


**IMPROVING THE STUDENTS VOCABULARY MASTERY THROUGH
THE HOT SEAT GAMES AT JUNIOR HIGH SCHOOL WAHDAH
ISLAMIYAH IN ANTANG MAKASSAR**



A Thesis

*Submitted in Partial Fulfillment of the Requirements for the Degree of
Sarjana Pendidikan in English Education Department of
Tarbiyah and Teaching Science Faculty of
UIN Alauddin Makassar*

BY

DEWI ASTIA

Reg. Number: 20401110018

**ENGLISH TEACHING DEPARTMENT
TARBIYAH AND TEACHING SCIENCE FACULTY
ALAUDDIN STATE ISLAMIC UNIVERSITY MAKASSAR
2015**

PERNYATAAN KEASLIAN SKRIPSI

Dengan senantiasa mengharapkan ridha Allah SWT., yang bertanda tangan di bawah ini menyatakan bahwa skripsi ini adalah benar-benar hasil karya penyusun sendiri. Jika dikemudian hari terbukti bahwa skripsi ini merupakan duplikat, tiruan atau dibuat oleh orang lain secara keseluruhan atau sebagian, maka skripsi dan gelar yang diperoleh karenanya batal demi hukum.

Makassar, April 2015

Penulis,



DEWI ASTIA

NIM. 20401110018

PERSETUJUAN PEMBIMBING

Pembimbing penulisan skripsi saudara **Dewi Astia**, Nim: **20401110018**, Mahasiswi Jurusan Pendidikan Bahasa Inggris pada Fakultas Tarbiyah dan Keguruan UIN Alauddin Makassar, setelah dengan seksama meneliti dan mengoreksi skripsi yang bersangkutan dengan judul *“Improving The Students Vocabulary through the Hot Seat Games of Junior High School Wahdah Islamiyah”* memandang bahwa skripsi tersebut telah memenuhi syarat-syarat ilmiah dan dapat disetujui untuk diajukan ke sidang munaqasyah.

Demikian persetujuan ini diberikan untuk proses selanjutnya.


Samata, 2015

Pembimbing I



Dr. Hj. Mardiana. M. Hum
NIP. 19690815199903 2 001

Pembimbing II



Sitti Nurpahmi, S. Pd., M. Pd
NIP. 19740308 200901 2 003




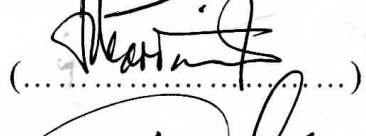

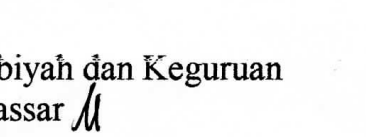
PENGESAHAN SKRIPSI

Skripsi yang berjudul “**Improving The Students Vocabulary Mastery Through The Hot Seat Games At Junior High School Wahdah Islamiyah In Antang Makassar**” yang disusun oleh saudari **Dewi Astia**, NIM. **20401110018**, mahasiswa Jurusan Pendidikan Bahasa Inggris Fakultas Tarbiyah dan Keguruan UIN Alauddin Makassar, telah diuji dan dipertahankan dalam sidang munaqasyah yang diselenggarakan pada hari Kamis tanggal 09 April 2015 M, bertepatan dengan tanggal 19 Jumadil Awal 1436 H dan dinyatakan telah dapat diterima sebagai salah satu syarat untuk mendapatkan gelar Sarjana Pendidikan (S.Pd) pada Fakultas Tarbiyah dan Keguruan Jurusan Pendidikan Bahasa Inggris dengan beberapa perbaikan.

Samata-Gowa, 9 April 2015 M
19 Jumadil Awal 1436 H

DEWAN PENGUJI


(SK. Dekan No.547 Tahun 2015)

Ketua	: Dr. Hj. Djuwairiah Ahmad, M.Pd., M.TESOL (.....)	
Sekretaris	: H. Erwin Hafid, Lc., M.Th.I, M.Ed (.....)	
Munaqasyah I	: Dr. H. Abd. Muis Said, M. Ed (.....)	
Munaqasah II	: Dra. St. Azisah, M.Ed.St, Ph.D (.....)	
Pembimbing I	: Dr. Hj. Mardiana. M.Hum (.....)	
Pembimbing II	: Sitti Nurpahmi, S. Pd., M. Pd (.....)	

Diketahui Oleh :

Dekan Fakultas Tarbiyah dan Keguruan
UIN Alauddin Makassar




Dr. H. Muhammad Amri, Lc., M. Ag
NIP. 19730120 200312 1 001

ACKNOWLEDGMENT

By reciting Bismillahi Rahmani Rahim, the researcher would like to express her praise and thankfulness to Allah SWT for blessing, love, mercy, guidance and most of all, to finish this thesis. Shalawat and Salam are addressed to beloved chosen messenger Muhammad SAW.

Many problems and difficulties had been encountered in finishing this thesis. Those would not have been solved without help, motivation, support, critic, and advice from many people. It would be an honor to express her greatest appreciation and deepest thanks to all of them as follows:

1. The writer beloved parents **Ismail** and **Kasmini** for their love, sacrifices, affections, advices and prays during her study. Also to her sisters and member families .
2. **Prof. Dr. H. Musafir Pababbari, M.Si**, the Rector of State Islamic University of Alauddin Makassar for his advice during her study at the university.
3. **Dr. H. Salehuddin, M.Ag**, The Dean and all of the staff of Tarbiyah and Teaching Science Faculty of the State Islamic University of Alauddin Makassar.
4. **Dra. Hj. Djuwairiah Ahmad, M. Pd, M. TESOL**, and **H. Erwin Hafid, Lc., M.Th.I., M. Ed** as the Head and the Secretary of English Department of Tarbiyah and Teaching Science Faculty and all of her staff.

The researcher thanks for the guidance, advice and correction to this writing, deeply thanks are expressed for those people; **Dr. Hj. Mardiana, M. Hum** as the first consultant and **St . Nurpahmi, S. Pd., M. Pd** as the second consultant.

5. The researcher also would like to thank to his best friends and his beloved friends in **PBI 1 and PBI 2 academic years 2010** that always helped to solve the problems and gave spirit and mental support to her.
6. The Headmaster, the teacher and all the students of junior high school for their participation during the research.
7. Special to akhwat **FSRN** for their care, support from their love and support, they would never forgotten and would be pleasant memories till the end.
8. All people who helps and those whom the researcher cannot mention one by one.

Finally, the researcher realize that this thesis still have not been prefect yet there fore suggestions and criticism, are welcome improvements for theof this thesis.

May the almighty Allah SWT always best to us with blessing, Amin.

Wabillahi Taufiq Wal Hidayah

Wassalam.

Makassar, 2015
The writer

DEWI ASTIA

NIM. 20401110018

TABLE OF CONTENTS

	Page
TITLE PAGE	i
PERNYATAAN KEASLIAN SKRIPSI.....	ii
PERSETUJUAN PEMBIMBING.....	iii
PENGESAHAN SKRIPSI.....	iv
ACKNOWLEDGEMENT	v
TABLE OF CONTENTS	vi
LIST OF TABLES	ix
LIST OF APPENDICES	xi
ABSTRACT	xii
CHAPTER I. INTRODUCTION	
A. Background	1
B. Problem Statement	4
C. Objective of the Research	4
D. Significance of the Research	4
E. The Scope of the Research	4
CHAPTER II REVIEW OF RELATED LITERATURE	
A. Some Previous Related Research Findings	5
B. Some Pertinent Ideas	7
1. Vocabulary	7
a. Definition of Vocabulary	7
b. Types of Vocabulary	9

c. Some Tips in Learning English Vocabulary.....	10
d. The Principles of Teaching and Learning Vocabulary	13
e. Techniques in Teaching Vocabulary	15
f. The Ways to Improving our Vocabulary.....	20
2. Hot Seat Games	22
a. Concept of Hot Seat Games	23
b. How to Play Hot Seat Games	23
C. Resume	24
D. Theoretical Framework	25
E. Hypothesis	26
CHAPTER III RESEARCH METHOD	
A. Research Design	27
B. Variables of the Research	28
C. Population and Sample	28
D. The Instrument of the Research	28
E. Procedures of Collecting Data	29
F. Technique of Data Analysis	30
CHAPTER IV FINDING AND DISCUSSION	
A. Findings	34
B. Discussion	41

CHAPTER V CONCLUSION AND SUGGESTION

A. Conclusion	43
B. Suggestion	43
BIBLIOGRAPHY	44
APPENDICES	45
CURRICULUM VITAE	

LIST OF TABLES

1. The rate percentage and the frequency of the students' score of pretest	33
2. The rate percentage and the frequency of the students' score post-test.....	34
3. The rate percentage of score controlled class of pretest.....	35
4. The rate percentage of score controlled class in post-test	36
5. The mean score and standard deviation of post-test	37
6. The value of Mann-Whitney Test	38
7. Table test statistic.....	39

LIST OF APPENDICES

1. The Row Score of the Students' Pretest and Posttest	45
2. The Row Score of Controlled Class.....	46
3. Distribusi Frekuensi Univariat.....	47
4. Frequency Table.....	48
5. Distribusi Frekuensi Bivariat.....	53
6. vocab scores of students.....	54
7. NPar Tests.....	58
8. Mann-Whitney Test.....	58
9. Rencana Pelaksanaan Pembelajaran.....	60
7. Instrument of the Research.....	78
9. Answer Key.....	81

ABSTRACT

Title : *Improving the students Vocabulary Mastery through the Hot Seat Games At Junior High School Wahdah Islamiyah In Antang Makassar*
Researcher : Dewi Astia
Reg. Number : 20401110018
Consultant I : Dr. Hj. Mardiana, M. Hum
Consultant II : St . Nurpahmi, S. Pd., M. Pd

The objective of this research is to find out whether or not the use of Hot Seat games can improve the students vocabulary of the Junior High School Wahdah Islamiyah.

This research employed pre-experimental method with one group pre-test and post-test design. The dependent variable of this research is the students' English vocabulary achievement and the independent variable is teaching English vocabulary by using Hot Seat Games. The population of this research was junior high School Wahdah Islamiyah which consisted of 72 students. The sample of the research consisted of 72 students which taken by using total sampling, 36 students were taken as experimental class and 36 students were taken as controlled class.

The instrument of this research was a written vocabulary used in pre-test and post-test. The result of the data indicated that there was a significant difference between students' post-test in experimental class and controlled class. The mean score of post-test (86.9444) in experimental class was greater than the mean score of post-test (60.2778) in controlled class and the standard deviation of post-test (13.61605) in experimental class was greater than the standard deviation of post-test in controlled class (37.97230). From Output in table test statistic (b) obtained the value of Mann Whitney U = 427 with a value of $p = 0.013 < 0.05$ then H_0 is rejected. So that H_a is accepted that conclusion Implementation games Hot Seat effective in improving student vocabulary.

Based on the finding and discussion of the research, the researcher drawn a conclusion that the use of Hot Seat games improve the students vocabulary of junior high school Wahdah Islamiyah in Antang Makassar.

CHAPTER I

INTRODUCTION

A. Background

Language as a system of sound symbols and a means of communication has a very important role in the social relationships between people. English is very important to learn because it is a bridge of communication. In many societies, English has become the international language. Most of the people around the world use English in order that they can communicate with others who use different languages.

English is very important foreign language in the countries of Indonesia. As the government responses to this case. English has been incorporated into the education system in our country, it is taught from elementary school to higher education. Mastering the English language is required to master the vocabulary, vocabulary is something that is very important for students because the vocabulary is an important element in the language and as a form of government response to this case. English has been incorporated into the education system in our country, and it is taught from elementary school through college and became a compulsory subject. Mastering the English language are required to master vocabulary, vocabulary mastery is something that is very important for students because the vocabulary is an important element in a language.

Corder in Amiruddin (2004: 1) states that in order to master English, the elements of language skills such as grammatical structure, vocabulary, and sound

system, must be taught to the second as the prerequisite knowledge toward the English use and skills because language is characterized by these elements.

Based on the above statement, it is clear that the vocabulary as a fundamental requirement affects student achievement in learning English. Although students have been studying English for a few years from elementary through high school, they still lack the vocabulary. Lack of vocabulary that students can come from both the students as learners in their laziness required to memorize a number of words, lack of interest and motivation in learning English, or even health conditions of students and teachers as instructors to solve this problem. Of course, in this case the teacher's creativity in selecting techniques in teaching English. In other words, the teacher should have more attention to technique in improving students' vocabulary mastery.

In vocabulary building mastery, there are many techniques that can be applied by teacher. They are building vocabulary through introducing letter idiom, phrase, sentence, clause, song, quiz, puzzle, reading, writing passage, and games. Among these techniques, games are considered as one of effective techniques in teaching vocabulary.

There are many reasons why games are very important in the language learning classroom. As Mc. Cullum and George in Maslaeni (2002) stated that games automatically can stimulate students' interest. A properly introduced game can be one of the highest motivating techniques. Carrier (1980) concluded other reasons for including games in the language class are: games can be used to

change the pace of a lesson and so maintain motivation, games can be used to punctuate long formal teaching units and review students' energy before returning to more formal learning, games can be used to give hidden practice of specific language points without students' being aware of this, games encourage students' participation and can remove the inhibitions of those who feel intimidated by formal classroom situation, games can change the role of the teacher from that of formal instructor to that of manager or organizer of activities that students enjoy participating in. this can be useful in reducing teacher-students distance conflict, games can increase students' communication and so reduce the domination of the classroom by the teacher, games can act as a testing mechanism, in sense that they will expose weakness and the need for remedial work.

One of the games that is related and can be used effectively in teaching vocabulary is Hot seat games. According to (Callum, 2010) Hot Seat is a good activity to get your students to go in the morning. It is also excellent for revising vocabulary. Some of the reasons why the hot seat suitable for teaching vocabulary because it is an activity that is very lively and fun, can arouse students' self-confidence, have fun expanding vocabulary and can be adapted to different class sizes. Of these reasons, it is clear that the use of the game is of course important in learning a language, including vocabulary. Based on these descriptions, the author conduct a study entitled "Improving The Students Vocabulary through The Hot Seat Games Of Junior High School Wahdah Islamiyah in Antang Makassar ".

B. Problem Statement

Based on the background, the researcher formulates the problem as follows: “Is the use of Hot seat game able to improve the students vocabulary of Junior High School Wahdah Islamiyah in Antang Makassar?”

C. Objective of the Research

This research find out whether or not the hot seat games is able improve students’ vocabulary Of Junior High School Wahdah Islamiyah in Antang Makassar.

D. The Significance of the Research

The result of the research is expected to be a useful information for English teachers and can give a way to develop quality and ability in teaching and education institution. Besides, it can be useful for the students and teachers in learning especially who are concerned to improve the students’ vocabulary. Using the Hot seat games it is expected that it make students easier to memorize the vocabulary.

E. The Scope of the Research

The scope of the research focused on increasing the vocabulary adjective, noun, verb, which is often used in everyday life through Junior High School Hot Seat Games Wahdah Islamiyah in Antang Makassar.

CHAPTER II

REVIEW OF RELATED LITERATURE

A. Previous Related Research Findings

The importance of vocabulary has made many language teachers and researchers explore and expose language teaching process by implementation of various strategies, techniques and methods. Some of researchers related to the topic described in this research:

1. Mantasia in Rosminarty (2005:5) in her research on “Learning vocabulary by using authentic materials can increase the students’ vocabulary” found that the students can increase vocabulary by using authentic materials. Using authentic material is good in teaching vocabulary but there are many abstract vocabulary cannot be taught only by using material such as “wind, thunderclap and many other things”.
2. Merdawati in Busran (2006) suggest that in teaching English, the student must be be given more activities in learning vocabulary, in order that they have time to receive and produce the words. The weakness of this research is that there will be some students do not like the activities which have been chosen by the teacher. Now a day most of student would rather choose their own activities than the activities chosen by their teacher in learning. So Montessori method is the best solution of this problem, the students may create their own interest in learning vocabulary.
3. Dian (2004:6) pointed out that in teaching and learning vocabulary, the teacher have to catch the pupil’s attention and involves the students in

learning process actively by creating the variety and flexibility of techniques in teaching English, particularly in teaching vocabulary. The researcher should specify the kinds of the variety and flexibility of techniques that used in her research because there are many techniques in teaching English.

4. Nuriyah (2010) reported that a few simple changes can increase the quantity and quality of vocabulary that students learn. By creating word-rich environments through our vocabulary use and the inclusion of games, teachers establish their classrooms as word laboratories that encourage students to try out and play with new and unfamiliar words. The researcher point of view, there are many other ways to make the student interest in learning not only establish the classroom as laboratory but also the teacher may use outdoor class to introduce the students new vocabulary.
5. Fitratullah in Bahar (2009) pointed out that the students were motivated to learn English vocabulary through playing the alphabetic games because most of them enjoyed. The weakness of this research is the students will be bored to study with only use alphabetic game. The teacher has to use more than one games in teaching specially in teaching vocabulary.

From the research finding above, the researcher used Hot Seat games to improved vocabulary mastery of the students because Hot Seat games can makes the students enjoy to study.

B. Some Pertinent Ideas

1. Vocabulary

a. Definition of Vocabulary

Good in Busran (2009) defines vocabulary as content and function word of language which are learned so thoroughly so that become part of child's understanding, speaking, and later reading and writing vocabulary. It also means words having been heard or seen even though not produced by individual himself to communicate with others.

- Eyraud (2000) states that vocabulary is central to language and of critical important to the typical language learner.
- Hornby (2000: 1331) says that the vocabulary is a list of words in a language. From the definition expressed by Hornby above it can be concluded that the vocabulary is basic and most important elements of a language.

In 1984, Swan and Walter, the opening of the Cambridge English Course book writes that the mastery of vocabulary is the most important thing for people who are learning English (Thornbury, 2002: 14). Students must master the necessary vocabulary as much as possible. Someone who will travel abroad to master vocabulary that can assist it in its activities outside the country. So is the person who will continue their studies abroad. However, the amount of vocabulary that must be mastered by the two of them is different. People who will continue to study abroad are required to have a vocabulary much more than people who just would travel abroad. What is the vocabulary that needs to be

mastered in order to be used in various situations? Accomplish this one must master at least two thousand vocabulary Schonell, Meddleton, Shaw, Routh, Popham, Gill, Mackrell and Stephens (1956). Two thousand vocabulary words 87% of this is used in the written text and 80% of words used in academic texts (Nation, 1990) two thousand vocabulary is a vocabulary that is generally dominated by the native speakers. That number is also the number of words contained in the average dictionary.

Since the eighth grade students of SMP targeted to master the English language that is functional communicate orally and written to solve everyday problems such as reading newspapers, manuals or instructions would be better for them if the vocabulary is approaching that figure. Mastering vocabulary is not an easy thing. Whatever we learn will be easily to be forgotten in a short time. Moreover, if we do not practice what we have learned it. Several studies reveal nothing needs to be done so that the vocabulary has been learned can be remembered (Thornbury, 2002: 24). Include the following:

- Repetition: If a word is repeated several times in the literature, it is certain that the word will be remembered than other words.
- Use: Always use the vocabulary they have learned. The use of the word can be in the form of writing sentences or use them in speech.
- Describe: The best way to remember a word is to describe it in mind. Study shows that a simple word to describe mentally, much easier to remember than words that are difficult to describe.

- Motivation : Just to have a desire to learn vocabulary does not mean it is then easy to remember. Motivation enables a learner to devote more time to repeat and practice what they have learned.
- Interest : The word that triggers an emotional response would be much easier to remember than words that do not trigger an emotional response.

By analyzing the above understanding, the researchers concluded that the word Vocabulary is very important in the language used by the public in communicating.

b. Types of Vocabulary

Steel (2003: 859) vocabulary is all the words that somebody knows or that are used in a particular book, subject and etc.

Rasyid in Yakin (1997), classifies vocabulary of modern English into three types of words elements considered from point of the origin as:

1. The native is a vocabulary defined from other language.
2. The borrowed is a vocabulary that borrowed from other language.
3. The newly form is a vocabulary that make up any times material already in language.

Harmer (1991) distinguished two types of vocabulary, they are :

1. Active vocabulary refers to vocabulary that the students have been through or learnt and which they are expected to be able to use.
2. Passive vocabulary refers to words which students will recognize, when they meet them but which they probably no be able to produce.

Schall in Amiruddin (2004) classified vocabulary into three types, namely:

1. Active vocabulary, the words are customarily used in speaking.
2. Reserve vocabulary, the words we know but we are rarely used them in ordinary speech. We use them in writing letter and searching for synonym.
3. Passive vocabulary, the words are recognize vaguely but we are sure of the meaning never use them is either speech or writing, we just know them because we see them before.

c. Some Tips in Learning English Vocabulary

Xianlong (2003: online) giving some tips learning English vocabulary as follow:

1. Learning Tip One: Read, Read, Read: Most vocabulary words are learned from context. The more words you're exposed to, the better vocabulary you will have. While you read, pay close attention to words you don't know. First, try to figure out their meanings from context. Then look the words up. Read and listen to challenging material so that you'll be exposed to many new words.
2. Vocabulary Learning Tip Two: Improve your context skills: Research shows that the vast majority of words are learned from context. To improve your context skills pay close attention to how words are used. Doing a search on a word using dejanews.com (for searching newsgroups) will give you many examples of how that word is used in context. Play our Daily Context Vocabulary Quiz.

3. Vocabulary Learning Tip Three: Practice, practice, practice: Learning a word won't help very much if you promptly forget it. Research shows that it takes from 10 to 20 repetitions to really make a word part of your vocabulary. It helps to write the word - both the definition and a sentence you make up using the word - perhaps on an index card that can later be reviewed. As soon as you learn a new word, start using it. Review your index cards periodically to see if you have forgotten any of your new words.
4. Vocabulary Learning Tip Four: Make up as many associations and connections as possible.
5. Vocabulary Learning Tip Five: Use mnemonic (memory tricks).
6. Vocabulary Learning Tip six: Get in the habit looking up words you do not know. If you have a dictionary on your computer, keep it open and handy.
7. Vocabulary Learning Tip Seven: Play with words. Play scrabble, boggle, and do crossword puzzle. These and other word games are available for the computer, so you are not dependent on a partner to play. Also try out the Franklin Electronic Dictionary that features built in word games.
8. Vocabulary Learning Tip Eight: Use vocabulary List. For the serious vocabulary student, there are many books that focus on the words most commonly found in standardized test, such as the SAT and GRE. There are also many interesting word by magazine, many kinds of the words in English magazine.

9. Vocabulary Learning Tip Nine: Take vocabulary test. Playing games that test your knowledge will help you learn new words and also let you know much progress you are thinking.
10. Vocabulary Learning Tip Ten: Get excited about word. Come to appreciate the sometimes-subtle differences between them. Do you know the difference between something that denotes something else and something that cannot test something else? If not, got look it up. Learn to say what you really mean and discover the joys of being to express yourself in writing. Your future can depend on how to rich your vocabulary.

d. The Principles of Teaching and Learning Vocabulary

Wallace in Farida (2004:10-11) indicates nine principles of teaching and learning vocabulary as follows:

1. Aims

In teaching vocabulary, we have to be cleared about aims. How many vocabulary listed we expected the students or learners to be able to do. If this first stage is not clear, the learning process will be difficult.

2. Quantity

Quantity or number of words to be taught should be the second concern. Five to seven words would be chosen if the teacher wants them to be students' active vocabulary. After gaining this target, the teacher should add one word to prevent the students confused discharged, and frustrated.

3. Need

Teacher should consider various meaning words, students' background and language need. Teacher should create the situation that encourages the students to communicate and get the words they need.

4. Frequent exposure and repetition

Certain amount of repetition is necessary and there must be evidence as indicator to see the students' achievement in learning. Teacher should measure recognition and production skills.

5. Meaningful presentation

Teacher introduces new words with clear explanation and decides what denotation or word reference, they intend to teach. The presentation should be perfect, meaningful and unambiguous.

6. Situation

Teacher should have a feeling to the students' situation and condition. This can be a tool for them to know when students are ready to accept the material.

7. Learning vocabulary in context

Words are very seldom in isolation. It is important for students to see the words in useful collection what the words occur in it. In other words, the words should appear in natural environment, amount the words they naturally collate with them.

8. Learning vocabulary in L2 and L1.

Teacher should use words of students' mother tongue to compare with those in the target language to see the similarity and difference of the words.

9. Guessing procedures in vocabulary

Guessing is one way to learn vocabulary. Students guess the words' meaning by hearing, sometimes read them in certain context, guess the meaning, and then use them in certain situation. So, it is smart chosen to get this technique in teaching vocabulary situation.

e. Techniques in Teaching Vocabulary

According to Allen (1983: 21-28) there are many techniques in teaching vocabulary for the beginner:

1. Commands are useful in vocabulary classes

When we ask students to respond physically to oral commands which use the new words, the activity is very much like what happens when one is learning one's mother tongue. Children have frequent experience in obeying commands during the early years of learning the mother tongue. Those experiences appear to play an important part in the learning of vocabulary.

2. Using real objects for vocabulary teaching

For helping students understand the meaning of a word, we often find that a picture is useful, if it is big enough to be seen by all members of the class but real object are better than pictures whenever we have them in the classroom.

3. Other communication experiences for the classroom

There are many other ways to create a communication situation in the classroom. Suppose we have used a picture that shows a head with its various parts, hair, eyes, ears, nose, mouth. Those parts have been named in English. The students have printed the names in their notebooks with their copies of the picture.

Now the stage is set for an experience in which students use those English words to communicate.

4. The value of the pictures that students draw

In several of the techniques which have been mentioned, pictures are made by students. Many teachers like to use pictures the students themselves have made such pictures have certain advantages:

- They cost little or nothing.
- They are available even in places where no other pictures can be found.
- They do not require space for storing and filing as pictures from other source do.
- When someone has drawn a picture of a scene he knows the meaning of the English words that the teacher will use while talking about parts of his scene.

Scott (2004: 5) states some teaching vocabulary techniques, as follows:

1. Words are not enough

Don't rely on the spoken word only. Most activities for the younger learners should include movement and involve the senses. You will need to have plenty of objects and picture to work with, and to make full use of the school and your surrounding. Demonstrate what you want them to do. The balance will change as the children get older, but appealing to the senses will always help the pupils to learn.

2. Play with the language

Let the pupils talk to themselves. Make up rhymes, sing a song, and tell a story. Play with the language-let them talk nonsense, experiment with words and sounds: 'Let's go-Pet's go', 'Blue eyes-blue pies'. Playing with the language in this way is very common in the first language development and is a very natural stage in the first stage of foreign language learning too.

3. Language as language

Become aware of language as something separate from the events taking place takes time. Most eight to ten years. Olds already have this awareness in their own language, the spoken word is often accompanied by other clues to meaning-facial expression, movement, etc.

4. Variety in the classroom

Since concentration and attention spans are short, variety is a must. Variety of activities, variety of paces, variety of organizations, variety of voices. Older pupils can concentrate for longer periods and you should allow them to do so, but you still need lots of variety.

5. Routines

Children benefit from knowing the rules and being familiar with the situation. Have system have routines, organize and plan your lessons. Use familiar situations, familiar activities. Repeat stories, rhyme, etc.

6. Cooperation not competition

Avoid rewards and prizes. Other forms of encouragement are much more effective. Make room for share experiences, pupils are an invaluable source of language work and create an atmosphere of involvement and togetherness.

Group the children together whenever possible. This does not mean that they have to work in groups all the time, but most children like to have other children around them, and sitting with others encourages cooperation.

7. Assessment

Even though formal assessment may not be a compulsory part of your work, it is always useful for the teacher to make regular notes about each child's progress. You may want to tell parents how their children are doing, and you should be talking to the children regularly about their work and encouraging. From the beginner this can be done in very simple terms stressing the positive side of things and playing down what the pupil has not been able master.

Harmer (1991) described some ways in presenting vocabulary, as follows:

1. Realia

This way, the teacher brings the real object into the classroom and introduced to the students. In this case, the students learn to recognize the words by seeing the reality words like *pen, ruler, ball, etc.*

2. Pictures

Teaching vocabulary through pictures is familiarly focuses on the object. Pictures can be used to explain meaning of vocabulary items: the teacher might draw pens, ruler, etc.

3. Mime, Action and Gesture

It is often impossible to explain the meaning of words and grammar either through the use of realia or in pictures. action, in particular, are probably better

explained by mime (concept like running and smoking are easy to present in this way).

4. Contrast

This way, the teacher shows the students a word and asks the students to find out the contrast of the word. For example, the meaning of *full* by contrasting it.

5. Enumeration

This way requires the teacher to introduce words by enumeration them with their general and specific meaning. A word with a general meaning, for instance “vegetable”, the teacher introduce this word and asks the students to find out some specific words relate to vegetable: such as potato, cabbage, carrot, etc.

6. Explanation

This way, the teacher introduces words by explaining or describing the objects and asks the students to guess what the object is.

7. Translation

This way, the teacher asks the students to translate the given words into their mother tongue (native language). This strategy is very useful for beginners.

f. The Ways to Improving our Vocabulary

According to Beare (1997), there are many ways to improve our vocabulary. When working to improve you vocabulary it is important to know your goals in order to best choose the way in which you want to learn.

1. Vocabulary Trees

Vocabulary trees help provide context. Once you have mapped out a few vocabulary trees, you will discover yourself thinking in vocabulary groups. When

you see a cup your mind will quickly relate such words as knife, fork, late, dishes, etc

2. Create Vocabulary Themes

Create a list of vocabulary themes; include the vocabulary, a definition and an example sentence for each new item

3. Use Technology to Help You

Watching DVD is a great way to help you understand native speakers of English. Using all the fancy options watching individual scenes can help make DVD use into a vocabulary learning exercise.

4. Specific Vocabulary Lists

Rather than studying a long list of unrelated vocabulary, use specific vocabulary lists to help you prepare for the type of vocabulary we need for work, school or hobbies. These business vocabulary word lists are great for industry specific vocabulary items.

5. Word Formation Charts

Word formation is one of the keys to success for advanced level ESL (English Second Language) learners. Advanced level English exams such as the TOEFL, and Proficiency use word formation as one of the key testing elements. These word formation charts provide the concept noun, personal noun, adjective and verb forms of key vocabulary listed in alphabetical order.

6. Visual Dictionaries

A picture is worth a thousand words. It is also very helpful for learning precise vocabulary. There are a number of excellent English learner visual

dictionaries for sale. Here is an online version of a visual dictionary dedicated to jobs.

7. Learn Collocations

Collocations refer to words that often or always go together. A good example of a collocation is to do your homework. These lists of important verb + noun collocations will help you learn some of the most important.

8. Use a Corpus

Corpora are huge collections of documents that can track the number of times a word is used. By using corpora, you can find which words are often used together with target vocabulary words. Combining corpora use with vocabulary.

2. Hot Seat Games

A game is an activity that contains regulatory elements, purpose and a sense of fun. There are two types of games we want to do, namely: the game of competition (competitive games), where players or teams compete to be the first to reach the goal and the game of collaboration (co-operative games) where players and teams work together to achieve a goal (Jill Hadfield (1984: 5).

- The game can be used to change the speed of the lesson and to maintain motivation.
- The game can be used to emphasize the formal teaching unit length and energy reviewing student before returning to more formal learning.
- Games can be used to provide a hidden practice specific language points without the students are aware of this.

- The game encourages student participation and can remove obstacles from people who feel intimidated by the formal classroom situation.
- Game can change the role of teachers from the formal instructors manager or organizer activity that students enjoy participating this entry can be useful in reducing the distance of the teacher-student conflict.
- Games can improve students' communication and reduce the dominance of the class by the teacher.
- Games can act as a testing mechanism in the sense that they will expose weaknesses and the need for repair work. Hot seating is where people take on the role of characters from a story and other people ask them questions. The characters have to answer the questions in as much detail as possible.

a. Concept of Hot Seat games

Hot seat play allows players to play multiplayer games with only one copy of the game on only one device. Because the hot seat play is usually defined as a turn-based by nature, duration of the game can go beyond that of a real-time multiplayer network game where each player is proportional to take action at the same time.

According to (Callum, 2010) Hot Seat is a good activity to get your students to go in the morning. It is also excellent for revising vocabulary.

b. How to Play Hot Seat Games

Sutrisno (2012) here are the steps to start the game Hot Seat in English language learning in the classroom:

- Before playing, divide students into two groups (or as needed).
- Then prepare some seats according to the number of groups and place it in front of the classroom facing the students (back to the blackboard).
- Call one member of each group to come forward and sit in the hot seat.
- Write a word on the board. Pupils are prohibited from sitting in the hot seat looking at the board.
- Ask other group members to give instructions to his friend who was sitting in the hot seat of the word. Of course, everything must be in English.
- Group can guess the first word will get points.
- Ask each student to come forward to take turns in the hot seat every time to change the question.
- The group with the most points is the winner.

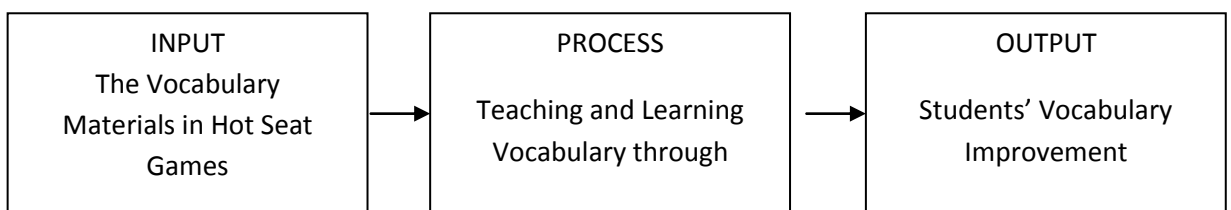
C. Resume

Based on the explanation above, the researcher concludes that the vocabulary is a very important language elements. Vocabulary support skill acquisition language components, namely: writing, speaking, reading, and listening. Factors that influence students' vocabulary mastery comes from the students as learners and teachers as instructors. In this study, the researcher use the Hot Seat game as technique to improve students' vocabulary.

D. Theoretical Framework

Vocabulary is an element that supports English skills component. If students have more vocabulary, it will make them easily in expressing their ideas, feelings, emotions, etc. Without vocabulary, students will have problems in learning English. This means that the vocabulary is very important in the process of learning English.

The theoretical framework underlying in this research is given in the following diagram:



The three variables above; input, process, and output are briefly classified as follows:

1. INPUT: refers to Hot Seat games which consists of vocabulary materials. A teaching media which is hoped to be a good device in teaching and learning English vocabulary.
2. PROCESS: refers to the implementation of the input variable in the classroom activities both teaching and learning through Hot Seat games.
3. OUTPUT: refers to student's improvement in learning vocabulary by using Hot Seat games.

D. Hypothesis

Based on some previous related findings and pertinent ideas above, the researcher formulates the hypothesis as follows:

1. H_0 : The use of Hot Seat games is not effective to improve the students' vocabulary of Junior High School Wahdah Islamiyah in Antang Makassar
2. H_1 : The use of Hot Seat games is effective to improve the students' vocabulary of Junior High School Wahdah Islamiyah in Antang Makassar

CHAPTER III

METHODOLOGY OF RESEARCH

A. Method of Research

1. Research design

The design of this research was quasi experimental design with pre-test & post-test design. This design used two groups that pre-test (O_1), a treatment (X), and post-test (O_2). The diagram can be seen as follow:

Class	Pre-test	Treatment	Post-test
E	O_1	X	O_2
C	O_1	x	O_2

Where: E : Experimental Class

C : Controlled Class

O_1 : Pre-test

O_2 : Post-test

X : Treatment

(Arikunto, 2006: 86)

2. The Variable of the Research

This research has one dependent variable and one independent variable. The dependent variable of this research is the students' English vocabulary achievement and the independent variable of this research is teaching English vocabulary by using Hot Seat games.

3. Population and Sample

a) Population

According to Gay (2006: 100) population may be virtually any size and may cover almost any geographical area, it also means the entire group of interest to the researcher is rarely available. The population of this research the students of SMP Wahdah Islamiyah in Antang Makassar which consist of 72 students of 2 classes.

b) Sample

Gay (2006: 99) defines sampling as the process of selecting a number of participants for a study in such a way that they represent the larger group from which they were selected. A sample is made up of the individuals, items, or events selected from a larger group referred to as a population. Because of the population consist of several classes, the researcher use purposive sampling technique and take 36 students or two groups as the sample of the research.

4. The Instrument of the Research

The instrument of the research that used in collecting the data is vocabulary test. The data of Hot Seat games effectiveness in teaching vocabulary collected through pre-test and post-test. The pre-test is administered to the students at the

first meeting or before the time of treatment to the class while the posttest is given after the treatment.

5. Procedure of Collection Data

In collecting data, the researcher use the following steps:

1. Pre-test

Before giving treatment, the researcher administer a pre-test using the vocabulary test, to find out the vocabulary achievement of the students before treatment is given.

2. Treatments

After the pre-test, the researcher teach the students of eight meetings. In each meeting, the researcher uses hot seat games in teaching vocabulary.

The steps in teaching vocabulary by using hot seat games will be described as follows:

Step 1. The researcher explains about the model that uses the hot seat in the learning process.

Step 2. After that, the researcher divide the class group as needed

Step 3. Then prepare some seats according to the number of groups and place it in front of the classroom facing the students (back to the blackboard)

Step 4. The researcher calls one of the groups to come forward and sit in the

hot seat.

Step 5. The researcher writes a word on the board. Pupil who is sitting in the

hot seat prohibited look at the board.

Step 6. The researcher asks other group members to give instructions to friend who is sitting in the hot seat of the word. Of course, everything must be in English.

Step 7. Group that can guess the first word will get points

Step 8. The researcher asks each student to come forward to take turns in the

hot seat every time to change the question.

Step 9. The group with the most points is the winner

3. Post-test

After the treatment, the post-test be conducted to find out the students' achievement in learning vocabulary. It was used to check the result of treatments; it would also be useful to know whether hot seat games is effective to be used in teaching vocabulary. The test would be the same with pre test.

6. Technique of Data Analysis

The collecting data through the test by using inferential statistic percentage score is also used to know the students' ability. The steps under taken in quantitative analysis employing the following formulas:

1. Scoring the students' works on pre-test and post-test by using this formula:

$$\text{Score} = \frac{\text{student's correct answer}}{\text{the number of item}} \times 10$$

(Depdikbud in busran, 1985:8)

2. Classifying the student's score into the following criteria:

Scale	Classification
90 – 100	Very Good
70 – 89	Good
50 – 69	Fair
30 – 49	Poor
10 – 29	Very Poor

(Pusat Kurikulum in Munawir, 2010)

3. Computing the frequency of the rate percentage of the student's score:

$$p = \frac{n}{N} \times 100$$

Notation:

p = Percentage

n = Frequency

N = The total respondent

(Mason & Bramble in Munawir, 2010)

4. Calculating the mean score of the students` answer by using formula:

$$\bar{X} = \frac{\sum x}{N}$$

Notation:

\bar{X} = Mean score

$\sum x$ = Sum of score in the group

N = Number of sample

(Gay, 2006: 320)

5. Calculating the score difference of the pre-test and post-test, the researcher using this formula:

$$\bar{D} = \frac{\sum D}{N}$$

Notation: \bar{D} = the score difference

$\sum D$ = the sum of the scores difference

N = the number of sample

(Gay, 2006: 356)

6. Calculating the post-test result and consulting their difference for hypothesis testing, the formula:

$$t = \frac{X_1 - X_2}{\sqrt{\left(\frac{SS_1 + SS_2}{\eta_1 + \eta_2 - 2}\right)\left(\frac{1}{\eta_1} + \frac{1}{\eta_2}\right)}}$$

Notation: t = Test of significance

X_1 = Mean Score of controlled class

X_2 = Mean score of experimental class

SS_1 = the sum of square of control class

SS_2 = the sum of square of experimental class

η_1 = the subject of controlled class

η_2 = the subject of experimental class

CHAPTER IV

FINDINGS AND DISCUSSIONS

This chapter particularly presents the findings of the research which are presented as data description, and the discussion of the findings reveals argument and further interpretation of the findings. In this chapter, the reseracher analyzed the data consisting of the result of pre-test and post-test either in experimental class or controlled class.

A. Findings

1. The Classification of Students' Pre-test and Post-test Scores in Experimental Class

Table 1
The rate percentage of score experimental class in pre-test

No	Classification	Score	Frequency	Percentage
1	Excellent	96 – 100	0	0
2	Very good	86 – 95	7	19.44 %
3	Good	76 – 85	1	2.78 %
4	Fairly good	66 – 75	1	2.78 %
5	Fairly	56 – 65	1	2.78 %
6	Poor	36 – 55	0	0 %
7	Very poor	0 – 35	26	7.22 %
	Total		36	100

Table 1 above shows the rate percentage of score of experimental class in pretest from 36 students, none of the student got excellent score. There were 7

student (19.44%) got very good score. 1 students (2,78%) got good score, 1 students (2,78%) got fairly good score, 1 students (2.78%) got fairly score, none of the student got poor score, and 26 students (72.22 %) acquired very poor score.

Table 2

The rate percentage of score experimental class in post-test

No	Classification	Score	Frequency	Percentage
1	Excellent	96 – 100	8	22.22 %
2	Very good	86 – 95	16	44.44 %
3	Good	76 – 85	8	22.22 %
4	Fairly good	66 – 75	2	5.56 %
5	Fairly	56 – 65	1	2.78 %
6	Poor	36 – 55	0	0 %
7	Very poor	0 – 35	1	2.78 %
	Total		36	100

While, the rate percentage of the score of experimental class in post-test from 36 students as table 2 above shows, there were 8 students (22.22 %) got excellent score, 16 students (44.44%) got very good score, 8 students (22.22 %) got good score, 2 students (5.56 %) got fairly good score, 1 students (2.78%) got fairly score, none of the student got poor score and 1 students (2.78 %) got very poor score.

Based on the above results, it can be concluded that the percentage of post-test level is higher than the percentage in the pre-test levels. significant value Pre test where 8 students got both at the pre-test and post-test 32 students who get good grades.

The Classification of Students' Pre-test and Post-test Scores in Controlled Class

Table 3

The rate percentage of score controlled class in pre-test

No	Classification	Score	Frequency	Percentage
1	Excellent	96 – 100	2	5.56 %
2	Very good	86 – 95	2	5.56 %
3	Good	76 – 85	1	2.78 %
4	Fairly good	66 – 75	1	2.78 %
5	Fairly	56 – 65	1	2.78 %
6	Poor	36 – 55	1	2.78 %
7	Very poor	0 – 35	28	77.78 %
	Total		36	100

Table 3 above shows rate percentage of the score of controlled class in pretest from 36 students, there were 2 students (5.56%) got excellent score, 2 student (5.56%) got very good score, 1 student (2,78%) got good score, 1 student (2,78%) got fairly good score, 1 students (2,78%) got fairly score, 1 students

(2,78%) got poor score and 28 students (77,78%) got very good score. This indicates that the rate percentage of score controlled class in pre-test was low.

Table 4
The rate percentage of score controlled class in post-test

No	Classification	Score	Frequency	Percentage
1	Excellent	96 – 100	3	8.33 %
2	Very good	86 – 95	13	36.11 %
3	Good	76 – 85	3	8.33 %
4	Fairly good	66 – 75	3	8.33 %
5	Fairly	56 – 65	1	2.78 %
6	Poor	36 – 55	1	2.78 %
7	Very poor	0 – 35	12	33.33 %
	Total		36	100

While, the rate percentage of score of controlled class in posttest from 36 students as table 4 above shows, there were 3 (8.33 %) students got excellent. 13 student(36.11 %) got very good score. 3 students (8.33%) got good score, 3 students (8,33%) got fairly good score, 1 students (2.78 %) got fairly score, 1 student (2.78 %) got poor score and 12 student (33.33%) got very poor score.

Based on the table 3 and 4, it can be concluded that the rate percentage in posttest was greater than the rate percentage in pretest.

The Mean Score and Standard Deviation of Experimental Class and Controlled Class

Table 5
The mean score and standard deviation of experimental class and controlled class in post-test

Class	Mean Score	Standard Deviation
Experimental	86.9444	13.61605
Controlled	60.2778	37.97230

The table above shows that, the mean score of experimental class in post-test was (86.9444) and the standard deviation of experimental class was (13.61605), while the mean score of controlled class in posttest was (60.2778) and its standard deviation was (37.97230). It means that, the mean score of controlled class was lower than mean score of experimental class.

The significant score between experimental and controlled class can be known by using Mann-Whitney U. The result of Mann-Whitney U can be seen in table 6 as follows

Table 6
Mann-Whitney Test

Ranks

Kelompok kasus dan kontrol				N	Mean Rank	Sum of Ranks
Skor Vocab sebelum Kasus menggunakan hot seat games	Kasus			36	37.21	1339.50
	Control			36	35.79	1288.50
	Total			72		
Skor Vocab setelah Kasus menggunakan hot seat games	Kasus			36	42.62	1534.50
	Control			36	30.38	1093.50
	Total			72		

Output in the table ranks obtained rank number given intervention group before the games are Hot Seat games in 1339 in the case group (which do hot seat games), while in 1288 in the control group (who did not do the Hot Seat games)

Output in the table ranks obtained rank number given intervention group after the

games was hot seat in 1534 in the case group (which do Hot Seat games), while in 1093 in the control group (who did not do the Hot Seat games)

Test Statistics^a

	Score before the Hot Seat games	Vocab using the Hot Seat games	Score before using the Hot Seat games	Vocab after using the Hot Seat games
Mann-Whitney U	622.500		427.500	
Wilcoxon W	1288.500		1093.500	
Z	-.288		-2.489	
Asymp. Sig. (2-tailed)	.774		.013	

Grouping Variable: Experiment and controlled class

Variable	Mann-Whitney U
Posttest	.013

Output in table test statistic (b) obtained the value of Mann Whitney $U = 427$ with a value of $p = 0.013 < 0.05$ then H_0 is rejected. So that H_a is accepted that conclusion Implementation games hot seat effective in improving student vocab.

B. Discussions

Teaching vocabulary to students through hot seat games allow them to improve their vocabulary because in the hot seat games, learning is an experimental interaction with students to support their true normal development. Description of the data collected through vocabulary tests as described previously showed that post-test experimental grade students from 36 students, 8 students (22.22%) received very good, 16 students (44.44%) got a very good score, 8 students (22.22%) got a good score, 2 students (5.56%) got a pretty good score, 1 student (2.78%) got quite a score, 0 students (0%) received poor grades and 1 student (2.78%) received very poor.

Meanwhile, the analysis of data from the post-test controlled graders from 36 students showed, there are students got very good, very good, good, and pretty good score. There were 16 students (44.44%) got quite a score, 1 student (2.78%) received poor grades and 1 student (2.78%) received very poor.

According to the data analysis, it shows that the vocabulary scores in the experimental class is higher than the value in the class controlled. This shows that by using the Hot Seat games can improve students' vocabulary, and it is the same as stated (Callum, 2010) Hot Seat is a good activity to get your students to go in the morning. by using the Hot Seat games to improve students' vocabulary through in Wahdah Islamiyah. The data show a significant output in tables of statistical tests (b) to obtain the value of the Mann Whitney $U = 427$ with a value of $p = 0.013 < 0.05$ then H_0 is rejected. So that H_a is accepted that the

implementation of the conclusions game Hot Seat effective in improving students' vocabulary.

CHAPTER V

CONCLUSION AND SUGGESTION

This chapter presents some conclusions and suggestions of the result from the data analysis.

A. Conclusion

Teaching vocabulary by using the Hot Seat games allow to increase students 'vocabulary because it can increase students' vocabulary. Using the Hot Seat games in teaching vocabulary to be used effectively. This is indicated by the significance of the difference between the average value of the post-test in the experimental class and post-test control class.

B. Suggestions

In connection with the above conclusion, the authors suggest that English teachers should use the Hot Seat games to improve their students' vocabulary mastery. English teachers to be more creative in choosing the method that will be used in teaching. The role of English teachers to manage the material for mastery of vocabulary is very important. Teachers must be creative to organize and understand the strategies to develop students' skills in vocabulary teaching specialized in teaching young learners. Hot Seat games is a method used to teach young learners so that the Hot Seat can be used not only in junior high but can also be used in college

BIBLIOGRAPHY

- Allen, Virginia French. *Techniques in Teaching Vocabulary*. England: Oxford University Press 1983.
- Amiruddin. *Enriching of the Vocabulary of the Second Year Students at SMUN 1 Walenrang Kab. Luwu: by Using Jumble Letters*. Thesis. Faculty of Language and Arts UNM. 2004.
- Arikunto, Suharsimi. *Prosedur Penelitian Suatu Pendekatan Praktik*. Jakarta: Rineka Cipta. 2006.
- Bahar. *Improving The Students Vocabulary of The Second Year Level of Man, Wajo: Through Bookworm Game*. Makassar: A Thesis of UIN. 2009.
- Busran, *Teaching Vocabulary Through Morphological Analysis at the Elementary Class of New Generation Club (NGC)*. Makassar: A Thesis of UIN. 2009.
- Beare, Kenneth. *How to Improve Your Vocabulary*. Retrieved on 22nd June (2009) from <http://esl.about.com/od/englishvocabulary/ht/htvocab.htm>. 1997.
- Chandra, Fransisca. "*Peran Partisipasi Kegiatan di Alam Masa anak, Pendidikan dan Jenis Kelamin sebagai Moderasi Terhadap Perilaku Ramah Lingkungan*". Universitas Gadjah Mada: Disertasi S3. Program Magister Psikologi Fakultas Psikologi.. 2009.
- Callum, Robertson. Council (Hot Seat), *British Article*, 2010.
Retrieved from <http://www.teachingenglish.org.uk/language-assistant/games/hot-seat>
- Eyraud, Kevin et al. *The World Wall Approach*. English: Vol. 38. Teaching Forum Magazine. 2000.
- Farida, Dian. *Increasing Students' Mastery of English Vocabulary through word snake game*. Makassar. A Thesis of FBS UNM, 2004.
- Gay, L.R. 1981. *Educational Research Competencies for Analysis and Application*. Colombus: Merrill Publishing Company.
- Harmer, Jeremy. *The Practice of English Language Teaching*. London : Longman Group, 1991.
- Hornby, AS. Oxford Advance Learners dictionary of Current English. New York: Oxford University Press, 2000.
- Jannah, Nuriyah Fathul. *Improving The Students' Vocabulary Mastery Through Montessori Method*. Surakarta. A Thesis of Muhammadiyah University of Surakarta, 2010.
- Maslaeni. *Improving the English Vocabulary of the Sixth Grade Students of SD Negeri IKIP by Using Scrambled Words*. Thesis. Faculty of Language and Arts UNM, 2002.
- Munawir. *Improving the Students' English Vocabulary at the Second Year of SMP Negeri 3 Kahu by Using Whispering Game*. A Thesis of UIN, 2010.
- Muthmainnah. *Teaching Structure Through Chain Drill to the First Year Student of MAN 1 Makassar*. Thesis Makassar: IAIN Alauddin, 2006.
- Rosminarty, *Improving The Vacabulary of The First Tear students of SMA Negeri Mare Through English Magazines*. Makassar. A Thesis of FBS UNM, 2005.

- Richard, Jack and A. Renandya Willy. *Methodology in language Teaching*. New York: Cambridge University, 2002.
- Schonell, F. Meddleton, I., Shaw, B., Routh, M., Popham, D., Gill, G., Mackrell, G., and Stephens, C. *A study of the oral vocabulary of adults. Brisbane and London*: University of Queensland Press / University of London Press, 1956.
- Scott. A, Wendy & Lisbeth. *Teaching English to Children*. United State of America. Longman Group UK limited, 2004.
- Sutrisno, *Games Inovatif*. Yogyakarta: Mitra Buku, 2012.
- Steel. Miranda. *New Oxford Dictionary*. Selangor Darul Ehsan: Penerbit Fajar Bakti Sdn. Bhd, 2003.
- Thornbury, Scott. *How To Teach Vocabulary*. Malaysia: Pearson Education Limited, 2002.
- Yakin, Handra. *The Application of Tprovotal Physical Response to Improve the Vocabulary Achievement of the Second Year Students of Junior High Islamic Boarding School Ummul Mukminin*. Thesis Of UIN Makassar, 1997.
- Xianlong, Fan. *The Ten Best English Vocabulary Learning Tips*. Retrieved in 2010 from <http://readinglessonplans&comprehension-vocabulary/tips.php>, 2003.

APPENDIX A
The Row Score of the Students' Pretest and Posttest
in Experimental Class

No.	Respondents	Pre-test		Post-test	
		Score (X)	X_1^2	Score (X)	X_1^2
1	A	90	8100	98	9604
2	B	70	4900	93	8649
3	C	80	6400	83	6889
4	D	95	9025	98	9604
5	E	90	8100	75	5625
6	F	83	6889	98	9604
7	G	58	3364	88	7744
8	H	65	4225	88	7744
9	I	90	8100	98	9604
10	J	85	7225	95	9025
11	K	60	3600	85	7225
12	L	93	8649	95	9025
13	M	73	5329	80	6400
14	N	83	6889	85	7225
15	O	30	900	58	3364
16	P	73	5329	93	8649
17	Q	88	7744	95	9025
18	R	88	7744	93	8649
19	S	88	7744	98	9604
20	T	70	4900	80	6400
21	U	93	8649	98	9604
22	V	88	7744	93	8649
23	X	75	5625	83	6889
24	Y	90	8100	98	9604
25	Z	90	8100	93	8649
26	A'	88	7744	90	8100
27	B'	20	400	25	625
28	C'	70	4900	75	5625
29	D'	40	1600	80	6400
30	E'	78	6084	83	6889
31	F'	93	8649	88	7744
32	G'	78	6084	90	8100
33	H'	80	6400	90	8100
34	I'	85	7225	90	8100
35	J'	88	7744	98	9604
36	K'	70	4900	90	8100
Total		2778	231993	3140	280440

APPENDIX B
The Row Score of the Students' Pretest and Posttest
in Controlled Class

No.	Respondents	Pre-test		Post-test	
		Score (X)	X_2^2	Score (X)	X_2^2
1	A	80	6400	95	9025
2	B	55	3025	85	7225
3	C	93	8649	93	8649
4	D	75	5625	90	8100
5	E	68	4624	68	4624
6	F	40	1600	93	8649
7	G	93	8649	98	9604
8	H	33	1089	33	1089
9	I	23	529	56	3136
10	J	90	8100	90	8100
11	K	65	4225	65	4225
12	L	90	8100	90	8100
13	M	68	4624	68	4624
14	N	43	1849	90	8100
15	O	85	7225	88	7744
16	P	18	324	45	2025
17	Q	70	4900	75	5625
18	R	73	5329	93	8649
19	S	75	5625	87	7569
20	T	68	4624	95	9025
21	U	98	9604	98	9604
22	V	83	6889	83	6889
23	W	100	10000	93	8649
24	X	98	9604	98	9604
25	Y	75	5625	75	5625
26	Z	90	8100	90	8100
27	A'	85	7225	85	7225
28	B'	63	3969	85	7225
29	C'	78	6084	83	6889
30	D'	80	6400	80	6400
31	E'	53	2809	60	3600
32	F'	90	8100	93	8649
33	G'	85	7225	88	7744
34	H'	85	7225	85	7225
35	I'	100	10000	95	9025
36	J'	45	2025	68	4624
Total		2613	205999	2871	250964

Appendix C

DISTRIBUSI FREKUENSI UNIVARIAT

Kelompok kasus dan control

	Frequency	Percent	Valid Percent	Cumulative Percent
Valid kasus	36	50.0	50.0	50.0
kontrol	36	50.0	50.0	100.0
Total	72	100.0	100.0	

1. Kelompok eksperimen

Statistics

	Skor Vocab sebelum menggunakan hot seat games	Skor Vocab setelah menggunakan hot seat games
N Valid	36	36
Missing	0	0
Mean	28.4444	86.9444
Std. Error of Mean	5.79234	2.26934
Median	8.7500	90.0000
Mode	87.50	97.50
Std. Deviation	34.75404	13.61605
Variance	1207.843	185.397
Range	90.50	72.50
Minimum	2.00	25.00
Maximum	92.50	97.50
Sum	1024.00	3130.00

Frequency Table

Skor Vocab sebelum menggunakan hot seat games

		Frequency	Percent	Valid Percent	Cumulative Percent
Valid	2	1	2.8	2.8	2.8
	3	1	2.8	2.8	5.6
	4	1	2.8	2.8	8.3
	6	1	2.8	2.8	11.1
	6.5	1	2.8	2.8	13.9
	7	4	11.1	11.1	25.0
	7.25	1	2.8	2.8	27.8
	7.5	1	2.8	2.8	30.6
	7.75	2	5.6	5.6	36.1
	8	2	5.6	5.6	41.7
	8.25	1	2.8	2.8	44.4
	8.5	2	5.6	5.6	50.0
	9	5	13.9	13.9	63.9
	9.25	2	5.6	5.6	69.4
	9.5	1	2.8	2.8	72.2
	57.5	1	2.8	2.8	75.0
	72.5	1	2.8	2.8	77.8
	82.5	1	2.8	2.8	80.6
	87.5	6	16.7	16.7	97.2
	92.5	1	2.8	2.8	100.0
Total		36	100.0	100.0	

Skor Vocab setelah menggunakan hot seat games

		Frequency	Percent	Valid Percent	Cumulative Percent
Valid	25	1	2.8	2.8	2.8
	57.5	1	2.8	2.8	5.6
	75	2	5.6	5.6	11.1
	80	3	8.3	8.3	19.4
	82.5	3	8.3	8.3	27.8
	85	2	5.6	5.6	33.3
	87.5	3	8.3	8.3	41.7
	90	5	13.9	13.9	55.6
	92.5	5	13.9	13.9	69.4
	95	3	8.3	8.3	77.8
	97.5	8	22.2	22.2	100.0
	Total	36	100.0	100.0	

2. Kelas control

Statistics

	Skor Vocab sebelum menggunakan hot seat games	Skor Vocab setelah menggunakan hot seat games
N Valid	36	36
Missing	0	0
Mean	24.7375	60.2778
Median	8.5000	84.0000
Mode	8.50 ^a	93.00
Std. Deviation	31.78566	37.97230
Variance	1010.328	1441.896
Skewness	1.539	-.546

Std. Error of Skewness	.393	.393
Kurtosis	.800	-1.580
Std. Error of Kurtosis	.768	.768
Range	98.25	92.00
Minimum	1.75	6.00
Maximum	100.00	98.00
Sum	890.55	2170.00

a. Multiple modes exist. The smallest value is shown

Frequency Table

Skor Vocab sebelum menggunakan hot seat games

	Frequency	Percent	Valid Percent	Cumulative Percent
Valid 1.75	1	2.8	2.8	2.8
4	1	2.8	2.8	5.6
4.25	1	2.8	2.8	8.3
4.5	1	2.8	2.8	11.1
5.5	1	2.8	2.8	13.9
6.5	1	2.8	2.8	16.7
6.75	2	5.6	5.6	22.2
7	1	2.8	2.8	25.0
7.25	1	2.8	2.8	27.8
7.5	3	8.3	8.3	36.1
8	2	5.6	5.6	41.7
8.25	1	2.8	2.8	44.4
8.5	4	11.1	11.1	55.6
9	4	11.1	11.1	66.7
9.75	1	2.8	2.8	69.4
9.8	1	2.8	2.8	72.2

22.5	1	2.8	2.8	75.0
32.5	1	2.8	2.8	77.8
52.5	1	2.8	2.8	80.6
62.5	1	2.8	2.8	83.3
67.5	1	2.8	2.8	86.1
77.5	1	2.8	2.8	88.9
92.5	2	5.6	5.6	94.4
100	2	5.6	5.6	100.0
Total	36	100.0	100.0	

Skor Vocab setelah menggunakan hot seat games

	Frequency	Percent	Valid Percent	Cumulative Percent
Valid 6	1	2.8	2.8	2.8
6.5	1	2.8	2.8	5.6
6.75	1	2.8	2.8	8.3
7.5	1	2.8	2.8	11.1
8	1	2.8	2.8	13.9
8.25	1	2.8	2.8	16.7
8.5	2	5.6	5.6	22.2
9	3	8.3	8.3	30.6
32.5	1	2.8	2.8	33.3
45	1	2.8	2.8	36.1
56	1	2.8	2.8	38.9
67.5	1	2.8	2.8	41.7
68	1	2.8	2.8	44.4
75	1	2.8	2.8	47.2
83	1	2.8	2.8	50.0
85	2	5.6	5.6	55.6
87.5	3	8.3	8.3	63.9

90	2	5.6	5.6	69.4
92.5	1	2.8	2.8	72.2
93	4	11.1	11.1	83.3
95	3	8.3	8.3	91.7
98	3	8.3	8.3	100.0
Total	36	100.0	100.0	

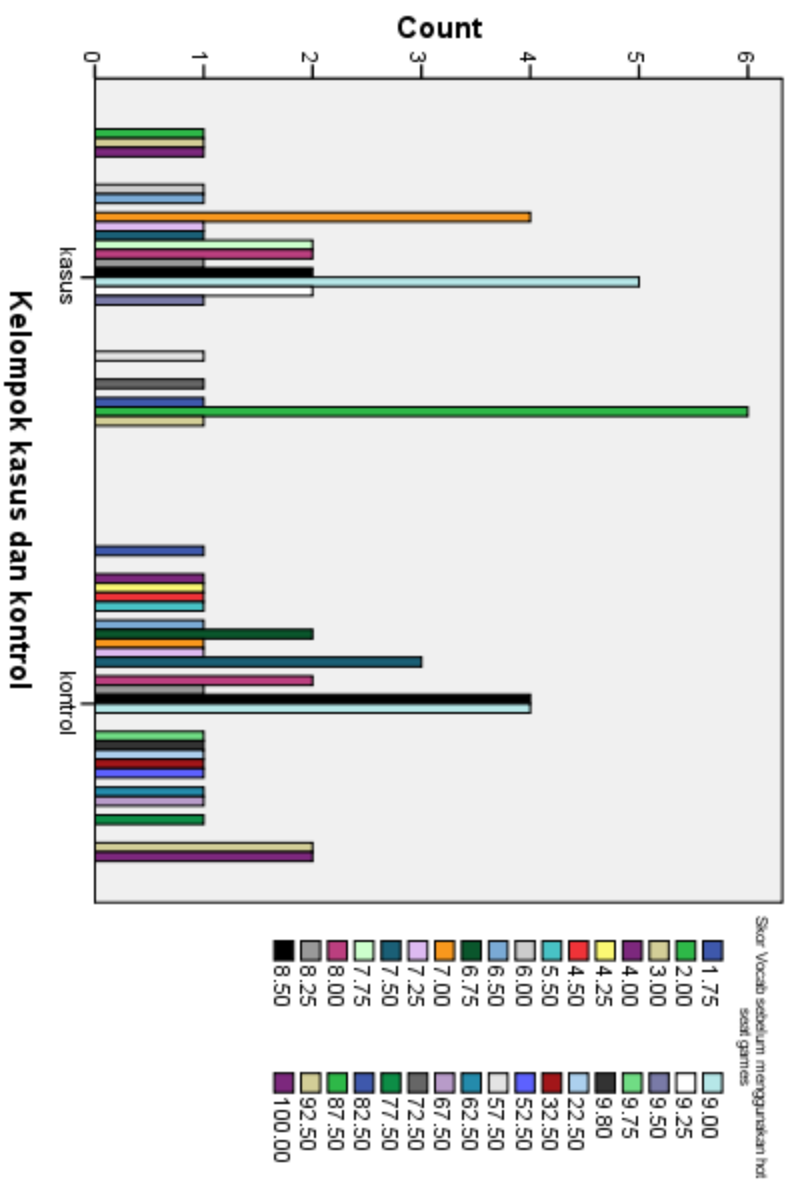
DISTRIBUSI FREKUENSI BIVARIAT

Case Processing Summary

	Cases					
	Valid		Missing		Total	
	N	Percent	N	Percent	N	Percent
Kelompok kasus dan kontrol * Skor Vocab sebelum menggunakan hot seat games	72	100.0%	0	.0%	72	100.0%
Kelompok kasus dan kontrol * Skor Vocab setelah menggunakan hot seat games	72	100.0%	0	.0%	72	100.0%

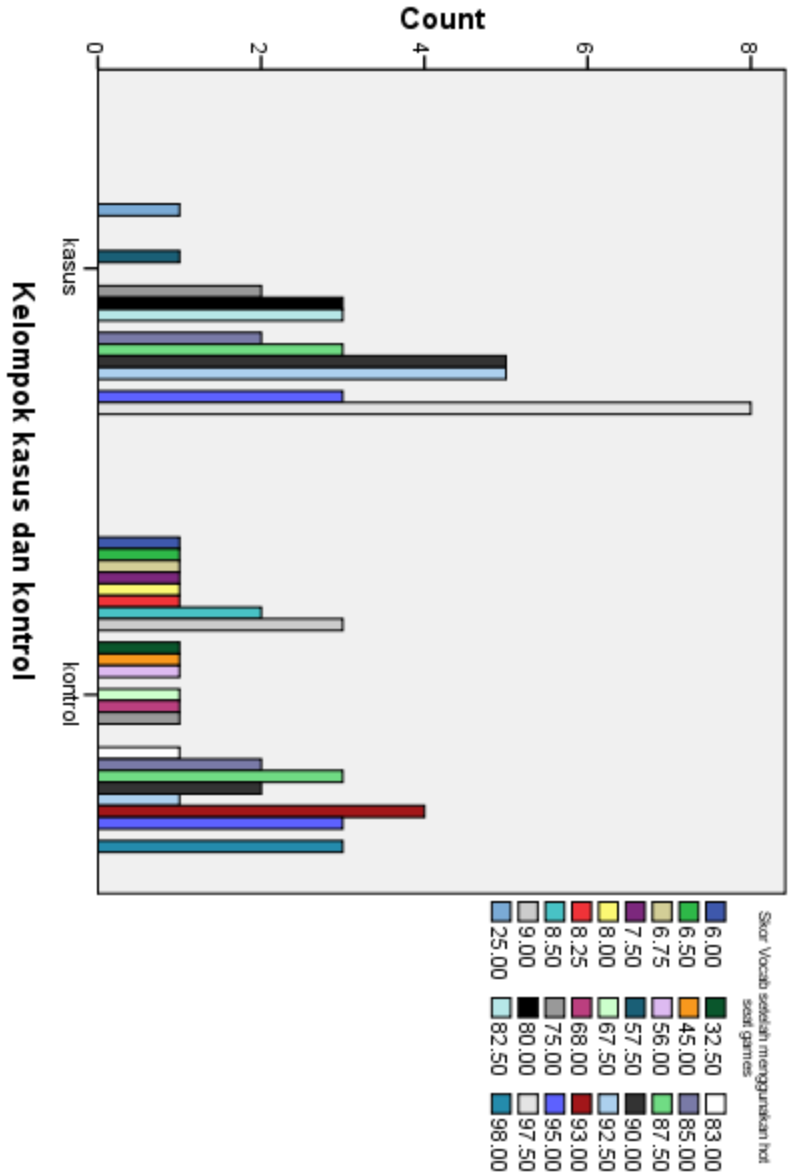
SKOR VOCAB SISWA SEBELUM MENGGUNAKAN HOT SEAT GAMES

Bar Chart



SKOR VOCAB SISWA SETELAH MENGGUNAKAN HOT SEAT GAMES

Bar Chart



Penelitian ini mempunyai dua sampel yang bebas artinya berasal dari dua subjek yang berbeda ada yang diberi perlakuan dan ada yang tidak diberi perlakuan. Skala pengukuran dari variabel dependen (dipengaruhi) adalah skala rasio, distribusi data kelompok adalah kelompok 1 dan 2 maka uji yang cocok adalah uji t tidak berpasangan. **Namun uji t dapat digunakan jika data terdistribusi normal. Sehingga sebelumnya data harus diuji normal atau tidak.**

Tests of Normality

Kelompok kasus dan control	Skor Vocab setelah menggunakan hot seat games	Kolmogorov-Smirnov ^a			Shapiro-Wilk		
		Statistic	df	Sig.	Statistic	df	Sig.
Kelompok kasus dan control	75	.385	3	.	.750	3	.000
	85	.307	4	.	.729	4	.024
	87.5	.319	6	.056	.683	6	.004
	90	.435	7	.000	.600	7	.000
	92.5	.492	6	.000	.496	6	.000
	95	.319	6	.056	.683	6	.004

a. Lilliefors Significance

Correction

- b. Kelompok kasus dan kontrol is constant when Skor Vocab setelah menggunakan hot seat games = 6.00. It has been omitted.
- c. Kelompok kasus dan kontrol is constant when Skor Vocab setelah menggunakan hot seat games = 6.50. It has been omitted.
- d. Kelompok kasus dan kontrol is constant when Skor Vocab setelah menggunakan hot seat games = 6.75. It has been omitted.
- e. Kelompok kasus dan kontrol is constant when Skor Vocab setelah menggunakan hot seat games = 7.50. It has been omitted.

- f. Kelompok kasus dan kontrol is constant when Skor Vocab setelah menggunakan hot seat games = 8.00. It has been omitted.
- g. Kelompok kasus dan kontrol is constant when Skor Vocab setelah menggunakan hot seat games = 8.25. It has been omitted.
- h. Kelompok kasus dan kontrol is constant when Skor Vocab setelah menggunakan hot seat games = 8.50. It has been omitted.
- i. Kelompok kasus dan kontrol is constant when Skor Vocab setelah menggunakan hot seat games = 9.00. It has been omitted.
- j. Kelompok kasus dan kontrol is constant when Skor Vocab setelah menggunakan hot seat games = 25.00. It has been omitted.
- k. Kelompok kasus dan kontrol is constant when Skor Vocab setelah menggunakan hot seat games = 32.50. It has been omitted.
- l. Kelompok kasus dan kontrol is constant when Skor Vocab setelah menggunakan hot seat games = 45.00. It has been omitted.
- m. Kelompok kasus dan kontrol is constant when Skor Vocab setelah menggunakan hot seat games = 56.00. It has been omitted.
- n. Kelompok kasus dan kontrol is constant when Skor Vocab setelah menggunakan hot seat games = 57.50. It has been omitted.
- o. Kelompok kasus dan kontrol is constant when Skor Vocab setelah menggunakan hot seat games = 67.50. It has been omitted.
- p. Kelompok kasus dan kontrol is constant when Skor Vocab setelah menggunakan hot seat games = 68.00. It has been omitted.
- q. Kelompok kasus dan kontrol is constant when Skor Vocab setelah menggunakan hot seat games = 80.00. It has been omitted.
- r. Kelompok kasus dan kontrol is constant when Skor Vocab setelah menggunakan hot seat games = 82.50. It has been omitted.
- s. Kelompok kasus dan kontrol is constant when Skor Vocab setelah menggunakan hot seat games = 83.00. It has been omitted.
- t. Kelompok kasus dan kontrol is constant when Skor Vocab setelah menggunakan hot seat games = 93.00. It has been omitted.
- u. Kelompok kasus dan kontrol is constant when Skor Vocab setelah menggunakan hot seat games = 97.50. It has been omitted.
- v. Kelompok kasus dan kontrol is constant when Skor Vocab setelah menggunakan hot seat games = 98.00. It has been omitted.

Syarat data terdistribusi normal jika nilai sig > 0,05. Namun, pada kasus dan control pada kolmogorov simirnov ada yang mempunyai nilai sig < 0,05 dan ada pula yang > 0,05 maka jika ada data yang salah satunya tidak normal maka tetap menunjukkan data tidak terdistribusi normal. Sehingga bukan uji t yang digunakan tetapi uji mann whitney.

NPar Tests

[DataSet1] D:\Dewi Astia.sav

Descriptive Statistics

	N	Mean	Std. Deviation	Minimum	Maximum
Skor Vocab sebelum menggunakan hot seat games	72	26.5910	33.12022	1.75	100.00
Skor Vocab setelah menggunakan hot seat games	72	73.6111	31.34435	6.00	98.00
Kelompok kasus dan kontrol	72	1.50	.504	1	2

Mann-Whitney Test

Ranks

	Kelompok kasus dan kontrol	N	Mean Rank	Sum of Ranks
Skor Vocab sebelum menggunakan hot seat games	Kasus	36	37.21	1339.50
	Control	36	35.79	1288.50
	Total	72		
Skor Vocab setelah menggunakan hot seat games	Kasus	36	42.62	1534.50
	Control	36	30.38	1093.50
	Total	72		

Output pada tabel ranks diperoleh jumlah ranking kelompok sebelum diberi intervensi hot seat games adalah 1339 pada kelompok kasus (yang dilakukan hot seat games) sedangkan 1288 pada kelompok control (yang tidak dilakukan hot seat games)

Output pada tabel ranks diperoleh jumlah ranking kelompok setelah diberi intervensi hot seat games adalah 1534 pada kelompok kasus (yang dilakukan hot seat games) sedangkan 1093 pada kelompok control (yang tidak dilakukan hot seat games)

Test Statistics ^a		
	Skor Vocab sebelum menggunakan hot seat games	Skor Vocab setelah menggunakan hot seat games
Mann-Whitney U	622.500	427.500
Wilcoxon W	1288.500	1093.500
Z	-.288	-2.489
Asymp. Sig. (2-tailed)	.774	.013

Grouping Variable: Experiment and controlled class

Output pada tabel test statistic (b) diperoleh nilai mann whitney U = 427 dengan nilai $p = 0.013 < 0,05$ maka H_0 ditolak. Sehingga H_a diterima sehingga kesimpulannya **Penerapan hot seat games efektif dalam meningkatkan vocab siswa.**

Appendix D

Appendix 1 : Lesson Plan of 1

RENCANA PELAKSANAAN PEMBELAJARAN (RPP)

Nama Sekolah	: Yayasan Wahdah Islamiyah
Mata Pelajaran	: Bahasa Inggris
Kelas/Semester	: (Ganjil)
Pertemuan	: Ke-1
Alokasi Waktu	: menit

Standar Kompetensi : Vocabulary

Siswa dapat memahami dan menghafalkan kosa kata yang berhubungan dengan pertanyaan yang diberikan

Kompetensi Dasar :

Setelah proses kegiatan belajar mengajar, siswa dapat :

1. Siswa dapat mengetahui arti kosa kata

Indikator :

1. Mencari jawaban berdasarkan instruksi yang diberikan
2. Menerjemahkan kosa kata sesuai dengan materi yang diberikan

Tujuan Pembelajaran :

1. Siswa dapat menghafalkan vocabulary
2. Siswa dapat meningkatkan vocabulary mereka yang dapat diaplikasikan dalam kehidupan sehari-hari.

Nilai Karakter : 1. Berani (*courage*)

2. Rasa hormat dan perhatian (*respect*)

3. Tekun (*diligence*)

4. Tanggung jawab (*responsibility*)

Materi : Kata sifat (Adjective)


Metode Pembelajaran :


1. Peneliti membahas kata-kata sifat .
2. Siswa dapat mengidentifikasi kata-kata sifat yang ditampilkan dengan menggunakan hot seat games.
3. Siswa mampu menjawab test yang diberikan peneliti.

Langkah-langkah Kegiatan Pembelajaran:

A. Kegiatan Pendahuluan

Apersepsi dan Motivasi :

 Peneliti memberikan sedikit motivasi belajar untuk mereka dan menjelaskan pentingnya materi yang akan dipelajari.

 Kegiatan Inti

Eksplorasi

Dalam kegiatan eksplorasi, guru:

- a. Peneliti menjelaskan definisi adjective, menjelaskan karakteristik. Memberikan contoh adjective yang melibatkan siswanya.

Elaborasi

Dalam kegiatan elaborasi, guru:

- Peneliti menjelaskan tentang model yang menggunakan kursi panas dalam proses pembelajaran.
- Setelah itu, peneliti membagi kelompok kelas yang diperlukan
- Kemudian menyiapkan beberapa kursi sesuai dengan jumlah kelompok dan menempatkannya di depan kelas menghadapi siswa (kembali ke papan tulis)
- Peneliti menyebut salah satu kelompok untuk maju ke depan dan duduk di kursi panas.
- Peneliti menulis kata di papan tulis. Murid yang duduk di kursi panas

dilarang melihat papan.

- Peneliti meminta anggota kelompok lain untuk memberikan instruksi dan pertanyaan ke teman yang duduk di kursi panas kata. Tentu saja, semuanya harus dalam bahasa Inggris. Kelompok yang bisa menebak kata pertama akan mendapatkan poin
- Peneliti meminta setiap siswa untuk maju bergiliran di kursi panas setiap kali mengubah pertanyaan.
- Kelompok dengan poin terbanyak adalah pemenangnya

Konfirmasi

Dalam kegiatan konfirmasi, guru:

Peneliti kemudian memberikan penguatan dan penyimpulan melalui performance peneliti dan siswa.

Kegiatan Penutup

Dalam kegiatan penutup, peneliti:

- Peneliti memperbaiki kesalahan yang dilakukan siswa (kesalahan meliputi menebak dan penyebutan kosakata).
- Peneliti menilai hasil kerja siswa dalam menjawab pertanyaan.
- Peneliti memberikan word motivasi kepada siswa.

Alat/Sumber Belajar:

Gambar yang diperoleh dari google image

Format Penilaian

Vocabulary

No	Classification	Score
1	Very good	90-100
2	Good	70-89
3	Fair	50-69
4	Poor	30-49
5	Very poor	10-29

Makassar, 2014

Mengetahui

Guru Mapel Bahasa Inggris

Peneliti

Asriani

NIP :

20401110018

Dewi Astia

NIM :

Appendix 2 : Materials 1

Vocabulary of Adjective



Blind



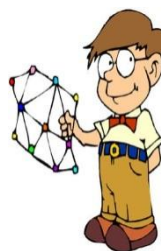
Foolish



Lazy



Angry



Smart



Afraid



Grandmother



Young

Beautiful



Arrogant

Fat



Dirty

Appendix 3 : Lesson Plan of 2

RENCANA PELAKSANAAN PEMBELAJARAN (RPP)

Nama Sekolah	: Yayasan Wahdah Islamiyah
Mata Pelajaran	: Bahasa Inggris
Kelas/Semester	: (Ganjil)
Pertemuan	: Ke-2
Alokasi Waktu	: menit

Standar Kompetensi : Vocabulary

Memahami makna vocabulary pada setiap ungkapan dan tulisan dalam konteks kehidupan sehari-hari.

Kompetensi Dasar :

Setelah proses kegiatan belajar mengajar, siswa dapat :

1. Siswa dapat menegetahui arti kosa kata

Indikator :

- Mencari jawaban berdasarkan instruksi yang diberikan
- Menerjemahkan kosa kata sesuai dengan materi yang diberikan

Tujuan Pembelajaran** :

1. Siswa dapat menghafalkan vocabulary
2. Siswa dapat meningkatkan vocabulary mereka yang dapat diaplikasikan dalam kehidupan sehari-hari.

Nilai Karakter :

1. Berani (*courage*)
2. Rasa hormat dan perhatian (*respect*)
3. Tekun (*diligence*)
4. Tanggung jawab (*responsibility*)

Materi : Person atau Profession

Metode Pembelajaran :

- Peneliti membahas kosa kata orang atau profesi.
- Siswa dapat mengidentifikasi kata yang ditampilkan dengan menggunakan hot seat games.
- Siswa dapat menghafalkan kosakata dengan cepat.
- Peneliti mengoreksi kesalahan muridnya dan memberikan kesempatan kembali pada muridnya mengidentifikasi kata yang ditampilkan secara lisan.
- Siswa mampu menjawab test yang diberikan peneliti.

Langkah-langkah Kegiatan Pembelajaran:

1. Kegiatan Pendahuluan

Apersepsi dan Motivasi :

Peneliti memberikan sedikit motivasi belajar untuk mereka dan menjelaskan pentingnya materi yang akan dipelajari.

Kegiatan Inti

Eksplorasi

Dalam kegiatan eksplorasi, peneliti:

- Peneliti menjelaskan definisi orang atau profesi, menjelaskan karakteristik, memberikan contoh vocabulary orang atau profesi yang melibatkan siswanya.

Elaborasi

Dalam kegiatan elaborasi, guru:

- Selanjutnya peneliti menampilkan gambar orang atau profesi .
- Kemudian meminta siswanya untuk mengungkapkan orang atau profesi setelah melakukan hot seat games.
- Peneliti mengulangi kembali menampilkan gambar dengan meminta siswa menebak kembali orang atau profesi apa yang ada pada gambar sebanyak 3 kali.
- Saat menampilkan gambar, jika terjadi kesalahan lagi pada siswa saat menebak, peneliti membantu mereka membenarkan kesalahan siswa.
- Selanjutnya peneliti memberikan siswa lembaran test dengan tujuan mengukur sejauh mana pengenalan siswa dengan vocabulary yang tadi ditampilkan.
- Selama siswa mengerjakannya, peneliti mengitari siswanya.
- Selanjutnya peneliti memperbaiki kesalahan-kesalahan murid-muridnya.

Konfirmasi

Dalam kegiatan konfirmasi, peneliti:

- Peneliti kemudian memberikan penguatan dan penyimpulan melalui performance peneliti dan siswa.
- Kegiatan Penutup
- Dalam kegiatan penutup, peneliti:
 - Peneliti memperbaiki kesalahan yang dilakukan siswa (kesalahan meliputi menebak dan penyebutan kosakata).
 - Peneliti menilai hasil kerja siswa dalam menjawab pertanyaan.
 - Peneliti memberikan word motivasi kepada siswa.

Alat/Sumber Belajar:

Gambar yang diperoleh dari google image

Makassar, 2014

Mengetahui

Guru Mapel Bahasa Inggris

Peneliti

Suriani

NIP :

Dewi Astia

NIM : 20401110018

Appendix 4 Materials 2

Vocabulary of Noun (Person or Profession)



Fisherman




Bricklayer



Chef



Baker



Butcher



Journalist



DOCTOR



TEACHER



NURSE



POLICEMENT

Appendix 5 : Lesson Plan of 3

RENCANA PELAKSANAAN PEMBELAJARAN

(RPP)

Nama Sekolah	: Yayasan Wahdah Islamiyah
Mata Pelajaran	: Bahasa Inggris
Kelas/Semester	: (Ganjil)
Pertemuan	: Ke-3
Alokasi Waktu	: menit

Standar Kompetensi : Vocabulary

Memahami makna vocabulary pada setiap ungkapan dan tulisan dalam konteks kehidupan sehari-hari.

Kompetensi Dasar

Setelah proses kegiatan belajar mengajar, siswa dapat :

1. Siswa dapat menegetahui arti kosa kata

Indikator

- Mencari jawaban berdasarkan instruksi yang diberikan
- Menerjemahkan kosa kata sesuai dengan materi yang diberikan

Tujuan Pembelajaran :**

1. Siswa dapat menghafalkan vocabulary
2. Siswa dapat meningkatkan vocabulary mereka yang dapat diaplikasikan dalam kehidupan sehari-hari.

Nilai Karakter

1. Berani (*courage*)
2. Rasa hormat dan perhatian (*respect*)
3. Tekun (*diligence*)

4. Tanggung jawab (*responsibility*)

Materi : Food

Metode Pembelajaran

- Peneliti membahas kosa kata food.
- Siswa dapat mengidentifikasi kata yang ditampilkan dengan menggunakan hot seat games.
- Siswa dapat menghafalkan kosakata dengan cepat.
- Peneliti mengoreksi kesalahan muridnya dan memberikan kesempatan kembali pada muridnya mengidentifikasi kata yang ditampilkan secara lisan.
- Siswa mampu menjawab test yang diberikan peneliti.

Langkah-langkah Kegiatan Pembelajaran:

Kegiatan Pendahuluan

Apersepsi dan Motivasi :

1. Peneliti memberikan sedikit motivasi belajar untuk mereka dan menjelaskan pentingnya materi yang akan dipelajari.
2. Kegiatan Inti

Eksplorasi

Dalam kegiatan eksplorasi, peneliti:

- Peneliti menjelaskan definisi food, menjelaskan karakteristik. Memberikan contoh food yang melibatkan siswanya.

Elaborasi

Dalam kegiatan elaborasi, peneliti:

- Selanjutnya peneliti menampilkan food.
- Kemudian meminta siswanya untuk mengungkapkan orang atau profesi setelah melakukan hot seat games.
- Peneliti mengulangi kembali menampilkan gambar dengan meminta siswa menebak kembali orang atau profesi apa yang ada pada gambar sebanyak 3 kali.
- Saat menampilkan gambar, jika terjadi kesalahan lagi pada siswa saat menebak, peneliti membantu mereka membenarkan kesalahan siswa.

- Selanjutnya peneliti memberikan siswa lembaran test dengan tujuan mengukur sejauh mana pengenalan siswa dengan vocabulary yang tadi ditampilkan.
- Selama siswa mengerjakannya, peneliti mengitari siswanya.
- Selanjutnya peneliti memperbaiki kesalahan-kesalahan murid-muridnya.

Konfirmasi

Dalam kegiatan konfirmasi, peneliti:

- Peneliti kemudian memberikan penguatan dan penyimpulan melalui performance guru dan siswa.
- Kegiatan Penutup

Dalam kegiatan penutup, guru:

- Peneliti memperbaiki kesalahan yang dilakukan siswa (kesalahan meliputi menebak dan penyebutan kosakata).
- Peneliti menilai hasil kerja siswa dalam menjawab pertanyaan.
- Peneliti memberikan word motivasi kepada siswa.

Alat/Sumber Belajar:

Gambar yang diperoleh dari google image

Format Penilaian

3. Vocabulary

No	Classification	Score
1	Very good	90-100
2	Good	70-89
3	Fair	50-69
4	Poor	30-49
5	Very poor	10-29

Makassar, 2014

Mengetahui

Guru Mapel Bahasa Inggris

Peneliti

Suriani

NIP :

Dewi Astia

NIM : 20401110018

Appendix 6 Materials 3

Vocabulary of Noun (Food)



Strawberry



Tea



Cabbage



Cake



Chicken



Orange



Bread



Pumkin

Appendix 7 : Lesson Plan of 4

**RENCANA PELAKSANAAN PEMBELAJARAN
(RPP)**

Nama Sekolah	: Yayasan Wahdah Islamiyah
Mata Pelajaran	: Bahasa Inggris
Kelas/Semester	: (Ganjil)
Pertemuan	: Ke-4
Alokasi Waktu	: menit

Standar Kompetensi : Vocabulary

Memahami makna vocabulary pada setiap ungkapan dan tulisan dalam konteks kehidupan sehari-hari.

Kompetensi Dasar

Setelah proses kegiatan belajar mengajar, siswa dapat :

Siswa dapat mengetahui arti kosa kata

Indikator

- Mencari jawaban berdasarkan instruksi yang diberikan
- Menerjemahkan kosa kata sesuai dengan materi yang diberikan

Tujuan Pembelajaran :**

1. Siswa dapat menghafalkan vocabulary
2. Siswa dapat meningkatkan vocabulary mereka yang dapat diaplikasikan dalam kehidupan sehari-hari.

Nilai Karakter

1. Berani (*courage*)
2. Rasa hormat dan perhatian (*respect*)
3. Tekun (*diligence*)
4. Tanggung jawab (*responsibility*)

Materi : Kata Kerja (Verb)

Metode Pembelajaran

- Peneliti membahas verb.

Siswa dapat mengidentifikasi kata yang ditampilkan dengan menggunakan hot seat games.

- Siswa dapat menghafalkan kosakata dengan cepat.
- Peneliti mengoreksi kesalahan muridnya dan memberikan kesempatan kembali pada muridnya mengidentifikasi kata yang ditampilkan secara lisan.
- Siswa mampu menjawab test yang diberikan peneliti.

Langkah-langkah Kegiatan Pembelajaran:

Kegiatan Pendahuluan

Apersepsi dan Motivasi :

- Peneliti memberikan sedikit motivasi belajar untuk mereka dan menjelaskan pentingnya materi yang akan dipelajari.

Kegiatan Inti

Eksplorasi

Dalam kegiatan eksplorasi, peneliti:

- Peneliti menjelaskan definisi kata kerja, menjelaskan karakteristik. Memberikan contoh vocabulary kata kerja yang melibatkan siswanya.

Elaborasi

Dalam kegiatan elaborasi, peneliti:

- Selanjutnya peneliti menampilkan food.
- Kemudian meminta siswanya untuk mengungkapkan orang atau profesi setelah melakukan hot seat games.
- Peneliti mengulangi kembali menampilkan gambar dengan meminta siswa menebak kembali orang atau profesi apa yang ada pada gambar sebanyak 3 kali.
- Saat menampilkan gambar, jika terjadi kesalahan lagi pada siswa saat menebak, peneliti membantu mereka membenarkan kesalahan siswa.
- Selanjutnya peneliti memberikan siswa lembaran test dengan tujuan mengukur sejauh mana pengenalan siswa dengan vocabulary yang tadi ditampilkan.
- Selama siswa mengerjakannya, peneliti mengitari siswanya.

- Selanjutnya peneliti memperbaiki kesalahan-kesalahan murid-muridnya.

Konfirmasi

Dalam kegiatan konfirmasi, guru:

- Peneliti kemudian memberikan penguatan dan penyimpulan melalui performance peneliti dan siswa.

Kegiatan Penutup

Dalam kegiatan penutup, peneliti:

- Peneliti memperbaiki kesalahan yang dilakukan siswa (kesalahan meliputi menebak dan penyebutan kosakata).
- Peneliti menilai hasil kerja siswa dalam menjawab pertanyaan.
- Peneliti memberikan word motivasi kepada siswa.

Alat/Sumber Belajar:

Gambar yang diperoleh dari google image

Format Penilaian

4. Vocabulary

No	Classification	Score
1	Very good	90-100
2	Good	70-89
3	Fair	50-69
4	Poor	30-49
5	Very poor	10-29

Makassar,

2014

Mengetahui

Guru Mapel Bahasa Inggris

Peneliti

Suriani

Dewi Astia

NIP :

NIM : 20401110018

Appendix 8 Materials of 4

Vocabulary of Verb



Eat



Drink



Listen



Cook



Wait



Watch



DANCE



STUDY








SLEEPY



HAPPY

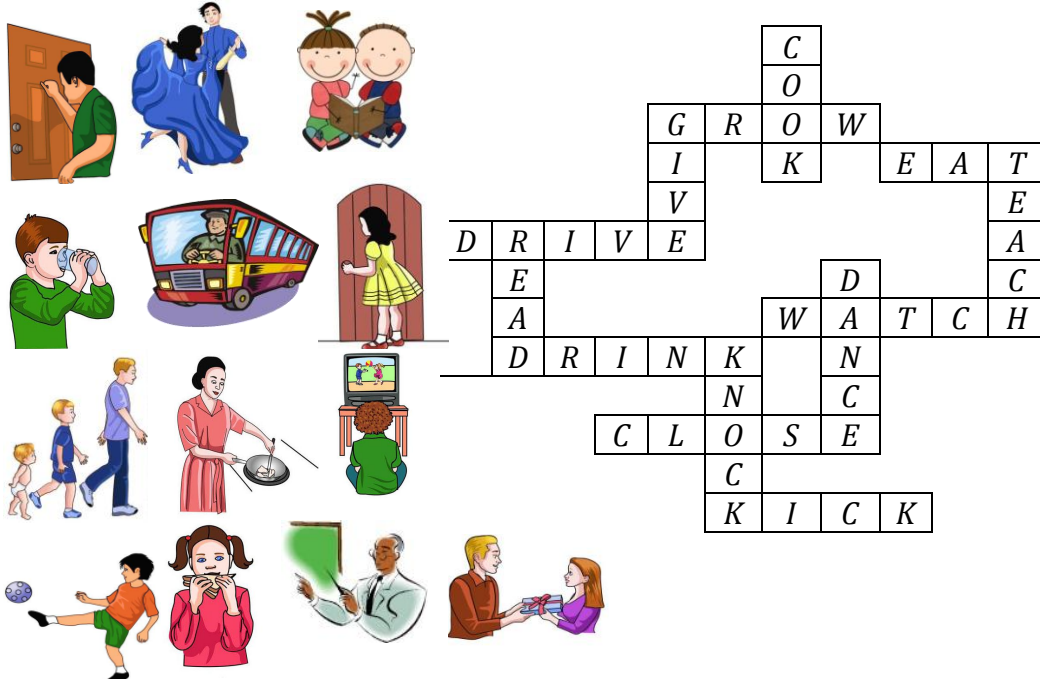
Appendix 9 : Research Instrument in 2

Match where is fruit, vegetables, snacks, protein and drink and do not forget to write the names of these are.

		
<i>Vegetables</i>	<i>Fruits</i>	<i>Snacks</i>
		
<i>Food</i>		<i>Drinks</i>

Your name : _____
 Class : _____

Use the pictures below to fill in the words across and down in the puzzle



APPENDIX E

INSTRUMENT OF THE RESEARCH

1. pilihlah jawaban yang tepat sesuai dengan gambar di bawah ini!

Vocabulary of Adjective



ANGRY



LAZY



FOOLISH



AFRAID



SMART



BLIND



POLICEMENT

Vocabulary of Noun (Person)



FISHERMAN



BRICKLAYER




CHEF



BUTCHER



BAKER



NURSE



DOCTOR

Isilah gambar dibawah ini dengan benar!

Vocabulary of Noun (Food)




Vocabulary of Verb



Use the pictures below to fill in the words across and down in the puzzle





APPENDIX F ANSWER KEY

MULTIPLE CHOICE

1. C
2. A
3. D
4. C
5. D
6. B
7. B
8. A
9. A
10. D

MATCHING



BLIND



SMART



AFRAID



ANGRY



FOOLISH



LAZY



POLICEMENT



NURSE




DOCTOR



CHEF



BAKER



BUTCHER



FISHERMAN



BRICKLAYER

FOOD

1. STRAWBERRY
2. SPACE
3. CAKE
4. ORANGE
5. FRIEDCHIKEN
6. PUMKIN
7. BREAD
8. TEA

VERB

1. EAT
2. LISTEN
3. DRINK
4. COOK
5. WAIT
6. WATCH

7. DANCE
8. STUDY
9. SLEEP
10. HAPPY

THE PUZZLES

1. COOK
2. GIVE
3. DRINK
4. EAT
5. DANCE
6. WATCH
7. KNICK

ANIMALS

1. CHIKEN
2. ELEPHANT
3. RABBIT
4. DOG
5. MONKEY
6. ZEBRA
7. TIGER
8. CAT
9. BIRD
10. LIZARD
11. DUCK
12. FROG
13. COW

14. BIRD

15. BEARD