

**THE EFFECTIVENESS OF AUDIO LINGUAL METHOD IN IMPROVING STUDENTS' VOCABULARY
AT THE SECOND YEARS STUDENTS OF MA DDI MATTOANGING BANTAENG**



**A Thesis
Submitted in Partial Fulfillment of the Requirements for the Degree of
Sarjana Pendidikan in English Education Department of
Tarbiyah and Teaching Sciences Faculty of
UIN Alauddin Makassar**

By:

**HAERUL ANAM
Reg. No. 20401107230**

**ENGLISH EDUCATION DEPARTEMENT
TARBIYAH AND TEACHING SCIENCES FACULTY
ALAUDDIN STATE ISLAMIC UNIVERSITY
MAKASSAR
2011**

PERSETUJUAN PEMBIMBING

Pembimbing penulisan skripsi Saudara **HAERUL ANAM** , Nim **20401107230**, Mahasiswa jurusan Pendidikan Bahasa Inggris pada fakultas Tarbiyah dan Keguruan UIN Alauddin Makassar, setelah dengan saksama meneliti dan mengoreksi skripsi yang bersangkutan dengan judul, **"The Effectiveness of Audio Lingual Method in Improving Students' Vocabulary at the Second Years Students of MA DDI Mattoanging Bantaeng"**, memandang bahwa skripsi tersebut telah memenuhi syarat ilmiah dan dapat disetujui untuk diajukan ke sidang munaqasyah. Demikianlah persetujuan ini diberikan untuk diproses selanjutnya.

Makassar, November 2011

Pembimbing I

Pembimbing II

Drs. H. Abd. Muis Said, M.Ed
Nip. 19651231 199003 1 024

H.Erwin Hafid, Lc., M. Th. I., M. Ed
Nip. 19740912 200003 1 002

PERNYATAAN KEASLIAN SKRIPSI

Dengan penuh kesadaran, penyusun yang bertanda tangan di bawah ini, menyatakan bahwa skripsi ini benar hasil karya penyusun sendiri. Jika kemudian hari terbukti bahwa ia merupakan duplikat, tiruan, atau dibuat oleh orang secara keseluruhan atau sebagian, maka skripsi dan gelar yang diperoleh karenanya batal karena hukum.

Makassar, November 2011
Penulis,

Haerul Anam
NIM. 20401107230

PENGESAHAN SKRIPSI

Skripsi yang berjudul **"The Effectiveness of Audiolingual Method in Improving Students' Vocabulary at the Second Year Students of MA DDI Mattoanging Bantaeng"** yang disusun oleh saudara **Haerul Anam**, Nim : **T. 20401107230**, mahasiswa Jurusan Pendidikan Bahasa Inggris pada Fakultas Tarbiyah dan Keguruan UIN Alauddin Makassar, telah diuji dan dipertahankan dalam sidang munaqasyah yang diselenggarakan pada hari rabu tanggal **18 April 2012 M**, bertepatan dengan tanggal **H**, dan dinyatakan telah dapat menerima sebagai salah satu syarat untuk mendapatkan gelar Sarjana Pendidikan (S.Pd.) pada Fakultas Tarbiyah dan Keguruan Jurusan Pendidikan Bahasa Inggris, dengan beberapa perbaikan.

Makassar, 24 April 2012 M
26 Sya'ban 1432H

DEWAN PENGUJI (SK. Dekan No 206 Tahun 2011)

Ketua	: Drs. Hading, M.Ag	(.....)
Sekretaris	: Rappe, S.Ag., M.Pd.I	(.....)
Munaqisy I	: Dr. Muh. Yaumi, M.Hum., M.A	(.....)
Munaqisy II	: Muh. Rusydi Rasyid, S.Ag., M.Ag., M.Ed	(.....)
Pembimbing I	: Drs. H. Abd. Muis Said, M.Ed	(.....)
Pembimbing II	: Erwin hafid, Lc., M.Th.I., M.Ed	(.....)

Disahkan Oleh :
Dekan Fakultas Tarbiyah dan Keguruan
UIN Alauddin Makassar

Dr. H. Salehuddin, M.Ag.
NIP. 19541212 198503 1 001

ACKNOWLEDGEMENT

Hamdan Wa Syukran LILLAH, the writer expresses his highest gratitude to Allah SWT the lord of the word, for giving his the mercy, guidance and the sincere love, so he could complete this thesis. Shalawat and Salam always be given to the biggest leader of human being Muhammad SAW, who has guided us to better life.

During the writing of this thesis, there were many helping and guidance from the other people, without them this thesis would not complete. Therefore, he would like to express his deepest appreciation and thanks to those people, especially the following person:

1. The writer's beloved parents **Subair** and **Nur Inayah**, my sister and my brother (**Husnul Huluk S.pdi** , **Syamratul fuad**) and my big Family, for their continuous pray, with their love, soul, advice, sacrifices, and spirit. So I can finish this thesis. Thanks for everything.
2. **Prof. Dr. H. A. Qadir Gassing HT, M.S** as The Rector of Islamic State University of Alauddin Makassar for his advices during his study at the university.
3. **Dr. H. Salehuddin, M.Ag.** The Dean and all of the staff of Tarbiyah and Teaching Science Faculty of the State Islamic University of Alauddin Makassar.
4. **Dra. Djuwairiah Ahmad, M.Pd., M. TESOL** and **Dra. Kamsinah, M.Pd.I** as the head and secretary of English Department of Tarbiyah and Teaching Science Faculty and all of her staff.
5. The writer thanks for the guidance, advice, and correction, of this writing, deeply

thanks are expressed for those people; **Drs. H. Abd. Muis said, M.Ed.** as the first consultant and **H. Erwin Hafid, Lc.,M. Th.I M.Ed** as the second consultant.

6. Deeply thanks for all of my lovely brothers and sisters, they are who never stop sharing laugh, motivation, and brotherhood during we are together, **Ahsanul Khalikin S,Pd., Anci BTE Syarifuddin S,Pd., Chimz, and All of Almunawwarah community**
Thanks a lot of.

7. The big family of **(PBI 3 ,4)** and **UEF Community** (United English Forum).

8. All people who helps his and those whom the writer cannot mention one by one.

Finally, the perfection just belongs to Allah SWT; the writer appreciates sincerely the constructive criticism and hopes this thesis will be useful for the readers.

Billahi Taufiq Wal Hidayah

Wassalam.

Makassar, November 2011
The Writer,

Haerul Anam
NIM. 20401107230

TABLE OF CONTENTS

	Page
TITLE PAGE	i
PERNYATAAN KEASLIAN SKRIPSI	ii
PERSETUJUAN PEMBIMBING	iii
PENGESAHAN SKRIPSI	iv
ACKNOWLEDGEMENT	v
TABLE OF CONTENTS	vii
LIST OF APPENDICES	ix
ABSTRACT	x

CHAPTER I. INTRODUCTION

A. Background	1
B. Problem Statements	3
C. Objectives of the Research.....	3
D. Significance of the Research.....	4
E. Scope of the Research.....	4
F. Operational Definition of Terms.....	4

CHAPTER II REVIEWS OF RELATED LITERATURE

A. Previous Related Research findings.....	5
B. Some Pertinent Ideas.....	6
1. Definition of Vocabulary.....	6
2. Types of Vocabulary.....	9
3. How to learn vocabulary.....	10
4. The Importance of Vocabulary.....	11
5. Some techniques in teaching vocabulary.....	13
6. The ways to increase our vocabulary.....	14
C. Audio Lingual Method.....	16
1. The Principle of Audio Lingual Method.....	16
2. Techniques of Audio Lingual Method.....	21
D. Theoretical Framework.....	25
E. Hypothesis.....	27

CHAPTER III THE RESEARCH METHOD

A. Research design.....	28
B. Population and sample.....	29

C. Variables of the Research.....	29
D. Instrument of the Research.....	29
E. Procedure of Data Collection.....	30
F. Technique of Data Analysis.....	31

CHAPTER IV FINDINGS AND DISCUSSION

A. Findings.....	34
B. Discussion.....	38

CHAPTER V CONCLUSION AND SUGGESTION

A. Conclusion.....	40
B. Suggestion.....	41

BIBLIOGRAPHY	42
---------------------	----

APPENDIXES	44
-------------------	----

CURRICULUM VITAE	
-------------------------	--

LIST OF APPENDICES

A. The Row Score of the Students' Pretest and Posttest in Controlled Class	
44	
B. The Row Score of the Students' Pretest and Posttest in Experimental Class	
45	
C. The Mean Score of Experimental Class and Controlled Class.....	
46	
D. Standard Deviation of Experimental Class and Controlled Class.....	
47	
E. The Significance Different.....	49
F. Distribution of t – Table.....	
50	
G. Instrument of the Research.....	51

ABSTRACT

Name : Haerul Anam
Reg. Number : 20401107230
Title : The effectiveness of Audio Lingual Method in Improving Students' Vocabulary At The Second Years Students of MA DDI Mattoanging Bantaeng
Consultant I : Drs. H. Abd. Muis Said, M.Ed.
Consultant II : H. Erwin Hafid, Lc., M.Th.I .M.Ed.

This thesis is an effort to give description about the effectiveness of audio lingual method in learning English vocabulary, at Madrasah Aliyah DDI Mattoanging Bantaeng. The problem statements of this thesis asking about "is there any different between using Audio Lingual Method and Verbal explanation in improving students vocabulary at the second years students of MA DDI MATTOANGING Bantaeng?".

The population of the research was the second years students of Madrasah Aliyah DDI Mattoanging bantaeng. They consisted of 40 students as the sample of the research. They devided into two groups, namely experimental group applying audio lingual method and control group applying verbal explanation. Each group consist of 20 students.

The writer collected data by using vocabulary test as instruments namely pre-test and post-test.

The result of the data analysis shows that: 1) the students taught by using Audio Lingual Method, the score before treatment was 45.65 and then it increased after the treatment until they reached 70.15 which means that the vocabulary achievement was increased. They have changed from very poor level into very good level. 2) The result of t-test analysis indicated that was true by seeing the t-test 3.18 and t-table 2.021. This means that the research hypothesis was accepted. In other words, there was different on vocabulary achievement between the students taught by audio lingual method and those who were taught before Audio Lingual (verbal explanation). They more interested when they taught by using Audio Lingual Method than when they were taught before using Audio Lingual method(verbal explanation) and the problem faced by the student in learning vocabulary were caused by some factors as follows: 1). The students difficulties in memorizing vocabulary without using audio lingual method. 2) The lack of motivation in learning vocabulary at the second year's students of MA DDI Mattoanging Bantaeng.

CHAPTER I

INTRODUCTION

This chapter consists of background, problem statement, objective of the research, significance of the research and scope of the research.

A. Background

Word is a means to convey opinion, feelings, ideas, etc. we can say everything, heard and read by using words. We learn and teach through words. Words are important parts of language teaching that students must continually learn.

The experienced teachers of English as a foreign language know very well how important vocabulary is. They know that the students must learn thousands of words to be able to chat and write. No body disagree that vocabulary is needed in learning and teaching, and it is not less important than other elements, such as grammar. Wilkins (1978) states that the fact is that while language without grammar, very little can be conveyed, without vocabulary nothing can be conveyed.

It cannot be denied that a lot of studies on the students' mastery of vocabulary today show that the result of the vocabulary teaching is still disappointed. Fitriani (2001) reports that the main factors by the students in comprehending a text is a vocabulary many students cannot read and understand because they do not have a good command of vocabulary, or they are doubtful to express their idea in English, since they have limited

vocabulary.

Unfortunately, the teaching of English in Indonesia nowadays gives priority to the achievement of the four language skills. There seems to be no time in classroom for teaching and improving the knowledge of the students on the two language elements, vocabulary and grammar. The English teaching implies that the language elements (vocabulary and grammar) can be taught to the students only if there is pleasure classroom time left for instruction.

In the case, with certain students of certain conditions, methods that are usually favorable might fail. Teachers each teach vocabulary; however, still have the responsibilities to make their teaching successful. By making use of experiences, the researcher is sure that a teacher may be able to know what kind of methods she or he should use to achieve his goal.

Therefore, the writer would like to discuss one method to memorize vocabulary through audio-lingual method. This method will help students to get meaning of something. Some objects can be taken from audio-lingual method to memorize the vocabulary, namely: the first, by realia is using a variety of real objects is one of the most efficient ways of teaching and learning vocabulary. Secondly, by using the main benefit of pictures is that they are able to illustrate very object that are not easily brought into the classroom. The third, using tape recorder and the last by using gesture, this extremely effective way of introducing a new word since it resembles the total physical response which clearly promote

to understanding and meaningful retention of new vocabulary items.

Based on the explanation above, the researcher would like to carry out a research under the title "The Effectiveness of Audio-lingual method In Improving Student's Vocabulary at The s econd year Students Of MA DDI MATTOANGING Bantaeng.

B. Problem Statement

Based on the previous background, the writer would like to search about "is there any different between using Audio Lingual Method and Verbal explanation in improving students vocabulary at the second years students of MA DDI MATTOANGING Bantaeng?"

C. Objective of the Research

This research aims to find out:

1. The students' vocabulary mastery before applying Audio-lingual method at the second year students of MA DDI MATTOANGING Bantaeng?
2. The students' vocabulary mastery after applying Audio-lingual method at the second year students of MA DDI MATTOANGING Bantaeng?

D. Significance of the Research

The result of research was expected to be very useful for the English teacher in using Audio-lingual Method to improve vocabulary. The result of the research was also useful for the students when they learn the vocabulary.

E. Research Scope

The scope of the research focuses on the memorizing vocabulary of the commonly vocabulary used Audio-lingual Method to learn vocabulary (Cassette, Tape Record, Mime Gesture)

F. The Operational Definition of Terms

There are some essential points that should be defined briefly in order to give a clear understanding toward in the research, as in the following:

1. Audio-Lingual

Audio Lingual Method is a kind of method for teaching language through dialogues which stresses on the students' habit formation by repetition, memorizing grammatical structures through substitutions, singular-plural and tense transformations etc, using the target language and the culture where the language is spoken.

2. Vocabulary

Vocabulary is a list of word and sometimes phrase arranged in alphabetical order and defined, a dictionary, glossary or lexicon, all the words used by particular person, although not necessary used by him.

CHAPTER II

REVIEW OF RELATED LITERATURE

A. Previous Related Research Finding

Some researchers have explored their findings on vocabulary as the very basic element of language and various techniques in teaching language. Some of the researchers are presented below:

1. Noordin (2004) in this research “application of audiovisual media in learning English vocabulary for the second year students of SMK Persada Makassar” found that presenting vocabulary or other material orally and visually by using real object, picture for suitable vocabulary is effective media. It was good way to teach vocabulary subject to the students.
2. Merdawati (1997) suggest that in teaching English, the student must be given more activities in learning vocabulary, in order that they have time to receive and produce the words.
3. Nur zam zam (2005) who did a research and took title “the application of Audio Lingual Method in improving listening skill of the third year students of language program of MAN I makassar” found that study by using of Audio Lingual Method is effective to improve the listening ability of the third year students of MAN I Makassar.
4. Nuristigamah (2003) who did a research and took title “improving the speaking ability of MAN students by using audio lingual method” found that study by using

Audio Lingual can improve the students' speaking ability of MAN students.

Those findings above show that the teaching techniques in improving students' vocabulary. From those researches, the writer concludes that in the teaching and learning vocabulary process, teachers have to know the students' attention and take them in an active learning by creating a good media and techniques in teaching English, especially in teaching vocabulary. To reach the goal, each media and technique can be applied when and where as long as it is suitable for the student's needs and ability. the researcher has another way to increase the students' vocabulary by using Audio-Lingual Method. Nevertheless, the findings above are important to guide the researcher to hold this research as one of their consideration.

B. Some Pertinent Ideas

I. Vocabulary

a. Definition of Vocabulary

There are many definitions of vocabulary that have been given by writers (experts), like:

Steel (2003) vocabulary is all the words that somebody knows or that are used in a particular book, subject and etc.

Webster in Jumiatty (2003) states that vocabulary is a list of words and sometimes phrases, usually arranged in alphabetical order that expired at distally, grouchy.

Vocabularies are usually identically with the list of words include verbs, adjectives, nouns, adverbs and etc. The words are in order of alphabetical. We can say that this shape

is the dictionary or the big list of words/vocabularies.

As Hornby (1986) states vocabulary is:

- a. The total number of words that make up a language.
- b. Body words known to person or used in a particular book, subject.
- c. List of words with their meanings, especially one, which accompanies a textbook, a foreign language.

Kathlen in Marsuni (2005) states that vocabulary is the ability to recognize individual letters that form a word. While Penny in Amiruddin (2004) said that vocabulary can be defined roughly as the words we teach in the foreign language.

Every word we learn or know from the other language/not from our mother tongue is vocabulary. Every word that used from the speaker from other language/not our language is vocabulary.

Brown (1994) states: "Who with words and vocabulary views vocabulary on two sides. First, vocabulary is the content and function words of language, which are learned through by that they become a part of the child's understanding, speaking, reading, and writing. Second, vocabulary is words having meaning when heard or seen even though the individual produces it when communicating with others".

G. Whitlan (1999) defines vocabulary as:

- a. The stock of words used by unknown to particular person, or group of person.

- b. A list of collection of the words of phrases of language, technical field, etc. usually arranged alphabetical order or defined.
- c. The words of a language.
- d. Any use for less specific group of form characteristic of artist, a style of art, architecture or the like.

John Read (2000) Vocabulary knowledge of second language learners is both necessary and reasonably straightforward. It is necessary in the sense that word are the basic building block of language, the units of meaning from which larger structures such as sentences, paragraph and whole texts are formed.

Thomas (2005) states some definition of vocabulary:

- 1. A listing either selective or exhaustive, containing the words and phrases of a language with meanings or translations into another language.
- 2. The aggregate of words in the use or comprehension of a specified person, class, profession, etc.
- 3. All the words contained in a language.
- 4. A range or system of symbols, qualities, or techniques constituting a means of communication or expression, as any of the arts or crafts.

Based on some definitions above, the writer concludes that vocabulary is a list of word with their own meaning that make up a language to be used by the people to communicate.

b. Types of Vocabulary

Yakin (2008) classifies vocabulary of modern English into three types of words elements considered from point of the origin as:

1. The native is a vocabulary defined from other language.
2. The borrowed is a vocabulary that borrowed from other language.
3. The newly form is a vocabulary that make up any times material already in language.

Busran (2009) Word in language is a small element, which could make up a language and function to express an idea. Some writers have classified vocabulary in some ways:

1. Passive or recognition vocabulary, which is made up the words, one recognizes in the context or reading material but he does not actually use himself.
2. Active vocabulary, which consists of working word is used daily in writing and speaking.

Harmer (1991) also divided vocabulary into two types:

1. Active vocabulary refers to vocabulary that students have learned. They are expected to be able to use by the students.
2. Passive vocabulary refers to words, which students will recognized when they met them but they will probably not be able to produce.

Good in Suryaningsih (2005) divided vocabulary into four parts, namely:

1. Oral vocabulary consists of word actively used in speech that comes readily to the tongue of the one's conservation.
2. Writing vocabulary is stock of words that comes readily to one's finger vocabulary. It commonly used in writing.

3. Listening vocabulary is stock of words, which a person can understand when hear it.
4. Reading vocabulary is the words where the people can recognize when they find it in written material.

Schall in Amiruddin (2004) classified vocabulary into three types, namely:

1. Active vocabulary, the words are customarily used in speaking.
2. Reserve vocabulary, the words we know but we are rarely used them in ordinary speech. We use them in writing letter and searching for synonym.
3. Passive vocabulary, the words are recognize vaguely but we are sure of the meaning never use them is either speech or writing, we just know them because we see them before.

c. How to Learn Vocabulary

Learning vocabulary is not a simple matter. Everyone has a special technique. In learning English vocabulary, the students have to memorize them well and use them in a real communication, at least in the classroom.

Allen (1983) classifies the technique in learning vocabulary in many ways to as follows:

1. The students look at several words that are introduce in the first year textbook, words representing nouns, verbs, and adjectives. Five and other kind of words such as preposition, conjunction, auxiliary schools are emphasized in simple words like name of animals, fruits, and act. In noun simple verb that they are usually use in everyday. Name

of colours, characteristic of persons, in adjectives and many other that are easy to the students' comprehending.

2. Technique for the beginner classes. In some classes for beginner, teacher use all these ways to explain meaning of vocabulary words. The ways here are through:

➤ Pictures

➤ Explanation in the students' own language.

➤ Definition in simple English using vocabulary that students already know.

3. Vocabulary in intermediate classes. This phase, simple English is used to show the meaning of words, more words for area of living words related to food' clothing and so on.

d. The Importance of Vocabulary

The mastery of vocabulary is very important. We use vocabulary in the form of language to express our feelings, idea, etc. whether is orally or in written to other people. Talking about vocabulary, it cannot be separated from four language skills: listening, speaking, reading, and writing. The proficiency of someone's speaking is influenced by his/her vocabulary. To clarify the importance of vocabulary relate to the language skills.

In listening, vocabulary is used to understand someone's speech or what someone says. It is very hard for us to catch what someone says if we just know the construction of sentence without knowing the words. In speaking, vocabulary is used to express our ideas or feelings to the others orally. The words that we have influence how effective the communication runs. In reading, it is used to comprehend the reading material. Reading

without vocabulary mastery will cause difficulties in comprehending a text. The number of words and the meaning of words, which someone knows will affect his/her reading activity. It is impossible to understand passage unless he/she knows the meaning of words used in the passage. In writing, the writer uses vocabulary (words) to develop his/her idea. A writer should choose the words clearly and accurately to express his/her idea. Without knowing much vocabulary, we cannot develop our writing because we are limited on vocabulary mastering.

Gairns and Redman (1986) concluded that by learning vocabulary the learners can recognize and comprehend the context of reading and listening material, and later as productively as the learners can recall and use them appropriately in speech and writing. In this case, the statement noted by Legget in Nurmianti (2004) that by vocabulary, the learners can recognize all the words in written and oral context and finally they can use them daily in speaking and writing.

e. Some Techniques in Teaching Vocabulary

Regarding the importance of vocabulary expansion in the students' studies, the English teacher should know some effective ways to teach vocabulary. The students should be active and should participate in every exercise during the class hour.

Harmer (1991) describes some ways in presenting vocabulary, as follows:

a. Realia

This way, the teacher brings the real object into the classroom and introduced to the students. In this case, the students learn to recognize the words by seeing the reality words

like *pen, ruler, ball, etc.*

b. Pictures

Teaching vocabulary through pictures is familiarly focuses on the object. Pictures can be used to explain meaning of vocabulary items: the teacher might draw pens, ruler, etc.

c. Mime, Action and Gesture

It is often impossible to explain the meaning of words and grammar either through the use of realia or in pictures. action, in particular, are probably better explained by mime (concept like running and smoking are easy to present in this way).

d. Contrast

This way, the teacher shows the students a word and asks the students to find out the contrast of the word. For example, the meaning of *full* is by contrasting it.

e. Enumeration

This way requires the teacher to introduce words by enumeration them with their general and specific meaning. A word with a general meaning, for instance "vegetable", the teacher introduce this word and asks the students to find out some specific words relate to vegetable: such as potato, cabbage, carrot, etc.

f. Explanation

This way, the teacher introduces words by explaining or describing the objects and asks the students to guest what the object is.

g. Translation

This way, the teacher asks the students to translate the given words into their mother tongue (native language). This strategy is very useful for beginners.

f. The Ways to Increase our Vocabulary

According to Beare (1997), there are many ways to increase our vocabulary. When working to improve your vocabulary it is important to know your goals in order to best choose the way in which you want to learn.

1. Vocabulary Trees

Vocabulary trees help provide context. Once you have mapped out a few vocabulary trees, you will discover yourself thinking in vocabulary groups. When you see a cup your mind will quickly relate such words as knife, fork, plate, dishes, etc

2. Create Vocabulary Themes

Create a list of vocabulary themes; include the vocabulary, a definition and an example sentence for each new item

3. Use Technology to Help You

Watching DVD is a great way to help you understand native speakers of English. Using all the fancy options watching individual scenes can help make DVD use into a vocabulary learning exercise.

4. Specific Vocabulary Lists

Rather than studying a long list of unrelated vocabulary, use specific vocabulary lists to help you prepare for the type of vocabulary we need for work, school or hobbies. These

business vocabulary word lists are great for industry specific vocabulary items.

5. Word Formation Charts

Word formation is one of the keys to success for advanced level ESL (English Second Language) learners. Advanced level English exams such as the TOEFL, and Proficiency use word formation as one of the key testing elements. These word formation charts provide the concept noun, personal noun, adjective and verb forms of key vocabulary listed in alphabetical order.

6. Visual Dictionaries

A picture is worth a thousand words. It is also very helpful for learning precise vocabulary. There are a number of excellent English learner visual dictionaries for sale. Here is an online version of a visual dictionary dedicated to jobs.

7. Learn Collocations

Collocations refer to words that often or always go together. A good example of a collocation is to do your homework. These lists of important verb + noun collocations will help you learn some of the most important.

8. Use a Corpus

Corpora are huge collections of documents that can track the number of times a word is used. By using corpora, you can find which words are often used together with target vocabulary words. Combining corpora use with vocabulary.

C. Audio Lingual Method

I. The Principles of Audio-lingual Method

The Audio-Lingual Method, like the direct method, is also an oral approach. However, it is very different in that rather than emphasizing vocabulary acquisition through exposure to its use in situations, the Audio-Lingual Method drills students in the use of grammatical sentence patterns. In its development, principles from behavioral psychology were incorporated. It was thought that the way to acquire the sentence patterns of the target language was through conditioning helping learners to respond correctly to stimuli through shaping and reinforcement.

Bushra Noori (2001) describes the principles of the Audio-Lingual Method as follows: (1) instructions are given in the target language (2) language forms occur within a context (3) students' native language interferes as little as possible with the students' attempts to acquire the target language (4) teaching is directed to provide students with a native –speaker like model (5) analogy provides a better foundation for language learning than analysis (6) errors are carefully avoided because they lead to the formation of bad habits (7) positive reinforcement helps the student to develop correct habits (8) students are encouraged to learn to respond to verbal and non-verbal stimuli (9) the teacher is regarded as an orchestra leader conducting , guiding and controlling the students' behaviour in the target language (10) learning foreign language is treated on par with the native language.

Meanwhile, Brown in Purwita Anggraeni (1994: 57) also enumerates the principles of the Audio Lingual Method are as follows: (1) New material is presented in

dialog form (2) There is dependence on mimicry, memorization of set phrases, and over learning (3) Structures are sequenced by means of contrastive analysis and taught one at time (4) Structural patterns are taught using repetitive drills (5) There is little or no grammatical explanation. Grammar is taught by inductive analogy rather than deductive explanation (6) Vocabulary is strictly limited and learned in context (7) There is much use of tapes, language labs, and visual aids (8) Great importance is attached to pronunciation (9) Very little use of the mother tongue by teachers is permitted (10) Successful responses are immediately reinforced (11) There is great effort to get students to produce error-free utterances (12) There is tendency to manipulate language and disregard content.

For adults, learning new vocabulary is not as simplistic as it may be for children. If you have moved out of the main development stages with learning various words, then comprehension, memorization and other needs for words do not need to be applied at the same level. Because of this, it is important to have more tools to build vocabulary and to apply new levels of understanding through reading and communication. If you are interested in new ways to enhance your skills, then using a vocabulary audio CD to add in new levels of communication is an answer to consider.

Using a vocabulary audio CD is a simplistic method to enhance learning of new words on various levels. This is based on audio perception that is applied which allows vocabulary to be learned on two levels. The first level is through listening to the words. Hearing the pronunciation through the words and listening to the meaning, immediately

allows the brain to register and process the words through auditory observation and learning processes. The procedure is further followed with the capacity to use phonetics, repetition and application to the words through listening to tune into the correct uses of the words⁵.

This concept further applies to a pedagogical method for teaching vocabulary to adults. This is done through the audio-lingual method. The concept behind this is to provide levels of listening to application of the words. When using this method, the vocabulary audio CD should provide comprehension, speaking, reading and writing for linguistics. Doing this allows students to understand what words mean simply by hearing them, combined with outside applications that help with comprehension of the reading materials. This allows adults to apply several levels to vocabulary, making it easier to learn.

The main approach with the audio-lingual method is known to assist in vocabulary building at various levels. The first of these is the ability to expand vocabulary through both communication and reading comprehension. The second is to have the capacity to master specific words, as well as the context they are applied in through different levels of vocabulary. This is combined with the ability to understand words through mimicry, which adds onto the comprehension levels used with this particular device. For those that learn best by hearing, combined with seeing, is a method that supports complete learning.

With the devices used for vocabulary building that combine reading

comprehension, audio tools and communication options are the ability for adults to learn various words needed for communication. The result of audio-linguistic devices is the capacity to comprehend vocabulary on different levels and to apply this into everyday life. Finding tools such as vocabulary audio CD methods, opens new doors for adults to learn and apply basic learning that upgrades their word use in communication and reading. For adults, learning new vocabulary is not as simplistic as it may be for children. If you have moved out of the main development stages with learning various words, then comprehension, memorization and other needs for words do not need to be applied at the same level. Because of this, it is important to have more tools to build vocabulary and to apply new levels of understanding through reading and communication. If you are interested in new ways to enhance your skills, then using a vocabulary audio CD to add in new levels of communication is an answer to consider.

Using a vocabulary audio CD is a simplistic method to enhance learning of new words on various levels. This is based on audio perception that is applied which allows vocabulary to be learned on two levels. The first level is through listening to the words. Hearing the pronunciation through the words and listening to the meaning, immediately allows the brain to register and process the words through auditory observation and learning processes. The procedure is further followed with the capacity to use phonetics, repetition and application to the words through listening to tune into the correct uses of the words⁵.

This concept further applies to a pedagogical method for teaching vocabulary to

adults. This is done through the audio-lingual method. The concept behind this is to provide levels of listening to application of the words. When using this method, the vocabulary audio CD should provide comprehension, speaking, reading and writing for linguistics. Doing this allows students to understand what words mean simply by hearing them, combined with outside applications that help with comprehension of the reading materials. This allows adults to apply several levels to vocabulary, making it easier to learn.

The main approach with the audio-lingual method is known to assist in vocabulary building at various levels. The first of these is the ability to expand vocabulary through both communication and reading comprehension. The second is to have the capacity to master specific words, as well as the context they are applied in through different levels of vocabulary. This is combined with the ability to understand words through mimicry, which adds onto the comprehension levels used with this particular device⁶. For those that learn best by hearing, combined with seeing, is a method that supports complete learning.

With the devices used for vocabulary building that combine reading comprehension, audio tools and communication options are the ability for adults to learn various words needed for communication. The result of audio-linguistic devices is the capacity to comprehend vocabulary on different levels and to apply this into everyday life. Finding tools such as vocabulary audio CD methods, opens new doors for adults to learn and apply basic learning that upgrades their word use in communication and

reading.

2. Techniques of the Audio Lingual Method

There have been many arguments about the emphasis on or the importance of the subject matter and the importance of the method. Some methods have been applied to the teaching of English in the effort improving the result, such as the Direct Method, the Total Physical Response Method and Audio Lingual Method.

Drills, as part of the Audio Lingual Method, have been applied to the teaching of English especially in speaking. In this case, teaching English as a foreign language makes teachers and students try to use English as a means of communication the better our students will master English. In reaching the goal of the teaching speaking, the use of an appropriate method is keenly needed. In the writer's opinion, drills are probably one of the best alternatives in teaching speaking.

According to Geetha Nagaraj (1998) in *English Language Teaching Approaches, Methods, and Techniques* page 80 language was introduced through dialogues which contained common structures used in everyday communication as well as useful vocabulary. The dialogues were memorized line by line. Learners mimicked the teacher or a tape, listening carefully to all the features of the spoken target language. Native speaker-like pronunciation was important in presenting the model. Phrases and sentences of a dialogue were taught through repetition, first by the whole class, then smaller groups and finally individual learners. To consolidate what was learnt, the dialogue was adapted and personalized by application to the learner's own situation. These drills

were practiced orally, first in chorus and later individually. Some generalizations (not rules) were given to advanced learners about the structures they had practiced.

Furthermore, Bushra Noori (2001) says that the lesson in Audio-Lingual Method typically begins with a dialogue, which contains the structure and vocabulary of the lesson. The students are expected to mimic the dialogue and eventually memorize it. Often, the class practices the dialogue as a groups, and then in smaller groups. The dialogue is followed by pattern drill on the structure introduced in the dialogue. The aim of the drill is to “strengthen habits” to make the pattern “automatic.

The techniques derived from the principles of the Audio-Lingual Method are as follows: (1) students listen to a native-like model such as the teacher or a tape recorder (2) students repeat the new material chorally and individually (3) teachers correct students' errors immediately and directly (4) dialogues are memorized by reversing roles between (teacher-student) (student-student) (5) students are encouraged to change certain key words or phrases in the dialogue (6) students write short guided compositions on given topics (7) students are encouraged to induce grammatical rules (8) students are involved in language games and role play (9) filling in the blanks exercise is used (10) minimal pairs are used (11) teachers ask questions about the new items or ask general questions (12) substitution drills, chain drills, transformation drills and expansion drills are used (13) language laboratory is used for intensive practice of language structures as well as suprasegmental features (14) dialogue is copied in students' note book (15) students are asked to read aloud.

Larsen-Freeman, (2002: 45-50) provides expanded descriptions of some common or typical techniques closely associated with the Audio Lingual Method.

The listing here are as follows:

(1) Dialogue memorization

Students memorize an opening dialogue using mimicry and applied role playing.

(2) Backward Build-up (Expansion Drill)

Teacher breaks a line into several parts; students repeat each part starting at the end of the sentence and “expanding” backwards through the sentence, adding each part in sequence.

(3) Repetition drill

Students repeat teacher’s model as quickly and accurately as possible.

(4) Chain drill

Students ask and answer each other one by one in a circular chain around the classroom.

(5) Single-slot Substitution drill

Teacher states a line from the dialogue, and then uses a word or phrase as a “cue” that students, when repeating the line, must substitute into the sentence in the correct place.

(6) Multiple-slot Substitution drill

Same as the single slot drill, except that there are multiple cues to be substituted into the line.

(7) Transformation drill

Teacher provides a sentence that must be turned into something else, for example a

question to be turned into a statement, an active sentence to be turned into negative statement, etc.

(8) Question and Answer drill

Students should answer or ask questions very quickly.

(9) Use Minimal Pairs

Analysis, teacher selects a pair of words that sound identical except for a single sound that typically poses difficulty for the learners-students are to pronounce and differentiate the two words.

(10) Complete the dialogue

Selected words are erased from a line in the dialogue-students must find and insert.

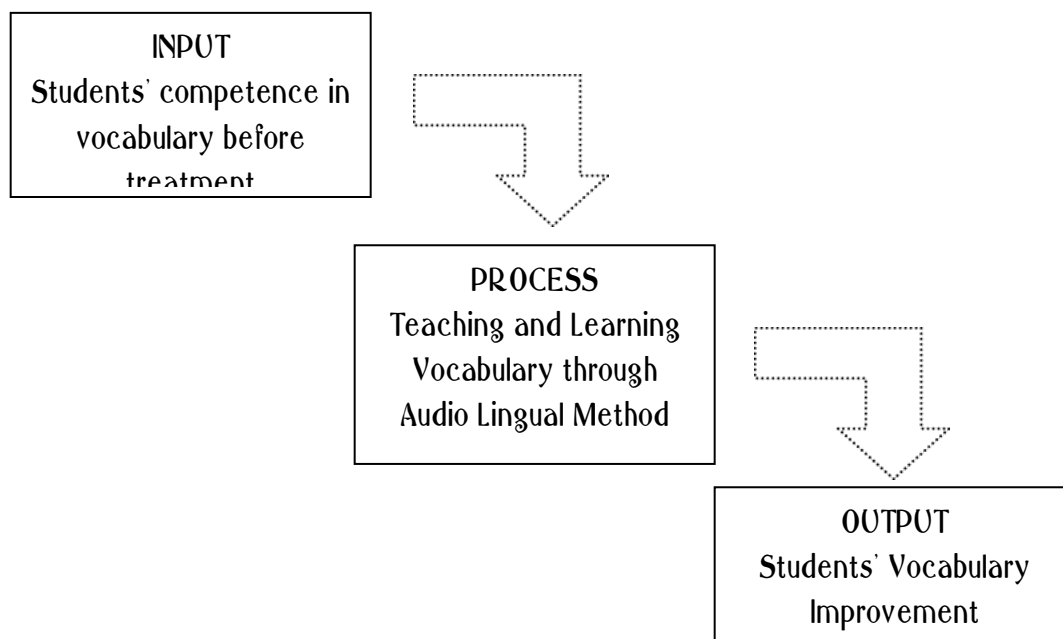
(11) Grammar games

Various games designed to practice a grammar point in context, using lots of repetition

D. Theoretical Framework

Vocabulary is an element that support English language component skills. If the students have more vocabulary, it will make them easily in express their ideas, feeling, emotion, etc. Without vocabulary mastery, the students will have problem in studying English. It means that vocabulary mastery is very important in process of teaching and learning English.

The theoretical framework underlying in this research is given in the following diagram:



The three variables above: input, process, and output are briefly classified as follows:

- a. INPUT: refers to the students' competence before applying the audio lingual method in teaching vocabulary.
- b. PROCESS: refers to the implementation of the input variable in the classroom activities both teaching and learning through Audio Lingual Method
- c. OUTPUT: refers to student's improvement in learning vocabulary by using Audio Lingual Method.

E. Hypothesis

The hypothesis of this research is formulated as follows:

- a. Null Hypothesis (H_0): The use of Audio-Lingual Method is not effective to improve the students' vocabulary at the second years students of MA DDI Mattoanging Bantaeng.
- b. Alternative Hypothesis (H_1): The use of Audio-Lingual Method is effective to improve the students' vocabulary at the second years students of MA DDI Mattoanging Bantaeng.

CHAPTER III

RESEARCH METHOD

This chapter consists of research design, variables of the research, population and sample, instrument of the research and procedure of collecting data and technique of data analysis.

A. Research of Design

The design of this research was quasi experimental design with pre test and post test design, experiment and control class. The comparison between pre test and post test score depend on the success of the treatment. The design is:

Class	Pretest	Treatment	Posttest
E	O_1	X_1	O_2
C	O_1	X_2	O_2

Notation: E = Experimental class

 C = Controlled class

O_1 = Pre-test

O_2 = Post- test

 X = Treatment

(Gay, 1981)

B. Population and Sample

1. Population

The population of this research was the second years of MA DDI Mattoanging Bantaeng. It consists of 40 students which is divided into 2 classes; namely 1 class of Science Department and 1 class of Social Department.

2. Sample

The research was using Systematic Random Sampling Technique in which each ensure from all of population have chance to be the sample. The research took about 40 students for become sample of this research. They were divided into two groups namely Controlled Class and Experimental Class; each group consists of 20 students.

C. Research Variable

There were two variables in this research, namely Independent Variable was Audio-lingual Method and Dependent Variable was the students' vocabulary.

D. The Instrument of the Research

In this research, the researcher used vocabulary test, which was used as pre-test and post-test. Pre-test aimed to find out the students prior knowledge, while post-test held aims to find out the students achievement after applying Audio-lingual Method.

E. Procedures of Collecting Data

In collecting data, the researcher did following procedures:

a. Pre-test

- i. The researcher explained about the test generally.
- ii. The researcher gave paper that contains questions of the test.
- iii. The researcher gave 30 minutes to the students to answer the questions.
- iv. The researcher collected the paper tests.

b. Treatment

For the treatment, the researcher will teach the students in eight meetings. The procedures of treatment from day 1 until day 8 are the same.

The procedures of treatment:

- Day 1 : - The researcher entered the class and introduces the material to the class.
- The researcher explained about how to study through Audio Lingual method.
 - The researcher selects words that have alike sounds in pronouncing.
 - The researcher teaches by giving a picture those containing sentences that want to explain to the student.
 - The student analyzed actively the picture and applied the sentences .
 - The researcher and students discussed the material.

Day 2 : The researcher taught the students through Audio Lingual method.

Day 3 : The researcher taught the students through Audio Lingual method.

Day 4 : The researcher taught the students through Audio Lingual method.

Day 5 : The researcher taught the students through Audio Lingual method.

Day 6 : The researcher taught the students through Audio Lingual method.

Day 7 : The researcher taught the students through Audio Lingual method.

Day 8 : The researcher taught the students through Audio Lingual method.

c. Post-test

i. The researcher explained about the test generally.

ii. The researcher gave paper that contains questions of the test.

iii. The researcher gave 30 minutes to the students to answer the questions.

iv. The researcher collected the paper tests.

F. Technique of Data Analysis

This thesis, the writer uses basic statistical to analyze the data collected through pre-test and post-test. The procedures undertaken in analysis were as follows:

a. Scoring the students' correct answer of the pre-test and post-test by using the formula:

$$\text{Score} = \frac{\text{The students' correct answer}}{\text{The total number of item}} \times 100$$

b. Classifying the students' score into the following criteria:

No	Classification	Score
----	----------------	-------

1	Excellent	96-100
2	Very Good	86-95
3	Good	76-85
4	Fairly Good	66-75
5	Fair	56-65
6	Poor	46-55
7	Very Poor	0 - 45

(Depdikbud: 1989)

- c. Calculating the mean score of the students' achievement using the following formula:

$$M = \frac{\sum X}{N}$$

Where:

M = The mean score

N = The total number of students in one group

$\sum X$ = The sum of all score

- d. Testing Hypothesis employed the following formula:

$$t = \frac{X_1 - X_2}{\sqrt{\left(\frac{SS_1 + SS_2}{N_1 + N_2 - 2}\right) \left(\frac{1 + 1}{N_1 + N_2}\right)}}$$

$$SS_2 = X_2^2 \frac{(\sum X)^2}{N_2}$$

Notes:

SS_1 = the sum of the square of experimental group

SS_2 = the sum of the square of control group

N_1 = the total number of students of experimental group

N_2 = The total number of students of control group

X_1 = mean score of experimental group

X_2 = Mean score of control group

t = Test of significance

(Gay, 1981:327)

CHAPTER IV

FINDING AND DISCUSSION

This chapter particularly presents the findings of the research which are presented as data description of the findings reveals argument and further interpretation of the findings. In this chapter, the researcher analyzed the data consisting of the result of pre-test and post-test either in experimental class or control class.

A. Findings

The findings of this research deal with the students' score of pretest and posttest, the frequency and rate percentage of the students' score and hypothesis testing of the paired samples. These findings are described as follows:

I. The Classification of Students' Pre-test and Post-test Scores in Experimental Class

Table I

The Rate Percentage of Score Experimental Class in Pre-Test

No.	Classification	Score	Frequency	Percentage
1.	Excellent	96 – 100	0	0 %
2.	Very Good	86 – 95	0	0 %
3	Good	76 – 85	0	0 %
4.	Fairly good	66 – 75	0	0 %
5.	Fair	56 – 65	6	30 %
6.	Poor	46 – 55	3	15 %
7.	Very Poor	0 – 45	11	55 %
Total			20	100 %

Table I above shows the rate percentage and frequency of score of experimental class in pre-test from 20 students, this table shows that no one of the students got excellent and very good score. There were 6 (30 %) students got fair score, and 3 (15 %)

students got poor score, and 11 (55 %) students got very poor score.

Table 2
The rate percentage of score experimental class in post-test

No.	Classification	Score	Frequency	Percentage
1.	Excellent	96 – 100	0	0 %
2.	Very Good	86 – 95	5	25 %
3	Good	76 – 85	3	15 %
4.	Fairly good	66 – 75	5	25 %
5.	Fair	56 – 65	1	5%
6.	Poor	46 – 55	6	30 %
7.	Very Poor	0 – 45	0	0 %
Total			20	100 %

While, the rate percentage of the score of experimental class in post-test from 20 students as table 2 above shows that no one of the students got excellent score. There were 5 (25 %) students got very good score, 3 (15 %) students got good score, 5 (25 %) students got fairly good score, 1 (5 %) students got fair score, 6 (30 %) students got poor score, and no one of the students got very poor score.

Based on the result above, it can be conclude that the rate percentage in post-test was higher than the rate percentage in pre-test.

2. The Classification of Students' Pre-test and Post-test Scores in Controlled Class

Table 3
The Rate Percentage of Score Controlled Class in Pre-test

No.	Classification	Score	Frequency	Percentage
-----	----------------	-------	-----------	------------

1.	Excellent	96 – 100	0	0 %
2.	Very Good	86 – 95	0	0 %
3	Good	76 – 85	0	0 %
4.	Fairly good	66 – 75	0	0 %
5.	Fair	56 – 65	5	25 %
6.	Poor	46 – 55	2	10 %
7.	Very Poor	0 – 45	13	65 %
Total			20	100 %

Table 3 above shows the rate percentage of the score of controlled class in pre-test from 20 students; no one of the students got excellent, very good, good score, and fairly good. There were 5 (25 %) students got fair score, 2 (10 %) students got poor score, 13 (65 %) students got very poor score.

Table 4

The Rate Percentage of Score Controlled Class in Post-Test

No.	Classification	Score	Frequency	Percentage
1.	Excellent	96 – 100	0	0 %
2.	Very Good	86 – 95	0	0 %
3	Good	76 – 85	0	0 %
4.	Fairly good	66 – 75	0	0 %
5.	Fair	56 – 65	4	20 %
6.	Poor	46 – 55	2	10 %
7.	Very Poor	0 – 45	14	70 %
Total			20	100 %

While, the rate percentage or the score of controlled class in post-test from 20 students as table 4 shows that no one of the students got excellent, very good, good score, and fairly good score, there were 4 (20 %) students got fair score, 2 (10%) students got poor score, and 14 (70%) students got very poor score.

Based on the table 3 and 4, it can be concluded that the rate percentage in post-

test was higher than the rate percentage in pre-test.

3. The Mean Score and Standard Deviation of Experimental Class and Controlled Class

After calculating the result of the students score, the mean score and standard deviation of both classes were presented in the following table :

Table 5
The Mean Score and Standard Deviation of Experimental Class
and Controlled Class in Post-Test

Class	Mean Score	Standard Deviation
Experimental	70,15	12,81
Controlled	45	33

The table above shows that the mean score of experimental class in post-test was (70,15) and the standard deviation of experimental class was (12,81), while the mean score of controlled class in post-test was (45) and its standard deviation was (33). It means, score of controlled class was lower than mean score of experimental class.

The significant score between experimental and controlled class could be known by using t-test. The result of t-test can be seen in table 6 as follows:

Table 6
Distribution the Value of t-Test and t-Table in Post-Test

Variable	t-test value	t-table value
Post-test	3,18	2,021

The table above shows that t-test value was higher than t-table. The result of the

test shows there was significant difference between t-table and t-test (1.15). It means that, t-table was lower than t-test.

The result of the t-test statistical analysis shows that there was significant difference between the experimental class who got treatment by using Audio Lingual Method with controlled class. The statement was proved by the t-test value (3.18) which higher than t-table value (2.021), at the level of significance 0.05 and the degree of freedom $(N_1 + N_2) - 2 = (20 + 20) - 2 = 38$.

B. Discussion

1. The students' vocabulary achievement

The preceding part of this chapter showed that the mean score of the experiment group in the pre-test was 45.65 and the control was 43.15 while the students score in post-test were 70.15 in experimental group and 45 in control group. to know wheter the vocabulary achivement between two groups were significantly different. The result of the t-test analysis indicated that the value of the t-test (3.18) was lower than the value of t table (2.021) this means that there was not significant difference on vocabulary achivement between the experiment group and the control group in the pre-test, it was then inferred that the vocabulary problems of the two groups were equal before treatment.

Mean while, the mean score of the experiment group in post-test indicates that the students' achievements in matering vocabulary were more increased by using the audio lingual method in the process of theaching.

Beside that, although the students got the increasing scores after doing the

application of audio lingual methode, they are still low in many condition. It was proved by the observation done by the writer. Students still got some difficulties in practicing the proccess of audio lingual method, such as the condition of time, lack of facilities, and the total number of students in each giving material about audio lingual method. But this condition do not make students were failed in doing the aplication of audio lingual method. It was proved by the result of experimental group 70.15 was higher than the control group 45. and t test $3.15 > t \text{ table } 2021$

2. Students' attitude towards the using Audio Lingual Method in learning vocabulary

To know the students' attitude in learning of vocabulary through audio lingual method, the writer did the observation before and while the research done.

After analysing the data the result of observation, the writer concludes that the student' attitude in learning vocabulary by using audio lingual method is more interesting than before using audio lingual method or through verbal explanation.

CHAPTER V

CONCLUSION AND SUGGESTION

This chapter consists of conclusion and suggestion based on the findings and discussion of the data analysis.

A. Conclusion

1. The students' vocabulary before using Audio Lingual Method showed low score, it was proved by the rate percentage of score in pre-test, showed 45,65 for experimental class and 43,15 for controlled class.
2. The students' vocabulary after using Audio Lingual Method showed increasing score, it was proved by the rate percentage of score in post-test was different, from 45,65 in experimental class to 70,15 and controlled class was a little greater from 43,15 to 45 that only used verbal explanation.
3. Using Audio Lingual Method in teaching vocabulary is effective. It is indicated by the significant difference between mean score of post-test in experimental class and post-test in controlled class, which 70,15 and 45 respectively, it also proved by the difference of t-test and t-table, which 3,18 in t-test and 2,021 in t-table. The result of the research shows a high ratio between t- test and t-table that indicates Audio Lingual Method is very useful strategy used in MA DDI Mattoanging-Bantaeng.

Suggestion

With the consideration of the importance of research, hereby the writer would like to put forward suggestions as follows:

1. To make students more interested and active to read and learn, the teacher should choose the interesting or various methods which is gaining their prior experience or prior knowledge, which is suitable to the students' interest and needs.
2. It is suggested for the future writer to find out the result of the use of audio lingual method in other English skill.

BIBLIOGRAPHY

- Allen, Virginia. F. *Technique in teaching vocabulary*. New York: Oxford University. 1983.
- Amiruddin. *Enriching of the Vocabulary of the Second Year Students at SMUN / Walenrang Kab. Luwu by Using Jumble Letters*. Thesis. Faculty of Language and Arts UNM. 2004.
- Beare, Kenneth. *How to Improve Your Vocabulary*. Retrieved on 22nd August from <http://esl.about.com/od/engilshvocabulary/ht/htvocab.htm>. 2009
- Brown, H. Dauglas. *Teaching by principle by an interactive Approach to language pedagogy*. San Francisco prentece regents prentice. Hall. In. s. 1994
- Bushra Noori. ([www.yementimes. Com / article..shtml?p= education](http://www.yementimes.Com/article.shtml?p=education)) accessed on saturday, 20 february 2011. 2001
- Busran. *Teaching Vocabulary Through Morphological Analysis at the Elementary Class of New Generation Club (NGC)*. Makassar. A Thesis of UIN. 2009.
- Gairns, R., and Redman, S. *Working with Words. A Guide to Teaching and Learning Vocabulary*. Cambridge: Cambridge university press. 1986.
- Harmer. *The practice of English Language Teaching*. Sidney: Multi Lingual Matters Ltd. 1991.
- Hornby. *Oxford Dictionary*. Oxford Dictionary Press. 1995.
- Ikah. *The Correlation Between Students' Achievement in Vocabulary and Reading Ability*. Thesis. Faculty of Tarbiyah and Teachers' Training State Islamic University Syarif Hidayatullah. Jakarta. 2007.
- Jumiati. *Improving the Students' Vocabulary Mastery by Using Vocabulary Cards*. Thesis. Faculty of Language and Arts UNM. 2003.
- Nurmiati. *Improving the Students' English Vocabulary Mastery by Using Whispering Games*. Thesis. Faculty of Language and Arts UNM. 2004
- Nuristugamah. *Improving the Speaking Ability of MAN Students by Using Audio Lingual Method*. Thesis UNM Makassar. 2003.

- Noordin. *Building up English Vocabulary through Cartoon Film (A Study at the Second Year Students' of Pesantren Darul Arqam Gambar)*. Thesis of UIN Alauddin Makassar. 2004.
- Marsuni. *Improving the Students' Vocabulary by Using Context Clues*. Thesis. Faculty of Language and Arts UNM. 2005.
- Merdarwati. *Teaching Vocabulary Integrated Skills Approach*. Thesis of FBS IKIP Ujung Pandang. 1997.
- Purwita Anggraeni. *Audio lingual teaching as an alternative Method In teaching speaking*. English Department Faculty of Language and Art Semarang State University. 2007.
- Read, John. *Assessing Vocabulary*. United Kingdom: Cambridge University Press Bakti Sdn. Bhd. 2000.
- Steel, Miranda. *New Oxford Dictionary*. Selangor Darul Ehsan: Penerbit Fajar. 2003.
- Suryaningsih. *Improving the Students English Vocabulary by Using Whispering Games*. Thesis. Faculty of Language and Arts UNM. 2005.
- Whitlan, G. *The Australian Oxford Dictionary*. Victoria: oxford university press. 1999.
- Yakin, Rasyid. *The Application of Total Physical Response to Improve the Vocabulary Achievement of the Second Year Students of Junior High Islamic Boarding School Ummul Mukminin*. Thesis of UIN Makassar. 2008.
- Zam zam Nur. *The Application of Audio Lingual Method in Improving Listening Skill of The Third Year Students of Language Program of MAN / Makassar*. Thesis PBI UIN Makassar. 2005.

APPENDIX A
The Row Score of the Students' Pre-test and Post-test
In Controlled Class

No.	Respondents	Pre-test		Post-test	
		Score (X)	X_i^2	Score (X)	X_i^2
1	A	34	1156	65	4225
2	B	45	2025	25	625
3	C	65	4225	45	2025
4	D	28	784	34	1156
5	E	36	1296	35	1225
6	F	38	1444	65	4225
7	G	45	2025	25	625
8	H	65	4225	35	1225
9	I	27	729	35	1225
10	J	36	1296	45	2025
11	K	36	1296	65	4225
12	L	46	2116	45	2025
13	M	65	4225	55	3025
14	N	65	4225	65	4225
15	O	46	2116	45	2025
16	P	65	4225	55	3025
17	Q	22	484	25	625
18	R	34	1156	35	1225
19	S	65	4225	46	2116
20	T	45	2025	55	2025
Total		863	45298	900	61147

APPENDIX B
The Row Score of the Students' Pretest and Posttest
In Experimental Class

No.	Respondents	Pre-test		Post-test	
		Score (X)	X_2^2	Score (X)	X_2^2
1	A	65	4225	75	5625
2	B	46	2116	86	7396
3	C	65	4225	86	7396
4	D	28	784	65	4225
5	E	45	2025	76	5776
6	F	35	1225	55	3025
7	G	34	1156	55	3025
8	H	36	1296	67	4489
9	I	29	841	67	4489
10	J	37	1369	55	3025
11	K	40	1600	86	7396
12	L	65	4225	85	7225
13	M	37	1369	78	6084
14	N	65	4225	55	3025
15	O	47	2209	86	7396
16	P	65	4225	53	2809
17	Q	27	729	66	4356
18	R	36	1296	55	3025
19	S	46	2116	86	7396
20	T	65	4225	66	4356
Total		913	45481	1403	101539

APPENDIX C

The Mean Score of Experimental Class and Controlled Class

A. Controlled Class

1. Pretest

$$\bar{X}_2 = \frac{\sum X}{N}$$

$$\bar{X}_2 = \frac{863}{20}$$

$$\bar{X}_2 = 43.15$$

2. Posttest

$$\bar{X}_2 = \frac{\sum X}{N}$$

$$\bar{X}_2 = \frac{900}{20}$$

$$\bar{X}_2 = 45$$

B. Experimental Class

1. Pretest

$$\bar{X}_1 = \frac{\sum X}{N}$$

$$\bar{X}_1 = \frac{913}{20}$$

$$\bar{X}_1 = 45.65$$

2. Posttest

$$\bar{X}_1 = \frac{\sum X}{N}$$

$$\bar{X}_1 = \frac{1403}{20}$$

$$\bar{X}_1 = 70.15$$

APPENDIX D

Standard Deviation of Experimental Class and Controlled Class

A. Experimental Class

1. Pretest

$$SD = \sqrt{\frac{SS_I}{n-1}}$$

$$\text{Where: } SS_I = \sum X_i^2 - \frac{(\sum X_i)^2}{n}$$

$$SS_I = 45481 - \frac{(913)^2}{20}$$

$$SS_I = 45481 - \frac{(833569)}{20}$$

$$SS_I = 45481 - 41678.5$$

$$SS_I = 3802.5$$

$$SD = \sqrt{\frac{SS_I}{n-1}}$$

$$SD = \sqrt{\frac{3802.5}{20-1}}$$

$$SD = \sqrt{\frac{3802.5}{19}}$$

$$SD = \sqrt{200.13}$$

$$SD = 14.15$$

2. Posttest

$$SD = \sqrt{\frac{SS_I}{n-1}}$$

$$\text{Where: } SS_I = \sum X_i^2 - \frac{(\sum X_i)^2}{n}$$

$$SS_I = 101539 - \frac{(1403)^2}{20}$$

$$SS_I = 101539 - \frac{(1968409)}{20}$$

$$SS_I = 101539 - 98420.5$$

$$SS_I = 3118.5$$

$$SD = \sqrt{\frac{SS_I}{n-1}}$$

$$SD = \sqrt{\frac{3118.5}{20-1}}$$

$$SD = \sqrt{\frac{3118.5}{19}}$$

$$SD = \sqrt{164.13}$$

$$SD = 12.81$$

B. Controlled Class

1. Pretest

$$SD = \sqrt{\frac{SS_2}{n-1}}$$

$$\text{Where: } SS_2 = \sum X_1^2 - \frac{(\sum X_1)^2}{n}$$

$$SS_2 = 45298 - \frac{(863)^2}{20}$$

$$SS_2 = 45298 - \frac{744769}{20}$$

$$SS_2 = 45298 - 37238.5$$

$$SS_2 = 8059.5$$

$$SD = \sqrt{\frac{SS_2}{n-1}}$$

$$SD = \sqrt{\frac{8059.5}{20-1}}$$

$$SD = \sqrt{\frac{8059.5}{19}}$$

$$SD = \sqrt{424.18}$$

$$SD = 20.60$$

2. Posttest

$$SD = \sqrt{\frac{SS_2}{n-1}}$$

$$\text{Where: } SS_2 = \sum X_1^2 - \frac{(\sum X_1)^2}{n}$$

$$SS_2 = 61147 - \frac{(900)^2}{20}$$

$$SS_2 = 61147 - \frac{810000}{20}$$

$$SS_2 = 61147 - 40500$$

$$SS_2 = 20647$$

$$SD = \sqrt{\frac{SS_2}{n-1}}$$

$$SD = \sqrt{\frac{20647}{20-1}}$$

$$SD = \sqrt{\frac{20647}{19}}$$

$$SD = \sqrt{1086.70}$$

$$SD = 33.00$$

APPENDIX E

The Significance Different

$$\overline{X}_2 = 45 \quad SS_1 = 3118.5$$

$$\overline{X}_1 = 70.15 \quad SS_2 = 20647$$

I. t-Test

$$t = \frac{\overline{X}_1 - \overline{X}_2}{\sqrt{\left(\frac{SS_1 + SS_2}{n_1 + n_2 - 2}\right)\left(\frac{1}{n_1} + \frac{1}{n_2}\right)}}$$

$$t = \frac{70.15 - 45}{\sqrt{\left(\frac{3118.5 + 20647}{20 + 20 - 2}\right)\left(\frac{1}{20} + \frac{1}{20}\right)}}$$

$$t = \frac{25.15}{\sqrt{\left(\frac{23765.5}{38}\right)\left(\frac{2}{20}\right)}}$$

$$t = \frac{25.15}{\sqrt{(625.41)(0.1)}}$$

$$t = \frac{25.15}{\sqrt{62.54}}$$

$$t = \frac{25.15}{7.9}$$

$$t = 3.18$$

2. t-Table

For level of significance (α) = 0.05

Degree of freedom (df) = ($N_1 + N_2$) - 2 = (20 + 20) - 2 = 38

t - Table = 2.021

APPENDIX F

Distribution of t –Table

Df	Level of Significance for two-tailed test					
	0.5	0.2	0.1	0.05	0.02	0.01
	Level of Significance for one-tailed test					
	0.25	0.1	0	0.025	0.01	0.005
1	1.000	3.078	6.314	12.706	31.821	63.657
2	0.816	1.886	2.920	4.303	6.965	9.926
3	0.765	1.638	2.353	3.183	4.541	5.841
4	0.741	1.533	2.132	2.776	3.747	4.604
5	0.727	1.476	2.015	2.571	3.365	4.032
6	0.718	1.440	1.943	2.447	2.143	3.707
7	0.711	1.451	1.895	2.365	2.998	3.499
8	0.706	1.397	1.860	2.306	2.896	3.355
9	0.703	1.383	1.833	2.262	2.821	3.250
10	0.700	1.372	1.812	2.226	2.764	3.169
11	0.697	1.363	1.769	2.201	2.718	3.106
12	0.695	1.356	1.782	2.179	2.681	3.055
13	0.694	1.350	1.771	2.160	2.650	3.120
14	0.692	1.345	1.761	2.143	2.624	2.977
15	0.691	1.341	1.753	2.331	2.604	2.947
16	0.690	1.337	1.746	2.120	2.583	2.921
17	0.689	1.333	1.740	2.110	2.567	2.898
18	0.688	1.330	1.734	2.101	2.552	2.878
19	0.688	1.328	1.729	2.093	2.539	2.861
20	0.687	1.325	1.725	2.086	2.528	2.845
21	0.686	1.323	1.721	2.080	2.518	2.831
22	0.686	1.321	1.717	2.074	2.505	2.819
23	0.685	1.319	1.714	2.690	2.500	2.807
24	0.685	1.318	1.711	2.640	2.492	2.797
25	0.684	1.316	1.708	2.060	2.485	2.787
26	0.684	1.315	1.706	2.056	2.479	2.779
27	0.684	1.314	1.703	2.052	2.473	2.771
28	0.683	1.313	1.701	2.048	2.467	2.763
29	0.683	1.311	1.699	2.045	2.462	2.756
30	0.683	1.310	1.697	2.042	2.457	2.750
40	0.681	1.303	1.684	2.021	2.423	2.704

60	0.679	1.296	1.671	2.000	2.390	2.660
120	0.677	1.289	1.658	2.890	2.358	2.617
	0.674	1.282	1.645	1.960	2.326	2.576

APPENDIX G

Instrument of Research

A. Choose the correct answer!

1. We look up the difficult words in the
 - a. Card
 - b. Dictionary
 - c. Book
 - d. Diary
2. The students are learning their lesson in the.....
 - a. Shop
 - b. Cafeteria
 - c. Teachers' office
 - d. Classroom
3. We take a bath in the
 - a. Living room
 - b. Bed room
 - c. Bath room
 - d. Kitchen
4. My mother cooks rice in the
 - a. Kitchen
 - b. Bed room

c. Bath room

d. Living room

5. I want to have picture of my family. I need a.....

a. Shoemaker

b. Dressmaker

c. Baker

d. Photographer

6. Someone who teaches students and helps them in their studying is a

a. Doctor

b. Typist

c. Teacher

d. Writer

7. I'm very thirsty. I need aof a water
- a. Bucket
 - b. Plate
 - c. Glass
 - d. Spoon
8. I need ato cut something
- a. Glass
 - b. Knife
 - c. Broom
 - d. Plate
9. The danger our animal is
- a. Rabbit
 - b. Buffalo
 - c. Sheep
 - d. Tiger
10. Rhoma Irama is a good
- a. Reader
 - b. Dancer
 - c. Singer
 - d. Waiter
11. I want to hang this picture on the wall, so I need ato nail
- a. Hammers

- b. Saw
- c. Shears
- d. Axe

12. During taking break, the teachers are in the.....

- a. Teachers' office
- b. Laboratory
- c. Kitchen
- d. Garden

13. I like doing an experiment in the

- a. Post office
- b. Shop
- c. Cafeteria
- d. Laboratory

14. Mr. Hasan wants to write on the blackboard. He needs a piece of

- a. Pen
- b. Pencil
- c. Chalk
- d. Broom

15. The blackboard is dirty. We needto clean it.

- A. An eraser
- B. A card
- C. A chalk

D. A broom


B. Complete the sentences with the correct word from the brackets!

1. This is my(bad room, bathroom, bed room, bird room).The(bad, bath, bed, bird) is in the middle. The (seats, sheets, shirts, sits) and (pile, pillow, plough, proud) are white, and the.....(blankets, black cat, blockage, blacken) are gray.




2. This is a.....(class, close, glass, grass)


of boys. They are in small(classroom, closed room, glass room). The teacher is at the(back bird, back board, black bird, blackboard). He is writing on it with a piece of.....(chalk, check, shake, talk)




3. This is my desk. in the middle there is a..... (back, book, boot, box). It is open at(page, paid, pair, peace) I.O the right of the desk, there are two..... (cards, cares, car, carts), and beyond them there is a.....(calendar, camera, candle, capital). On the left there is a(clerk, clock, cloth, crowd).



4. That(dark, dog, door, duck) is running after a(card, cart, cat, catch). A(beach, big, pick, pig) is watching them. There is a(gate, goat, good, got) fur her away on the left and a(sharp, sheep, ship, shop) on the right, there is also a(car, coat, cough, cow) in the middle.




5. Here is our living room. In the middle there is a(fall hole, far place, fire part, fire place). There is a(fall, fail, far, fire) in it today, because the weather is cold. Above it, on the left, there is a.....(foot, footprint, print, put) of my family, and on the right there is a.....(fast,




vase, wash, wave) of flowers.


6. The woman in the middle of this picture is staying a piece of(rope, strange, string, strong) round a(bag, page, palace, package). The woman on the left writing a(card post, pass card, past card, post card) with a(pain, pan, pen, pin).




7. There is a while(palace, plant, plate, play) on this(chair, desk, table, tail). On the left of it there are two.....(forks, fours, fox, foxes), and on the right a(kick, kite, knife, nice). At the other end of the table, there is also a.....(soon, spoon, sport, suppose) on the left, and a(cup, gas, glass, grass) on the right




8. These animals are in a(joy, shoe, so zoo). The(moment, money, monkeys, mountains) are on the left. They are in a(cage, cake, case, catch) there is a(lion, ticket, tiger, tired) and a(learn, line, lion, tiger) on the right.



9. There are wild.....(accident, ambulance, animals, answers). The one which is nearest the(hall, hold, hole, horse) is a.....(rabbit, radio, ribbon, rubber). On the.....(face, fix, forks, fox) is hoping catch it. It has a big(tail,tall, tear, tell)



10. There are(beards, beds, birds, builds). The(chicken, chimney, citizen, sick)has just laid an.....(cage, ago, egg, eye). On the left, there is a(dark, dog, door, duck). It has lifted its.....(wheels, winds, wings, wins)up.



APPENDIX G
Instrument of Research

B. Choose the correct answer!

16. We look up the difficult words in the

- e. Card
- f. Dictionary
- g. Book
- h. Diary

17. The students are learning their lesson in the.....

- e. Shop
- f. Cafeteria
- g. Teachers' office
- h. Classroom

18. We take a bath in the

- e. Living room
- f. Bed room
- g. Bath room
- h. Kitchen

19. My mother cooks rice in the

- e. Kitchen
- f. Bed room
- g. Bath room
- h. Living room

20. I want to have picture of my family. I need a.....

- e. Shoemaker
- f. Dressmaker
- g. Baker
- h. Photographer

21. Someone who teaches students and helps them in their studying is a

- e. Doctor
- f. Typist
- g. Teacher
- h. Writer

22. I'm very thirsty. I need aof a water

- e. Bucket
- f. Plate
- g. Glass
- h. Spoon

23. I need ato cut something

- e. Glass
- f. Knife
- g. Broom
- h. Plate

24. The danger our animal is

- e. Rabbit
- f. Buffalo
- g. Sheep
- h. Tiger

25. Rhoma Irama is a good

- e. Reader
- f. Dancer
- g. Singer
- h. Waiter

26. I want to hang this picture on the wall, so I need ato nail

- e. Hammers

- f. Saw
- g. Shears
- h. Axe

27. During taking break, the teachers are in the.....

- e. Teachers' office
- f. Laboratory
- g. Kitchen
- h. Garden

28. I like doing an experiment in the

- e. Post office
- f. Shop
- g. Cafeteria
- h. Laboratory

29. Mr. Hasan wants to write on the blackboard. He needs a piece of

- e. Pen
- f. Pencil
- g. Chalk
- h. Broom

30. The blackboard is dirty. We needto clean it.

- E. An eraser
- F. A card
- G. A chalk

H. A broom


B. Complete the sentences with the correct word from the brackets!

11. This is my(bad room, bathroom, bed room, bird room).The(bad, bath, bed, bird) is in the middle. The (seats, sheets, shirts, sits) and (pile, pillow, plough, proud) are white, and the.....(blankets, black cat, blockage, blacken) are gray.




12. This is a.....(class, close, glass, grass)


of boys. They are in small(classroom, closed room, glass room). The teacher is at the(back bird, back board, black bird, blackboard). He is writing on it with a piece of.....(chalk, check, shake, talk)




13. This is my desk. in the middle there is a..... (back, book, boot, box). It is open at(page, paid, pair, peace) I.O the right of the desk, there are two..... (cards, cares, car, carts), and beyond them there is a.....(calendar, camera, candle, capital). On the left there is a(clerk, clock, cloth, crowd).



14. That(dark, dog, door, duck) is running after a(card, cart, cat, catch). A(beach, big, pick, pig) is watching them. There is a(gate, goat, good, got) fur her away on the left and a(sharp, sheep, ship, shop) on the right, there is also a(car, coat, cough, cow) in the middle.




15. Here is our living room. In the middle there is a(fall hole, far place, fire part, fire place). There is a(fall, fail, far, fire) in it today, because the weather is cold. Above it, on the left, there is a.....(foot, footprint, print, put) of my family, and on the right there is a.....(fast,




vase, wash, wave) of flowers.


16. The woman in the middle of this picture is staying a piece of(rope, strange, string, strong) round a(bag, page, palace, package). The woman on the left writing a(card post, pass card, past card, post card) with a(pain, pan, pen, pin).




17. There is a while(palace, plant, plate, play) on this(chair, desk, table, tail). On the left of it there are two.....(forks, fours, fox, foxes), and on the right a(kick, kite, knife, nice). At the other end of the table, there is also a.....(soon, spoon, sport, suppose) on the left, and a(cup, gas, glass, grass) on the right




18. These animals are in a(joy, shoe, so zoo). The(moment, money, monkeys, mountains) are on the left. They are in a(cage, cake, case, catch) there is a(lion, ticket, tiger, tired) and a(learn, line, lion, tiger) on the right.



19. There are wild.....(accident, ambulance, animals, answers). The one which is nearest the(hall, hold, hole, horse) is a.....(rabbit, radio, ribbon, rubber). On the.....(face, fix, forks, fox) is hoping catch it. It has a big(tail ,tall, tear, tell)



20. There are(beards, beds, birds, builds). The(chicken, chimney, citizen, sick)has just laid an.....(cage, ago, egg, eye). On the left, there is a(dark, dog, door, duck). It has lifted its.....(wheels, winds, wings, wins)up.



CURRICULUM VITAE



The writer, Khaerul anam, was born on November 5, 1988 in Tonrokassi Desa Rappoa Kecamatan Pa'jukukang Kabupaten Bantaeng. He has one brother and one sister. He is the second child of Subair and Nur Inayah.

In 1995, he started his education in SD 41 Rappoa-Bantaeng Kec. Pa'jukukang Kabupaten Bantaeng

graduated in 2001. For Junior High School, he continued his study in MTs Islamic boarding school of DDI and graduated in 2004. And then For Senior High School also he continued his study in the same place at MA and graduated in 2007. In the same year he was accepted as a student in English Department, Tarbiyah and Teaching Faculty, State Islamic University of Alauddin Makassar. He was active in some organization such as United English Forum (UEF) Makassar, PMII (Islamic Students movement of Indonesia).