


**THE EFFECTIVENESS OF USING MAIN MAPPING TOWARD THE  
WRITING ABILITY OF THE STUDENTS' WITH VISUAL LEARNING  
STYLE AT THE FIRST GRADE OF MAN 1 MAKASSAR**



**A Thesis**

Submitted in Partial Fulfillment of the Requirements for the Degree of  
Sarjana Pendidikan in English Education Department of  
Tarbiyah and Teaching Science Faculty of  
UIN Alauddin Makassar

By

**SUKARNI**

Reg. No. 20400113100

**ENGLISH EDUCATION DEPARTMENT  
TARBIYAH AND TEACHING SCIENCE FACULTY  
UIN ALAUDDIN MAKASSAR**

**2017**

## PERNYATAAN KEASLIAN SKRIPSI

Mahasiswa(i) yang bertanda tangan di bawah ini:

Nama : SUKARNI  
NIM : 20400113100  
Tempat/Tgl. Lahir : Teteaka, 3 Mei 1994  
Jurusan : Pendidikan Bahasa Inggris  
Fakultas : Tarbiyah dan Keguruan  
Alamat : Tamarunang, Perum. Griya Asri Sakinah G1/2  
Judul : *“The Effectiveness of Using Main Mapping Toward the Writing Ability of the Students’ with Visual Learning Style at the first grade of MAN 1 Makassar”*

Menyatakan dengan sesungguhnya dan penuh kesadaran bahwa skripsi ini benar adalah hasil karya sendiri. Jika dikemudian hari terbukti bahwa skripsi ini merupakan duplikat, tiruan, plagiat, atau dibuat oleh orang lain, sebagian atau seluruhnya, maka skripsi dan gelar yang diperoleh karenanya batal demi hukum.

Samata, 24 November 2017  
Penyusun,

UNIVERSITAS ISLAM NEGERI  
**ALAUDDIN**  
M A K A S S A R  
  
SUKARNI  
Nim. 20400113100

## PERSSETUJUAN PEMBIMBING

Pembimbing penulisan skripsi saudari **SUKARNI**, NIM: 20400113100 mahasiswi Jurusan Pendidikan Bahasa Inggris pada Fakultas Tarbiyah dan Keguruan UIN Alauddin Makassar, setelah meneliti dan mengoreksi secara seksama skripsi yang bersangkutan dengan judul "*The Effectiveness of Using Main Mapping Toward the Writing Ability of the Students' with Visual Learning Style at the first grade of MAN 1 Makassar*" memandang bahwa skripsi tersebut telah memenuhi syarat-syarat ilmiah dan dapat disetujui ke sidang munaqasah.

Samata, 13 September 2017

**Pembimbing I**



**Dra. St. Nurjannah Yunus Tekeng, M.Ed., M.A.**  
NIP. 19681125 199703 2 001

**Pembimbing II**



**Andi Asmawati, S/Pd., M.Pd.**  
NUPN. 9920100351

UNIVERSITAS ISLAM NEGERI  
**ALAUDDIN**  
M A K A S S A R

## PENGESAHAN SKRIPSI

Skripsi yang berjudul **“The Effectiveness of Using Main Mapping Toward the Writing Ability of the Students’ with Visual Learning Style at the first grade of MAN 1 Makassar”** yang disusun oleh saudari **Sukarni**, Nim: **20400113100**, Mahasiswi Jurusan Pendidikan Bahasa Inggris pada Fakultas Tarbiyah dan Keguruan UIN Alauddin Makassar, telah diuji dan dipertahankan dalam sidang munaqasyah yang diselenggarakan pada hari **Rabu, 15 November 2017 M** bertepatan dengan **26 Safar 1439 H** dan dinyatakan dapat diterima sebagai salah satu syarat untuk mendapatkan gelar Sarjana Pendidikan (S.Pd.) pada Fakultas Tarbiyah dan Keguruan Program Studi Pendidikan Bahasa Inggris dengan beberapa perbaikan.

Gowa, 15 November 2017 M  
26 Safar 1439 H

### DEWAN PENGUJI

(SK. Dekan No 2636 Tertanggal 10 November 2017)

Ketua : Dr. Kamsinah, M.Pd.I.  
Sekretaris : Dr. Hamka, M.Th.I.  
Munaqisy I : Muh. Rusdi Rasyid, S.Pd., M.Ag., M.A.  
Munaqisy II : Sitti Nurpahmi, S.Pd., M.Pd.  
Pembimbing I : Dra. St Nurjanna Yunus Tekeng, M.Ed., M.A.  
Pembimbing II : Andi Asmawati, S.Pd., M.Pd.




Disahkan oleh:

Dekan Fakultas Tarbiyah dan Keguruan  
UIN Alauddin Makassar

  
Dr. H. Muhammad Amri, Lc, M.Ag  
NIP. 19730120 200312 1 001

## ACKNOWLEDGEMENT



*Alhamdulillah* *RabbilAlamin*, The writer would like to praise and express her high gratitude to Allah SWT, who has given the blessing, health, opportunity and inspiration to finish this writing thesis. And also, she does not forget to express Salam and Salawat to the prophet Muhammad SAW who has guided moslem from the darkness to the lightness.

The researcher realizes that this writing would not finish without helping and the guidance from the other people, so the writer would like to express her deepest thanks to the following person:

1. Beloved parents, **Puang Alimuddin** and **Puang Te'ne** who always love, pray, motivate and support the researcher for all of their life. The greatest persons in researcher's heart ever.
2. **Prof. Dr. Musafir Pababbari, M.Si.** the Rector of Islamic State University of Alauddin Makassar for his advice during she studied at the university.
3. **Dr. H. Muhammad Amri, Lc., M.Ag.** The Dekan of Tarbiyah and Teaching Science Faculty for advice and motivation.
4. **Dr. Kamsinah, M.Pd.I.,** and **Sitti Nurpahmi, S.Pd., M.Pd.,** The Head and the Secretary of English Department of Tarbiyah and Teaching Science Faculty of Alauddin State Islamic University (UIN) Makassar and all of the staffs for advice and motivation.

5. The researcher's consultants, **Dra. St. Nurjannah Yunus Tekeng, M.Ed., M.A.** and **Andi Asmawati, S.Pd., M.Pd.**, who have helped, guided, and supported the researcher during the writing of this thesis.
6. **Ramli Rasyid.S.Ag, M.Pd.I, M..Ed** the headmaster of MAN 1 MAKASSAR who has given permission for the researcher to conduct the study there, the entire teachers especially for **St Nursiah. AN. S.Ag** as English teachers for all the time and the information about the teaching-learning process of English, and also the school administration staff thanks for the cooperation.
7. The first grade of students MAN 1 MAKASSAR class X IPA 3 (**academic year 2016-2017**) who gave their time to participate in her research.
8. The special thank you would like to be said by the researcher to **Rakhmawati, S.Kep.**, thanks for being researchers' sister, and also for **Hapsah, Mei sakriani hadrus, Melani, Rini karmila, Anthy samsibar, Sitti emma rachmawati, Nursidah, and KKN 55 Manuju**, as her friends, inspired-persons who always accompany, help and suggest her in this research.
9. Her beloved family of English education department group **5 and 6 (academic year 2013)** give her much love and motivation for the researcher.

Samata, 24 November 2017  
The researcher,



**SUKARNI**  
**Nim: 20400113100**

## TABLE OF CONTENTS

	Pages
COVER PAGE .....	i
PERNYATAAN KEASLIAN SKRIPSI.....	ii
PERSETUJUAN PEMBIMBING.....	iii
ACKNOWLEDGEMENT .....	iv
TABLE OF CONTENTS .....	vi
LIST OF TABLES.....	viii
LIST OF APPENDIX.....	ix
ABSTRACT .....	x
CHAPTER I INTRODUCTION .....	1
A. Background .....	1
B. Problem Statement .....	4
C. Research Objective.....	4
D. Research Significantnce.....	4
E. Research Scope .....	5
F. Operational Definition of Term .....	5
CHAPTER II REVIEW OF RELATED LITERATURES .....	6
A. Some Previous Research Findings .....	6
B. Some Pertinent Ideas .....	7
1. Mind mapping .....	7
2. Writing ability .....	8
3. Visual learning style .....	11
C. Theoretical Framework .....	12
D. Hypothesis .....	13
CHAPTER III RESEARCH METHOD .....	15

A. Research Method.....	15
B. Research Participant .....	15
1. Population.....	15
2. Sample .....	15
C. Research Instrument ... ..	16
D. Data Collecting Procedure .....	16
E. Data Analysis Technique.....	17
 CHAPTER IV FINDINGS AND DISCUSSION .....	 22
A. Findings.....	22
B. Discussion .....	26
 CHAPTER V CONCLUSIONS AND SUGGESTIONS .....	 27
A. Conclusions .....	27
B. Suggestions .....	27
 BIBLIOGRAPHY	
APPENDIXES	
CURRICULUM VITAE	





## LIST OF APPENDIX

- Appendix I : Questionnaire
- Appendix II : Lesson Plan
- Appendix III : Instrument of Pre-Test
- Appendix IV : Instrument of Post-Test
- Appendix V : a. The means score of the students test  
b. standard deviation of pre test  
c. standard deviation of post test  
d. calculating of t-test value and t-table
- Appendix VI : Distribution of t-table
- Appendix VII : Documentation

UNIVERSITAS ISLAM NEGERI  
**ALAUDDIN**  
M A K A S S A R

## ABSTRACT

**Name** : SUKARNI  
**Reg. Number** : 20400113100  
**Department/faculty** : English Education/ Tarbiyah and Teaching Science  
**Title** : *“The Effectiveness of Using Mind Mapping Toward the Writing Ability of the Students’ with Visual Learning Style at the first grade of MAN 1 Makassar”*  
**Consultant I** : Dra. St. Nurjannah Yunus Tekeng, M.Ed., M.A.  
**Consultant II** : Andi Asmawati, S.Pd.,M.Pd.

---

The objective of this research was to know the effectiveness of using mind mapping Toward the Writing Ability of the Students’ with Visual Learning Style. Therefore, the main problem to solve was mind mapping effective used to the writing ability of the students’ with visual learning style at the first grade of MAN 1 Makassar?

This research employed a Pre-experimental Design that one group pretest-post test. There were two variables in this research; the independent variable and dependent variable, the independent variable was teaching method, namely mind mapping, and dependent variable was the students’ writing ability. The population of this research was class X MIA 3 of MAN 1 MAKASSAR in academic year 2017/2018 which consisted 37 students. The sample of the research consisted of 11 students which was taken by using Purposive sampling technique, special for the students’ with visual learning style.

After several meetings, this research found out that the use of main mapping method was effective toward the students’ writing ability with visual learning style specially in writing narrative text. The result of this research was the mean score obtained by the students through the pre test was 62.181 and the post test was 78.363. The t-test value was the higher than t-table ( $98.451 > 2.228$ ). It meant that this had a significant difference between the results of the students’ pre-test and post-test. Therefore, hypothesis H<sub>0</sub> was rejected and H<sub>1</sub> was accepted. It could be said that main mapping method was effective toward the improvement of the first grade students’ skill writing narrative text at MAN 1 Makassar.

## CHAPTER I

### INTRODUCTION

#### *A. Background*

Language is principle means for human to communicate, to transmit information or to share idea. English language is important language to develop culture, science and as a means of communication with other nation in the world. Language could be said an instrument to share or exchange information and to interact with the others. Anyone could not interact with other without language, thus it was very important to learn language. Many people learnt English because they think it will be useful in some way for international communication and travel. In educational itself, English language had become the schedule for the students. Where the students' should be capable in four skill of language; there are listening, speaking, reading, and writing.

Writing is one of the language skills that thought to the students. Writing was a creative act, the act of writing was creative because it is requires interpreting or making sense of something: an experience, a text, an event. The purpose of writing skill was to share information from spoken language into written language. It needed a great thinking to produce writing which begin from getting main idea, planning, and revising procedure. To reach the whole, it required the specific skill which not all the

people could develop it. According to Sakinah (2013), “Writing is not only a process involving, handling word sentence and paragraph but also the more important that we have to understand how to clarify our thought delivers ideas into a word and into paragraph”.

Writing is considered as a difficult skill, especially for the students who learn English as a second language. It was supported by Richard in Sulistianingsih (2010) who stated that

“Writing was the most difficult skill for second language learners. Therefore the teacher should give an alternative technique to help the students in their writing. Due to that case, mind mapping technique could be a tool to help students organize the ideas before they do their writing process”.

The problem of the students’ in writing test at the first grade of MAN 1 Makassar was the Students’ had not been able to rewrite the narrative text that had been read, and also could not organize their writing. So, Mind mapping was a method to make the students find it easy to absorb information into their brain and take it out from their brain. “Mind mapping is a way to note effectively and creatively and it will map the ideas literally” Buzan in Nurcahyo (2013),

The learning method that has been proven to optimize the results of learning was a method of mind mapping. According to Nurcahyo (2013), mind mapping technique could improve students’ writing ability,

“The results of this study showed that the use of the mind mapping was effective to improve the students’ writing skill. The use of colorful pictures of

mind mapping in the BKOF and MOT stages was effective to make the students more enthusiastic in the writing activities”.

That was why the researcher used the mind mapping technique to improve students' writing skill. It was because there were some benefits that offered by the mind mapping technique in the English teaching-learning process, especially in writing skill. Mind mapping aims to make the subject matter patterned visual and graphics that can ultimately lead to record, amplify, and recall information that has been learned. Mind mapping is a technique noted that develop visual learning style.

The Benefit of the Mind Mapping in Writing by Nurcahyo (2013),

“Mind mapping makes relationships and connectors easier to see, it is more flexible than outlining. In addition, it encourages creativity and improves memory retention and it is also easier to understand, saves time and increases productivity”.

According to Sano, (2015), “Visual learning style is to receive information through the eyes / vision. students who have a visual learning style prefer the written instructions and make detailed notes to remember, can remember a diagrams, graphs, and words after seeing a couple of times, they tend to like to read, write, and often remember a story”.

So base on the statement from the background, the researcher formulated research little: *The Effectiveness of Using Main Mapping Toward the Writing Ability of the Students' with Visual Learning Style at the first grade of MAN 1 Makassar”*

### ***B. Problem Statement***

Related with the previous explanations above, the statement of the problem of this research formulated into question as follows:

Is mind mapping effective used to the writing ability of the students' with visual learning style at the first grade of MAN 1 Makassar?

### ***C. Research Objective***

To know the effectiveness of using main mapping toward the writing ability of the students' with visual learning style at the first grade of MAN 1 Makassar.

### ***D. Research Significance***

#### **1. Theoretical Significance**

The result of this research was expected to be useful theoretically. Theoretically, it was expected to provide an empirical evidence to support the learning theory of writing to improve the students' writing ability especially in using mind mapping for the students' visual learning style.

#### **2. Practical Significance**

The significance of the research was consisting of three significances:

a) For the students: to enhance the students' skills in expressing their creative ideas in writing, and also increases the motivation to learn and dispel the impression that the writing material is material that is hard, so that students can learn to not feel pressured, students will feel happy and relaxed in learning English.

b) For the teachers: Can be a reference for teachers in the selection of learning techniques in teaching English writing by applying a method of mind mapping.

c) For the researcher: As the experience in applying learning mind mapping method, so that became the beginning of the learning innovations that was applied to learning in the classroom.

### ***E. Research Scope***

For this research, the researcher focused on the writing ability of the students' with visual learning style by using main mapping especially in writing narrative text. The researcher also focused only the content and the organization of the students' Writing.

### ***F. Operational Defeniton of Term***

#### **1. Writing ability**

Writing ability means the ability of the students' with visual learning style to understand the content of writing and the organization of writing, and they could rewrite after reading a narrative task.

#### **2. Mind mapping**

Mind mapping was a method used in learning writing by the students' who have visual learning style. By this method the students' could improve their writing ability because with using mind mapping, imagination of the students were focused and the students already know what they will do.

## CHAPTER II

### REVIEW OF RELATED LITERATURE

#### A. *Some Previous Research Findings*

There were some researches that have same with this research about the mind mapping and writing ability that can support this research. Some of those following findings were:

Nurcahyo (2013), conducted a research entitled “*Using the mind mapping technique to improve the English writing skill of the tenth grade students at MAN Yogyakarta III in the academic year of 2012/2013*”. The results of his research showed that the use of the mind mapping was effective to improve the students’ writing skill.

Sulistiyarningsih (2010), conducted a research entitled “*Peningkatan Kemampuan Menulis Narasi dengan Metode Peta Pikiran (Mind Mapping) Pada Siswa Kelas V SD Negeri Karangasem III Surakarta Tahun pelajaran 2010/2011*”. The result of her research was mind mapping can be used to improve the students’ ability of writing narration in students V SD Negeri Karangasem III Surakarta.

Hermawati (2009), conducted a research entitled “*Penerapan Metode Peta Pikiran (Mind Mapping) Untuk Meningkatkan Keterampilan Menulis Cerita Pendek Pada Siswa Kelas X SMA Muhammadiyah Salatiga*”. The result of her research explains that the application of mind mapping can improve the students’ skill in writing short story at students class X SMA Muhammadiyah Salatiga.



Based on the findings above, the researcher concluded that, this research and all of the research above had the same variable which call mind mapping and writing ability, but there was the differences between this research and the research above was the sample, setting, and design. There were three findings about mind mapping method. The first findings' is Nurcahyo (2013), Focuses on mind mapping technique to improve the English writing skill. The second finding is Sulistiyaningsih(2010), focuses on the improvement of the ability of writing narration through mind mapping. The third is Hermawati(2009), focuses on the application mind mapping to improve the ability of writing story. In this research, the researcher was focus on the writing ability of the students with visual learning style through mind mapping method. This research will take a place in MAN 1 Makassar.

### **B. *Some Partinent Ideas***

In this part, the researcher explains some variables used in this research, namely mind mapping as the independent variable, writing ability as the dependent variable and the students' learning style as the moderator variable.

#### **a. Writing ability**

##### ***1) Defenition of Writing ability***

There are many definitions of writing available in literature. According to (Richard in Agustina 2010), states that writing is the art formin graphic symbols, that is letter in which relate to the sounds when the writers make in speaking. In this sense, the symbols have to be arranged according to certain convention, to form words, and words have to be arranged to form sentences.

According to (Byrne in Rusni 2010), writing is as producing graphic symbols in forms of letters or combinations of letter which related to the sounds humans makes when speaking. However, he adds that writing is clearly much than the production of graphic symbol.

## 2) *The Importance of Writing*

Writing is one of the important ways of expressing your thoughts, and communicating ideas and views to others. Some have the innate ability to put their thoughts into words. Writing is more beneficial, specifically for those who are emotional, and do not express verbally.

According to Whitaker in Indrayana (2014) states that there are four benefits which students can get through teaching writing as follows:

### 1. Writing incorporates previous knowledge

Integrating new information with background knowledge is fundamental for learning and writing about topic before reading the lesson summons prior knowledge, which is then easily incorporated with new information.

### 2. Writing helps students become understand

Good readers monitor their comprehension. They know when they understand and what to do when they do not. Writing helps students gain this awareness, in part by providing a means of measuring their own knowledge. Students cannot write clearly about something if they do not understand it.

### 3. Writing encourages active involvement in learning

Effective learning is not something we can do for our students; it requires initiative. Too often students remain passive, like empty vessels waiting for teachers to fill them with knowledge. When writing about observation or a reading assignment, students are drawn into the learning process as participants.

### 4. Writing builds organization skill.

Writing helps students' see of information and hierarchies of ideas. As students build systems of organization, they make new information their own.

### 3) *writing process*

Writing process refers to everything a writer does from the moment he or she starts thinking about what to write until the final copy is completed. This process emphasizes on ideas to write down as well as the form in which the ideas are written down.

According to Hedge to Ariningsih (2010) Writing Process Approach is an approach to teach writing that allows students to write their own ideas with their own process. The writing process approach includes five steps: pre writing, drafting, revising, editing and publishing.

The writing process is about how the stages of writing applied by the writer. As stated in the nature of writing, there are four stages in writing process. Those are planning, drafting, editing and final draft. The writer should think the topic that they

want to write down on a paper. Harmer (2004: 11) explains the some stages of the writing process. The stages are presented as follows:

#### 1) Planning

In this stage, the students make a list of ideas related to the topic. They plan what they are going to write in the first draft. In this stage, they have to consider three main issues. The issues are the purpose of the writing, the audience they are writing for and the content structure to sequence the facts, ideas or arguments.

#### 2) Drafting

After the students have a list of ideas related to the topic, it is the stage for the students to start writing the first draft. They write the ideas which they are going to write without paying attention to making mistakes.

#### 3) Editing

In this stage, students should re-write their first draft after finishing it. Its purpose is to see where it works and where it does not. The process of editing may be taken from oral or written feedback by peers and teachers. The feedback will help students to make revision of their writing. The revision shows what has been written. It means that this step is important to check the text coherence and to stimulate further ideas. Not only that, it also encourages students to find and correct their mistakes in writing.

#### 4) Final Version

In this last stage, the students re-write their draft after revising with peers and teachers. The students have a good written text in the final product since they do the editing process before.

#### 4) *English writing*

According to Heaton in Ariningsih (2010) writing are complex and sometimes difficult to teach, requiring mastery not only of grammatical and rhetorical devices but also of conceptual and judgmental elements. Ariningsih (2010) states that the analysis attempts to group the many and varied skills necessary for writing good prose into five general components or main areas.

- 1) Language use: the ability to write correct and appropriate sentences;
- 2) Mechanical skills: the ability to use correctly those conventions peculiar to the written language - e.g. punctuation, spelling;
- 3) Treatment of content: the ability to think creatively and develop thoughts, excluding all irrelevant information;
- 4) Stylistic skills: the ability to manipulate sentences and paragraphs, and use language effectively;
- 5) Judgment skills; the ability to write in an appropriate manner for a particular purpose with a particular audience in mind, together with an ability to select, organize and order relevant information.

According to Brown in Ariningsih (2010) states there are 12 micro skills for writing. They are as follows:

- 1) producing graphemes and orthographic patterns of English;
- 2) producing writing at an efficient rate of speed to suit the purpose;
- 3) producing an acceptable core of words and use appropriate word order patterns;

- 4) using acceptable grammatical systems (e.g., tense, agreement, pluralization), patterns, and rules;
- 5) expressing a particular meaning in different grammatical forms;
- 6) using cohesive devices in written discourse;
- 7) using the rhetorical forms and conventions of written discourse;
- 8) appropriately accomplishing the communicative functions of written texts according to form and purpose;
- 9) conveying links and connections between events and communicate such relations as main idea, supporting idea, new information, given information, generalization, and exemplification;
- 10) distinguishing between literal and implied meaning when writing;
- 11) correctly conveying culturally specific references in the context of the written text;
- 12) developing and using a battery of writing strategies, such as accurately assessing the audience's interpretation, using prewriting devices, writing with fluency in the first drafts, using paraphrases and synonyms, soliciting peer and instructor feedback, and using feedback for revising and editing.

#### 5) Teaching writing

According to Seow in Agusta (2015) gives some pointers for teachers in implementing teaching writing, those are: (1) teacher modelling, (2) relating

process to product, (3) working within institutional constraints, (4) catering to diverse students needs, (5) exploiting the use of computers in process writing.

1) Teacher modelling means that the teacher should model the writing process at every stage and teach specific writing strategies to students through meaningful classroom activities.

2) Relating process to product means that the teacher guides students in achieving specific writing goals. Although students have to make a different draft from the earlier draft because of revision, they will begin to understand the result expected in every stage.

3) Working within institutional constraints means that teaching the process skill can be done through stages such as planning, drafting, responding, revising or editing within a regular two period composition lesson. Process skill can be repeated until it reaches the improvement.

4) Catering to diverse students needs means that the teacher should implement a flexible programme to cater to different student needs. The teacher may also decide to have students enter into different writing groups as planners, drafters, responders, revisers or editors during a writing session. A student may be with the planners for one writing task, but move to be with the editors later for the same or another task, according to his or her need or developmental stage in writing.

5) Exploiting the use of computers in process writing means that teaching writing in responding or editing stage, the teacher can use computer and OHP. By using

computer, students will easily delete the wrong words and replace them without writing other words in a text anymore.

*6) Characteristics of good writing*

In making in a good writing is not easy as write sentences that have meaningless. A good writing always present ideas that are fresh and original. It is no boring and always keeps interest, because use the right language, appropriate words and free of serious errors in grammar.

According to (Andelstein in Agustina 2010) state same characteristics of the good writing as follows :

- a) Good writing reflects the writers ability to use the propriate voice even though all good writing convey the sound and someone talking to someone else. The voice hard though the writing must also suit with someone and audience of the occasion.
- b) Good writing reflects the writers ability to organize the material into a coherent writing so that it moves logically from a central, dominant idea to supporting points and finally to consistent ending conveying to the reader a sense of a well thought out plan.
- c) Good writing reflect the writer's ability to write clearly and unambiguously, to use sentence structure, language, and example so that the one possible meaning is the writers intended one.



d) Good writing reflects the writers ability to write convincingly to interest readers in the subject and to demonstrate a thought and sound understanding of it.

e) Good writing reflects the writer's to criticize the first draft and revise it.

Revision is the key of effective writing.

### 1. *The elements of good writing*

There are some elements of good writing by *Learning teaching center* by

<http://serc.carleton.edu/sp/.....>

- a. Focus/content: The paper should have a clear point, expressed as thesis sentence, early in the paper.
- b. Organization: The purpose of the paper is to prove its point. To that end, the paper should be organized as a series of major sub-points which lead logically to the thesis as the conclusion.
- c. Solid development: Each of sub-points should be explained in sufficient to convince the reader of their validity.
- d. Clarity, Concision, Precision: Say what you mean, as clearly and concisely as possible. Vagueness or ambiguity suggest to the reader that you are not sure what you are writing about.
- e. Grammatical correctness/ Avoidance of spelling & Typographical errors: Grammar is a convention to improve communication. Grammatical mistakes or types convey that you either do not know how to write correctly or you do not care. Which of those conclusions would you prefer the reader to be left with?.

## 2. *Types of writing*

There are four main types of writing: Expository, persuasive, narrative, and descriptive by Journal Topics: <http://freeology.com/journal/.....>

- a. Expository: Writing in which author's purpose is to inform or explain the subject to the reader.
- b. Persuasive: Writing that states the opinion of the writer and attempts to influence the reader.
- c. Narrative: Writing in which the author tells a story. The story could be fact or fiction.
- d. Descriptive: A type of expository writing that uses the five senses to paint a picture for the reader. This writing incorporates imagery and specific details.

### b. Mind mapping

#### 1. *Defenition of Mind mapping*

Mind mapping is effective as a technique to help students organize and generate their ideas. The teachers still have to pay attention in students' writing ability during teaching-learning process. According to Trevino in Himmawan (2014), "Mind Mapping is an organizer that is a visual representation with a central theme surrounded by branches, themes, images, pictures, thoughts, patterns, and ideas taken from information given during a class lecture".

## *2. Theory of main mapping*

Buzan in Fuad (2013) states that “mind mapping is an easy way to place information to brain and take information out from brain. Mind Mapping is creative and effective way to write and will map your mind by a simple way”. Fuad (2013) also explain that

“Five important concepts of mind mapping are used. Firstly, the mind mapping is one of the creative note taking techniques. It is a technique used by people to represent ideas into visualization and graphic forms where one idea is connected to another idea by using branches. Secondly, the mind mapping helps people to enter the information into their brains. By using mind mapping, it is easy for people to put information into the long term memory. By using mind mapping, the information can be saved into their memories for a long time. Fourthly, the mind mapping helps people to take information out from their brain easily. By using mind mapping, it is easy to recall information saved in their memories. Finally, the mind mapping engages the use of imagination and association in its application”.

So, Fuad (2013), conclude that “mind mapping is a simple technique that can be used to note creatively and effectively. Besides, it can help the students to memorize information. By using mind mapping, people can emerge and organize ideas to be a good sentence”.

## *3. The benefits of mind mapping*

According to Noer (2013), there are some benefits of the mind mapping.

a) Mind mapping can enhances creativity and activities of individuals or group

- b) Mind mapping easier for the brain to understand and absorb information quickly.
- c) Mind mapping can improve memory
- d) Mind mapping can accommodate different points of view to information.
- e) Mind mapping can focus the attention of students

### C. Visual learning style

#### 1. *Defenition of Learning style*

Learning style is the way that consistently committed by a students in capturing stimuli or information, how to remember, think, and solve problems. According to Gunawan in Sutriai (2015), Study of the many categories of student learning styles, aproaches are widely known in Indonesia is an approach based on sensory preferences.

#### 2. *Visual learning style*

As the researcher have been explain in the background that visual learning style is to receive information through the eyes / vision.

”Students who have a visual learning style prefer the written instructions and make detailed notes to remember, can remember a diagrams, graphs, and words after seeing a couple of times, they tend to like to read, write, and oftenremember a story” Sano, (2015)

#### 3. *The characteristics of Visual learning style*

- b. Thoughts wander during lectures.
- c. Observant but may miss some of what is said.

- d. Well organized.
- e. Like to read and show intense concentration while reading.
- f. Good speller.
- g. Remember better by seeing charts, diagrams, etc.
- h. Concentrate ell.
- i. Need to see directions: not hear them.
- j. Good hand writing.
- k. Good memory for faces but forgets names.
- l. Plan ahead.
- m. Not really talkative.
- n. Attention to details.

*4. Tips and methods to facilitate learning process students' visual learning style*

- a). Use the colors to mark the things that are important.
- b). Use visual such as pictures, diagrams, and maps.
- c). Often read the books illustrated.
- d). try to illustrate ideas in pictures, by Nafisah yunda XIA2: <http://nafisahyun...>

**C. Theoretical Framework**

Writing ability of the students' with visual learning style can increased through the use of mind mapping method. With this method, the students' are exempted write "whatever" in accordance with their wishes and creativity. In addition, the symbols and color images that use potentially optimize the work

function of the right brain that stimulate creativity and imagination that students' were not expected to run out ideas in writing.

Writing was an important basic language skills' that students must master in their language learning efforts. According to (syahruzzaky in Rusni 2010),

“Writing skill acquisition significantly assist learners in various educational tasks and jobs such as writing a paragraph, thesis writing, business writing, international correspondence, presentations, etc. However, many teachers find it difficult students in writing process, to overcome this problems, the teacher must have appropriate methods to facilitate the process of writing students”.

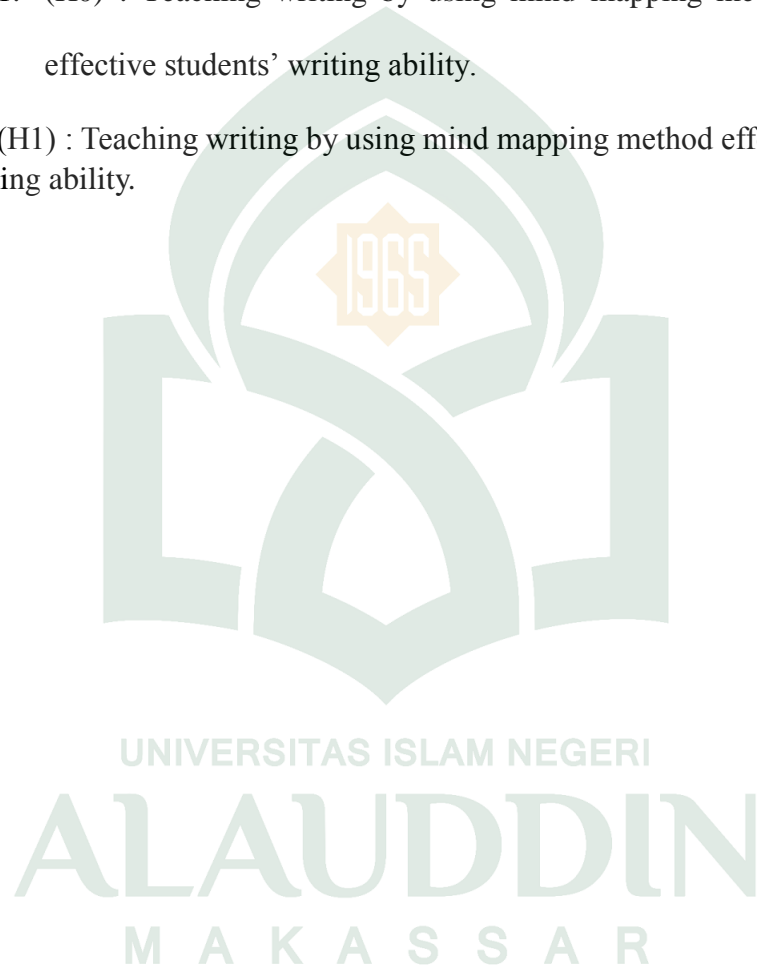
Mind mapping was very useful in learning writing, because by using mind mapping before write in the paragraph, imagination of the students were focused and the students already know what they were doing. Main mapping was very good to generate and organize ideas before beginning to write, main mapping could be said to guarantee the disappearance of the obstacles faced by the students'. Mind mapping is graphical way to represent ideas and concepts. It was a visual thinking tool that helps the students' for structuring information, and helping the students to better analyze, comprehend, and generate new ideas. According to Rohmah (2013)“mind mapping is a technique noted that develop visual learning style. Mind maps to integrate and develop the potential of the brain contained within one self”.

#### **D. Hypothesis**

The hypothesis of this research was proposed in terms of null hypotheses (H0) and the alternative hypotheses (H1). They are followed:

1. (H0) : Teaching writing by using mind mapping method does not effective students' writing ability.

(H1) : Teaching writing by using mind mapping method effective students' writing ability.



## CHAPTER III

### RESEARCH METHOD

#### ***A. Research Method***

This research was a Pre-experimental Design that one group pretest-posttest. The researcher used treatment by mind mapping after to got the significant impact the researcher used post test. Data collection methods used in this research was a test. The technique was used to retrieve the data in the form of the ability of students before and after learning by using mind mapping conducted to determine the ability of writing skills by using English in class X MAN 1 Makassar. At the beginning of the meeting, Students was given an early test (pre-test), after that, the researcher gave the students' treatments by using mind mapping. Then, at the last meeting, students had given the test (post-test).

#### ***B. Research Partisipant***

##### ***1. Population***

According to (Sugiyono, 2015) "population is region of generalization who consist of object/subject who have quality and certain characteristic who choose by researcher for learn and then make conclusion". According to (Arikunto in Fitriani 2013), "*population is a collection of all elemets pocessing one or more attribute of interes*"*t*. Has view that population is the total of the research subject. The population of this research was the students' first grade of MAN 1 Makassar class 1 MIPA 3 with consist 34 students'.



## **2. Sample**

The sample of a count population. According to (Sugiyoo, 2015), “sample is part of the total and character who have by the population. A sample is small subgroup chosen from the larger population”. So, In this research, the researcher only used a part of population, The researcher used purposive sampling, and the sample of this research was the class X IPA 3 special for the students’ with visual learning style with consist 11 students.

### **C. Research Instrument**

This research used a test which call pre test and post test, pre-test used before using mind mapping and post-test used after using mind mapping (after the application of mind mapping method). The model of pre-test and post-test was writing test, the students’ wrote narrative text in the paragraph that had been they read with using mind mapping and pay attention of the content and organization.

### **D. Data collecting Procedure**

Before the researcher gave the students’ treatment, the first step was giving the students’ pre-test, which showing a narrative text. After the students reading, the researcher asked to the students’ to rewrite down the text that they had been read. After that, the researcher investigated the content and the organization of the students’ Writing.

The second step the researcher gave the students’ treatment with main mapping.

- a. Using blank paper.
- b. Reading a narrative text.
- c. Determining the main title.
- d. Discover the important points in each paragraph.
- e. Create a drawing or writing about main title in the middle of paper.
- f. Creating a branch on the main title.
- g. Writing the important points' for the branch of the main idea.
- h. Create a branch on the main idea
- i. Create a branch for each main idea, etc.
- j. Practicing mind mapping
- k. Making paragraph (using mind mapping)

And the last step is give the students post-test and write down once again the text that they have been read by using mind mapping.

#### ***E. Data Analysis Technique***

The researcher proposed the scoring classification as suggested by Heaton in Sulistiana 2013, as follow:

Table 3.1 Content

No	Classification	Score	Criteria
1.	very good	60-54	Knowledgeable, substantive.
2.	Good	53-49	Some knowledge of subject,

3.	poor.	48-34	adequate range. Limited knowledge of subject, little substance.
4.	Very poor	33-29	Does not show knowledge of subject, non-substantive, etc.

Table 3.2. Organization

No	Classification	Score	Criteria
1.	Very good	40-36	The organization of contents and arrangement the generic structure is clearly.
2.	Good	35-32	The organization of content and arrangement the generic structure is loosely organized but main idea stand out.
3.	poor.	31-28	The organization of content and arrangement the generic structure is confused of disconnected.

4.	Very poor	27-19	No organization of the contents and arrangement the generic structure is does not communicate,.
----	-----------	-------	---

The data collected were analyzed the test, the steps are as follow:

Classifying the students' scores using the following scales.

Table 3.3 Scoring rank

Scale	Classification
100-84	Very good
83-68	Good
67-51	poor.
50-31	Very poor

The data analysis is grouping data based on the variable and type of respondents, tabulate the data based on the variable of all respondents, presents data for each variable studied, perform calculations to answer the problem formulation, and perform calculations to test the hypothesis that had been proposed (Sugiono in Syamriah 2015).

1. Calculating the collecting data from the students in answer the test, the researcher used formula to get mean score of the students as follows:

$$X = \frac{\sum X}{N}$$

X : Student scores

$\sum X$  : The total number of students writing grades

N : The number of students

2. Finding out the standard deviation the students' score in pre test and post test by calculating the value of the test.

$$SD = \sqrt{\frac{\sum X^2 - \frac{(\sum X)^2}{N}}{N-1}}$$

Where SD : standard deviation

$\sum$  : total row score

3. Finding out the effectiveness of ineffectiveness of the technique, this formula below used:

$$T = \frac{D}{\sqrt{\frac{\sum D^2 - \frac{(\sum D)^2}{N}}{N(n-1)}}}$$

Information:

t : test of significant

D : the differences between matched pairs.

$\sum D$  : The sum of difference

$N$  : The number of research sample.

4. To find out the mean score differences by using the formula:

$$\bar{D} = \frac{\sum D}{N} \times 100$$

Where  $D$  : the number of the different score

$\sum D$  : the sum of all scores

$N$  : Number of students

5. Calculating the percentage of the students' score:

$$P = \frac{F}{N}$$

Where  $P$  : Percentage

$F$  : Frequency

$N$  : the number of the students

6. To decide the significant influence of main mapping method toward students writing ability with visual learning style, the researcher used:

$T_{\text{test}} \geq T_{\text{table}}$  : having significant influence

$H^1 : \mu^1 > \mu^2$  or  $P\text{-value} < \alpha 0,05$

$T_{\text{test}} \leq T_{\text{table}}$  : having no significant influence

$H^1 : \mu^1 = \mu^2$  or  $P\text{-value} < \alpha 0,05$

(Gay in Sulistina, 2013)

## CHAPTER IV

### FINDINGS AND DISCUSSIONS

This chapter deals two sections namely findings and discussion. It presented the findings of the research which presented as data description, and the discussion of the findings reveals argument and further explanation of the findings. Furthermore, the researcher analyzed the data consisting of the result of pre-test and post-test.

#### *A. Findings*

Findings of the study dealt with the presentation rate of the students' score were obtained from the test to find the mean score, standard deviation, and hypothesis testing.

Table 4.1 The frequency distribution and percentage of students score of content

Table 4.1

Students score of content

No	Classification	Range	Pre test		Post test	
			F	P(%)	F	P(%)
1	Very good	60-54	-	-	1	9.090 %
2	Good	53-49	-	-	5	45.454 %
3	Poor	48-34	4	36.363 %	4	36.363 %

4	Very poor	33-29	7	63.636 %	1	9.090 %
Total			11	100%	11	100%

Table 4.1 above showed that from 11 students, none of the students got very good and good. While in the post-test almost 50% got good.

Table 4.2 The frequency distribution and percentage of students score of Organization

Table 4.2  
Students score of Organization

No	Classification	Range	Pre test		Post test	
			F	P(%)	F	P(%)
1	Very good	40-36	-	-	2	18.181 %
2	Good	35-32	3	27.27 %	8	72.727 %
3	Poor.	31-28	4	36.363 %	-	-
4	Very poor	27-19	4	36.363 %	1	9.090 %
Total			11	100%	11	100%



Table 4.2 shows that the posttest is better than the pretest. It shows that there was about 70% got poor. While the post-test just one student got very poor and the rest got good and very good.

Table 4.3 The frequency distribution and percentage of students' score

Table 4.3  
The result of students score

No	Classification	Range	Pre test		Post test	
			F	P (%)	F	P(%)
1	Very good	100-84	-	-	4	36.363%
2	Good	83-68	4	36.363%	4	36.363%
3	Poor.	67-51	5	45.454%	3	27.272%
4	Very poor	50-31	2	18.181%	-	-
Total			11	100%	11	100%

Table 4.3 shows that the result of the students pre-test almost 70% students got poor and very poor. While on the post-test was on the opposite of the pretest which is about 70% got good.

### 1. Mean score and standard deviation

After classifying the writing ability, the next were the mean score and the standard deviation in the pre test and post test that can be showed in the following table:

Mean score standard deviation of the students in pre test and post test.

Table 4.4  
Students mean score

Test	Mean score	Standard deviation
Pretest	62.181	9.066
Post test	78.363	9.523

Table 4.4 showed that the statistical summary of the students' mean score and the standard deviation both in pre test and post test. The mean score of the result of the students' pre test and post test. The mean score of the result of the students' pre test was 62.181 and the mean score of the students' post test was 78.363. It meant that the mean score of the post test was higher than the mean score of pre test. Thus, it could be concluded that the application of main mapping method was effective toward the writing ability of the students' with visual learning style.

## 2. Test of significant testing

In order to know the mean score was different from two tests (pre test and post test), the researcher used the t-table. The following table showed the result of the t-test calculation:

Table 4.5

Table of testing

Variable	T - test	T - table
$X_1 - X_2$	98.451	2.228

Table 4.5 above indicated that the value of the t-test was higher than the value of the t-table. It indicated that there was a significant difference between the result of the students' pre test and post test.

## 3. Hypothesis

To find out the degree of freedom (df), the researcher used the following formula:

$$Df = N-1 (N = \text{Number of students})$$

$$Df = 11-1$$

$$Df = 10$$

For the level of significance ( $p$ ) 0.05 and  $df$ : 10, the value of the t-test higher than t-table. It was 98.451. It means that  $H_0$  was rejected and  $H_1$  is accepted. Thus,

the researcher concluded there was a significant difference between the result of the students' pre test and post test achievement after applying main mapping method.

### **B. Discussion**

The statistical analysis from the result of the development of students' writing ability in this research showed that the students' visual learning style before teaching by using main mapping methods was still low. However, the result score of the post-test in this research was more significant than the result score of pre test. It was approved by the result of the pretest before the treatment that there were none students got excellent to very good level as the highest level, 4 students (36.363%) got good to average, 5 students (45.454%) got fair to poor, and 2 students (18.181%) level as the lowest. However, after giving treatment through main mapping method, had showed good improvement which in posttest 4 students (36.263%) acquired excellent to very good level and good to average, 3 students (27.272%) got fair to poor level and none of the students took position in very poor level. In giving score of writing, the researcher used some criteria, like content and organization.

#### **a. Content**

According to heaton in sulistiana 2013 ,“content is the subject written or spoken in a book, programmer, or amount of something contain in substance”. Before applying the main mapping method could be identified the students have problem to deliver and arrange their idea. But after giving treatment, improvement can be seen with the way in developing their content of writing, which in pretest none students'


that acquired excellent to very good but after treatment, the rate of the students score increased to 80%. And level then lessens to only 3.33% and also none students took very poor level in posttest. It means that several of them stepped to the next level.

b. Organization

“Organization (of writing) was the group of word that has meaning. It means that form of the writing concerns with the ways through writer arranges and organizes the ideas order message in the writing” (heaton in sulistiana 2013). The data analysis gained to know the students ability to organize ideas in writing activity by the first year students of man 1 Makassar. In the data also shows that the percentage of the students score in form can be seen in pretest, there were none students got excellent to very good, 3 students (27.27 %) got good to average level score, 4 students (36.363 %) got fair to poor, and 4 students (36.363 %) very poor score. While in posttest increase significantly 2 students (18.181 %) got excellent to very good, 8 students (72.727 %) got good to average, none students got fair to very poor, and 1 Students’ (9.090 %) got very poor.

For this reason, the researcher concluded that the treatment of main mapping method is beneficial to increase the student’s writing ability at the first grade students of MAN 1 Makassar. The method of the teaching was one of the factors that influence the result of the study. In the process of teaching, the teachers must be creative to present the material teaching, teachers should choose appropriate method, so the students will enjoy and excited the lesson. Based on the result of tests, the process of

learning English using main mapping method in MAN 1 Makassar could help the students to direct their writing, so they could increase their writing ability. It was proved by the result of data analysis after being compared t-table 2.228 with t-test 98.451.



## CHAPTER V

### CONCLUSION AND SUGGESTION

This chapter deals with two sections. The first section contains conclusion based on the research findings and discussion. The second section contains suggestion based on the conclusion.

#### **A. Conclusion**


Based on the findings and the discussion in the previous chapter, the researcher concluded that Using Mind Mapping method was effective Toward the Writing Ability of the Students' with Visual Learning Style at the first grade of MAN 1 Makassar. It was proved from the result of the test showed that there was a significant difference between students' pre-test and post-test. And also, the t-test value was higher than the t-table value. It was seemed that there was improvement in students' writing ability after giving treatment by using main mapping method could help the students to increase their writing ability.

#### **B. Suggestion**

Based on the result this research can be concluded that using main mapping toward the students with visual learning style was effective to write a narrative text. Therefore the researcher offers the following suggestion.

1. In learning writing, main mapping method should be used as one of the alternative strategies which could help the students with visual learning style to rewrite a information from narrative text.

The suggestion for the next researcher who are interested in this topic to research the students' with visual, auditory and kinesthetic learning style as their sample, because in this thesis the researcher only take the students with visual learning style as the sample. So, the researcher hoped that the next researcher can be compare the effectiveness of the three learning style specially in learning writing with using mind mapping method





## BIBLIOGRAPHY

- Sugiyono, 2014, *Cara Mudah Menyusun: Skripsi, Thesis, Dan Disrtasi*, 2<sup>nd</sup> Edn, Alfabeta, Bandung.
- Agustina 2010, *Improving the Students Writing Abilty by Using Model Of Teaching Review, Oresentatio, Exercise, and Summarize (ROPES) at SMA Neg. 1 Sinjai Selatan*. A thesis of English Education Department UIN Aluiddin Makassar.
- Rusni 2010, *Improving the Fourth Semester Students Ability in Writing Essay Throgh Compariso Contrast Essay English Education Departement of Uin Alauiddin Makassar*. A thesis of English Education Department UIN Alauiddin Makassar.
- Ina Sakinah 2013, *Students Writing Ability In Analytical Explanation Text At The Eleventh Grade Of SMA 1 Sigeri Pangkep*. A Thesis of PBI UIN Alauiddin Makassar.
- Fitriani 2013, *The Influences of Students Style in Learing English at the Secon Grade of Man Kauara, Bone Regency*. A thesis of PBI UIN Alauiddin.
- Fuad Nurcahyo 2013, *Using the mind mapping technique to improve the English writing skill of the tenth grade students at MAN Yogyakarta III in the academic year of 2012/2013*. A thesis of English Education Department State University of Yogyakarta.
- Eny Sulistiyaningsih 2010, *Peningkatan Kemampuan Menulis Narasi dengan Metode Peta Pikiran (Mind Mapping) Pada Siswa Kelas V SD Negeri Karangasem III Surakarta Tahun pelajaran 2010/2011*. A thesis of teaching faculty and science development in Universitas Sebelas Maret Surakarta.
- Sutriani Asma 2015, *Pengaruh Gaya Belajar Siswa Terhadap Perkembangan Bahasa Inggris di MIN Bontolangkasa Kec Minasate'ne Kab. Pangkep*. A thei of PBI UIN Alauiddin Makassar.
- Anna Sulistiana 2013, *The Effectiveness of using Peer editing Technique to Improve the First Year Students' Skill in Writing Descriptive Text at SMAN 8 Makassar*. A thesis of PBI UIN Alauiddin.
- Retno Hermawati (2009), *"Penerapan Metode Peta Peta Pikiran (Mind Mapping) Untuk Meningkatkan Keterampilan Menulis Cerita Pendek Pada Siswa Kelas X SMA Muhammadiyah Salatiga*. A thesis of teaching faculty and science development in Universitas Sebelas Maret Surakarta.
- Muhammad noer: <http://www.muhammadnoer.com/teknik-mencatat-kreatif-dengan-mind-mapping/>

Himmawan 2014, THE USE OF MIND MAPPING TECHNIQUE TO TEACH WRITING OF NARRATIVE TEXT TO THE ELEVENTH GRADE.htm

Dian sano: [https://diansano.blogspot.co.id/2015/12/gaya-belajar-anak-dalam-pendidikan.html](https://diansano.blogspot.co.id/2015/12/gaya-belajar-anak-dalam-<u>pendidikan.html</u>)

Navisah Yunda XIA2: [http://nafisahyunda.blogspot.co.id/2013/12/tips-belajar-untuk-orang-dengan-cara.html](http://nafisahyunda.blogspot.co.id/2013/12/tips-belajar-untuk-<u>orang-dengan-cara.html</u>)

Ulfi Atibahatul Rohmah: [http://cuapfhiieear.blogspot.co.id/2013/02/model-pembelajaran-mind-mapping.html](http://cuapfhiieear.blogspot.co.id/2013/02/model-<u>pembelajaran-mind-mapping.html</u>)

Journal Topics: <http://freeology.com/journal/4-types-of-writing>

Learning and teaching center: [http://serc.carleton.edu/sp/carl\\_ltc/quantitative\\_writing/goodwriting.html](http://serc.carleton.edu/sp/carl_ltc/quantitative_writing/goodwriting.html)



Appendix 1

## QUESTIONNAIRE

Daftar pernyataan yang ada dalam questioner ini bertujuan untuk mengetahui gaya belajar yang dimiliki oleh siswa kelas X MIA 3 MAN 1 Tallasalapang Makassar. Karena itu peneliti sangat mengharapkan agar siswa kelas X MIA 3 MAN 1 Tallasalapang Makassar bisa memberikan jawaban yang sesuai dengan kondisinya masing masing sehingga peneliti bisa mengetahui gaya belajar yang mereka miliki.

Nama:

Kelas;

Bacalah setiap pernyataan berikut dan jawablah yang menurut anda sama dengan kebiasaan dan kesukaan anda.

1. Bagaimana kebiasaan anda dalam belajar sesuatu yang baru?
  - a. Menonton atau mengamati sesuatu yang dilakukan guru
  - b. Mendengarkan penjelasan guru tentang sesuatu yang dipelajari
  - c. Melakukan atau mendemonstrasikan sesuatu yang dicontohkan guru.
2. Apa yang anda bisa lakukan dalam rumah dalam waktu senggang?
  - a. Menggambar, mewarnai, mengecet atau membuat sketsa tentang sesuatu
  - b. Membaca buku, komik, majalah, atau status di sosmed
  - c. Menari, berdansa atau berjoget sendiri atau bersama orang lain
3. Apa yang anda bisa lakukan pada akhir pekan?

- a. Berbicara ditelepon, atau chatting bersama sahabat
  - b. Mendengarkan music
  - c. Bermain music, melakukan karya seni.
4. Bagaimana cara terbaik menurut anda dalam mengingat nomer telepon?
- a. Menyebut angka beberapa kali sambil menekan tombolnya
  - b. Berusaha membayangkan nomernya
  - c. Menulis nomernya walaupun hanya di udara
5. Apa yang anda perhatikan lebih banyak dalam menonton film
- a. Pakaian yang digunakan, pemandangan, dan hal yang special di sekitarnya
  - b. Apa saja yang dikatakan seorang pemerang utama kepada yang lainnya
  - c. Semua adegan yang membuat saya bahagia, takut dan marah
6. Ketika anda membaca buku cerita apa yang anda perhatikan
- a. Saya lebih focus pada makna kata katanya
  - b. Saya menggambarkan dalam pikiran saya semua yang di baca
  - c. Saya dapat merasakan apa yang dirasakan oleh pemerannya
7. Bagaimana anda menggambarkan atau menceritakan kepada seseorang tentang binatang yang anda pernah lihat?
- a. Menggambar foto atau gambar binatang itu
  - b. Menjelaskan dengan kata kata
  - c. Menggunakan anggota tubuh untuk meniru gerakan binatang itu
8. Saya memahami sesuatu itu bagus sekali setelah saya...
- a. Melihatnya

- b. Memikirkan barang itu
  - c. Mencobanya
9. Salah satu kebiasaan saya untuk menghabiskan waktu adalah
- a. Bermain video game pada computer/laptop
  - b. Mendengarkan music
  - c. Pergi berbelanja
10. Ketika saya bertemu dengan orang yang baru kenal saya biasa mengingat
- a. Pakaian yang di gunakan
  - b. Semua yang dikatakan
  - c. Apa yang di peragakan

(Addopted: Yaumi in fitriani 2013)

Appendix 2**LESSON PLAN PRE TEST**

**Satuan Pendidikan** : MAN 1 MAKASSAR

**Mata Pelajaran** : Bahasa Inggris

**Kelas / Semester** : X /1

**Materi Pokok** : *Perkenalan*

**Pertemuan** : 1

**Alokasi Waktu** : 2 x 45 Menit

**A. Tujuan Pembelajaran**

Siswa dapat mengetahui text narrative.

**B. Langkah-langkah Pembelajaran**

1. Perkenalan Peneliti /Guru & Siswa
2. Guru menjelaskan
  - a. Guru memaparkan beberapa materi yang akan dibahas pada beberapa pertemuan selanjutnya.
  - b. Guru menanyakan/ menjelaskan pengertian dan macam-macam gaya belajar.
  - c. Guru memberikan siswa lembaran tes
  - d. Guru memberikan arahan kepada siswa untuk menulis nama, nis, dan No. urut pada lembar tes yang diberikan

e. Guru meminta siswa untuk mengerjakan tugas yang diberikan

### 3. Kegiatan siswa

Siswa mengerjakan tugas yang diberikan oleh peneliti secara individu sesuai dengan arahan peneliti.

### C. Evaluasi

Lembar kerja siswa akan dianalisis sesuai dengan gaya belajar mereka.



## RENCANA PELAKSANAAN PEMBELAJARAN

Nama sekolah : MADRASAH ALIYAH NEGERI 1 MAKASSAR  
Mata Pelajaran : Bahasa Inggris  
Kelas/Semester : X/1  
Materi pokok : pre test (introduction)  
Pertemuan : 2  
Alokasi Waktu : 2 x 45 menit

## A. Kompetensi Inti

KI 1 : Menghayati dan mengamalkan ajaran agama yang di anutnya.

KI 2 : Menghayati dan mengamalkan perilaku jujur, disiplin dan tanggung jawab, peduli (gotong royong, kerjasama, toleran,damai), santun, responsive dan pro-aktif dan menunjukkan sikap sebagai bagian dari solusi atas berbagai permasalahan dalam berinteraksi secara efektif dengan lingkungan social dan alam serta dalam menempatkan diri sebagai cerminan bangsa dalam pergaulan dunia.

KI 3 : Memahami, menerapkan,menganalisis pengetahuan factual, konseptual, procedural berdasarkan rasa I ingin tahunya tentang ilmu pengetahuan, teknolpgi, seni, budaya, dan humanioradengan wawasan kemanusiaan, kebangsaan kenegaraan, dan peradaban terkait penyebab fenomena dan kejadian, serta menerapkan pengetahuan procedural pad bidang



kajian yang spesifik sesuai dengan bakat dan minatnya untuk menyelesaikan masalah.

KI 4 : Mengolah, menalar, dan menyaji dalam ranah konkret dan ranah abstrak terkait dengan pengembangan dari yang dipelajarinya di sekolah secara mandiri, dan mampu menggunakan metode sesuai kaidah keilmuan.

KI 5 : Memahami makna teks tulis monolog yang berbentuk narrative secara akurat dan berterima dalam konteks kehidupan sehari-hari dan untuk mengakses ilmu pengetahuan.

#### B. Kompetensi dasar

KD 1 : Mensyukuri kesempatan dapat mempelajari bahasa Inggris sebagai bahasa pengantar komunikasi internasional yang diwujudkan dalam semangat belajar.

KD 2 : Menunjukkan perilaku tanggung jawab, peduli, kerjasama, dan cinta damai, dalam melaksanakan komunikasi fungsional.

KD 3 : Merespon makna dalam langkah retorika yang menggunakan ragam bahasa tulis secara akurat, lancar, dan berterima dalam konteks kehidupan dalam text berbentuk narrative.

#### C. Indikator Pencapaian Kompetensi

1. Siswa mampu mengetahui introduction self.
2. Siswa mampu menggunakan atau mempraktekkan ekspresi introduction self.

D. Tujuan pembelajaran

Pada akhir pembelajaran diharapkan siswa dapat melakukan semua hal yang tersebut dalam indicator di atas.

E. Materi pembelajaran

Menceritakan diri sendiri dalam bentuk paragraf

F. Metode pembelajaran

Contextual Teaching and Learning.

G. Kegiatan pembelajaran

1. Pre activity (5 menit)

- a. Memeriksa daftar kehadiran siswa
- b. Menyampaikan tujuan pembelajaran
- c. Menyampaikan cakupan materi dan uraian kegiatan.

2. While Activity (80 menit)

a. Eksplorasi

Guru menanyakan /menjelaskan introduction.

b. Elaborasi

- 1) Guru memberikan arahan kepada siswa tentang materi yang akan pelajari.
- 2) Guru meminta siswa untuk menulis perkenalan dirinya dalam bentuk paragraf.
- 3) Siswa mengerjakan tugas yang diberikan oleh guru.
- 4) Guru meminta siswa untuk membacakan didepan kelas hasil kerjanya.

c. Konfirmasi

- 1) Guru memberikan umpan balik positif dan penguatan terhadap keberhasilan siswa salam mengerjakan tugas.
- 2) Guru menjadi narasumber dan fasilitator menjawab pertanyaan peserta didik dalam memahami teks

3) Guru memberi motivasi siswa untuk lebih aktif dalam pembelajaran berikutnya.

3. Post Activity (5 menit)

- a. Membuat kesimpulan tentang materi yang sudah dipelajari hari itu.
- b. Melakukan refleksi terhadap jalannya proses pembelajaran pada hari itu.
- c. Guru menyampaikan rencana pembelajaran yang akan datang.

H. Penilaian hasil belajar

Instrumen:

Instruksi dan informasi yang dijadikan pedoman untuk menciptakan sebuah paragraf.

Pedoman penilaian:

Writing : 40%

Performance : 30%

Antusias : 30%

I. Sumber belajar

- a. Buku bahasa Inggris yang relevan
- b. Papan tulis
- c. Kamus

## RENCANA PELAKSANAAN PEMBELAJARAN

Nama sekolah : MADRASAH ALIYAH NEGERI 1 MAKASSAR  
Mata Pelajaran : Bahasa Inggris  
Kelas/Semester : X/1  
Materi pokok : main mapping  
Pertemuan : 3  
Alokasi Waktu : 2 x 45 menit

## A. Kompetensi Inti

KI 1 : Menghayati dan mengamalkan ajaran agama yang di anutnya.

KI 2 : Menghayati dan mengamalkan perilaku jujur, disiplin dan tanggung jawab, peduli (gotong royong, kerjasama, toleran,damai), santun, responsive dan pro-aktif dan menunjukkan sikap sebagai bagian dari solusi atas berbagai permasalahan dalam berinteraksi secara efektif dengan lingkungan social dan alam serta dalam menempatkan diri sebagai cerminan bangsa dalam pergaulan dunia.

KI 3 : Memahami, menerapkan,menganalisis pengetahuan factual, konseptual, procedural berdasarkan rasa I ingin tahunya tentang ilmu pengetahuan, teknolpgi, seni, budaya, dan humanioradengan wawasan kemanusiaan, kebangsaan kenegaraan, dan peradaban terkait penyebab fenomena dan kejadian, serta menerapkan pengetahuan procedural pad bidang

kajian yang spesifik sesuai dengan bakat dan minatnya untuk menyelesaikan masalah.

KI 4 : Mengolah, menalar, dan menyaji dalam ranah konkret dan ranah abstrak terkait dengan pengembangan dari yang dipelajarinya di sekolah secara mandiri, dan mampu menggunakan metode sesuai kaidah keilmuan.

KI 5 : Memahami makna teks tulis monolog yang berbentuk narrative secara akurat dan berterima dalam konteks kehidupan sehari-hari dan untuk mengakses ilmu pengetahuan.

#### B. Kompetensi dasar

KD 1 : Mensyukuri kesempatan dapat mempelajari bahasa Inggris sebagai bahasa pengantar komunikasi internasional yang diwujudkan dalam semangat belajar.

KD 2 : Menunjukkan perilaku tanggung jawab, peduli, kerjasama, dan cinta damai, dalam melaksanakan komunikasi fungsional.

KD 3 : Merespon makna dalam langkah retorika yang menggunakan ragam bahasa tulis secara akurat, lancar, dan berterima dalam konteks kehidupan dalam text berbentuk narrative.

#### C. Indikator Pencapaian Kompetensi

1. Siswa mampu mengetahui penjelasan main mapping.
2. Siswa mampu menggunakan, mengaplikasikan atau mempraktekkan main mapping.

#### D. Tujuan pembelajaran

Pada akhir pembelajaran diharapkan siswa dapat melakukan semua hal yang tersebut dalam indicator di at as.

#### E. Materi pembelajaran

Talking about holiday with using main mapping

#### F. Metode pembelajaran

Contextual Teaching and Learning.

#### G. Kegiatan pembelajaran

##### 1. Pre activity (5 menit)

- a. Memeriksa daftar kehadiran siswa
- d. Menyampaikan tujuan pembelajaran
- e. Menyampaikan cakupan materi dan uraian kegiatan.

##### 2. While Activity (80 menit)

- a. Eksplorasi

Guru menanyakan /menjelaskan main mapping.

- b. Elaborasi

1. Guru memberikan arahan kepada siswa tentang materi yang akan pelajari.
2. Guru meminta siswa untuk menulis tentang teman mereka dalam bentuk paragraph dengan menggunakan main mapping.
3. Siswa mengerjakan tugas yang diberikan oleh guru.
4. Guru meminta siswa untuk membacakan didepan kelas hasil kerjanya.

- c. Konfirmasi

1. Guru memberikan umpan balik positif dan penguatan terhadap keberhasilan siswa salam mengerjakan tugas.
2. Guru menjadi narasumber dan fasilitator menjawab pertanyaan peserta didik dalam memahami teks

3. Guru memberi motivasi siswa untuk lebih aktif dalam pembelajaran berikutnya.
3. Post Activity (5 menit)
  - a. Membuat kesimpulan tentang materi yang sudah dipelajari hari itu.
  - b. Melakukan refleksi terhadap jalannya proses pembelajaran pada hari itu.
  - c. Guru menyampaikan rencana pembelajaran yang akan datang.

#### H. Penilaian hasil belajar

Instrumen:

Instruksi dan informasi yang dijadikan pedoman untuk menciptakan sebuah paragraph.

Pedoman penilaian:

Writing : 40%

Performance : 30%

Antusias : 30%

#### I. Sumber belajar

- a. Buku bahasa inggris yang relevan
- b. Papan tulis
- c. Kamus

## RENCANA PELAKSANAAN PEMBELAJARAN

Nama sekolah : MADRASAH ALIYAH NEGERI 1 MAKASSAR  
Mata Pelajaran : Bahasa Inggris  
Kelas/Semester : X/1  
Materi pokok : Main mapping  
Pertemuan : 4  
Alokasi Waktu : 2 x 45 menit

## A. Kompetensi Inti

KI 1 : Menghayati dan mengamalkan ajaran agama yang di anutnya.

KI 2 : Menghayati dan mengamalkan perilaku jujur, disiplin dan tanggung jawab, peduli (gotong royong, kerjasama, toleran,damai), santun, responsive dan pro-aktif dan menunjukkan sikap sebagai bagian dari solusi atas berbagai permasalahan dalam berinteraksi secara efektif dengan lingkungan social dan alam serta dalam menempatkan diri sebagai cerminan bangsa dalam pergaulan dunia.

KI 3 : Memahami, menerapkan,menganalisis pengetahuan factual, konseptual, procedural berdasarkan rasa I ingin tahunya tentang ilmu pengetahuan, teknolpgi, seni, budaya, dan humanioradengan wawasan kemanusiaan, kebangsaan kenegaraan, dan peradaban terkait penyebab fenomena dan kejadian, serta menerapkan pengetahuan procedural pad bidang



kajian yang spesifik sesuai dengan bakat dan minatnya untuk menyelesaikan masalah.

KI 4 : Mengolah, menalar, dan menyaji dalam ranah konkret dan rana abstrak terkait dengan pengembangan dari yang dipelajarinya di sekolah secara mandiri, dan mampu menggunakan metode sesuai kaidah keilmuan.

KI 5 : Memahami makna teks tulis monolog yang berbentuk narrative secara akurat dan berterima dalam konteks kehidupan sehari-hari dan untuk mengakses ilmu pengetahuan.

#### B. Kompetensi dasar

KD 1 : Mensyukuri kesempatan dapat mempelajari bahasa Inggris sebagai bahasa pengantar komunikasi internasional yang diwujudkan dalam semangat belajar.

KD 2 : Menunjukkan perilaku tanggung jawab, peduli, kerjasama, dan cinta damai, dalam melaksanakan komunikasi fungsional.

KD 3 : Merespon makna dalam langkah retorika yang menggunakan ragam bahasa tulis secara akurat, lancar, dan berterima dalam konteks kehidupan dalam text berbentuk narrative.

#### C. Indikator Pencapaian Kompetensi

1. Siswa mampu membaca teks dengan yang baik dan benar.
2. Siswa mampu mengetahui penjelasan main mapping.
3. Siswa mampu menggunakan, mangaplikasikan atau mempraktekkan main mapping.

D. Tujuan pembelajaran

Pada akhir pembelajaran diharapkan siswa dapat melakukan semua hal yang tersebut dalam indicator di atas.

E. Materi pembelajaran

Narrative text: (holiday)

F. Metode pembelajaran

Contextual Teaching and Learning.

G. Kegiatan pembelajaran

1. Pre activity (5 menit)

- a. Memeriksa daftar kehadiran siswa
- b. Menyampaikan tujuan pembelajaran
- c. Menyampaikan cakupan materi dan uraian kegiatan.

2. While Activity (80 menit)

a. Eksplorasi

Guru menanyakan /menjelaskan main mapping..

b. Elaborasi

1. Guru memberikan arahan kepada siswa tentang materi yang akan pelajari.
2. Guru meminta siswa untuk menulis tentang liburan mereka dalam bentuk paragraph dengan menggunakan main mapping.
3. Siswa mengerjakan tugas yang diberikan oleh guru.
4. Guru meminta siswa untuk membacakan didepan kelas hasil kerjanya

c. Konfirmasi

1. Guru memberikan umpan balik positif dan penguatan terhadap keberhasilan siswa salam mengerjakan tugas.
2. Guru menjadi narasumber dan fasilitator menjawab pertanyaan peserta didik dalam memahami teks

3. Guru member motivasi siswa untuk lebih aktif dalam pembelajaran berikutnya.

3. Post Activity (5 menit)

- a. Membuat kesimpulan tentang materi yang sudah dipelajari hari itu.
- b. Melakukan refleksi terhadap jalannya proses pembelajaran pada hari itu.
- c. Guru menyampaikan rencana pembelajaran yang akan datang.

H. Penilaian hasil belajar

Instrumen:

Instruksi dan informasi yang dijadikan pedoman untuk menciptakan teks narrative.

Pedoman penilaian:

Writing : 40%

Performance : 30%

Antusias : 30%

I. Sumber belajar

1. Buku bahasa inggris yang relevan
2. Papan tulis
3. Kamus

## RENCANA PELAKSANAAN PEMBELAJARAN

Nama sekolah : MADRASAH ALIYAH NEGERI 1 MAKASSAR  
Mata Pelajaran : Bahasa Inggris  
Kelas/Semester : X/1  
Materi pokok : Narrative  
Pertemuan : 5  
Alokasi Waktu : 2 x 45 menit

## A. Kompetensi Inti

KI 1 : Menghayati dan mengamalkan ajaran agama yang di anutnya.

KI 2 : Menghayati dan mengamalkan perilaku jujur, disiplin dan tanggung jawab, peduli (gotong royong, kerjasama, toleran,damai), santun, responsive dan pro-aktif dan menunjukkan sikap sebagai bagian dari solusi atas berbagai permasalahan dalam berinteraksi secara efektif dengan lingkungan social dan alam serta dalam menempatkan diri sebagai cerminan bangsa dalam pergaulan dunia.

KI 3 : Memahami, menerapkan,menganalisis pengetahuan factual, konseptual, procedural berdasarkan rasa I ingin tahunya tentang ilmu pengetahuan, teknolpgi, seni, budaya, dan humaniora dengan wawasan kemanusiaan, kebangsaan kenegaraan, dan peradaban terkait penyebab fenomena dan kejadian, serta menerapkan pengetahuan procedural pad bidang

kajian yang spesifik sesuai dengan bakat dan minatnya untuk menyelesaikan masalah.

KI 4 : Mengolah, menalar, dan menyaji dalam ranah konkret dan rana abstrak terkait dengan pengembangan dari yang dipelajarinya di sekolah secara mandiri, dan mampu menggunakan metode sesuai kaidah keilmuan.

KI 5 : Memahami makna teks tulis monolog yang berbentuk narrative secara akurat dan berterima dalam konteks kehidupan sehari-hari dan untuk mengakses ilmu pengetahuan.

#### B. Kompetensi dasar

KD 1 : Mensyukuri kesempatan dapat mempelajari bahasa Inggris sebagai bahasa pengantar komunikasi internasional yang diwujudkan dalam semangat belajar.

KD 2 : Menunjukkan perilaku tanggung jawab, peduli, kerjasama, dan cinta damai, dalam melaksanakan komunikasi fungsional.

KD 3 : Merespon makna dalam langkah retorika yang menggunakan ragam bahasa tulis secara akurat, lancar, dan berterima dalam konteks kehidupan dalam text berbentuk narrative.

#### C. Indikator Pencapaian Kompetensi

1. Siswa mampu memahami bacaan text narrative yang didengar atau dilihat dengan benar.
2. Siswa mampu membuat main mapping

D. Tujuan pembelajaran

Pada akhir pembelajaran diharapkan siswa dapat melakukan semua hal yang tersebut dalam indicator di atas.

E. Materi pembelajaran

Narrative text

F. Metode pembelajaran

Contextual Teaching and Learning.

G. Kegiatan pembelajaran

1. Pre activity (5 menit)

- a. Memeriksa daftar kehadiran siswa
- b. Menyampaikan tujuan pembelajaran
- c. Menyampaikan cakupan materi dan uraian kegiatan.

2. While Activity (80 menit)

- a. Eksplorasi

Siswa membaca dan memahami isi teks narrative yang diberikan.

- b. Elaborasi

1. Siswa dibagi menjadi 5 kelompok
2. Guru mengulang kembali:
  - a. penjelasan tentang generic structure (Orientation, complication, recitations)
  - b. penjelasan dan cara membuat main mapping
3. Siswa menganalisa generic structure dari narrative teks yang diberikan.
4. Guru meminta siswa untuk membuat main mapping dan menulis kembali dalam bentuk paragraf secara berkelompok.

c. Konfirmasi

1. Guru memberikan umpan balik positif dan penguatan terhadap keberhasilan siswa dalam mengerjakan tugas.
2. Guru menjadi narasumber dan fasilitator menjawab pertanyaan peserta didik dalam memahami teks
3. Guru memberi motivasi siswa untuk lebih aktif dalam pembelajaran berikutnya.

3. Post Activity (5 menit)

- a. Membuat kesimpulan tentang materi yang sudah dipelajari hari itu.
- b. Melakukan refleksi terhadap jalannya proses pembelajaran pada hari itu.
- c. Guru menyampaikan rencana pembelajaran yang akan datang.

H. Penilaian hasil belajar

Instrumen:

Instruksi dan informasi yang dijadikan pedoman untuk menciptakan teks narrative.

Pedoman penilaian:

Writing : 50%

Antusias : 30%

Kelompok : 20%

I. Sumber belajar

- a. Buku bahasa Inggris yang relevan
- b. Papan tulis
- c. Kamus.

**LESSON PLAN PRE TEST**

**Satuan Pendidikan** : MAN 1 MAKASSAR

**Mata Pelajaran** : Bahasa Inggris

**Kelas / Semester** : X /1

**Materi Pokok** : post test

**Pertemuan** : 6

**Alokasi Waktu** : 2 x 45 Menit

**D. Tujuan Pembelajaran**

1. Siswa dapat mengetahui text narrative.
2. Siswa dapat/mampu menulis text narrative dengan menggunakan main mapping.

**E. Langkah-langkah Pembelajaran**

1. Pesan & kesan (Peneliti /Guru & Siswa)
2. Guru menjelaskan
  - a. Guru memaparkan beberapa materi yang telah dipelajari pada pertemuan sebelumnya.
  - b. Guru meminta siswa untuk menulis text narrative yang diberikan dalam bentuk paragraph dengan menggunakan main mapping.
  - c. Guru memberikan siswa lembaran tes
  - d. Guru memberikan arahan kepada siswa untuk menulis nama, nis, dan No. urut pada lembar tes yang diberikan



e. Guru meminta siswa untuk mengerjakan tugas yang diberikan

### 3. Kegiatan siswa

Siswa mengerjakan tugas yang diberikan oleh peneliti secara individu sesuai dengan arahan peneliti.

### F. Evalusai

Lembar kerja siswa akan dikoreksi dengan menggunakan rubric penilaian.

Makassar, 2017

Mengetahui

Kepala MAN 1 Makassar

Guru Mata Pelajaran

Ramli Rasyid.S.Ag, M.Pd.I, M.Ed

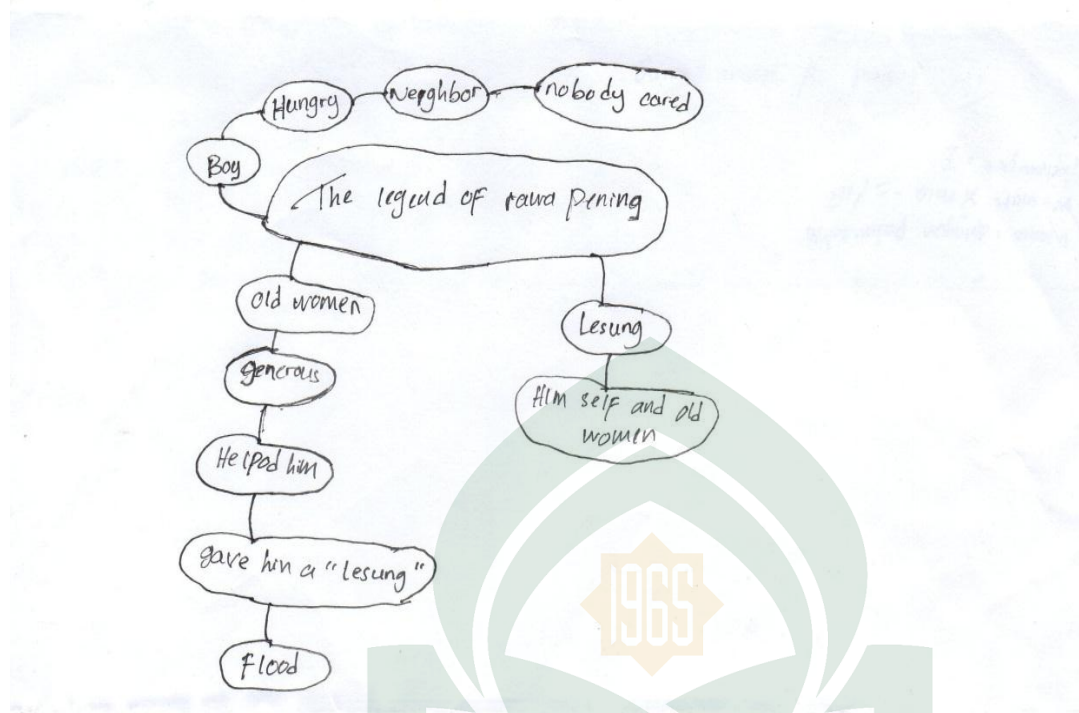
St Nursiah. AN. S. Ag

NIP. 197708112003121006

Nip.19731213199703003

ALAUDDIN  
M A K A S S A R

Appendix 3 : INSTRUMENT



nama: Rindra samudra arip

MAW 1 MAKASSAR

Once upon a time. There was a little poor boy came into a little village. He was very hungry and weak. He knocked at every door and asked for some food.

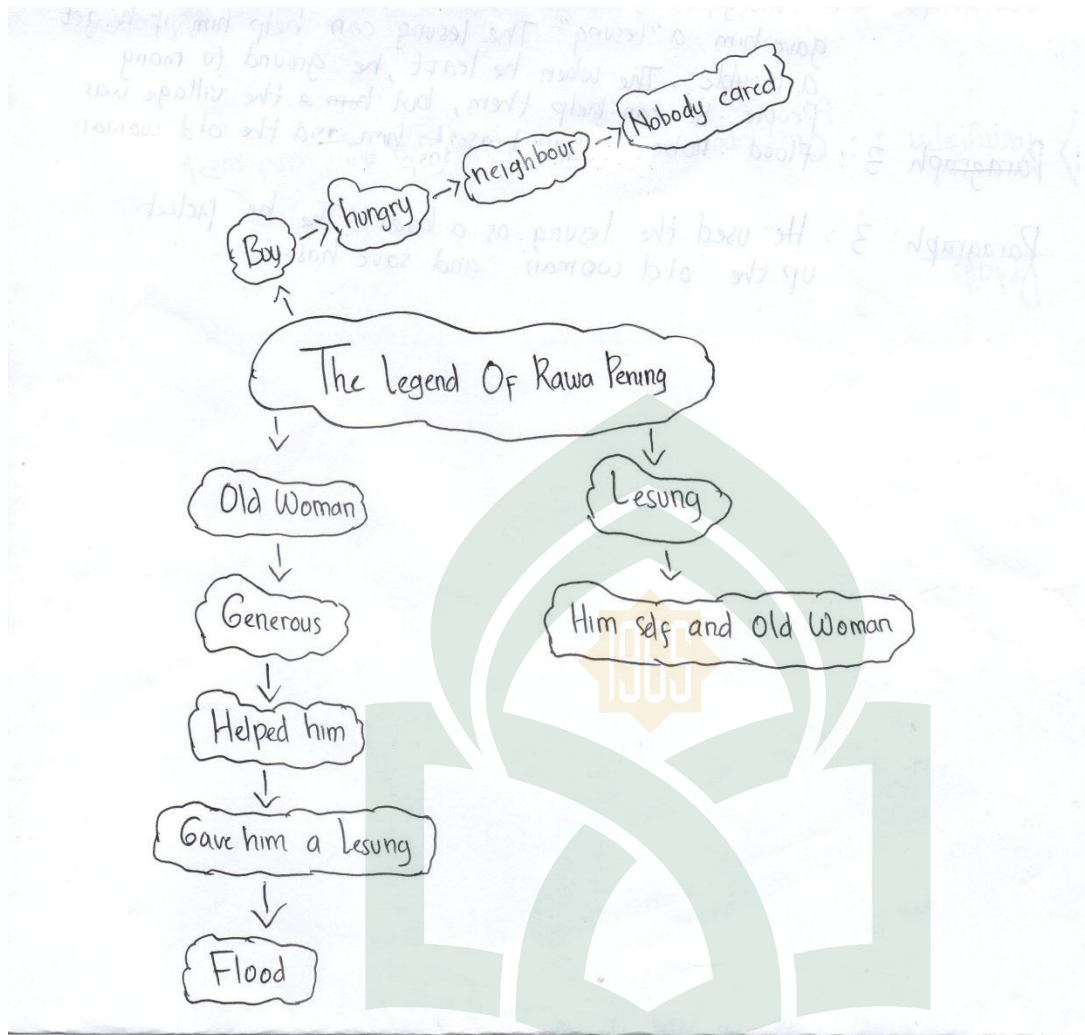
Finally, a generous woman helped him. She gave him shelter and a meal. The "lesung" was happy and thanked the old woman. The little boy continued his journey. While he was passing through the village, people challenged each other to pull out that stick. everybody tried, but nobody succeeded. "Can I try?" asked the little boy. The boy wanted to try his luck so he stepped forward and pulled ~~the~~ out the stick.

suddenly, from the hole left by stick, water spouted out. The whole village became a huge lake. It is now known as Tawa Pening lake in Salatiga, central java, Indonesia.

UNIVERSITAS ISLAM NEGERI

ALAUDDIN

M A K A S S A R



Nama = NHURUL MUTMAINNAH AMIR  
= 28

## THE LEGEND OF RAWA PENING

Once upon a time, there was a little poor boy came into a little village. He was very hungry and weak. He knocked at every door and asked for some food, but nobody cared about him. Nobody wanted to help the little boy.

~~Finally,~~

Finally, a generous woman helped him. She reminded him, "Please remember, if there is a flood you must save yourself. The boy came closer and saw a stick stuck in the ground. The crowd laughed mockingly. The boy wanted to try his luck so he stepped forward and pulled out the stick. He could do it very easily. Everybody was dumbfounded.

Suddenly, from the hole left by stick, water spouted out. It did not stop until it flooded the village. And no one was saved from the water except the little boy and the generous old woman who gave him shelter and meal. As she told him, he used the "lesung" as a boat and picked up the old woman. The whole village became a huge lake. It is now known as Rawa Pening Lake in Saratiga, Central Java, Indonesia.

UNIVERSITAS ISLAM NEGERI

ALAUDDIN  
M A K A S S A R

## ***Appendix V***

### *The mean score of the students test*

- a. The calculating of the mean score of pre test

$$X_1 = \frac{\sum X}{N} = \frac{684}{11} = 62.181$$

- b. The calculating of the mean score of post test

$$X_1 = \frac{\sum X}{N} = \frac{862}{11} = 78.363$$

- c. The mean score of the mean score of gain (D)

$$X = \frac{\sum D}{N} = \frac{178}{11} = 16.181$$

### *The standard deviation of pre test:*

$$SD = \sqrt{\frac{\sum X^2 - \frac{(\sum X)^2}{N}}{N-1}} = \sqrt{\frac{43.354 - \frac{684}{11}}{11-1}}$$

UNIVERSITAS ISLAM NEGERI

$$= \sqrt{\frac{43.354 - \frac{467.856}{11}}{10}}$$

ALAUDDIN

$$= \sqrt{\frac{43.354 - 42.532}{10}}$$

MAKASSAR

$$= \sqrt{\frac{822}{10}}$$

$$= \sqrt{82.2}$$

$$= 9.066$$

The standard deviation of Post test:

$$\begin{aligned} \text{SD} &= \sqrt{\frac{\sum X^2 - \frac{(\sum X)^2}{N}}{N-1}} = \sqrt{\frac{68.456 - \frac{862}{11}}{11-1}} \\ &= \sqrt{\frac{68.456 - \frac{743.044}{11}}{10}} \\ &= \sqrt{\frac{68.456 - 67.549}{10}} \\ &= \sqrt{\frac{907}{10}} \\ &= \sqrt{90.7} = 9.523 \end{aligned}$$

Calculating of t-test value:

$$\begin{aligned} T &= \frac{D}{\sqrt{\frac{\sum D^2 - \frac{(\sum D)^2}{N}}{N(n-1)}}} = \frac{178}{\sqrt{\frac{3.240 - \frac{(178)^2}{11}}{11(10)}}} \\ &= \frac{178}{\sqrt{\frac{3.240 - \frac{31.684}{11}}{11(10)}}} \end{aligned}$$

$$= \frac{178}{\sqrt{\frac{3.240 - 2.880}{110}}}$$

$$= \frac{178}{\sqrt{\frac{360}{110}}}$$

$$= \frac{178}{\sqrt{3.272}}$$

$$= \frac{178}{1.808}$$

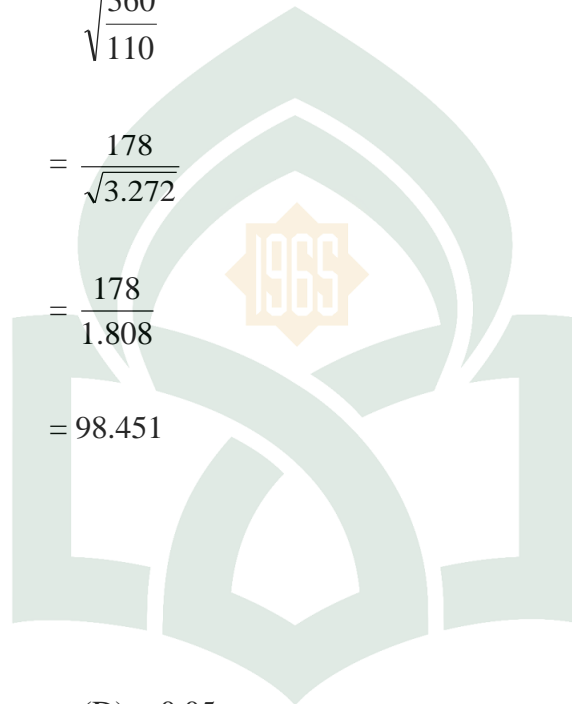
$$= 98.451$$

T-table

For level of significance (D) = 0.05

Degree of freedom (df) = (N-1) = 11- 1 = 10

t-table = 2.228



UNIVERSITAS ISLAM NEGERI

ALAUDDIN

M A K A S S A R



**Appendix 7**

Documentation X MIA 3





## CURICULUM VITAE



The writer, **SUKARNI** was born on January 01, 1996 in Bulukumba. She is the daughter of Puang Alimuddin and Puang Te'ne. She has one sister, Rakhmawati, S.Kep.,

The writer began her study in SDN 252 Sapiri, Bulukumba, South Sulawesi and graduated in 2007. She continued her study in SMPN 2 Kajang. She graduated in 2010. Then she continued her study in SMAN 5 Bulukumba graduated in 2013.

In 2013, she continued her study at State Islamic University of Alauddin Makassar. She was majoring in English Education Department in Tarbiyah and Teaching Science Faculty.

UNIVERSITAS ISLAM NEGERI  
**ALAUDDIN**  
M A K A S S A R