


**THE EFFECTIVENESS OF CONSTRUCTIVIST APPROACH TO
ENHANCE STUDENTS' READING COMPREHENSION OF
THE PROCEDURE TEXT AT TENTH GRADE OF
SENIOR HIGH SCHOOL 1 PITUMPANUA**



A Thesis

*Submitted in Partial Fulfillment of the Requirements for the Degree of
Sarjana Pendidikan (S.Pd) of English Education Department
Tarbiyah and Teaching Science Faculty
Alauddin State Islamic University of
Makassar*

UNIVERSITAS ISLAM NEGERI
By:
WAHYUNI
Reg. Number: 20400113128
M A K A S S A R

**ENGLISH EDUCATION DEPARTMENT
TARBIYAH AND TEACHING SCIENCE FACULTY
ALAUDDIN STATE ISLAMIC UNIVERSITY OF MAKASSAR**

PERNYATAAN KEASLIAN SKRIPSI

Mahasiswa yang bertanda tangan di bawah ini:

Nama : Wahyuni
Nim : 20400113128
Tempat/Tgl.Lahir : Lompokalola, 17 Desember 1995
Jur/Prodi/Konsentrasi : Pendidikan Bahasa Inggris
Fakultas/Program : Tarbiyah dan Keguruan
Alamat : Jl. Pelita Taborong
Judul : *"The Effectiveness of Constructivist Approach to Enhance Students' Reading Comprehension of the Procedure Text at Tenth Grade of senior High School 1 Pitumpanua"*

Dengan penuh kesadaran menyatakan bahwa skripsi ini benar hasil karya sendiri. Jika di kemudian hari skripsi ini terbukti merupakan duplikat, tiruan, atau dibuat orang lain secara keseluruhan atau sebagian, maka skripsi dan gelar yang diperoleh karenanya batal demi hukum.

UNIVERSITAS ISLAM NEGERI

Samata, 2 Oktober 2017

ALAUDDIN

Penulis,



M A K A S S A

Wahyuni
NIM. 20400113128

PERSETUJUAN PEMBIMBING

Pembimbing penulisan skripsi saudara, **Wahyuni Nim: 20400113128**, Mahasiswa Jurusan Pendidikan Bahasa Inggris pada Fakultas Tarbiyah dan Keguruan UIN Alauddin Makassar, setelah dengan seksama meneliti dan mengoreksi skripsi yang bersangkutan dengan judul *"The Effectiveness of Constructivist Approach to Enhance Students' Reading Comprehension of the Procedure Text at Tenth Grade of Senior High School 1 Pitumpanua"* memandang bahwa skripsi tersebut telah memenuhi syarat-syarat ilmiah dan dapat disetujui untuk diajukan ke sidang munaqasyah.

Demikian persetujuan ini diberikan untuk proses selanjutnya.


Samata, 8 November 2017

Pembimbing I



Dr. Kamsinah, M.Pd.I.
NIP. 196803281996032002

Pembimbing II



Indah Fadhilah Rahman, S.Pd.I., M.Hum.
NUPN. 9920100165

UNIVERSITAS ISLAM NEGERI
ALAUDDIN
M A K A S S A R

PENGESAHAN SKRIPSI

Skripsi yang berjudul, *"The Effectiveness of Constructivist Approach to Enhance Students' Reading Comprehension of the Procedure Text at Tenth Grade of Senior High School 1 Pitumpanua"*, yang disusun oleh Wahyuni Nim: 20400113128, mahasiswi jurusan Pendidikan Bahasa Inggris pada Fakultas Tarbiyah dan Keguruan UIN Alauddin Makassar, telah diuji dan dipertahankan dalam sidang munaqasyah yang diselenggarakan pada hari Kamis, tanggal 23 Nopember 2017 M, bertepatan dengan 4 Rabi'ul Awal 1439 H, dinyatakan telah dapat diterima sebagai salah satu syarat untuk memperoleh gelar Sarjana dalam Ilmu Tarbiyah dan Keguruan, Jurusan Pendidikan Bahasa Inggris (dengan beberapa perbaikan).

Samata-Gowa, 23 Nopember 2017 M
4 Rabi'ul Awal 1439 H

DEWAN PENGUJI

(SK. Dekan No. 2745 Tertanggal 23 Nopember 2017)

Ketua : Dr. Muljono Damopolii, M. Ag.,
Sekretaris : Dr. Hamka, M. Th. L.,
Munaqisy I : Sitti Nurpahmi, S. Pd., M. Pd.,
Munaqisy II : Dr. M. Rusdi T., M. Ag.,
Pembimbing I : Dr. Kamsinah, M. Pd. I.,
Pembimbing II : Indah Fadhilah Rahman, S. Pd. I., M. Hum.,

Diketahui oleh:
Dekan Fakultas Tarbiyah dan Keguruan
UIN Alauddin Makassar, 


Dr. H. Muhammad Amri, Lc., M. Ag.
NIP. 19730120 200312 1 001

ACKNOWLEDGEMENT



Alhamdulillah Rabbil 'Alamin, the researcher would like to praise and express her most profound gratitude to Allah S.W. T, for his blessing and mercies so that the researcher could start and finish writing this research report as who has given the blessing, health, power and inspiration. Salam and Sholawat are delivered to our beloved prophet Muhammad SAW who has brought the human being from the darkness into the lightness.

During the writing of this thesis, the researcher was assisted by a number of people. Especially, for my beloved parents, **Bahri Taking** and **Nurhaedah**. The researcher would express her deepest thanks to both of them, for their endless love, praying, support and motivation either morally or materially all the time for the researcher's successfulness. Thanks to beloved sister, **Ayu Wardani** for her prayer and support to the researcher in finishing her thesis. Unforgettable, the researcher's beloved husband, **Akka** for everything that he has given to the researcher, for love, pray, support, and sacrifices that has given since the researcher was studying at English Department of Tarbiyah and Teaching Science Faculty of Alauddin State Islamic University (UIN) Makassar until now.

Then, the researcher would like to express the great thanks and deepest appreciation for the following people who was involved in finishing this writing thesis without them, finishing this thesis would never be completed, they are:

1. **Prof. Dr. H. Musafir Pababbari, M.Si.**, as the Rector of UIN Alauddin Makassar. Thanks for advice during the researcher studied at the university.
2. **Dr. H. Muhammad Amri, Lc., M.Ag.**, as the Dean of Tarbiyah and Teaching Science Faculty of UIN Alauddin Makassar. Thank you very much for advice and motivation during the researcher as student in UIN Alauddin Makassar.
3. **Dr. Kamsinah, M.Pd.I., and Sitti Nurpahmi, S.Pd., M.Pd.**, as the Head and Secretary of English Education Department of Tarbiyah and Teaching Science Faculty of UIN Alauddin Makassar. Thanks for all of advice, guidance and motivation during the researcher as student in UIN Alauddin Makassar.
4. The most profound thanks go to the all lecturers of English Department and all staffs of Tarbiyah and Teaching Science Faculty for their help, support, and guidance during the researcher has been studying at Alauddin State Islamic University (UIN) of Makassar especially for **Dr. Kamsinah, M.Pd.I.**, as the first consultant and **Indah Fadhilah Rahman, S.Pd.I., M.Hum.**, as the second consultant who always give advice and guidance. The researcher believe that without them, the researcher would not finish her thesis.
5. The researcher especially thanks goes to the Headmaster of SMAN 1 Pitumpanua **Dra. Hj. St. Hafsa, M.M.**, and to the English Teacher of SMAN 1 Pitumpanua **Hartati, S. Pd.**, who have given her opportunity to conduct this research in SMAN 1 Pitumpanua and also all of the teachers in SMAN 1 Pitumpanua.

6. For the tenth grade students of SMAN 1 Pitumpanua especially **X.F** and **X.G** in academic year 2017/2018, the researcher would like to say many thanks for their cooperation and their participation during the completion this research.
7. The researcher would like to say great thanks to her beloved brothers and sisters in **English Education Department 2013**, especially for **PBI 7/8**, thanks for our friendship and togetherness.
8. Thanks for all of my beloved sisters, **Darti, Rahmawana, Hermiati, Mirnawati, Nurfaidah Lestari, Masniyah, and Kartika Sari**. Thanks for their prayers, motivation, togetherness, and countless material during her study.

Finally the researcher is sure that this thesis is still far from being perfect so the researcher sincerely appreciates the constructive criticism from the reader for improvement this thesis. To those who have given his suggestion and ideas, she expresses her thanks, may Almighty Allah SWT always blesses and guides us to the straightway. Amin.

Wassalamu Alaikum Warahmatullahi Wabarakatu.

Samata, 2 Oktober 2017

The researcher,

Wahyuni
NIM. 20400113128

LIST OF CONTENTS

	Page
TITLE PAGE	i
PERNYATAAN KEASLIAN SKRIPSI.....	ii
PERSETUJUAN PEMBIMBING	iii
PENGESAHAN SKRIPSI.....	iv
ACKNOWLEDGMENTS	v
LIST OF CONTENTS	viii
LIST OF TABLES	xi
LIST OF FIGURES	xii
LIST OF APPENDICES	xiii
ABSTRACT	xiv
CHAPTER I. INTRODUCTION.....	1-7
A. Background	1
B. Research Problem.....	4
C. Research Objective.....	5
D. Research Significance	5
E. Research Scope	6
F. Operational Definition of Terms	6
CHAPTER II. REVIEW OF RELATED LITERATURE.....	8-23
A. Previous Related Research Findings	8
B. Some Pertinent Ideas	10
1. Concept of Reading	10
a. Definition of Reading	10
b. Types of Reading.....	11
c. Kinds of Reading.....	12
d. Purpose of Reading.....	13

e. Reading Process.....	14
2. The Concept of Reading Comprehension.....	14
a. Definition of Comprehension.....	14
b. Definition of Reading Comprehension.....	14
c. The Process of Reading Comprehension.....	15
d. The Importance of Reading Comprehension.....	15
3. Concept of Procedure Text.....	16
a. Definition of Procedure Text.....	16
b. The Purposes of Procedure Text.....	16
c. The Components in Procedure Text.....	17
d. Examples of Procedure Text.....	17
e. The Steps of Procedure Text.....	17
4. Concept of Constructivist Approach.....	18
a. Definition of Constructivist Approach.....	18
b. Constructivist in Practice.....	18
c. Constructivist View of Learning.....	19
d. Constructivist View of Reading Foreign Language.....	20
e. The Advantages of Learning Constructivism.....	20
f. The Disadvantages of Learning Constructivism.....	21
C. Conceptual Framework.....	22
D. Hypothesis.....	23
CHAPTER III. RESEARCH METHOD.....	24-35
A. Research Method.....	24
1. Research Design.....	24
2. Research Variable.....	25
B. Population and Sample.....	26
1. Population.....	26
2. Sample.....	26
C. Research Instrument.....	27
D. Data Collecting Procedure.....	27

E. Data analysis technique	32
CHAPTER IV. FINDINGS AND DISCUSSIONS.....	36-43
A. Findings	36
B. Discussions	41
CHAPTER V. CONCLUSIONS AND SUGGESTIONS.....	44-45
A. Conclusions	44
B. Suggestions	45
BIBLIOGRAPHY	46
APPENDICES	49
CURRUCULUM VITAE	97



LIST OF TABLES

	Page
Table 4.1 Classification of frequency and percentage score of students' reading comprehension in experimental class (pre-test).....	35
Table 4.2 Classification of frequency and percentage score of students' reading comprehension in controlled class (pre-test)	36
Table 4.3 Classification of frequency and percentage score of students' reading comprehension in experimental class (post-test)	37
Table 4.4 Classification of frequency and percentage score of students' reading comprehension in controlled class (post-test).....	37
Table 4.5 The mean score and standard deviation of experimental class and controlled class in pre-test	38
Table 4.6 The mean score and standard deviation of experimental class and controlled class in post-test.....	38
Table 4.7 The result of t-test calculation	40

LIST OF FIGURES

	Page
Figure 2.1 The Schema of Conceptual Framework.....	22
Figure 3.1 Research Design	24



LIST OF APPENDICES

	Page
Appendix A Students' Attendance List	50
Appendix B Score of students' pre-test and post-test of Experimental Class (X.G)	52
Appendix C Score of students' pre-test and post-test of Controlled Class (X.F)	53
Appendix D The mean score of Experimental and Controlled Class	54
Appendix E Standard deviation of Experimental Class and Controlled Class.	55
Appendix F The Significance Different	59
Appendix G The Distribution of T-Table	61
Appendix H Lesson Plan	62
Appendix I Research Instrument	83
Appendix J Documentation	93

ABSTRACT

Title : *The Effectiveness of Constructivist Approach to Enhance Students' Reading Comprehension of the Procedure Text at Tenth Grade of Senior High School 1 Pitumpanua*

Researcher : Wahyuni

Reg. Number : 20400113128

Consultant I : Dr. Kamsinah, M. Pd. I.

Consultant II : Indah Fadhilah Rahman, S. Pd. I., M. Hum.

The objective of this research was “to examine the extent to which the Constructivist Approach was effective to enhance students’ reading comprehension in reading procedure text at tenth grade of Senior High School 1 Pitumpanua”. The students consisted of 60 students. Quasi Experimental Design was applied in this research with experimental class and controlled class. The instrument of this research was the reading text, test that consisted of 15 items.

The mean score of the students pre-test of experimental class was **51.16** and the mean score of the students’ pre-test of controlled class was **50.76**. The mean score of students’ post-test of experimental class was **82.23** and the mean score of students’ post-test of controlled class was **61.83**. It revealed that the mean of pre-test and post-test of experimental class and controlled class were different which obtained from the students. The students’ mean score of experimental class increased to **31.07** after giving treatment by using Constructivist Approach, and the mean score of controlled class also increased was **11.07**. Based on the data above it could be concluded that the students’ comprehension of experimental class in mastering reading material higher than controlled class.

To know whether the mean score of experimental class and controlled class was statistically different, the t-test applied with the level significance (**P**) = **0.05** and degree of freedom (**df**) = **n-2**, where **n** = **60**. The indicated that value of t-test was **8.42**. It was higher than the value of t-table was **2.009** with significant level (**P**) = **0.05** and (**df**) = **58**, then the value of t-table was **2.009** while the value of t-test (**8.42 > 2.009**). It meant that the Null hypothesis (H_0) was rejected and the Alternative hypothesis (H_A) was accepted. Based on the result, the researcher found that there was a significant difference between experimental class by using Constructivist Approach and controlled class by using Conventional Approach. Besides that, the students also were more active to find ideas and make decision, directly involved in building new knowledge, as well as very enjoyed in learning process.

CHAPTER I

INTRODUCTION

This chapter presents background, research problem, research objective, research significances, research scope, and operational definition of terms.

A. Background

The success of the students in language teaching and learning process at the schools are determined by reading ability. Most of the knowledge presented in written language form that requires the students to do reading activities in order to acquire knowledge. Therefore, learning to read has a very important position in education and teaching.

Carrillo (1976) states that reading is not ability that obtained automatically when we arrive at a certain chronological age. So, reading ability cannot be obtained naturally without a learning process that is the responsibility of the teacher. Thus, teachers are required to be able to assist students in developing reading ability. There a lot of information that can be obtained from reading. People who read a lot will get more knowledge than those who rarely or never read. Through that knowledge, people can share the information held to the other in verbal or written form. So in the other words, reading anyway can help someone to improve communication skills in another form. Besides, reading can be a good way to practice English in non-English speaking country and also a good way to discover new facts, and experiences (Mikulecky & Jeffries, 1996: 1-

2). From the statement, it can be said that reading is one important way to improve English language skills.

Unfortunately, the research of the Organization for Economic, Cooperation, and Development (OECD) which find that tenth graders in Indonesia have low reading performance (Grazella, 2011). Moreover, the teachers in teaching and learning English, especially in reading have problems and sometimes, they are difficult to solve that's problems. For example, the English teacher and their students in Senior High School 1 Pitumpanua.

Based on preliminary research observation, the researcher occasionally found some problems including: *The first*, the most common difficulties in learning English was the lack of the students' interest in learning because the methods applied by the teacher did not appeal to the students, which led to a lack of interaction in the classroom, learning environment unpleasant and ineffective. *The second*, the students were difficult to understand the text because in the text, there are a lot of difficult words. So, they would difficult to understand the text and the result, the learning process would be blocked. *The third*, the students did not have prior knowledge about the topic. The factors come from the strategy or approach that used by the teacher in teaching and learning process, which is the conventional one. The teaching activities only involve listening to teacher's explanation, making lists of difficult words, translating English text into first language, asking students to read loudly or silently, and getting students to answer questions which were related to the text. The teaching and learning process was

still traditional approach or teacher-centered. (Observation, Senior High School 1 Pitumpanua, August, 15th, 2016)

Due to the traditional approach the teacher seeks to transfer thoughts and meanings to the passive students without providing space for students to submit questions, independent thought or interaction between students (VAST, 1998). It can be said that traditional approach or teacher-centered may not be effective to construct understanding among students. While an effective language classroom requires meaningful use of the language in which the teaching material should be in connection with students' prior knowledge and interest (Brown, 2001: 56-57). This shows that the students' prior knowledge and interest will encourage the students to construct their knowledge back. Moreover, interactive and fun activities should be carried out in the language classroom to get the students' active participation in the process of learning to read.

Based on previous theories, it can be said that one to trigger students' success in reading comprehension is through Constructivist Approach. Constructivist Approach is considered appropriate by the teachers to develop the students' understanding in language teaching at the classroom. It proven by a research which investigates the use of Constructivist Approach is effective. A constructivist approach has not only been found to be effective in improving test scores, but also overall participation and retention of material. In Turkey, a qualitative study of reading activity through a Constructivist Approach (Altun & Buyukduman, 2007 in Mvududu & Burgess, 2012: 111) said that the students appeared to be more active on task during the classroom activity and they were

better able to connect their learning to previous knowledge by participating in group work.

Hoover (1996) expresses two important notions encompass the simple idea of constructed knowledge. The first notion is that students construct new understanding using what they already know. In other words, the students' prior knowledge influences their new knowledge. The second notion is that learning is not passive. Learners negotiate their understanding in light of what they encounter in the new learning situation. This experts' opinion supports the use of constructivist approach in teaching procedure text, as the focus of present study, because procedure text can be found in daily life, such as in making a bowl of noodle and creating social media. Thus, Constructivist Approach can be suitable and applicable to be used in teaching procedure text.

Based on the previous explanations above, the researcher excited to conduct an experimental research under the titled "*The Effectiveness of Constructivist Approach to Enhance Students' Reading Comprehension of the Procedure Text at Tenth Grade of Senior High School 1 Pitumpanua*".

B. Research Problem

Based on the previous background, the researcher formulated problem statement of this research as "To what extent was Constructivist Approach effective to enhance students' comprehension in reading procedure text at tenth grade of Senior High School 1 Pitumpanua?"

C. Research Objective

Based on the previous problem statement, the aimed of this experimental research was “To examine the extent to which the Constructivist Approach was effective to enhance students’ reading comprehension in reading procedure text at tenth grade of Senior High School 1 Pitumpanua”.

D. Research Significances

The output of this research was highly expected to provide significant contribution both theoretically and practically as follows:

1. Theoretical Significance

This research was expected to improve an innovative teaching approach that was used in English class in order to enhance students’ reading comprehension as well as to simulate their interest into the class. Thus, the researcher may use an approach in teaching and learning named Constructivist Approach to achieve those goals.

2. Practical Significances

Practically, it was expected to be valuable information and gave a meaningful contribution for students, teachers or lecturers, and schools.

First was *significance for the students*, the researcher expected all the students were able to understand reading text and share the information held to the other. Furthermore, this approach can involve the students’ interest in mastering the material because they work together and help one another during the class. Second was *significance for the teachers or lecturers*, this research expectably helped the teachers guiding the students in enhancing their students’ reading

comprehension especially in reading procedure text and their students' interest in learning. In addition, this research can be used as a reference for English teachers to develop their teaching skill. As the last, this research can also be useful and helpful for English teachers as of the sources in teaching English through constructivist classroom. Third was *significance for the school*, this research possibly supported the school to solve problems and to obtained educational purpose rapidly. As the result, the school will produce alumnae who creative and innovative in learning because they construct new understandings using prior knowledge.

E. Research Scope

The research focused on the use of Constructivist Approach in enhancing students' reading comprehension. Furthermore, the use of Constructivist Approach focused on procedure text in tenth grade of Senior High School. In addition, this research would be conducted in Senior High School 1 Pitumpanua

F. Operational Definition of Terms

These are a few operational definitions of important words in this research in order to avoid misunderstanding. They are:

1. Reading Comprehension

Reading is a mechanical process plus the acquisition of meaning or reading is a combination of mechanics, understanding, retention, and use (Carrillo, 1976: 2). Meanwhile, comprehension is ability to understand (Oxford, 2013). Based on the previous theories, the researcher concluded that reading comprehension means the process of understanding and interpreting information

from text in order to construct meaning. In addition, reading comprehension in this research means the students' ability to understand the text by used their prior knowledge.

2. Procedure Text

Procedure is usual or proper way of doing something while text is a main printed part of a book (Oxford, 2013). So the researcher concluded that procedure text is printed word that contain of a paper way of doing something. Moreover, procedure text in this research means the kind of text that is made to give information to the readers about how to make, how to use as well as how to do something.

3. Constructivist Approach

Constructivist is the adjective from the word 'construct' which is defined as to build something or put together different parts to form something whole (Cambridge University Press, 2008). Meanwhile, approach is defined as the act of coming nearer (Oxford, 2013). Constructivist Approach is an innovative teaching and learning approach which leads students to build their own understanding. In this approach, the teacher assists the students in developing new insights and connecting them with previous knowledge as well as work together in small groups to discover one or more solutions. So, this approach is very suitable with the procedure text.

CHAPTER II

REVIEW OF RELATED LITERATURE

This chapter presents previous related research findings, some pertinent ideas, conceptual framework, and hypothesis.

G. Previous Related Research Findings

Some of researchers had reported their research about reading comprehension and Constructivist Approach. Some of the findings of related research were presented in the following section.

According to Khalid & Azeem (2012: 176), who conducted an experimental research under the titled “*Constructivist Vs Traditional: Effective Instructional Approach in Teacher Education*” identifies that constructivist teaching method is far better as compared to traditional method. And proved that the students not only learnt better but also the rate of proficiency was higher. Constructivist group indicated a high level of satisfaction, and increased student participation was evident to any observer.

Yussof (2012: 151) in his quasi-experimental study under the titled “*Enhancing Reading Comprehension through Cognitive and Graphic Strategies: A Constructivist Approach*” concluded that every reading comprehension process highly demands the integration of readers’ ability, schemata, other self-characteristics, and strategized action to achieve goal. The implemented strategies and deep cognitive activities embedded in the process are thus able to increase the students’ reading comprehension performance. Through students’ self-exploration and teacher’s guiding role as the main elements in constructivism learning, this

study has proven that the graphic strategy, cognitive strategies and activities has resulted in enhancing the Reading Comprehension performance among the students studied.

In addition, Rahman (2015: 54) in her research under the titled "*The Implementation of Collaborative Strategy Reading (CSR) and its Effect on Students' Reading Comprehension*" she concluded that the implementation of CSR has a significant effect on students' reading proficiency in terms of content of the text: preview, click and clunk, get the gist and wrap up. The results of students' reading score from pre-test to post-test demonstrate a significant difference. It is found that sig. (2-tailed) is 0.000 lower than 0.05. The comparison of the students' reading proficiency outcome between the two groups ($8.592 > 2.024$) shows that the improvement is significant. The finding signifies that CSR is positively responded by the experimental class. The implementation of CSR increases students' reading proficiency.

Asmawati (2015: 76) in her research under the titled "*The Effectiveness of Skimming-Scanning Strategy in Improving Students' Reading Comprehension at the Second Grade of SMK Darussalam Makassar*" said that the result of the data analysis showed that t-test was higher than t-table ($6.373 > 2.000$) or P-value (Sig.) was smaller than alpha ($0.000 < 0.05$). It meant that mean score of the experimental group was higher than the control group.

Furthermore, Nursaida (2014: 44) in her thesis under the titled "*The Effectiveness of Using Herringbone Technique in Improving the Second Year Reading Comprehension at Junior High School 3 Bungoro*", she concluded that

using Herringbone Technique was effective to enhance the students' reading comprehension. This can be concluded from the increasing mean score from pre-test (58.27) to the post-test (74.72). Besides, teaching reading comprehension by using Herringbone Technique make the learning process more enjoyable and interesting.

Moreover, Anggraeni (2015: 61) in her thesis under the titled "*The Effectiveness of Using Chunking Strategy to Improve the Students' Reading Comprehension of the Second Year of SMP Negeri 2 Barombong*" concluded that chunking strategy was effective and good strategy to use in teaching reading comprehension because this strategy helps students understand and remember the information easily, encourage the students' motivation and involvement in the class, improve the students' achievement and could overcome the students' problem (lack of vocabulary and misunderstanding of words), and the students have a good attitude.

Based on the previous findings above, they have done research on reading comprehension in different technique or strategy and use different text. And in this research the researcher uses Constructivist Approach to enhance students' reading comprehension which focuses on the procedure text at Tenth Grade of Senior High School 1 Pitumpanua. By using this approach, the students are able be more active to solve problems, find ideas in learning process and directly they can share their previous knowledge with the other in group work. This case is appropriate with the opinion of Altun & Buyukduman, 2007 in Mvdudu & Burgerss, 2012: 111 that reading activity through a Constructivist Approach will

make the students appeared to be more active on task during the classroom activity and they better able to connect their learning to previous knowledge by participating in group work.

H. *Some Pertinent Ideas*

1. Concept of Reading

a. Definition of Reading

Reading is a fluent process of readers considering information represented in a text and their prior knowledge to understand the text (Nunan, 2003). It means that, in reading process, the readers not only depend on the information drawn from the text, but also the readers construct their prior knowledge to fully comprehend the text.

Reading is one of four basic skills that are taught to the junior and senior high school students. This skill was as important as the other language skills. But, in developing reading skills, what must teachers teach? Opinions among educators and psychologists differ as to what should be included in the definition of reading.

Carrillo (1976: 2) summarized opinions in three categories:

- 1) Reading is purely a mechanical process. Advocates of this narrow view mark progress in reading skill by (a) a reader's accuracy in recognizing words and in attacking words that are not known; (b) the amount of print recognized at each fixation of the eyes; (c) the rate of recognition of words and phrases; and (d) rhythmic progress along the line of print and an easy return sweep to the next line.

- 2) Reading is a mechanical process plus the acquisition of meaning. Advocates of this broader view hold that in addition to acquiring efficiency in the mechanical aspects given above, the reader must fuse the meanings represented by the printed word into a chain of related ideas.
- 3) Reading is a combination of mechanics, understanding, retention, and use.

b. Types of Reading

Nasr (1984: 78) classifies reading into three types. They are oral reading, silent reading and efficient reading as follows:

1) Oral Reading

In oral reading, a reader vocalizes the printed words one by one. Thus a reader who does oral reading must have good pronunciation.

2) Silent Reading

Silent reading does not mean that a reader reads without sound. Silent reading is the activity we normally engage in when we read books, newspaper, road signs, etc. reader may sound in respond to words but there is no need say each word. A teacher, in silent reading only says the word in this mind. Thus the main aim in silent reading is understand without any references to pronunciation, stress or intonation.

3) Efficient Reading

Efficient reading includes both intensives and extensive reading. Intensive reading refers to the work done by the students in class. A student may extensive reading when he is studying for examination. Besides they should be encouraged to read intensively at home. The students do

extensive reading or the purpose of and to remember details for examination but for getting general.

c. Kinds of Reading

Sani (2015: 271-273) classifies reading into five kinds of reading, namely, reading aloud, Sustained Silent Reading (SSR), shared reading, guided reading, and independent reading.

1) Reading Aloud

Reading aloud is reading a textbook or storybook done by teachers and learners. Reading is done aloud and correct intonation. This activity can enrich vocabulary, to help improve reading comprehension, and the growing interest of learners.

2) Sustained Silent Reading (SSR)

Sustained Silent Reading is an activity of silent reading done by students. Learners are given the opportunity to choose their own books or materials that want to read.

3) Shared Reading

Shared reading is a shared reading activity between teachers and learners with reading the same book or text. This activity can be done in several ways, as: 1) teachers read and learners follow, 2) reading teacher and students listened and viewed readings on the book, 3) the learners take turn to read.

4) Guided Reading

Guided reading focuses on reading comprehension. All students are assigned to read and discuss the same book or text. Teacher provides questions to be answered by learners critically based on the text read.

5) Independent Reading

Independent reading is reading activities that provide opportunities for learners to determine themselves the text you want read. Learners are responsible for the chosen passage, and the teacher's role turned into an observer, facilitator, and provide a response.

d. Purpose of Reading

Harmer (1991: 182) divides the purpose of reading into two general purposes. The first, reading for pleasure. People reading the material is interesting, such as comics, novels or magazines. The second, reading for usefulness of the text. People read because they need the information contained in the text, such as book, encyclopedia, and so on.

e. Reading Process

Wiryojono (1989: 10-11) put forward some stages of reading processes as follows: 1) Perception, the perception here indicates the ability to read words as significant units. 2) Comprehension, the comprehension refers to the ability to make the author's or writer's word conducive to useful through as read in context. 3) Reaction, the reaction is the action that requires consideration in connection with what has been said by the author or writer. 4) Integration, the integration reveals to the ability to comprehend or understand

the concept towards the experiences background of the writer that can be useful as a part of the reader's experiences.

2. Concept of reading comprehension

a. Definition of comprehension

Comprehension is the essence of reading and the active process of constructing meaning from text (Durkin, 1993: 22). Furthermore, comprehension is a process by which the reader constructs meaning by interacting with the text (Cooper, 1986 in Faisal, 2013: 18). So the researcher can conclude that comprehension is ability to understand the text.

b. Definition of reading comprehension

Reading comprehension means the process of understanding and interpreting information from text in order to construct meaning (Novotny, 2011: 5). Furthermore, reading comprehension has been defined as an interpretation of written symbols, the apprehending of meaning, the assimilation of ideas presented by the written, and the process of thinking while deciphering symbols (Singer, 1985 in Anggraeni, 2015). In the other words, reading comprehension is ability of understanding and interpreting information in text correctly.

c. The Process of Reading Comprehension

Davied and Whitney in Hamid (2011: 16) states there are three vital processes involved in reading comprehension, as follows:

- 1) Previewing – scanning, searching, reading bits (heading, illustrations, paragraphs openers) and setting up some expectation.

- 2) Predicting: making guesses which are informed these expectation, knowledge of the subject, the writer, the type or time of writing, of the likely concepts, contents or conventions.
- 3) Checking: confirming, enhancing or extending predictions or pre-knowledge by using features within the text or resources outside it.

d. The importance of reading comprehension

The goal of reading is comprehension. Readers' ability to understand the authors' message is influenced by their background knowledge. It is stated by Burnes and Page that comprehension is the process where background knowledge or the word knowledge of the reader interacts with the message encoded in the text to generate an understanding of an authors' message. In addition, Reading comprehension is a multi-component, highly complex process that involves many interactions between readers and what they bring to the text (previous knowledge, strategy use) as well as variables related to the text itself (interest in text, understanding of text types). It means that the primary activity of reading is to comprehend what the text is about. It is because they do not know the exact meaning of the words that the writer uses. That is why, reading comprehension section always be given along with vocabulary section.

3. Concept of procedure text

a. Definition of procedure text

Procedure is usual or proper way of doing something while text is a main printed part of a book (Oxford, 2013). While simply can be said that text is the various forms of expression of communication, which can be written,

speech, picture, or symbol that all of it was made to share information to the others (Pardiyono, 2016: 2).

Thus, according to Anderson & Kathy (1998: 2), a piece of text that tells the reader or listener how to do something. Moreover, procedure text is kind of text that is made to give information to the readers about how to make something or do something until finish (Pardiyono, 2016: 39). In simple words, procedure text is text of direction.

b. The Purposes of Procedure Text

The purpose of procedure text is to provide sequenced information or directions so that people can successfully perform activities in safe, efficient, and appropriate ways (Anderson & Kathy, 1998: 2). In addition, the purpose of procedure text for the readers to get information about how the steps in accomplish a job.

c. The Components in Procedure Text

The components in procedure text there are two, which are: *the first*, identification: tells about topics of activity or job that will be finished. May consist of a single sentence, or more, or a short paragraph. *The second*, description of the steps to accomplices a job: explaining the sequence in completing the work. May consists of a short paragraph or several paragraphs as needed (Pardiyono, 2016: 16).

d. Examples of Procedure Text

This text easily found in the environment around us. In daily life, we often find this type of text. If we shop at the supermarket, we will find that

every product we buy certainly have direction of how to use it. Products shampoo, hair oil, perfume, and various cosmetic products are always accompanied by text instructions of how to use it. Similarly, the instant food products were also included instructions on how to text processing. Such text is the simplest example as examples of procedure text.

e. The Steps of Procedure Text

The features of procedure text are the use of the imperative sentence with the sequence of steps did the job. When we buy a new phone, we will get a booklet containing the text description of the product, and also the procedure text that instructs how to operate.

As a prelude, procedure text may begin with a statement of purpose, which is a sentence or short paragraph stating a purpose; that is about instructions on doing what you want to be informed. Then, the text followed by *description of the steps*, which explains the steps that must be done.

That steps can be expressed using ordinal numbers: 1, 2, 3, etc. or cardinal numbers: first, second, third,....., or sequence markers: first, next, then, after that, and then, next. Sentences in the instructions made in the form of imperative sentences. However, it is possible if it is done using declarative sentences.

4. Concept of Constructivist Approach

a. Definition of Constructivist Approach

Constructivist is the adjective from the word 'construct' which is defined as to build something or put together different part to form something

whole (Cambridge University Press, 2008). Meanwhile, approach is defined as the act of coming nearer (Oxford University Press, 2013). Therefore, Constructivist Approach means the act of getting nearer to achieve something by putting together some parts.

b. Constructivist in Practice

Mvududu and Thiel-Burgess (2012) states that constructivism is widely touted as an approach to probe for children's level of understanding and to show that understanding can increase and change to higher level thinking. Thus, Amineh & Asl (2015) stated that constructivism refers to how of learning and thinking. Constructivism describes the way that the students can make sense of the material and also how the materials can be taught effectively. So, in the other words, constructivism as an educational theory in mind, the teachers should first consider their students' knowledge and allow them to put that knowledge in to practice.

c. Constructivist view of Learning

Due to complexities and diversity of perspective on constructivism, Hoover (1996) introduces a common set of principles that can be operationalized. Two important notions encompass the simple idea of constructed knowledge. *The first* is that learners construct new understanding using what they already know. In other words, the learners' prior knowledge influences their new knowledge.

The second notion is that learning is active rather than passive. Learners negotiate their understanding in light of what they encounter in the

new learning situation. If what learners encounter is inconsistent with their current understanding, their understanding can change to accommodate new experience. Learners remain active throughout this process.

Twomey Fosnot in Amineh & Asl (2015: 11) defines constructivism according to four principles:

- 1) Learning depends on what individuals already know,
- 2) New ideas occur as individuals adapt and change their old ideas,
- 3) Learning involves inventing ideas rather than mechanically accumulating a series of facts,
- 4) Meaningful learning occurs through rethinking old ideas and coming to new conclusions about new ideas which conflict with our old ideas.

d. Constructivist view of Reading as Foreign language

Wilson (2007: 52) states that the Constructivist view of reading has many implications for language teachers. *The first*, we need to stop teaching reading by simply practicing reading, and to focus on assisting students to extend their capacity to read constructively. *The second*, we need to escape from teaching reading through the kind of disembodied texts which are so common in EFL classroom. These disembodied texts have no context, no particular relevance to students or their broader learning purposes. *The third*, we need to ensure that we, as teachers, are not reading on behalf of the students in our reading classes, our pre-reading, while-reading and post-reading exercises can sometimes provide so much support that the students do not

really have to read text at all! Instead we need to empower students to choose what and how to read in ways which suit their own needs and purposes.

e. The Advantages of Learning Constructivism

Sani (2015: 22) states that there are several advantages of learning constructivism as follows:

- 1) Learners are directly involved in building new knowledge, they will better understand and apply it,
- 2) Learners are actively thinking to solve problems, find ideas and make decisions,
- 3) In addition, students are involved directly and actively studied so as to bind the concept is longer.

Calia Roberts (2001) stated that there are some advantages to constructivism teaching. This approach of teaching is effective for students who learn better in a hands-on environment and helps students to better relate the information learned in the classroom to their lives. The constructivism curriculum also caters to the students' prior knowledge, encourages teachers to spend more time on the students' favorite topics and allows teachers to focus on important and relevant information. In a constructivism classroom, students often work in groups. This helps students learn social skills, support each other's learning process and value each other's opinion and input.

f. The Disadvantages of Learning Constructivism

Calia Roberts (2001) stated that there are also some disadvantages to constructivism teaching. The training necessary for constructive teaching is

extensive and often requires costly long-term professional development. This may be unreasonable for school budgets as well as disruptive to the students' learning. With an average number of students in one classroom, teachers are unable to customize the curriculum to each student, as their prior knowledge will vary. The constructivism curriculum also eliminates standardized testing and grades. This eliminates grade-centered goals and rewards as well as the comparisons of student statewide or district-specific progress.

I. *Conceptual Framework*

The researcher focuses on reading comprehension of procedure text by implementation of Constructivist Approach. However, there are two classes which are divided into experimental class and controlled class. The conceptual framework of this research is presented as follows.

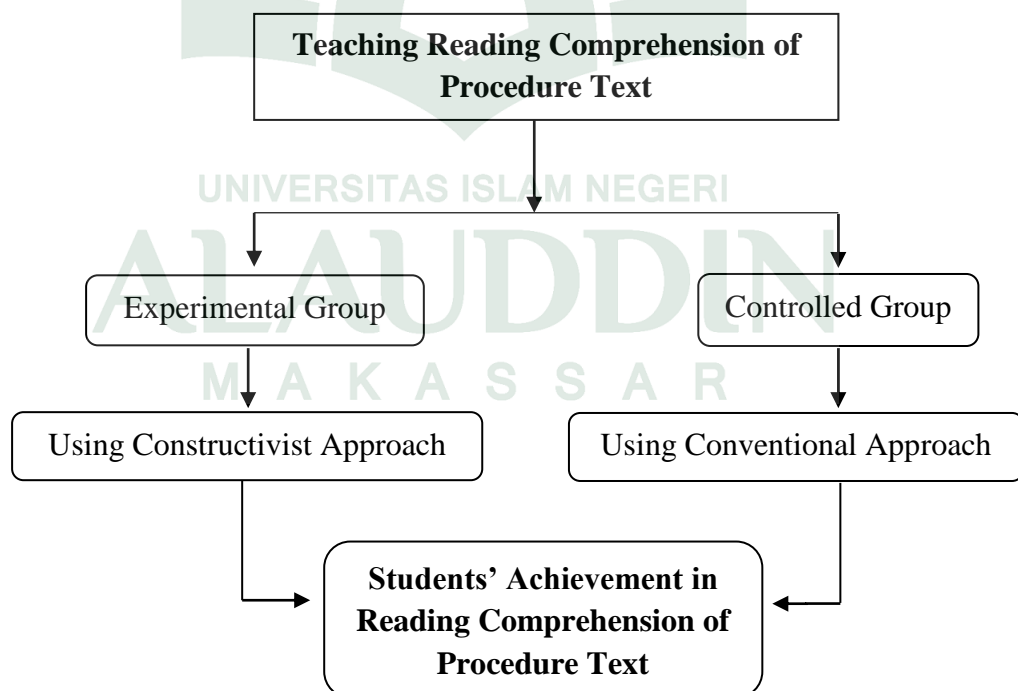


Figure 2.1 The Schema of Conceptual Framework

The schema in the previous page can be described as follows:

One of the factors that influence the students' interest in reading and students' reading comprehension is about the strategy or approach that used in learning process. In this case, the researcher compared between the students' achievement of experimental class using Constructivist Approach and controlled class using Conventional Approach whether Constructivist Approach can effective to enhance students' reading comprehension of procedure text in the experimental class. Conventional Approach which use in the controlled class here is the approach where the learning process focuses on the teacher (teacher centered). In this approach, the teacher explains the material and then asks the students to do exercises, translate the text, then asks the students to ask some question related to the topic, as well as explain about some difficult words.

J. Hypothesis

1. The alternative Hypothesis (H_a)

The use of Constructivist Approach is effective to enhance students' comprehension in reading procedure text at tenth grade of Senior High School 1 Pitumpanua.

2. The null Hypothesis (H_0)

The use of Constructivist Approach is not effective to enhance students' comprehension in reading procedure text at tenth grade of Senior High School 1 Pitumpanua.

CHAPTER III

RESEARCH METHOD

This chapter presents research method, population and sample, research instrument, data collecting procedures and data analysis techniques.

A. *Research method*

1. Research Design

The design of this research was quasi-experimental research exactly Non-equivalent group design Quasi Experimental research is defined as experimental design which is conducted as if it is look like the real situation (Nunan, 1991: 105). In this case, the researcher wanted to know the significant effect of Constructivist Approach to enhance students' reading comprehension of the procedure text.

In this experimental design, both of groups were given the pre-test to find out the students' prior knowledge. After that, experimental group was given a treatment by using Constructivist Approach while controlled group was given a treatment by using Conventional Approach. The researcher taught by using approach as the teacher used. Then, both of groups were given post-test to find out whether or not that approach can enhance the students' reading comprehension of procedure text. The research design formulated as in the next page.

The design was as follow:

Experimental Group:	O₁	X	O₂
Controlled Group:	O₃		O₄

Figure 3.1 Research design

Where:

O₁ = pre-test for experimental group

O₂ = post-test for experimental group

O₃ = pre-test for controlled group

O₄ = post-test for controlled group

X = treatment

(Sugiyono, 2014: 79)

2. Research Variable

According to Arikunto (2013) the kinds of variable that correlated with the research design consist of two variables: independent and dependent variable.

a. Independent Variable

Independent variable is a variable that influenced another variable to achieve what the researcher's expect. In this research, the independent variable was *"The Effectiveness of Constructivist Approach"*.

b. Dependent Variable

Dependent variable is the result that expected through implement of the independent variable. The dependent variable that observed in this research was *"The Students' Reading Comprehension of the Procedure Text"*.

B. Population and Sample

1. Population

Population is all members of the research subject (Arikunto, 2006: 130). Population is all individuals from whom the data are collected. The population of this research took from the tenth grade students of Senior High School 1 Pitumpanua in academic year 2016/2017. The population consisted of 9 classes, which were X. Excellent, X.A, X.B, X.C, X.D, X.E, X.F, X.G, X.H, and each class consisted of 30 students. So the total numbers of population were 270 students.

2. Sample

Sample is a part of representative populations which is investigated (Arikunto, 2006:131). The technique sampling that was used in this research is purposive sampling. According to Arikunto, purposive sampling is a technique of taking samples not based on random, regional or strata, but rather based on the existence of considerations that focus on a particular goal. In this case, the researcher took two classes as sample and divided into two groups, experimental class and controlled class. The researcher took X.F consisted of 30 students as experimental class and X.G consisted of 30 students as the controlled class because based on the previous observation by the researcher and based on suggestion from the teacher that the capabilities of population were in the same level and the students' abilities of these two classes were homogeneous. This case is supported by the opinion that we may conduct research samples when subjects in the population are truly homogeneous (Arikunto, 2006: 133)

C. Research Instrument

The instrument that was used by the researcher in this research was reading test. The test consisted of pre-test and post-test. In this research, the researcher used multiple choices that consisted of 15 numbers. The instruments measured students' reading comprehension of procedure text in both experimental class and controlled class. The function of pre-test was to measure students' initial comprehension of reading procedure text before using Constructivist Approach and the function of post-test was to see whether or not there was an enhancement on students' comprehension of procedure text after using Constructivist Approach. The research instrument was showed in *Appendix I in page 83*.

D. Data Collecting Procedure

1. Pre-test

Before coming to the treatment, pre-test was given to the students both experimental class and controlled class to measure the initial of students' reading comprehension of procedure text. The pre-test was showed in *Appendix I in page 83*. The pre-test was conducted on August 8, 2017 for experimental class at 11.45 – 13.15 a.m. and for controlled class at 7.30 – 9.00 a.m.

2. Treatment

After giving pre-test, the researcher was conducted the treatment by using Constructivist Approach in the experimental class on the other hand the Conventional Approach carried out in the controlled class. It was aimed at finding out whether there was or not a significant difference between students' scores which were given Constructivist Approach and students' scores which were given

Conventional Approach. The activities of treatment were started on August 9, 2017 until August 29, 2017. The treatment was given for six meetings and it took 2 X 45 minutes for each meeting. The procedure of treatment and teaching schedule of experimental class and controlled class were presented as follows:

a. Experimental Class

The procedure of treatment in experimental class by using Constructivist Approach, as follows:

1. The researcher acted as the teacher and used Constructivist Approach in learning process.
2. The researcher gave clues about the material that was taught.
3. For example, how to make rice fried. So the first, the researcher showed pictures of two famous chefs in Indonesia.
4. The researcher asked some questions in relation to the chefs, such as: “Who are they?”, “What do they do?”, “What will you read if you want to cook delicious food like the chefs?”
5. The students’ respond, such as: “They are chef Juna and chef Marinka”, “They cooked delicious food”, “look for in the internet”.
6. After reminded students to their prior knowledge, the researcher divided the students into six groups. Every group consisted of five students and in which there was one high achiever in each group.
7. After divide the students, the researcher gave paper text to every group which has same topic that was different for every meeting.

8. When students work together to finish their test, the researcher took the role as the guide on side to control the students' participation and to guide the students to use their experiences and prior knowledge.
9. The students used their prior knowledge to finish the test. Then they tried to remember the ingredients of the food and the way to cook it.
10. The students tried to understand the text with combined between their prior knowledge and some word that they understand.
11. After each group finished their test, the researcher took their paper and gave that paper to the other group.
12. So, every group checked the paper of the other group. After that they gave score on the paper.
13. The last, the students return the paper test to the researcher.

The teaching schedule in experimental class by using Constructivist Approach, as follows:

1. The first meeting on August 9, 2017 at 11.45 – 13.15 a.m., the material that given was about *procedure text (definition of procedure text, generic structure, and example)*. The material was showed in *Appendix H in page 62*.
2. The second meeting on August 15, 2017 at 11.45 – 13.15 a.m., the material that given was *How to Make Omelet*. The material was showed in *Appendix H in page 63*.

3. The third meeting on August 16, 2017 at 11.45 – 13.15 a.m., the material that given was *How to Create Account of Facebook*. The material was showed in *Appendix H in page 66*.
4. The fourth meeting on August 22, 2017 at 11.45 – 13.15 a.m., the material that given was *How to Operate Computer*. The material was showed in *Appendix H in page 70*.
5. The fifth treatment on August 23, 2017 at 11.45 – 13.15 a.m., the material that given was *Loop the Loop Paper Plane*. The material was showed in *Appendix H in page 72*.
6. The sixth meeting on August 29, 2017 at 11.45 – 13.15 a.m., the material that given was *Loop the Loop Paper Plane (Practice)*. The material was showed in *Appendix H in page 76*.

b. Controlled Class

The procedure of treatment in controlled class by Conventional Approach, as follows:

1. The researcher acted as the teacher and used Conventional Approach in learning process.
2. The researcher asked the students about the material that would be taught.
3. The researcher asked the students to count from one until five to make groups where every group consisted of five students.
4. After that, every students sit with their group.
5. The researcher gave paper text to every group, asked them to translate the text and answer the questions.

6. While the students do their text, the researcher asked them to ask if there words that they did not know what the meaning of.
7. After each group finished their test, the researcher took their paper and gave that paper to the other group.
8. So, every group checked the paper of the other group. After that they gave score on the paper.
9. The last, the students return the paper test to the researcher.

The teaching schedule in controlled class by using Constructivist Approach, as follows:

1. The first meeting on August 9, 2017 at 9.45 – 11.15 a.m., the material that given was about *procedure text (definition of procedure text, generic structure, and example)*. The material was showed in *Appendix H in page 62*.
2. The second meeting on August 15, 2017 at 7.30 – 9.00 a.m., the material that given was *How to Make Omelet*. The material was showed in *Appendix H in page 63*.
3. The third meeting on August 16, 2017 at 9.45 – 11.15 a.m., the material that given was *How to Create Account of Facebook*. The material was showed in *Appendix H in page 66*.
4. The fourth meeting on August 22, 2017 at 7.30 – 9.00 a.m., the material that given was *How to Operate Computer*. The material was showed in *Appendix H in page 70*.

5. The fifth treatment on August 23, 2017 at 9.45 – 11.15 a.m., the material that given was *Loop the Loop Paper Plane*. The material was showed in *Appendix H in page 72*.
7. The sixth meeting on August 29, 2017 at 7.30 – 9.00 a.m., the material that given was *Loop the Loop Paper Plane (Practice)*. The material was showed in *Appendix H in page 76*.

3. Post-test

In the end, the researcher gave post-test to both groups experimental and controlled group. The function of post-test was to investigate the effectiveness of Constructivist Approach in teaching reading of the procedure text. The post-test was showed in *Appendix I in page 88*. The post-test was conducted on August 30, 2017 for experimental class at 11.45 – 13.15 a.m. and for controlled class at 9.45 – 11.15 a.m.

E. *Data Analysis Technique*

The data were obtained through pre-test and post-test. The researcher used the procedures as follows:

1. Scoring the students' answer on pre-test and post-test by using the following formula :

$$P = \frac{F}{N} \times 100 \%$$

Where:

P : Percentage

F : Frequency of wrong answer

N : Number of sample

(Bluman, 2004: 68)

2. Finding out the mean score of the students' answer:

$$\bar{X} = \frac{\sum X}{N}$$

Where:

\bar{X} : Mean score

$\sum X$: Sum of all score

N : Total number of subject

(Gay, 2006: 320)

3. Classifying the score answer by using scoring rubric:

	Scale	Classification
A	90-100	Excellent
B	80- 89	Good
C	70- 79	Adequate
D	60- 69	Inadequate/unsatisfactory
E	Bellow 60	Failing/unacceptable

Brown (2004)

4. Finding out the standard deviation by applying this formula:

$$SD = \sqrt{\frac{SS}{N}}, \text{ where } SS = \sum X^2 - \frac{(\sum X)^2}{n_1}$$

Where:

SD : Standard deviation

SS : The sum of square

N : Total number of the subjects

$\sum X^2$: The sum of all square; each score is squared and all the squares are added up

$(\sum X)^2$: The square of the sum; all the scores are added up and the sum is square, total

(Gay, 2006: 321)

5. The formula used in finding out the difference between students' score in pre-test and post-test:

$$t = \frac{\bar{x}_1 - \bar{x}_2}{\sqrt{\left(\frac{SS_1 + SS_2}{n_1 + n_2 - 2}\right) \left(\frac{1}{n_1} + \frac{1}{n_2}\right)}}$$

Where:

t : Test of significance

\bar{x}_1 : Mean score of experimental group

\bar{x}_2 : Mean score of controlled group

SS_1 : Sum square of experimental group

SS_2 : Sum square of controlled group

n_1 : Number of students of experimental group

n_2 : Number of students of controlled group

(Gay, 2006: 346)

6. The result of the t test will be compared with t table to answer hypothesis:

$t \text{ table} < t \text{ test} = \text{Effective}$

$t \text{ table} > t \text{ test} = \text{Not effective}$

(Gay, 2006: 34)

CHAPTER IV

FINDING AND DISCUSSION

This chapter consists of two items, the findings of the research and the discussion of the research findings. In finding item, the researcher shows all of the data which were collected during the research. While in the discussion item, the researcher analyzed all of the data in finding item.

A. Findings

1. The classification of students' pre-test score scores in experimental class and controlled class

The following table shows the classification of frequency and percentage the score of students' reading comprehension of the procedure text at tenth grade of Senior High School 1 Pitumpanua in pre-test of experimental class and controlled class.

Table. 4.1

Classification of frequency and percentage score of students' reading comprehension in experimental class (pre-test)

No	Classification	Score	Frequency	Percentage
1	<i>Excellent</i>	<i>90-100</i>	<i>0</i>	<i>0%</i>
2	<i>Good</i>	<i>80-89</i>	<i>2</i>	<i>6.7%</i>
3	<i>Adequate</i>	<i>70-79</i>	<i>3</i>	<i>10%</i>
4	<i>Inadequate/unsatisfactory</i>	<i>60-69</i>	<i>6</i>	<i>20%</i>
5	<i>Failing/unacceptable</i>	<i>Bellow 60</i>	<i>19</i>	<i>63.3%</i>
Total			30	100%

The *Table 4.1* indicated that there are 19 (63.3%) students got failing/unacceptable score, 6 (20%) students got inadequate/satisfactory score, 3 (10%) students got adequate score, 2 (6.7%) students got good score, 0 (0%) student got excellent score.

Table. 4.2
Classification of frequency and percentage score of students' reading comprehension in controlled class (pre-test)

No	Classification	Score	Frequency	Percentage
1	<i>Excellent</i>	90-100	0	0%
2	<i>Good</i>	80-89	1	3.3%
3	<i>Adequate</i>	70-79	1	3.3%
4	<i>Inadequate/unsatisfactory</i>	60-69	6	20%
5	<i>Failing/unacceptable</i>	<i>Bellow 60</i>	22	73.4%
Total			30	100%

The *Table 4.2* indicated that there are 22 (73.4%) students got failing/unacceptable score, 6 (20%) students got inadequate/satisfactory score, 1 (3.3%) students got adequate score, 1 (3.3%) students got good score, 0 (0%) student got excellent score.

2. The classification of students' post-test scores in experimental class and controlled class

The table in the next page shows the classification of frequency and percentage the score of students' reading comprehension of the procedure text at tenth grade of Senior High School 1 Pitumpanua in post-test of experimental class and controlled class.

Table. 4.3
Classification of frequency and percentage score of students' reading comprehension in experimental class (post-test)

No	Classification	Score	Frequency	Percentage
1	<i>Excellent</i>	90-100	5	16.7%
2	<i>Good</i>	80-89	15	50%
3	<i>Adequate</i>	70-79	10	33.3%
4	<i>Inadequate/unsatisfactory</i>	60-69	0	0%
5	<i>Failing/unacceptable</i>	<i>Bellow 60</i>	0	0%
Total			30	100%

The Table 4.3 indicated that there are 5 (16.7%) students got excellent score, 15 (50%) students got good score, 10 (33.3%) students got adequate score, 0 (0%) student got inadequate/satisfactory score, 0 (0%) student got failing/unacceptable score.

Table. 4.4
Classification of frequency and percentage score of students' reading comprehension in controlled class (post-test)

No	Classification	Score	Frequency	Percentage
1	<i>Excellent</i>	90-100	0	0%
2	<i>Good</i>	80-89	1	3.3%
3	<i>Adequate</i>	70-79	7	23.3%
4	<i>Inadequate/unsatisfactory</i>	60-69	14	46.7%
5	<i>Failing/unacceptable</i>	<i>Bellow 60</i>	8	26.7%
Total			30	100%

The *Table 4.4* indicated that there are 8 (26.7%) students got failing/unacceptable score, 14 (46.7%) students got inadequate/satisfactory score, 7 (23.3%) students got adequate score, 1 (3.3%) students got good score, 0 (0%) student got excellent score.

3. The Mean Score and Standard Deviation of Experimental Class and Controlled Class

After calculating the result of the students score, the mean scores and the standard deviation for both classes can be presented by the following table.

Table 4.5
The mean score and standard deviation of experimental class and controlled class in pre-test

Class	Mean Score	Standard Deviation
Experimental	51.16	17.64
Controlled	50.76	12.87

The mean score of the students pre-test of experimental class which was showed from the *Table 4.5* was 51.16 with standard deviation was 17.64. The mean score of the students' pre-test of controlled class which was showed from the table was 50.76 with standard deviation was 12.87.

Table 4.6
The mean score and standard deviation of experimental class and controlled class in post-test

Class	Mean Score	Standard Deviation
Experimental	82.23	7.46
Controlled	61.83	11.87

The mean score of students' post-test of experimental class which was showed from the *Table 4.6* was 82.23 with standard deviation was 7.46. The mean score of students' post-test of controlled class which is showed from the table is 61.83 with standard deviation is 11.87. It revealed that the mean score and standard deviation of pre-test and post-test of experimental class and controlled class were different which obtained from the students.

The students' mean score of experimental class increased to 31.07 after giving treatment by using Constructivist Approach, and the mean score of controlled class just increased to 11.07 after giving treatment by using Conventional Approach. Based on the data above it could be concluded that the students' comprehension of experimental class in mastering reading material higher than controlled class.

4. Hypothesis Testing the Difference Significant Between the Experimental and Controlled Class

Although, the mean score increased after treatment but the hypothesis in *Chapter II page 23* must be tested again with statistical calculation. The statements of the hypothesis are:

(H1) : The Use of Constructivist Approach is effective to enhance student' comprehension in reading procedure text. The statistical formula is:

$$H1 = \bar{X}1 - \bar{X}2 > 0 \text{ or } \bar{X}1 > \bar{X}2.$$

(Ho) : The Use of Constructivist Approach is not effective to enhance student' comprehension in reading procedure text. The statistical

$$\text{formula is: } Ho = \bar{X}1 - \bar{X}2 = 0 \text{ or } \bar{X}1 = \bar{X}2.$$

To know whether the mean score of experimental class and controlled class is statistically different, the t-test applied with the level significance (P) =

0.05 and degree of freedom (df) = n-2, where n = 58, and the total observations are 60 students. The result of t-test after calculation can be seen in the table in next page.

Table 4.7
The Result of t-test Calculation

Variable	t-test Value	t-table Value
$\bar{X}_1 - \bar{X}_2$	8.42	2.009

The *Table 4.7* indicated that value of t-test was 8.42 it was higher than the value of t-table was 2.009 with significant level (P) = 0.05 and (df) = 58, then the value of t-table was 2.009 while the value of t-test ($8.42 > 2.009$). It means that the Null hypothesis (Ho) was rejected and the Alternative hypothesis (Ha) was accepted.

B. Discussion

As it was stated in the *Chapter II page 21*, Sani (2015: 22) stated that there are several advantages of Constructivist Approach in learning, which are: 1) learners are directly involved in building new knowledge, they will better understand and apply it, 2) learners are actively thinking to solve problem, find ideas and make decisions, 3) students are involved directly and actively studied so as to bind the concept is longer. From that statement, the researcher conclude that Constructivist Approach is an approach which is very helpful in teaching English especially reading procedure text, Constructivist Approach can help the students to better relate the information learned in the classroom with their prior

knowledge moreover the students also enjoy the learning process and the students are not bore as long as learning English.

The analysis of the mean score gap in the post-test between the experimental class and the controlled class in this research ensures if the approach used was effective. The mean score in experimental class of the students' pre-test was 51.16 that is classified as a failing/unacceptable score and post-test was 82.23 that is classified as a good score. The mean score in controlled class of the students' pre-test was 50.76 that is classified as a failing/unacceptable score and post-test was 61.83 that is classified as inadequate/unsatisfactory score. The gap of the students' score of the experimental and controlled class is 20.4. The explanation of the gap between the two classes indicates that the experimental class shows high enhancement than the controlled class.

To sum up, based on the result of this research, which shows the students' scores are much higher after the treatment in experimental class using Constructivist Approach. The use of Constructivist Approach is effective toward the students' reading comprehension of the procedure text. This is surely enhanced the students' reading comprehension.

Constructivist teaching method is far better as compere to traditional method. It proved by the previous research, according to Khalid & Azeem (2012: 176), who conducted an experimental research under the titled "*Constructivist Vs Traditional: Effective Instructional Approach in Teacher Education*" identifies that constructivist teaching method is far better as compared to traditional method. And proved that the students not only learnt better but also the rate of proficiency

was higher. Constructivist group indicated a high level of satisfaction, and increased student participation was evident to any observer.

The use of Constructivist Approach in this research applied in reading comprehension and focus on procedure text. The students' score after treatment in teaching reading comprehension of the procedure text through Constructivist Approach was better than before the treatment was given to the students. The students were also very interested and enjoyed in learning process, work together with others to solve the problem in the text. It can be concluded that tenth grade of Senior High School 1 Pitumpanua has good achievement after learning reading by using Constructivist Approach. In the other words we can concluded that the use of Constructivist Approach is effective to enhance students' reading comprehension of the procedure text at tenth grade of Senior High School 1 Pitumpanua.

The previous findings above is appropriate with the opinion of Calia Roberts (2001) stated that there are some advantages to constructivism teaching. This approach of teaching is effective for students who learn better in a hands-on environment and helps students to better relate the information learned in the classroom to their lives. The constructivism curriculum also caters to the students' prior knowledge, encourages teachers to spend more time on the students' favorite topics and allows teachers to focus on important and relevant information. In a constructivism classroom, students often work in groups. This helps students learn social skills, support each other's learning process and value each other's opinion and input.

CHAPTER V

CONCLUSION AND SUGGESTION

This chapter consists of two sections. The first section deals with the conclusion and the second one deals with suggestion.

A. Conclusion

Constructivist Approach can enhance the students' reading comprehension of procedure text. The students' score in reading test before treating Constructivist Approach is low. It is different from the students' mastery after using Constructivist Approach in learning reading. It can be found in the post-test. The score is higher than the pre-test. Using Constructivist Approach in learning activity contributed to the students' mastery in reading of procedure text. It can enhance the student's reading comprehension of the procedure text. Besides that, this approach also makes the students more active, very enjoy, as well as can study to work together with others.

It was proved by the t-test value (8.42) was greater than the t-table value (2.009). Accordingly, Constructivist Approach can increase the students' reading comprehension of the procedure text. It can be concluded that using Constructivist Approach is effective toward the students' reading comprehension of the procedure text at the tenth grade of Senior High School 1 Pitumpanua.

B. Suggestions

The researcher presents some suggestions, which are: *first*, the researcher suggests the teacher to make the learning and teaching reading more interest and useful for students. So that way, the researcher suggest the teacher to choose Constructivist Approach to make their students more interest to learn the material. *Second*, the English teacher should be more creative to choose strategy/approach in teaching reading, arrange the learning environment and become the best facilitator in learning situation, so that is why the students will be more interested and motivated to study English. *Third*, the English teacher should apply this approach as a way to improve the students' reading comprehension especially reading of procedure text and also all students are involved in learning process to catch their attention. *Fourth*, the English teacher should know the students' difficulties in reading and help them to solve and get out from their difficulties. *Fifth*, students should respect teachers and fully pay attention to the lessons to support learning processes running well.

Finally, the researcher realize that this thesis still far from perfect, so the researcher really hopes this thesis can give a meaningful contribution for the English teacher as well as students and further the researcher.

BIBLIOGRAPHY

- Arikunto, Suharsimi. *Procedur Penelitian Suatu Pendekatan Praktek*. Jakarta: PT. Rineka Cipta. 2006.
- Arikunto, Suharsimi. *Prosedur Penelitian; Suatu Pendekatan Praktek*. Jakarta: PT. Rineka Cipta. 2013.
- Amineh, J. Roya & Asl, D. Hanieh. Review of Constructivism and Social Constructivism. *Journal of Social Sciences, Litarature and Language*, vol. 1 no. 1 (April 2015). <http://www.google.com/> <https://www.google.com/search?q=Review+of+Constructivism+and+Social+Constructivism.+Journal+of+Social+Science%2C+Literature+and+Language&ie=utf-8&oe=utf-8&client=firefox-b> (Accessed on July, 24th 2016)
- Anderson, Mark and Anderson. Kathy. *Text Type in English*. 3rd edition; South Yarra: Macmillan Education Australia PTY LTD. 1998.
- Anggraeni, Rini. "The Effectiveness of Using Chunking Strategy to Improve Students' Reading Comprehension at the Second Year of SMP Negeri 2 Barombong". *Thesis*. Makassar: Alauddin State Islamic University of Makassar. 2015.
- Asmawati, A. The Effectiveness of Skimming-Scanning Strategy in Improving Students' Reading Comprehension at the Second Grade of SMK Darussalam Makassar. *Journal*, vol. 1 no. 1 (June 2015). (Accssed on July, 24th 2016)
- Bluman, Allan G. *Elementary Statistic: A step by step Approach*. New York: the McGraw-Hill Companies, inc, 2004.
- Brown, H. D. *Teaching by Principles: An interactive approach to language pedagogy*. 2nd ed; New Delhi: Houghton Mifflin Company. 2001.
- Brown, Douglas H. *Language Assessment; Principles and Classroom Practice*. United States of America: Pearson Education, Inc. 2004.
- Carrillo, Lawrence W. *Teaching Reading: A Handbook*. United States of America: St. Martin's Press. 1976.
- Dictionary*. Cambridge University Press. 2008.
- Dictionary*. Oxford University Press. 2013.
- Durkin, D. *Teaching them to read*. 6th ed. Boston: Allyn & Bacon. 1993.
- Faisal, Ahmad. "The Effect of Online Text English Material to Improve Students' Reading Comprehension Ability at the Second Year Students of SMP Negeri 1 Polombangkeng Utara". *Thesis*. Makassar: Alauddin State Islamic University of Makassar. 2015.

- Gay, L. R. *Education Research: Competencies for analysis and Application*. 2nd ed. London: A. Bell & Howel Company. 2006.
- Grazella, M. "Indonesian Youths Show Poor Reading Performance (OECD). Jakarta: Jakarta Post. 2011.
- Harmer, Jeremy, *The Practice of English Language Teaching*, Essex: Longman. 1991.
- Hamid, Abdul Waris. *Teaching Reading Comprehension and Extensive Reading*. 1st ed.; Makasar: Alauddin University Press. 2011.
- Hoover, W. A. The practice implications of constructivism. *SEDLetter*. vol. 9 no. 3. 1996 (see at July, 24th 2016)
- Khalid, A & Azeem, M. "Constructivist Vs Traditional: Effective Instructional Approach in Teacher Education", *International Journal of Humanities and Social Science*, vol. 2 no.5 (Mach 2012). <https://www.google.com/search?q=Constructivist+Vs+Traditional%3A+Effective+Instructional+Approach+in+Teacher+Education%E2%80%9D%2C+International+Journal+of+Humanities+and+Social+Science%2C&ie=utf-8&oe=utf-8&client=firefox-b-ab> (Accessed on July, 24th 2016)
- Mikulecky, B. S., & Jeffries, L. *More reading power*. USA: Addison Wesley Publishing Company, Inc. 1996.
- Mvududu, N & Thiel-Burgess, J. Constructivist in Practice: The Case for English Language Learners. *International Journal of Education*, vol. 4, no. 3 (September 2012). <http://dx.doi.org/10.5296/ije.v4i3.2223>. 2012 (see at July, 24th 2016)
- Nasr. *How to Teach Reading*. California: Addison Wesley Publishing. 1984.
- Novotny, G. R. Kathryn. "Reading Comprehension in Secondary Classroom". *Thesis*. Minnesota: Minnesota State University Mankato. 2011.
- Nunan, Daniel. *Language Teaching Methodology: A Textbook for Teachers*. London: Prentice-Hall International (UK) Ltd. 1991.
- Nunan, Daniel. The impact of English as a global language on educational policies and practices in the Asia Pacific region. *TESOL Quarterly*, 37,4, Winter. London: Prentice-Hall International (UK) Ltd. 2003.
- Nursaida, "The Effectiveness of Using Herringbone Technique in Improving the Second Year Reading Comprehension at Junior High School 3 Bungoro". *Thesis*. Makassar: Alauddin State Islamic University of Makassar. 2014.
- Pardiyono. *Genre: Mastering English Through Context*. 1st edition; Yogyakarta: ANDI Publisher. 2016.

- Rahman, Indah Fadhilah. The Implementation of Collaborative Strategy Reading (CSR) and its Effects on Students' Reading Comprehension. *Journal*, vol. 1 no. 1 (June 2015). (Accessed on July, 24th 2016)
- Roberts, Calia. "Advantages & Disadvantages of Constructivism in Teaching" *Leaf Group Ltd.* (2001) <http://classroom.synonym.com/advantages-disadvantages-constructivism-teaching-8634178.html> (Accessed on October, 19th 2017)
- Sani, Ridwan Abdullah. *Inovasi pembelajaran*. 3rd edition; Jakarta: PT Sawo Raya. 2015.
- Sugiyono. *Metode penelitian kuantitatif dan kualitatif dan R & D*. Bandung: Penerbit Alfabeta. Bandung. 2014.
- Virginia Association of Science Teachers (VAST). "What is constructivism and what does it mean for science educators? Current Topics in Science Education", *International Journal of Science Education*. (1998) http://www.pen.k12.va.us/Antology/Pav/Va_Assoc_Sci/construct2.html (Accessed on July, 24th 2016).
- Wilson, Kate, "A Social Constructivist Approach to Teaching Reading: Turning The Rhetoric into Reality", *CELEA Journal (Bimonthly)*, vol. 30 no. 1 (February, 2007). https://www.researchgate.net/publication/242593238_A_Social_Constructivist_Approach_to_Teaching_Reading_Turning_the_rhetoric_into_reality (Accessed on Mach, 7th 2017).
- Wirdyodijono, Suwarsono. *Membaca: Strategi Pendidikan dan Tekniknya*. 1st ed.; Jakarta Depdikbud. 1989.
- Yussof, Yusfarina Mohd. "Enhancing Reading Comprehension through Cognitive and Graphic Strategies: A Constructivist Approach", *Thesis*. Malaysia: Faculty of Educational Studies University Putra Malaysia. 2012.



APPENDIX A
Students' Attendance List
SMAN 1 Pitumpanua
(Experimental Class X.G)

NO	STUDENT'S NAME	1	2	3	4	5	6	7	8
1	Agam Asmara	√	√	√	√	√	√	√	√
2	Agung Sutriawan	√	√	√	√	√	√	√	√
3	Ahmad Dani	√	√	√	√	√	√	√	√
4	Ahmad Fauzi	√	√	√	√	√	√	√	√
5	Amriadi	√	√	√	√	√	√	√	√
6	Andi Syahran	√	√	√	√	√	√	√	√
7	Ayu Sartika	√	√	√	√	√	√	√	√
8	Azalia Zalzabila	√	√	√	√	√	√	√	√
9	Dandi	√	i	√	√	√	√	√	√
10	Deni Saputra	√	√	√	√	i	√	√	√
11	Dian Safitri	√	√	√	√	√	√	√	√
12	Dwi Ananda	√	√	√	√	√	√	√	√
13	Eka	√	√	√	√	√	√	√	√
14	Erwin	√	√	√	√	√	√	√	√
15	Fikram	√	√	√	√	√	√	√	√
16	Harjun Saputra	√	√	√	√	√	√	√	√
17	Muh. Adriawan	√	√	√	√	√	√	√	√
18	Muh. Kurniawan Rezki	√	i	√	√	√	√	√	√
19	Muhammad Rijal	√	√	√	√	√	√	√	√
20	Nanda Detriana	√	√	√	√	√	√	√	√
21	Nidar	√	√	√	√	√	√	√	√
22	Nurhikma	√	√	√	√	√	√	√	√
23	Nurul Asrida Azis	√	√	√	√	√	√	√	√
24	Rifka Yunita Srivo	√	√	√	√	√	√	√	√
25	Ririn Yusriani	√	√	√	√	√	√	√	√
26	Riyan Hendrawan	√	√	√	√	√	√	√	√
27	Sandra Sri Wahyuni	√	√	√	√	s	√	√	√
28	Suci Ramdani	√	√	√	√	√	√	√	√
29	Vrika Wahyuni	√	√	√	√	√	√	√	√
30	Yusmainna	√	√	√	√	√	√	√	√

The researcher,

WAHYUNI
20400113128

Students' Attendance List
SMAN 1 Pitumpanua
(Controlled Class X.F)

NO	STUDENT'S NAME	1	2	3	4	5	6	7	8
1	Ainun Husna	√	√	√	√	√	√	√	√
2	Alfandi Irianto	√	√	√	√	√	√	√	√
3	Andi Aso Faturahman	√	√	√	√	√	√	√	√
4	Anisa Yuni Rahmasari	√	√	√	√	√	√	√	√
5	Ardiansyah	√	√	√	√	√	√	s	√
6	Cece Ariawan	√	√	√	√	√	√	√	√
7	Devi Juhrianti Sapitri	√	√	√	√	√	√	√	√
8	Firda	√	√	√	√	√	√	√	√
9	Firmansyah	√	√	√	√	√	√	√	√
10	Haekal	√	√	√	√	√	√	√	√
11	Haswin	√	√	√	√	√	√	√	√
12	Helwanda	√	√	√	√	√	√	√	√
13	Muh. Agung Jabir	√	√	√	√	√	√	√	√
14	Muh. Akbar	√	i	i	√	√	√	√	√
15	Muh. Gunawan	√	√	√	√	√	√	√	√
16	Muh. Khaerul Fajran	√	√	√	√	√	√	√	√
17	Muh. Muhizar Nugraha	√	√	√	√	√	√	√	√
18	Muh. Ridwan	√	√	√	√	√	√	√	√
19	Nur Sema	√	√	√	√	√	√	√	√
20	Nurainandiyah	√	√	√	√	√	√	√	√
21	Rafli Febriandi	√	√	√	√	√	√	√	√
22	Rahma Nangsah Mal	√	√	√	√	√	√	√	√
23	Rahmayanti	√	√	√	√	√	√	√	√
24	Rudi Rahmat	√	√	√	√	√	√	√	√
25	Sarmila	√	√	√	√	√	√	√	√
26	Sri Devi Tasari	√	√	√	√	√	√	√	√
27	Sri Wahyuni	√	√	√	√	√	s	√	√
28	Taufiqurrahman Syam	√	√	√	√	√	√	√	√
29	Winda	√	√	√	√	√	√	√	√
30	Yurdatin Aliah	√	√	√	√	√	√	√	√

The researcher,

WAHYUNI
20400113128

APPENDIX B

Score of students' pre-test and post-test of the Experimental Class (X.G)

No	Experimental Class	Pre-test X_1	X_1^2	Post-test X_2	X_2^2
1	Agam Asmara	73	5329	86	7396
2	Agung Sutriawan	33	1089	73	5329
3	Ahmad Dani	33	1089	86	7396
4	Ahmad Fauzi	53	2809	86	7396
5	Amriadi	20	400	73	5329
6	Andi Syahrhan	33	1089	86	7396
7	Ayu Sartika	46	2116	73	5329
8	Azalia Zalzabila	86	7396	93	8649
9	Dandi	33	1089	73	5329
10	Deni Saputra	40	1600	93	8649
11	Dian Safitri	66	4356	86	7396
12	Dwi Ananda	60	3600	93	8649
13	Eka	53	2809	86	7396
14	Erwin	46	2116	86	7396
15	Fikram	46	2116	86	7396
16	Harjun Saputra	46	2116	73	5329
17	Muh. Kurniawan	66	4356	93	8649
18	Muh. Adriawan	33	1089	73	5329
19	Muhammad Rijal	20	400	73	5329
20	Nanda Detriana	66	4356	86	7396
21	Nidar	40	1600	93	8649
22	Nurhikma	73	5329	80	6400
23	Nurul Asrida Aziz	53	2809	73	5329
24	Rifka Yunita Srifo	66	4356	80	6400
25	Ririn Yusriani	46	2116	73	5329
26	Riyan Hendrawan	40	1600	86	7396
27	Sandra Sri Wahyuni	73	5329	86	7396
28	Suci Ramdani	46	2116	80	6400
29	Vrika Wahyuni	60	3600	73	5329
30	Yusmainna	86	7396	86	7396
Total		1535	87571	2467	204487
Mean Score		51.16	2,919.03	82.23	6,816.23

APPENDIX C

Score of students' pre-test and post-test of the Controlled Class (X.F)

No	Control Class	Pre-test X_1	X_1^2	Post-test X_2	X_2^2
1	Ainun Husna	53	2809	66	4356
2	Alfandi Irianto	33	1089	73	5329
3	Andi Aso Faturahman	33	1089	60	3600
4	Anisa Yuni Rahmasari	73	5329	60	3600
5	Ardiansyah	53	2809	73	5329
6	Cece Ariawan	60	3600	86	7396
7	Devi Juhrianti Sapitri	60	3600	60	3600
8	Firda	53	2809	53	2809
9	Firmansyah	60	3600	66	4356
10	Haekal	33	1089	66	4356
11	Haswin	53	2809	73	5329
12	Helwanda	60	3600	73	5329
13	Muh. Agung Jabir	53	2809	60	3600
14	Muh. Akbar	33	1089	66	4356
15	Muh. Gunawan	53	2809	66	4356
16	Muh. Khaerul Fajran	33	1089	46	2116
17	Muh. Muhizar Nugraha	53	2809	73	5329
18	Muh. Ridwan	46	2116	73	5329
19	Nur Sema	53	2809	60	3600
20	Nurainandiyah	86	7396	66	4356
21	Rafli Febriandi	53	2809	46	2116
22	Rahma Nangsah Mal	66	4356	73	5329
23	Rahmayanti	40	1600	33	1089
24	Rudi Rahmat	53	2809	66	4356
25	Sarmila	46	2116	60	3600
26	Sri Devi Tasari	46	2116	53	2809
27	Sri Wahyuni	40	1600	53	2809
28	Taufiqqurrahman Syam	46	2116	53	2809
29	Winda	20	1089	33	1089
30	Yurdatin Aliah	66	4356	66	4356
Total		1523	82125	1855	118793
Mean Score		50.76	2,737.5	61.83	3,959.76

APPENDIX D

The mean score of experimental and controlled class

1. Mean Score of the Experimental Class

a. Pre-test

$$\begin{aligned}\bar{X}_1 &= \frac{\sum X}{N} \\ &= \frac{1535}{30} \\ &= 51.16\end{aligned}$$

b. Post-test

$$\begin{aligned}\bar{X}_2 &= \frac{\sum X}{N} \\ &= \frac{2467}{30} \\ &= 82.23\end{aligned}$$

2. Mean Score of the Controlled Class

a. Pre-test

$$\begin{aligned}\bar{X}_1 &= \frac{\sum X}{N} \\ &= \frac{1523}{30} \\ &= 50.76\end{aligned}$$

b. Post-test

$$\begin{aligned}\bar{X}_2 &= \frac{\sum X}{N} \\ &= \frac{1855}{30} \\ &= 61.83\end{aligned}$$

APPENDIX E

Standard deviation of Experimental Class and Controlled Class

1. Experimental Class

a. Pre-test

$$SD = \sqrt{\frac{SS_1}{n-1}}$$

Where,

$$SS_1 = \sum X_1^2 - \frac{(\sum X_1)^2}{n} \quad SD = \sqrt{\frac{SS_1}{n-1}}$$

$$SS_1 = 87571 - \frac{(1535)^2}{30} \quad SD = \sqrt{\frac{9030.17}{30-1}}$$

$$SS_1 = 87571 - \frac{2356225}{30} \quad SD = \sqrt{\frac{9030.17}{29}}$$

$$SS_1 = 87571 - 78540.83 \quad SD = \sqrt{311.38}$$

$$SS_1 = 9030.17 \quad SD = 17.64$$

b. Post-test

$$SD = \sqrt{\frac{SS_1}{n-1}}$$

Where,

$$SS_1 = \sum X_1^2 - \frac{(\sum X_1)^2}{n} \quad SD = \sqrt{\frac{SS_1}{n-1}}$$

$$SS_1 = 204487 - \frac{(2467)^2}{30} \quad SD = \sqrt{\frac{1617.37}{30-1}}$$

$$SS_1 = 204487 - \frac{6086089}{30} \quad SD = \sqrt{\frac{1617.37}{29}}$$

$$SS_1 = 204487 - 202869.63 \quad SD = \sqrt{55.77}$$

$$SS_1 = 1617.37 \quad SD = 7.46$$

2. Controlled Class

a. Pre-Test

$$SD = \sqrt{\frac{SS_1}{n-1}}$$

Where,

$$SS_1 = \sum X_1^2 - \frac{(\sum X_1)^2}{n} \quad SD = \sqrt{\frac{SS_1}{n-1}}$$

$$SS_1 = 82125 - \frac{(1523)^2}{30} \quad SD = \sqrt{\frac{4807.37}{30-1}}$$

$$SS_1 = 82125 - \frac{2319529}{30} \quad SD = \sqrt{\frac{4807.37}{29}}$$

$$SS_1 = 82125 - 77317.63 \quad SD = \sqrt{165.77}$$

$$SS_1 = 4807.37 \quad SD = 12.87$$

b. Post-test

$$SD = \sqrt{\frac{SS_1}{n-1}}$$

Where,

$$SS_1 = \sum X_1^2 - \frac{(\sum X_1)^2}{n} \qquad SD = \sqrt{\frac{SS_1}{n-1}}$$

$$SS_1 = 118793 - \frac{(1855)^2}{30} \qquad SD = \sqrt{\frac{4092.17}{30-1}}$$

$$SS_1 = 118793 - \frac{3441025}{30} \qquad SD = \sqrt{\frac{4092.17}{29}}$$

$$SS_1 = 118793 - 114700.83 \qquad SD = \sqrt{141.10}$$

$$SS_1 = 4092.17 \qquad SD = 11.87$$

APPENDIX F

The Significance Different

$$X_1 = 82.23 \quad SS_1 = 1617.37$$

$$X_2 = 61.83 \quad SS_2 = 4092.17$$

1. t-Test

$$t = \frac{\bar{X}_1 - \bar{X}_2}{\sqrt{\left(\frac{SS_1 + SS_2}{n_1 + n_2 - 2}\right)\left(\frac{1}{n_1} + \frac{1}{n_2}\right)}}$$

$$t = \frac{82.23 - 61.83}{\sqrt{\left(\frac{1617.37 + 4092.17}{30 + 30 - 2}\right)\left(\frac{1}{30} + \frac{1}{30}\right)}}$$

$$t = \frac{20.4}{\sqrt{\left(\frac{5709.54}{58}\right)\left(\frac{2}{30}\right)}}$$

$$t = \frac{20.4}{\sqrt{(98.44)(0.06)}}$$

$$t = \frac{20.4}{\sqrt{5.90}}$$

$$t = \frac{20.4}{2.42}$$

$$t_{\text{Hitung}} = 8.42$$

2. t-Table

For level of significance (D) = 0.05

Degree of freedom (df) = $(N_1 + N_2) - 2 = (30 + 30) - 2 = 58$

t – Table = 2.009



APPENDIX G

The Distribution of T-Table

<i>Df</i>	<i>P</i>			
	0.10	0.05	0.01	0.001
1	6,314	12,706	63,657	636,619
2	2,920	4,303	9,925	31,599
3	2,353	3,182	5,841	12,924
4	2,132	2,776	4,604	8,610
5	2,015	2,571	4,032	6,869
6	1,943	2,447	3,707	5,959
7	1,895	2,365	3,499	5,408
8	1,860	2,306	3,355	5,041
9	1,833	2,262	3,250	4,781
10	1,812	2,228	3,169	4,587
11	1,796	2,201	3,106	4,437
12	1,782	2,179	3,055	4,318
13	1,771	2,160	3,012	4,221
14	1,761	2,145	2,977	4,140
15	1,753	2,131	2,947	4,073
16	1,746	2,120	2,921	4,015
17	1,740	2,110	2,898	3,965
18	1,734	2,101	2,878	3,922
19	1,729	2,093	2,861	3,883
20	1,725	2,086	2,845	3,850
21	1,721	2,080	2,831	3,819
22	1,717	2,074	2,819	3,792
23	1,714	2,069	2,807	3,768
24	1,711	2,064	2,797	3,745
25	1,708	2,060	2,787	3,725
26	1,706	2,056	2,779	3,707
27	1,703	2,052	2,771	3,690
28	1,701	2,048	2,763	3,674
29	1,699	2,045	2,756	3,659
30	1,697	2,042	2,750	3,646
40	1,684	2,021	2,704	3,551
50	1,676	2,009	2,678	3,496
60	1,671	2,000	2,660	3,460
80	1,664	1,990	2,639	3,416

APPENDIX H

LESSON PLAN

1st Meeting

1. Identity School : SMAN 1 PITUMPANUA
 - Subject : English
 - Skill : Reading
 - Theme : Pre-Test (How to Make & How to Do)
 - Class : X.G (Experimental Class)
 - Time Allocation : 2 X 45 minutes
 - Academic Year : 2017/2018
2. Instructional Object

The students will be able to comprehend of procedure text, and answer the question on the answer sheet.
3. Teaching Procedure
 - a. Teaching Presentation
 - The researcher gives the students the test sheet.
 - The researcher asks the students to write down their name and class.
 - The researcher explains to the students how to do the test.
 - The researcher asks the students to do not look up the dictionary.
 - The researcher asks the students to do their test.
 - b. Students' Activity
 - The students do their test individually based on the researcher's instructions.
4. Evaluating

The students' answer will be corrected by researcher.

LESSON PLAN

2nd Meeting

1. Identity School : SMAN 1 PITUMPANUA
 Subject : English
 Skill : Reading
 Theme : Treatment 1 (Procedure Text)
 Class : X.G (Experimental Class)
 Time Allocation : 2 X 45 minutes
 Academic Year : 2017/2018

2. Instructional Object

The students will be able to comprehend of procedure text, understand about definition and generic structure of procedure text.

3. Teaching Procedure

No.	Teacher's presentation	Students' activity
1.	The researcher opened the class by ice breaking.	The students enjoyed the game.
2.	The researcher introduced and explained about title of the material that was taught.	The students focused on the researcher's explanation.
3.	Before the researcher asked the students about procedure text, the researcher asked to the students "who knows what the meaning of procedure text?"	The students answered the researcher's questions: "me", "steps to make something", "steps to do something"
4.	While the researcher explained about the definition of procedure text and the generic structure of procedure text, the researcher also reminded the students about their prior knowledge about procedure text.	The students enjoyed the materials that the researcher explained. Besides that, the students tried to construct their prior knowledge about the material that given by researcher.

5.	The researcher asked the students “can you give an example? Please raise your hand!”	The students answered the researcher’s question: “me! How to make fried rice” etc.
6.	After the researcher explained all the materials, the researcher asked the students to write down it on their book.	The students wrote down the materials on their book.
7.	The researcher gave appreciation to the students who answer the questions.	The students gave applause cheerfully.

4. Materials

Procedure Text

A. Definisi Procedure Text

“Procedure text is a piece of text that give us instructions for doing something”. Procedure text adalah sebuah teks yang memberikan kita perintah atau instruksi untuk melakukan sesuatu.

Procedure text adalah teks yang dirancang untuk menggambarkan bagaimana sesuatu dicapai melalui urutan tindakan atau langkah-langkah. Jadi dapat disimpulkan disini, **procedure text** adalah jenis text yang bertujuan untuk menggambarkan suatu perintah atau instruksi tentang bagaimana sesuatu dicapai sesuai urutan atau langkah-langkah yang benar.

Dan biasanya judul **procedure text** diawali dengan *“How to”*. Contohnya misalnya seperti *“How to make a cup of tea”* (Cara membuat secangkir tea), *“How to Use the Computer”* (Cara menggunakan komputer), dan masih banyak lagi contoh lainnya.

Beberapa **ciri prosedure text** adalah:

- menggunakan Simple Present Tense (S+V1)
- berbentuk imperative/bentuk perintah,

- menggunakan action verbs, contoh: *make, take, boil, cook*,
- menggunakan temporal conjunctions, contoh: *First, then, next, after that, last*

B. Tujuan Procedure Text

Procedure text sendiri dibuat mempunyai tujuan tertentu untuk pembaca. Tujuan teks sendiri bersifat komunikatif. Tujuan sosial procedure text adalah untuk menunjukkan bagaimana sesuatu dilakukan melalui urutan langkah yang memungkinkan pembaca untuk mencapai tujuan.

“The purpose of procedure text is to tell the reader how to do or make something through a sequence of actions or steps.” Tujuan dari teks prosedur adalah untuk memberitahu pembaca bagaimana melakukan atau membuat sesuatu melalui urutan tindakan atau langkah-langkah.

C. Jenis-jenis Procedure Text

Procedure text dalam bahasa Inggris mempunyai beberapa jenis. Berikut ini ada 3 jenis procedure text yang harus Anda ketahui.

- Procedure text yang menjelaskan bagaimana sesuatu bekerja atau bagaimana menggunakan instruksi/operasi manual, misalnya, how to use computer, how to record video. how to use plaroid camera.
- Procedure text yang menginstruksikan bagaimana melakukan aktivitas tertentu, misalnya, how to make a noodle, how to dance, how to play basketball.
- Procedure text yang berhubungan dengan perilaku manusia, misalnya, how to succeed, how to live happily, how to be a good person.

D. Generic Stucture of Procedure Text

- **Goal:** memberikan informasi tentang maksud dan tujuan prosedur dan memprediksi suatu kesimpulan.
- **Materials needed:** berisi daftar materi atau bahan-bahan yang dibutuhkan untuk melakukan suatu prosedur atau langkah-langkah.
- **Steps:** daftar urutan instruksi/aktivitas untuk mencapai tujuan dalam urutan langkah yang benar.

LESSON PLAN

3rd Meeting

1. Identity School : SMAN 1 PITUMPANUA
 Subject : English
 Skill : Reading
 Theme : Treatment 2 (How to Make Omelet)
 Class : X.G (Experimental Class)
 Time Allocation : 2 X 45 minutes
 Academic Year : 2017/2018

2. Instructional Object

The students will be able to comprehend of procedure text, and answer the questions.

3. Teaching Procedure

No.	Teacher's presentation	Students' activity
1.	The researcher gave clues about the material that was taught.	The students think about the clues.
2.	The researcher showed pictures of two famous chefs in Indonesia.	The students tried to guess who were on the picture.
3.	The researcher asks some questions in relation to the chefs, such as: "Who are they?", "What do they do?", "What will you read if you want to cook delicious food like the chefs?"	The students answered the researcher's questions: "They are chef Juna and Marinka", "cook", "look for on the internet"
4.	After reminded them to recipes, the researcher divided the students into some groups in which there was one high achiever in each group and each group consisted of five students.	The students sit with their group.

5.	After divide the students, the researcher gave paper test for each group with the same theme “how to make omelet”.	Every group took and red their paper.
6.	When every group did their test, the researcher took the role as the guide on side to control the students’ participation and to guide the students to use their experiences and prior knowledge.	The students tried to construct their prior knowledge about the material that given by researcher. Every students work together with their group cheerfully.
7.	The researcher always reminded the students with what they had already known.	The students surmised the meaning of the text by using their prior experience.
8.	After each group finish, the researcher took their paper and gave that paper to the other group.	Every group gave their paper to the researcher.
9.	The researcher helps the students to translate and check the paper.	Every group checked the paper of the other group and gave the score on the paper based on the instruction of the researcher. Then returned the paper to the researcher.
10.	The researcher gives appreciation and motivation to each group.	The students gave applause cheerfully.

4. Materials

How to Make Omelet

Ingredients / materials:

- An Egg

- Vegetable oil
- Onion cut into pieces
- Garlic
- Salt
- Pan
- Stove

Steps / method:

- First, pound the garlic and salt.
- Second, break the egg into a bowl.
- Third, put the onions, garlic and salt.
- Fourth, mix them using a spoon.
- Fifth, heat a frying pan.
- Sixth, pour the dough into the frying pan. Wait until the dough looks yellowish.
- Seventh, lift using spatula and put in reserve. Wait until the color is yellowish.
- Finally, put the omelet into a plate.

Tips:

- Don't cook the omelet longer than 4 minutes. It will avoid the omelet scorched.
- Turn off your stove after using it.

Choose the best answer based on the text above!

1. What does the text tells about?
 - a. How to do something
 - b. How to use something
 - c. How to make something
 - d. How to operate something
2. Which statement is ***not true*** according to the text?
 - a. The food should be served hot
 - b. It takes 10 minutes to cook the food well.

- c. You just need 3 kinds ingredients to make omelet
 - d. Wait the dough looks yellowish after pour into the pan
3. How long do we need to try the recipe until it is ready to be served?
- a. 4 minutes
 - b. 5 minutes
 - c. 10 minutes
 - d. 40 minutes
4. What should we do after pour the dough into the frying pan?
- a. Heat a frying pan
 - b. Mix them using a spoon
 - c. Wait until the color is yellowish
 - d. Wait until the dough looks yellowish
5. "Mix them using a spoon".
The word "them" refers to....
- a. Garlic and salt
 - b. Egg, garlic, and salt
 - c. Garlic, salt, and onion
 - d. Garlic, salt, egg, and onion

LESSON PLAN

4th Meeting

1. Identity School : SMAN 1 PITUMPANUA
 - Subject : English
 - Skill : Reading
 - Theme : Treatment 3 (How to Create Account of Facebook)
 - Class : X.G (Experimental Class)
 - Time Allocation : 2 X 45 minutes
 - Academic Year : 2017/2018
2. Instructional Object

The students will be able to comprehend of procedure text, and answer the questions.
3. Teaching Procedure
 - a. Teaching Presentation
 - The researcher gives clues about the material that will teach.
 - The researcher asks the students, “all of you, do you have an account of social media?”, “what is that?”, “how do you make it?”, “and how to use it?”
 - After remind them about some account of social media, the researcher divides the students into some groups in which there is one high achiever in each group and each group consists of five students.
 - After divide the students, the researcher gives paper test for each group with the same theme “how to create account of Facebook”.
 - When every group does their test, the researcher takes the role as the guide on side to control the students’ participation and to guide the students to use their experiences and prior knowledge.

b. Students' Activity

- All students in every group, work together to finish the test that the researcher gives.
- After each group finish, the researcher takes their paper and gives that paper to the other group.

c. Evaluating

- The researcher helps the students to translate and check the paper. Every group checks the paper of the other group. After that, they give score on the paper and return the paper to the researcher.
- The researcher gives appreciation and motivation to each group.

4. Materials

How to Create Facebook Account

First, you need to have an email account. Create a free email account from yahoo or Gmail. *Second*, open web browser e.g. Mozilla Firefox or Google. *Third*, type Facebook address: www.facebook.com then enter. *Fourth*, fill the registration form: first name, last name, email address, password for your Facebook account (it's better to be different with your email password), gender, and birth date. *Fifth*, click sign up. *Sixth*, log into your email account to verify your registration. *Seventh*, log into facebook.com again. *Eighth*, enter your email address and your Facebook account. *Ninth*, click log in. *Finally*, your Facebook account has been set up. You can share, connect with your friend, and chat up via Facebook.

Please, answer the questions below based on the text above!

1. What does the text talk about?
2. What should we do first if we want to create a Facebook account?
3. What should we do after fill the registration?
4. What are those registration forms?
5. What next we do before share, connect with other friend, and chat up?

LESSON PLAN

5th Meeting

1. Identity School : SMAN 1 PITUMPANUA
- Subject : English
- Skill : Reading
- Theme : Treatment 4 (How to Operate Computer)
- Class : X.G (Experimental Class)
- Time Allocation : 2 X 45 minutes
- Academic Year : 2017/2018
2. Instructional Object
The students will be able to comprehend of procedure text, and answer the questions.
3. Teaching Procedure
 - a. Teaching Presentation
 - The researcher gives clues about the material that will teach.
 - The researcher asks the students, “do you know how to operate computer?“, if the teacher ask you to make a paper of material “do you use computer to finish that, right?”
 - After remind them about computer, the researcher divides the students into some groups in which there is one high achiever in each group and each group consists of five students.
 - After divide the students, the researcher gives paper test for each group with the same theme “how to operate computer”.
 - When every group does their test, the researcher takes the role as the guide on side to control the students’ participation and to guide the students to use their experiences and prior knowledge.

b. Students' Activity

- All students in every group, work together to finish the test that the researcher gives.
- After each group finish, the researcher takes their paper and gives that paper to the other group.

c. Evaluating

- The researcher helps the students to translate and check the paper. Every group checks the paper of the other group. After that, they give score on the paper and return the paper to the researcher.
- The researcher gives appreciation and motivation to each group.

4. Materials

How to operate a computer

For beginners may find difficulties how to operate a computer. Do the following guides are basic computer operation which can be easily be mastered. The guides have been formatted for more simple and applicable to follow it.

Kinds of Materials is Needed:

- CPU
 - Monitor
 - Keyboard
 - Mouse
 - Active Speakers
 - Printer
- a. Operating System

Here are the steps to operate a computer:

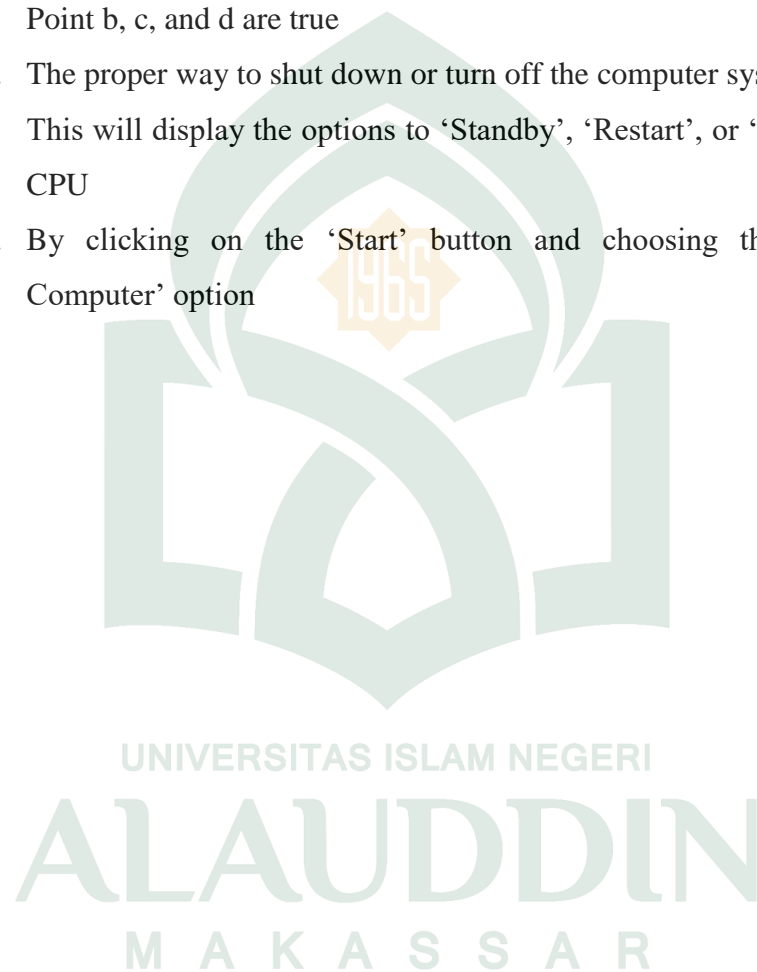
1. Before plug of powering up the computer system, make sure that the power cable connected to the back panel of the CPU and is plugged into the electric socket.
2. Make sure the video cable is already connected to the video card correctly into the back of the panel

3. Make sure both devices are the mouse and keyboard mounted on the rear panel to the right. Because if one is installed then the port cannot enter. For steps 1 to 3 is basically very easy to do because in addition to the mouse and keyboard devices, other components can only be plugged into the appropriate port in order to prevent novice users from installation errors.
4. When everything is plugged in securely, then press the power button on the CPU is usually located on the front panel of the CPU.
5. The computer will display the Windows logo and displays the desktop image
6. Once the desktop image appears then the computer is ready to operate.
7. The proper way to shut down or turn off the computer system is by clicking on the 'Start' button and choosing the 'Turn off Computer' option. This will display the options to 'Standby', 'Restart', or 'Turn Off' the CPU.

Choose the best answer based on the text above!

1. What is the text talk about?
 - a. The use of computer
 - b. Computer for beginners
 - c. How to operate a computer
 - d. How to turn on the computer
2. How to turn on the computer?
 - a. everything is plugged in securely
 - b. press the power button on the CPU
 - c. plug of powering up the computer system
 - d. Make sure the video cable is already connected
3. When the computer is ready to operate?
 - a. When the desktop image appears
 - b. When everything is plugged in securely
 - c. When the computer display the Windows logo
 - d. When the computer display the desktop image

4. What will happen after we press the power button on the CPU?
 - a. the desktop image appears
 - b. everything is plugged in securely
 - c. then the computer is ready to operate
 - d. the computer display the Windows logo and the desktop image
5. How to turn off the computer?
 - a. Point b, c, and d are true
 - b. The proper way to shut down or turn off the computer system
 - c. This will display the options to 'Standby', 'Restart', or 'Turn Off' the CPU
 - d. By clicking on the 'Start' button and choosing the 'Turn off Computer' option



LESSON PLAN

6th Meeting

1. Identity School : SMAN 1 PITUMPANUA
- Subject : English
- Skill : Reading
- Theme : Treatment 5 (Loop the Loop Paper Plane)
- Class : X.G (Experimental Class)
- Time Allocation : 2 X 45 minutes
- Academic Year : 2017/2018
2. Instructional Object
The students will be able to comprehend of procedure text, and answer the questions.
3. Teaching Procedure
 - a. Teaching Presentation
 - The researcher prepares a procedure text and 10 multiple choice questions.
 - The researcher divides the students into six groups that consist of five students.
 - The researcher gives each group paper sheets.
 - The researcher asks to every group to mark the correct answer of every question.
 - b. Students' Activity
 - The students in every group discuss together to finish the test.
 - After every group finishing their test, then they return the test to the researcher. After that, every group checks the result of the other group.
 - c. Evaluating
 - The researcher corrects the students' answer.
 - The winner group is the group that gets the higher score.
 - The researcher gives appreciation and motivation to all of groups.

4. Materials

Loop the Loop Paper Plane

Material needed:

A sheet of heavy paper

A pencil

Sharp scissors

A paper clip

Crayon

Cut

Method:

Here's a paper airplane that will fly in circles.

1. First fold the paper in half the long way.
2. Then draw an airplane with wings and a tail on it.
3. Next draw a line about an inch away from the fold on each side the full length of the paper.
4. Then cut out the airplane, but do not cut on the fold.
5. After that spread out the airplane and colour it. You can draw airplane markings near each wing tip.
6. Next refold your airplane. Now fold each wing down along the line drawn on it.
7. Then add a paper clip to the nose. You can change the way your airplane flies by changing the wing shape and putting more than one paper clip on the nose.

Choose the best answer for the questions below!

1. Which of the following is not true about loop-the-loop paper plane?
 - a. It needs a paper clip to fly
 - b. A pencil is not needed to make a line on it.
 - c. If you fly it, it will fly in circles in the air.
 - d. The first thing to do is to fold the paper in half.

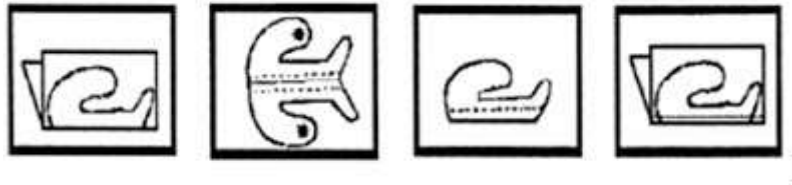
2. Which picture goes with the third method?

A.

B.

C.

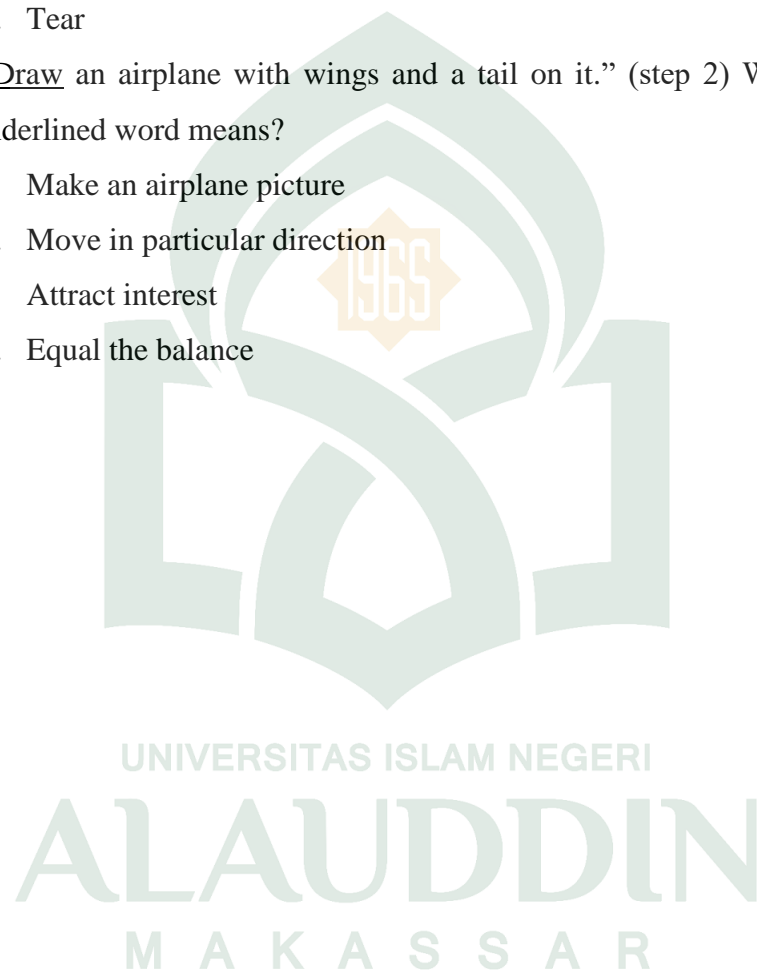
D.



3. The text consists of three parts. The third part functions to show readers ... to make the loop-the-loop paper plane.

- | | |
|---------------|--------------------|
| a. The steps | c. The argument |
| b. The events | d. The explanation |
4. How many steps to make loop-the-loop paper plane?
- | | |
|----------|----------|
| a. Six | c. Eight |
| b. Seven | d. Nine |
5. Which one is not needed for making loop-the-loop paper plane?
- | | |
|----------------|--------------------|
| a. Heavy paper | c. Sharp scissor |
| b. Pencil | d. Coloring pencil |
6. We may conclude that ...
- | |
|---|
| a. Loop-the-loop paper plane is expensive |
| b. Making loop-the-loop paper plane is so difficult |
| c. Loop-the-loop paper plane needs many materials |
| d. We do not need many materials to make loop-the-loop paper plane. |
7. What is the goal of the text:
- | |
|----------------------------|
| a. To make a plane |
| b. To make paper plane |
| c. To make a real airplane |
| d. To make a toy |
8. "After that spread out the airplane and colour it" (step 5) The underlined word refers to
- | |
|----------------|
| a. Airplane |
| b. Blank paper |
| c. A book |

- d. Paper clip
9. “First fold the paper in half the long way.” What is the synonym of the underlined word?
- a. Crease
 - b. Fail
 - c. Shelter
 - d. Tear
10. “Draw an airplane with wings and a tail on it.” (step 2) What does the underlined word means?
- a. Make an airplane picture
 - b. Move in particular direction
 - c. Attract interest
 - d. Equal the balance



LESSON PLAN

7th Meeting

1. Identity School : SMAN 1 PITUMPANUA
- Subject : English
- Skill : Reading
- Theme : Treatment 6 (Loop the Loop Paper Plane)
- Class : X.G (Experimental Class)
- Time Allocation : 2 X 45 minutes
- Academic Year : 2017/2018
2. Instructional Object
The students will be able to comprehend of procedure text, and practice to make something.
3. Teaching Procedure
 - a. Teaching Presentation
 - Last meeting, the researcher have divided the students into six groups and told every group to bring material needed to make airplane.
 - The researcher gives a sheet of paper to every group that contain about how to make airplane.
 - Then the researcher explains about the instruction of that activity.
 - The researcher checks all material needed in every group.
 - The researcher reads the first step then the students do.
 - After read the step, the researcher checks the job of every group. Like that until finish.
 - b. Students' Activity
 - The students in every group work together to make airplane.
 - After every group finishing their work, the researcher shows the result of every group in front all of the students.
 - c. Evaluating
 - The researcher gives appreciation to all of groups.

4. Materials

Loop the Loop Paper Plane

Material needed:

A sheet of heavy paper
A pencil
Sharp scissors
A paper clip
Crayon
Cut

Method:

Here's a paper airplane that will fly in circles.

1. First fold the paper in half the long way.
2. Then draw an airplane with wings and a tail on it.
3. Next draw a line about an inch away from the fold on each side the full length of the paper.
4. Then cut out the airplane, but do not cut on the fold.
5. After that spread out the airplane and colour it. You can draw airplane markings near each wing tip.
6. Next refold your airplane. Now fold each wing down along the line drawn on it.
7. Then add a paper clip to the nose. You can change the way your airplane flies by changing the wing shape and putting more than one paper clip on the nose.

LESSON PLAN

8th Meeting

1. Identity School : SMAN 1 PITUMPANUA
 - Subject : English
 - Skill : Reading
 - Theme : Post-Test (How to Do & How to Make)
 - Class : X.G (Experimental Class)
 - Time Allocation : 2 X 45 minutes
 - Academic Year : 2017/2018
2. Instructional Object

The students will be able to comprehend of procedure text, and answer the question on the answer sheet.
3. Teaching Procedure
 - c. Teaching Presentation
 - The researcher gives the students the test sheet.
 - The researcher asks the students to write down their name and class.
 - The researcher explains to the students how to do the test.
 - The researcher asks the students to do not look up the dictionary.
 - The researcher asks the students to do their test.
 - d. Students' Activity
 - The students do their test individually based on the researcher's instructions.
4. Evaluating

The students' answer will be corrected by researcher.

APPENDIX I
RESEARCH INSTRUMENT

Name:

Class:

PRE-TEST

Text 1 for questions 1 to 4

How to make a cup of tea

The following is some steps to make a cup of tea with modern way. They are:

- First, take a cup or a glass
- Second, pour some hot water from dispenser
- Third, take a tea bag and dip it into the hot water inside the cup or glass. Wait until the water become rose-color.
- Fourth, add some sugar. If you like it sweet, add two or three spoonful of sugar.
- Finally, stir it well and serve. Serve it in the afternoon or in the morning with some bread.

Choose the best answer based on the text above!

1. The text tells you about ...
 - a. how to make a cup of tea
 - b. how to make a cup of sweet tea
 - c. how to serve a cup of tea with some bread
 - d. steps to make a cup of tea with modern way
2. The followings are the main ingredients you need to make a cup of tea, ***except*** ...

a. Tea	c. Bread
b. Sugar	d. Water

3. What the next step after dip tea into the hot water?
 - a. Add some sugar
 - b. Stir it well and serve
 - c. Add two or three spoon of sugar
 - d. Wait until the water become rose-color
4. Take a tea bag and dip it into the hot water inside the cup or glass. The word *it* refers to the word
 - a. Tea
 - b. Bag
 - c. Cup
 - d. Hot water

Text 2 for questions 5 to 9

Nowadays we need a hand phone to connect our friends, family and relatives. We can get it easily in the shop. When we buy it we shall get a hand phone, a SIM card, a battery, and a charger. These are the ways to activate the hand phone:

1. First, open the cover of the hand phone.
 2. Secondly, insert the SIM card after being installed.
 3. Third, insert the battery inside.
 4. Fourth, close the battery with a cover of the hand phone.
 5. Fifth, connect the lead from the charger to the bottom of the hand phone
 6. Sixth, connect the charger to an AC wall outlet. Charging the battery supplied with the phone may take four up to six hours.
 7. Seventh, when the battery is fully charged, the bar stops scrolling. Disconnect the charger from the AC outlet and the phone. Then, we are ready to make a phone call.
5. The text describes....
 - a. how to get a hand phone
 - b. how to insert a hand phone
 - c. how to activate a hand phone
 - d. the materials of a hand phone

6. What should we do after inserting the SIM card?
- Disconnect the charger
 - Insert the battery inside
 - Close the battery with a cover
 - Open the cover of the hand phone
7. “These are the ways....” The synonym of the underlined word is ...
- Ingredients
 - Performances
 - Steps
 - Devices
8. “Fifth, connect the lead from the charger to the bottom of the hand phone.
The antonym of the underlined word is ...
- The height
 - The case
 - The length
 - The top
9. What should we do when the battery is fully charged?
- the bar stops scrolling
 - connect the lead from the charger
 - We are ready to make a phone call
 - Disconnect the charger from the AC outlet and the phone

Text 3 for questions 10 to 12

How to make flannel rose ring

Ingredients:

Red flannel around 10 x 10 cm

Scissors

Glue

The ways:

- Cut round the flannel about 5x3 cm and make spiral in it.
- Glue each side of spiral flannel.
- Twist it from central until the end (look like rose).
- Cut the flannel in a rectangle (the size depend on your finger).
- Put the rose in a rectangle and glue it.

- Flannel rose ring is ready to wear.

Choose the best answer based on the text above!

10. Which statement is *not true* about the instruction?
- We make a rectangle after we make a rose form
 - We must glue the rose in rectangle to get the ring
 - The biggest the finger means the more flannel that needed
 - All people have the same size of rectangle to make the ring
11. We need flannel.....to make rose ring for twice.
- Only 10x10 cm
 - About 10x10 cm
 - Less than 10x10 cm
 - More than 10x10 cm
12. What should we do after we cut round the flannel?
- Cut it in spiral form
 - Glue each side of the flannel
 - Twist from the central until the end
 - Put the rose in a rectangle and glue it

Text 4 for questions 13 to 15

How to Make Sekoteng

Ingredients:

- 1 large ginger
- granulated sugar as desired
- ½ piece of palm sugar
- 100 gr peanut, fried and get rid of its inner skin
- 3 slices of bread, slice into dices
- 100 gr pomegranate seeds, boil until soft

Instructions:

- Ginger water:
- Peel and slice the ginger
- Boil it in a liter of water

- Add some granulated sugar and ½ piece of palm sugar
- Strain once it's boiled.

Serving:

- Pour some boiled ginger water into a small bowl
- Add 1 tbs of pomegranate seed, green bean and peanut
- Add some bread on top.

13. Which statement is *not true* about the instruction of ginger water?

- Strain once it's boiled
- Peel and slice the ginger
- Pour some boiled ginger water into a small
- Add some granulated sugar and ½ piece of palm sugar

14. What we need to make Sekoteng?

- ginger, sugar, peanut, green bean, bread, pomegranate seeds
- ginger, granulated sugar, palm sugar, inner skin of peanut, green bean, bread
- ginger, granulated sugar, palm, peanut, green bean, dices, pomegranate seeds
- ginger, granulated sugar, palm sugar, peanut skin, green bean, bread, pomegranate seeds

15. What should we do after pour some boiled ginger water into a small bowl?

- Add some bread on top
- Peel and slice the ginger
- Boil it in a liter of water
- Add 1 tbs of pomegranate seed, green bean and peanut

Name:

Class:

POST-TEST

Text 1 for questions number 1 to 6

How to Insert the SIM Card and Charge the Battery of Your Mobile Phone

First, remove the battery cover. *Second*, insert the SIM Card. Make sure the SIM Card is placed under the silvery holders. *Then*, place the battery on the back of the phone with the label side up and the connectors facing each other. Place the battery cover and slide it into place. *After that*, connect the charger to the phone at the flash symbol. The flash symbol at the charger must face upwards. It may take up to 30 minutes before the battery icon appears on the screen. *Next*, wait for approximately 4 hours or until the battery icon indicates that the battery is fully charged. *Finally*, remove the charger by tilting the plug upwards.

1. What is the purpose of the text?
 - a. To describe places
 - b. To describe people
 - c. To tell what happened
 - d. To entertain the readers
 - e. To explain about how to do something
2. What should you do first to insert your SIM Card?
 - a. Insert the SIM Card
 - b. Remove the battery cover
 - c. Place the battery cover and slide it into place
 - d. Remove the charger by tilting the plug upwards
 - e. Connect the charger to the phone at the flash symbol

3. What should you do before you place the battery in your mobile phone?
 - a. Insert the SIM Card
 - b. Remove the battery cover
 - c. Place the battery cover and slide it into place
 - d. Remove the charger by tilting the plug upwards
 - e. Connect the charger to the phone at the flash symbol
4. What should you do after you place the battery in your mobile phone?
 - a. Insert the SIM Card
 - b. Remove the battery cover
 - c. Place the battery cover and slide it into place
 - d. Remove the charger by tilting the plug upwards
 - e. Connect the charger to the phone at the flash symbol
5. What should you do next to charge the battery of your mobile phone?
 - a. Insert the SIM Card
 - b. Remove the battery cover
 - c. Place the battery cover and slide it into place
 - d. Remove the charger by tilting the plug upwards
 - e. Connect the charger to the phone at the flash symbol
6. What should you do to know that the battery of your mobile phone is fully charged?
 - a. Wait for thirty minutes
 - b. Look at the back of the mobile phone
 - c. Look at the front side of the mobile phone
 - d. Look at the signal icon of the mobile phone
 - e. Look at the battery icon on the mobile phone

Text 2 for questions number 7-15

How to Make Onion and Green Bean Soup

Ingredients:

- Large knob of unsalted butter
- 2 onions, peeled and sliced
- 8 cloves of garlic, peeled and chopped

- 1200 ml chicken stock
- 440 g green beans, sliced
- Large handful of chives, chopped
- Large handful of coriander, chopped

Steps:

- First, prepare the vegetables and herbs.
 - Second, gently melt the butter in a saucepan and fry the onion and garlic for five minutes to soften.
 - Then, pour the stock into the pan, bring to boil and then reduce the heat.
 - After that, add the beans and simmer gently for 8-10 minutes.
 - Next, remove from the heat and stir in the fresh herbs.
 - Finally, ladle the soup into four soup bowls and serve.
7. What is the purpose of the text above?
- a. To give the lesson about green beans
 - b. To explain about how to do something
 - c. To explain about how to use something
 - d. To explain about how to make something
 - e. To explain why natural phenomenon happens
8. Which of the followings *is not* needed to make onion and Green Bean Soup?
- a. Sliced onion
 - b. Chopped onion
 - c. Unsalted butter
 - d. Chopped chives
 - e. Chopped coriander
9. Which of the followings *is not* found in the text above?
- a. The description
 - b. The ingredients
 - c. The goal of the text
 - d. The materials you need
 - e. The thing that you should do

10. What should you do to the green beans before you cook them?
 - a. Slice them
 - b. Chop them
 - c. Sieve them
 - d. Simmer them
 - e. Cut them finely
11. What spices do you need to make Green Bean Soup?
 - a. Salt and sugar
 - b. Pepper and chilies
 - c. Coriander, onions, and garlic
 - d. Green beans and chicken stock
 - e. Chopped chicken and green beans
12. What should you do first to make Green Bean Soup?
 - a. Bring the stock to boil
 - b. Fry the onion and garlic
 - c. Pour the stock into the pan
 - d. Melt the butter in a saucepan
 - e. Prepare the vegetables and herbs
13. What should you do before you pour the stock into the pan?
 - a. Reduce the heat
 - b. Bring the stock to boil
 - c. Fry the onion and garlic
 - d. Melt the butter in a saucepan
 - e. Simmer the beans gently for 8-10 minutes
14. What should you do after you pour the stock into the pan?
 - a. Reduce the heat
 - b. Bring the stock to boil
 - c. Fry the onion and garlic
 - d. Melt the butter in a saucepan
 - e. Simmer the beans gently for 8-10 minutes

15. What should you do before you serve the soup?
- a. Add the beans
 - b. Reduce the heat
 - c. Stir in the fresh herbs
 - d. Ladle the soup into four soup bowls
 - e. Simmer the beans gently for 8-10 minutes



APPENDIX J

DOCUMENTATION

1. PRE-TEST

a. Pre-Test in Experimental Class



b. Pre-Test in Controlled Class



2. TREATMENT

a. Treatment in Experimental Class



b. Treatment in Controlled Class



3.

a. Post-Test in Experimental Class



b. Post-Test in Controlled Class

UNIVERSITAS ISLAM NEGERI
ALAUDDIN
M A K A S S A R

CURRICULUM VITAE



The researcher, Wahyuni was born in Lompokalola, December, 17th 1995, Wajo Regency, South Sulawesi Province. She was the first daughter in his family of the couple Bahri Taking and Nurhaedah. She just has one sister. Wahyuni's friends always call her Uni or Unia.

She started her education at Elementary School of SDN 402 Simpellu, then Junior High School at SMPN 4 Pitumpanua and Vocational High School in SMKN 1 Pitumpanua. After finishing her studying in Vocational High School, she continued her study to Alauddin State Islamic University of Makassar.

In Alauddin State Islamic University of Makassar the researcher chose English Education Department, Tarbiyah and Teaching Science Faculty as her major. In this Green Campus the researcher tried to develop and increase her knowledge. While active in her college, the researcher joined also in some English club meetings, which are New Generation Club (NGC), United English Forum (UEF), and the last is English Youth Community (E-You C).

UNIVERSITAS ISLAM NEGERI
ALAUDDIN
M A K A S S A R