

**THE USE OF COOPERATIVE SCRIPT METHOD IN TEACHING  
VOCABULARY AT THE SECOND GRADE OF MTs  
MADANI ALAUDDIN PAO-PAO**



**A Thesis**

Submitted in Partial Fulfillment of the Requirements for the Degree of  
Sarjana Pendidikan in English Education Department of  
Tarbiyah and Teaching Science Faculty of  
UIN Alauddin Makassar

By

**IDZNI FILDZA DG. MAULANA**

Reg. No. 20400113027

**ENGLISH EDUCATION DEPARTMENT  
TARBIYAH AND TEACHING SCIENCE FACULTY  
UIN ALAUDDIN MAKASSAR  
2017**

## PERNYATAAN KEASLIAN SKRIPSI

Mahasiswa(i) yang bertanda tangan di bawah ini:

Nama : Idzni Fildza DG. Maulana  
NIM : 20400113027  
Tempat/Tgl. Lahir : Solog, 11 Oktober 1995  
Jurusan : Pendidikan Bahasa Inggris  
Fakultas : Tarbiyah dan Keguruan  
Alamat : Jln. Hertasning Baru Perum. Puri Diva Istanbul B. 34  
Judul : *The use of cooperative script method in teaching vocabulary  
at the second grade of MTs Madani Alauddin Pao-Pao.*

Menyatakan dengan sesungguhnya dan penuh kesadaran bahwa skripsi ini benar adalah hasil karya sendiri. Jika di kemudian hari terbukti bahwa skripsi ini merupakan duplikat, tiruan, plagiat, atau dibuat oleh orang lain, sebagian atau seluruhnya, maka skripsi dan gelar yang diperoleh karenanya batal demi hukum.

Makassar, 09 Agustus 2017

Penyusun,



**IDZNI FILDZA DG. MAULANA**  
**NIM. 20400113027**

## PENGESAHAN SKRIPSI

Skripsi yang berjudul “**The use of Cooperative Script Method in Teaching Vocabulary at The Second Grade of MTs Madani Alauddin Pao-Pao**”, yang disusun oleh **Idzni Fildza Dg. Maulana**, NIM : 20400113027, mahasiswa Jurusan Pendidikan Bahasa Inggris pada Fakultas Tarbiyah dan Keguruan UIN Alauddin Makassar, telah diujikan dan dipertahankan dalam sidang munaqasyah yang diselenggarakan pada hari Rabu, Tanggal **16 Agustus 2017** bertepatan **23 Dzulqaidah 1438 H**, dinyatakan telah dapat diterima sebagai salah satu syarat untuk memperoleh gelar Sarjana Pendidikan (S.Pd) pada Fakultas Tarbiyah dan Keguruan, Jurusan Pendidikan Bahasa Inggris dengan beberapa perbaikan.

Samata-Gowa, 16 Agustus 2017

23 Dzulqaidah 1438

### DEWAN PENGUJI

(SK. Dekan No. 1622 Tertanggal 16 Agustus 2017)

Ketua	: Dr. Kamsinah, M.Pd.I	(.....)
Sekretaris	: Sitti Nurpahmi, S.Pd., M.Pd	(.....)
Munaqisy 1	: Dr. H. Wahyuddin Naro, M.Hum.	(.....)
Munaqisy II	: Muh. Rusydi Rasyid, S.Ag., M.Ag., M.Ed.	(.....)
Pembimbing I	: Dr. Kamsinah, M.Pd.I	(.....)
Pembimbing II	: Sitti Nurpahmi, S.Pd., M.Pd.	(.....)

Mengetahui :

Dekan Fakultas Tarbiyah dan Keguruan  
UIN Alauddin Makassar




*Amri*  
**Dr. H. Muhammad Amri, Lc., M.Ag.**  
NIP : 19730120 200312 1 001

## PERSETUJUAN PEMBIMBING

Pembimbing penulisan skripsi saudara **Idzni Fildza DG. Maulana**, NIM: 20400113027 mahasiswi Jurusan Pendidikan Bahasa Inggris pada Fakultas Tarbiyah dan Keguruan UIN Alauddin Makassar, setelah meneliti dan mengoreksi secara seksama skripsi yang bersangkutan dengan judul "*The Use of Cooperative Script Method in Teaching Vocabulary at the Second Grade of MTs Madani Alauddin Pao-Pao*" memandang bahwa skripsi tersebut telah memenuhi syarat-syarat ilmiah dan dapat disetujui ke sidang munaqasah.


Makassar, 09 Agustus 2017

**Pembimbing I**



**Dr. Kamsinah, M.Pd.I.**  
NIP. 19680328 199603 2 002

**Pembimbing II**



**Sitti Nurpahmi, S.Pd., M.Pd.**  
NIP. 19740308 200901 2 003

## ACKNOWLEDGEMENTS



First of all, the researcher would like to thank almighty God Allah Swt who has the only provider, the most merciful whose blessing give her guidance, inspiration and good health all the time to conduct the writing this thesis. Also Shalawat and Salam are delivered to our great prophet Muhammad Saw who has brought us from the darkness to the lightness.

In accomplishing this thesis, she would like to acknowledge her deepest thanks and appreciation to the following persons who have involved in completing this thesis for the valuable contribution suggestion, advice, supporting, guidance for her to finish her thesis :

1. **Prof. Dr. H. Musafir Pababbari, M.Si.** as the Rector of State Islamic University Alauddin Makassar.
2. The researcher beloved father **Abd. Munir Dg. Maulana**. Her lovely mother **Kurniati** who have given much love, motivation, supporting, praying, moral and financial support for all the time for her success. And also for her beloved oldest sister **Rismawati** and her beloved youngest brothers **Muh. Ikhsanuddin Dg. Munir** and **Muh. Faisal Dg. Munir** as her greatest motivation to finish her study immediately.

3. **Dr. H. Muhammad Amri, Lc., M.Ag.** as the Dean and all of the staffs of Tarbiyah and Teaching Science Faculty of Alauddin State Islamic University of Makassar.
4. **Dr. Kamsinah, M.Pd.I.** and **Sitti Nurpahmi, S.Pd., M.Pd.** as the Head and the Secretary of English Education Department, Tarbiyah and Teaching Science Faculty of Alauddin State Islamic University of Makassar and all of the staffs.
5. The researcher's consultants, **Dr. Kamsinah, M.Pd.I.** and **Sitti Nurpahmi, S.Pd., M.Pd.** who have helped, guided, and supported the researcher during the writing of this thesis.
6. The second grade students of MTs Madani Alauddin class VIIIIB and VIIC in take 2016-2017 who gave their time to participate in her research.
7. Her beloved **family of English education department group 1,2 (Academic year 2013)** give her much love and motivation.
8. All of the people around the researcher's life whom could not be mention here, who has given a big inspiration, motivation, spirit and praying for her.

Makassar, 08 Agustus 2017

The researcher,



**IDZNI FILDZA DG. MAULANA**  
**NIM: 20400113027**

## TABLE OF CONTENTS

	Pages
<b>COVER PAGE</b> .....	i
<b>PERNYATAAN KEASLIAN SKRIPSI</b> .....	ii
<b>PENGESAHAN SKRIPSI</b> .....	iii
<b>PERSETUJUAN PEMBIMBING</b> .....	iv
<b>ACKNOWLEDGEMENT</b> .....	v
<b>TABLE OF CONTENTS</b> .....	vii
<b>LIST OF TABLES</b> .....	ix
<b>LIST OF FIGURES</b> .....	x
<b>LIST OF APPENDIX</b> .....	xi
<b>ABSTRACT</b> .....	xii
<b>CHAPTER I INTRODUCTION</b> .....	1
A. Background .....	1
B. Research Problem .....	3
C. Research Objective .....	4
D. Research Significance.....	4
E. Research Scope .....	5
F. Operational Definition of Term .....	5
<b>CHAPTER II REVIEW OF RELATED LITERATURES</b> .....	6
A. Review of Relevant Research Findings .....	6
B. Some Pertinent Ideas .....	7
1. Definition of Cooperative Script Method .....	7
2. Kinds of Vocabulary.....	9
3. The Importance of Teaching vocabulary.....	13

4. The Technique of Teaching Vocabulary.....	14
5. Definition of Cooperative Script Method.....	16
6. Teaching Vocabulary through Cooperative Script Method.....	17
C. Theoretical Framework .....	19
D. Hypothesis .....	20
<b>CHAPTER III RESEARCH METHOD .....</b>	<b>21</b>
A. Research Design .....	21
B. Research Variable .....	22
C. Population and Sample .....	23
1. Population .....	23
2. Sample .....	23
D. Research Instrument .....	23
E. Data Collecting Procedure .....	23
F. Data Analysis Technique.....	26
<b>CHAPTER IV FINDINGS AND DISCUSSION .....</b>	<b>29</b>
A. Findings .....	29
1. The classification of students' pre-test scores in Experimental and control class .....	29
2. The classification of students' post-test scores in Experimental and control class .....	31
3. Mean scores and standard deviation of Experimental and Control class .....	33
4. Test of significance .....	33
B. Discussion .....	34
<b>CHAPTER V CONCLUSIONS AND SUGGESTIONS .....</b>	<b>37</b>
A. Conclusions .....	37
B. Suggestions .....	38

**BIBLIOGRAPHY**

**APPENDIXES**

**CURRICULUM VITAE**



## LIST OF TABLES

Table 1: The distribution of frequency and percentage score of experimental class in pre-test.....	30
Table 2: The distribution of frequency and percentage score of Control class in pre-test.....	31
Table 3: The distribution of frequency and percentage score of Experiment class score in post-test.....	32
Table 4: The distribution of frequency and percentage score of Control class score in post-test.....	33
Table 5: The mean Score and Standard Deviation of Experimental and Control Class.....	34
Table 6: The T-test of Students' Achievement.....	35

## LIST OF FIGURES

Figure 1 : Theoretical framework .....	19
Figure 2 : Experimental Design .....	21

## LIST OF APPENDIX

Appendix A : The Row Score of the students' Pre-test and Post-test in Experimental Class.....	44
Appendix B : The Row Score of the students' Pre-test and Post-test in Control Class.....	45
Appendix C : The Mean Score of Experimental Class and Control Class.....	46
Appendix D : The Standard Deviation and T-Test of Experimental and Control Class in Pre-test.....	47
Appendix E : The Standard Deviation and T-Test of Experimental and Control Class in Post-test.....	50
Appendix F : Lesson Plan.....	53
Appendix G : Instrument of Research.....	56
Appendix H : Answer Key Pre-test and Post-test.....	63
Appendix I : Documentation.....	65

## ABSTRACT

**Name** : Idzni Fildza Dg. Maulana  
**Reg. Number** : 20400113027  
**Thesis Title** : **The Use of Cooperative Script Method in Teaching Vocabulary at the Second Grade of MTs Madani Alauddin Pao-Pao**  
**Year** : 2017  
**Researcher** : Idzni Fildza Dg. Maulana  
**Consultant I** : Dr. Kamsinah, M.Pd.I.  
**Consultant II** : Sitti Nurpahmi, S.Pd., M.Pd.

---

The main objective of this study is to find out whether the Cooperative script method effective to improve the students' vocabulary mastery. This research conducted at MTs Madani Alauddin Pao-Pao in academic year 2016/2017. In this research, the population were students in the second grade. The numbers of population were 50 students. In taking the sample, the class VIII/C 1 and the class VIII/B 2 chosen by using purposive sampling technique. There were 25 students in class VIII/C and 25 students in class VIII/B.

Quasi-experimental design applied in this research with two groups pre-test and post-test design. Class VIII/C chosen as experimental class that taught by using the cooperative script method while Class VIII/B chosen as control class by using conventional method. The instrument used to collect data was objective test, exactly multiple choice and completion to complete sentence.

The result of the research showed that, the second grade of MTs Madani Alauddin Pao-Pao especially the experimental class got score on pre-test with the mean score 53.8. after giving the treatment by using the cooperative script method the students got improvement, the score got with the mean score 68.16 in the students' vocabulary mastery. It proved by the result of the statistical analysis of the level significance  $P = 0.05$  with degree of freedom ( $df = 48$ ) indicated that, the t-test values of the students' (3.05) was higher than t-table value (2.00).

Based on result analysis, the researcher then concludes that, the using cooperative script method was effective to improve the students' vocabulary especially in mastering words at the second grade of MTs Madani Alauddin Pao-Pao. The result of data analysis showed, that the total score of students in Experimental

class in the post-test was 1704 and 1446 for Control class. In addition, the mean score of post-test for Experimental class was 68.16 and 57.84 for Control class. The data also showed that students' competence in Experimental class was higher than in Control class. The t-test for both classes in post-test was 3.05 and the t-table with 2.00.

## CHAPTER 1

### INTRODUCTION

#### *A. Background*

Vocabulary is one of English components or sub skills that must be taught to the learners' and vocabulary has the primary role for all languages. Moreover, there are some researchers regarding that vocabulary is more important than grammar, among them is Thornbury in Zahro' (2010) stated without grammar very little can be conveyed, without vocabulary nothing can be conveyed. With the limited vocabulary the students will have the difficulties in learning and understanding the foreign language only with sufficient vocabulary one can express his ideas effectively, can understand the language task and foreign language conversation. Other words the first that to be master for language learner in learning language especially English is vocabulary.

In addition, to know English words and the meanings, one must know how the words used in the English sentence. It means that in teaching vocabulary is not only to give the meaning of the word but teach how the role of the word works in sentence, because in English sentence there are many words that have multiple meanings. So surely, it's make a learners confuse and difficult to understand the words and sentence in learning English.

Teaching and learning English still have many problems in the school especially to master vocabulary, the students think very difficult to understand the

English word and memorize it because in the system of structure, pronunciation, and vocabulary very different with the form or role in the Indonesian language. So students usually tend to forget the meaning of word, which have taught or practiced before. Based on our curriculum, the purpose of teaching English in Indonesia that students can master four skill (reading, writing, speaking and listening). But until now, in many work fields particularly in the school of MTs Madani Alauddin Pao-Pao, Vocabulary still be a problem for them especially the students of second grade. Most of them can't translate reading because they were difficult in understanding the material, they can't state their ideas with well when they were discussing about a topic with their friends, and they also don't accustomed to speak because feeling shy or afraid to make a mistake. Commonly, it was limited of vocabulary.

Commonly, vocabulary taught through memorizing word or drilling patterns. For teacher creating English teaching that effectively and efficiency was no an easy job, therefore teacher must be able to organize teaching and learning English activities.

Based on the problem above, the teachers should help the students to facilitate and find the effective strategy to improve students' vocabulary mastery. It was important for the teacher to find the strategy that an easy and can be applied for the students in learning vocabulary. And teacher was also expected to be able to evoke the spirit of learning students and be able to make the learners better understanding of the material delivered. By using the effective strategy, the students can follow the

lesson well and they can improve their vocabulary mastery, because the strategy of teaching influences the students' achievement.

In the writer point of view, one of the easiest strategies in teaching students vocabulary was using the method of cooperative learning that was a cooperative script method of Dansereau.C.S. On this method, the students practice in pairs to make a summary from the text and students took turns talking disclose summary that they have made, for the only couple in charge to listen to his friend who was talking and correcting the summary with their partner (Wastinih, 2013). It supported by Falchikov (2001) stated that "Cooperative script can help students to understand new material and relate it to previous knowledge, using oral summarizing, metacognitive activities (comprehension, error correcting, evaluation) and elaboration activities". So the writer think this method will help students to achieve their vocabulary and then can be easy for students in implementation their vocabulary mastery.

Based on the previous statement, the researches is interested in conducting an experimental research with title "*The Use of Cooperative Script Method in Teaching Vocabulary at The Second Grade Student of MTs Madani Alauddin Pao-Pao*".

### **B. Research Problem**

Based on the previous statements, the researches formulates problem statement as follow: "Can Cooperative Script Method effective to improve the students' vocabulary at the second grade of MTs Madani Alauddin Pao-Pao" ?



### ***C. Research Objective***

This study focuses to identify the use of cooperative script method in teaching students' Vocabulary at the second grade of MTs Madani Alauddin Pao-Pao. This study has one specific objective was: "To know whether the Cooperative Script method can be effective to improve the students' vocabulary at the second grade of MTs Madani Alauddin Pao-Pao".

### ***D. Research Significance***

#### **1. Theoretical significance**

The researcher gave some useful information about how the students can improve their vocabulary mastery by using Cooperative Script method. This research expected to use as reference for other researcher to conduct a research in English teaching-learning process. Hopefully, the result of this study was useful for students, teachers, and all of the readers.

#### **2. Practical significance**

##### **a. For students**

The researches expected to help the students to develop a new strategy to improve their vocabulary and can motivate them in order to be more interesting in learning and understanding English words.

##### **b. For Teachers**

The researcher hopes that this research can help the teacher and contribute them to teach vocabulary in order the students' vocabulary can be achieve. It also

expected to be useful for English teachers to provide an alternative solution to solve the problems in teaching vocabulary.

c. For the next researchers

It expected to give meaning full information and to give motivation for the next researcher to create another research about strategy in teaching vocabulary.

### ***E. Research Scope***

The scope of this research limited on the Cooperative script method to teach students' vocabulary at the second grade of MTs Madani Alauddin Pao-Pao. The researcher focuses on students' vocabulary mastery through part of speech especially verb and noun.

### ***F. Operational Definition of Term***

There are some key terms of this study, as follow:

Vocabulary is the number of words to make up a sentence in a language. It is also one of the language components which should be mastered by English learners.

Cooperative script method is a method of cooperative learning, this technique can help students an easy in learning vocabulary because in this method the teacher will divide the students to pair up and give students the discourse text should make a summary, after the students finished making their summaries, it is appear in class and take turns summarizing their discourse has been quick and take turns talking and listening to their patner or correcting him.

## CHAPTER II

### REVIEW OF RELATED LITERATURE

This chapter is divided into four main sections, namely review of related research finding, pertinent ideas, theoretical framework, and hypothesis.

#### ***A. Review of Relevant Research Findings***

Yuliawati (2013) in her research, "*Improving Vocabulary Mastery Through Think-Pair-Share of The Eight Students of SMP Harapan Nusantara*". Concludes which have dicovered teaching vocabulary using think-pair-share could significantly improve the students vocabulary mastery.

Muniroh and Nartiningrum in their research, "*Using Cooperative Script to Improve The Eight Graders' Vocabulary mastery of SMP N 8 Malang*". Concluded that this method improved the students' vocabulary mastery. The scores showed that almost all of the students reached the criteria of success. The vocabulary test in the end of cycle 1 shows that 38 out of 39 students scored more than 75. The students showed much improvement in their vocabulary mastery.

Tamzil (2012) in his research, "*The Implementation of STAD (Student Team Achievement Division) to Improve Students Vocabulary Mastery at The First Grade of SMAN 1 Terbanggi Besar*". Concludes that this method can improve the students' vocabulary mastery. The result of this research show that it's was succesful because more than 70 % of the students of the grade X scored 60 or higher.

Pujiningsih (2010) in her research "*Improving Students' Vocabulary by Using Total Physical Response in the Sixth Year of MI NU Manafiu Ulum Kudus in the Academic Year of 2009/2010*". Concludes that this method can improve the students' English vocabulary including the meaning, spelling, pronunciation, and the using of words. The most significant improvement was the aspect of meaning and spelling.

Based on the explanation above, the writer concludes that there are many various method, strategy and techniques that have been used the previous researcher to teach and improve the students' vocabulary mastery. But, for this research, the writer has a different strategy and technique to teach vocabulary for the students that is cooperative script to know some part of vocabulary especially verb and noun.

## **B. Some Pertinent Ideas**

### 1. Definition of Vocabulary

Renandya and Richards (2002) state that vocabulary is a core component of language proficiency and provides much of the basic for how well the learner speak, listen, read, and write. Without and extensive vocabulary and strategy for acquiring new vocabulary, learners often achieve less than their potential.

Ur (1996) defines vocabulary as the word we teach in the foreign language. Interpreting from Ur, vocabulary is number of english words which is taught to students in teaching learning process. Related the learning process in school vocabulary which is learnt should be appropriated with the curriculum.

Furthermore Hornby in Nurkhaeni (2010) state that vocabulary as : 1). The total number words in a language; 2). All the words known by to a person or used in a particular book, subject, etc; 3). A list words with their meaning.

Hill and Lewis (1997) divide vocabulary into two types; active and passive vocabulary. Active vocabulary is the words that the students can understand, pronounce correctly and use constructively in speaking and writing. Passive vocabulary is words that the students recognize and understand when they occur in context, but which learners cannot produce correctly themselves.

According to Hill and Lewis (1997), there are relationship of words, they are:

1). Synonym are the relationship between two words that have same meaning.

These are no means as requests as people think. Though words may have similar denotative meaning (they represent the same concept) their connotation meanings often differ. Sometimes, it is possible for the teacher simply to say. For example “‘Enormous’ means the same as ‘very large’.

2). Antonym are often taught of as ‘opposites’ such as *hot, cold*. It is important for teacher to remember that *not hot*. Does not always mean *cold*; sometimes it is a question of degree. In these case students usually start by learning the extremes and learn intermediate word: *hot-warm-cool-cold*.

3). Complements are two words exist and one automatically excludes the other. For example: *-single/married*. In these case it is possible to explain by saying ‘*single*’ means ‘*not married*’.

- 4). Converses means a pair of words implies the other. For example: *parent/child*, *employer/employee*. Again, such words are best explained together.
- 5). Hyponyms are sense relation between words such as the meaning of one word is include the meaning of other. For example *car, van, lorry*, are hyponyms of *vehicle*. Often, such words are difficult to handle without translating. It is not much help to be told *a carnation is a kind of flower*. In such case transaltion is often necessary.

From the statements above, the writer concludes that vocabulary is a list of words with their meanings that accompanies a text book in a foreign language. So, it is important to teach vocabulary first to the students. Vocabulary plays a significant role in supporting the mastery of language skills such as listening, reading, writing, and speaking which are called by four skills of language. In order to communicate well in language, students should acquire an adequate number of words and should know how to use them accurately.

## 2. Kind of Vocabulary

Learning the meaning of words plays important roles in learning language. Learning vocabulary is the most essential and otherwise the learning of target language will never be able to use communicatively. Thornbury in Zahro' (2010) states that there are several kinds of general words classes. Generally, word does not usually have a single meaning. Various meaning that we find in a word can be classified into their types. The English vocabulary can be divided into four groups,

namely : noun, adjective, verb, and adverb. Each of these groups of vocabulary will be discussed in the following sections.

a. Noun

Noun is the name of any word that can stand as the subject or object of any sentence (Sukirman, 2013). According to Mew and Seaton (2007) nouns are divided into common nouns and proper nouns. Nouns come in the varieties; concrete noun, proper noun, collective noun, abstrak noun, singular noun, countable noun, and uncountable noun.

- a) Common noun : name anything of a person, place, a class or thing (e.g. book, pencil, bag, boy, glass, etc.)
- b) Proper noun : name spesific person, place or thing (e.g. Edward, England, Indonesia, etc).
- c) Compound nouns are two or more nouns that function as a single unit. A compound noun can be two individual words, word joined by a hyphen or two words combined (e.g individual words; time capsule hyphenated words; great uncle, combined words football, book shop, etc).
- d) Collective nouns : name groups of people or thing (e.g. family, audience, herd, crowd, etc).
- e) Abstract nouns are anything that cannot be touched, seen, smelled, or perceived by the sense (e.g. beauty, sadness, happiness, difficult, easy, etc).
- f) Concrete nouns is anything that we can see, touch, smell, or perceive by the sense (e.g. flower, book, pen, mountain, etc).

- g) Countable nouns is anything that can be counted (e.g. book, apple, cat, dog etc).
- h) Uncountable nouns is anything that cannot count (e.g. Sugar, water, milk, tea, sand, etc).

#### b. Adjective

An adjective modifies a noun or a pronoun by describing, identifying, or quantifying words. In other words, an adjective is a word which precedes, and qualifies a noun and a pronoun. Examples of adjective are *smart, small, clear, fat, big, sad, happy*, so on (Sukirman, 2013). And also they are the colour, commentator of language and the words that give your writing and speech flavor or tell us something about noun (e.g. black, beautiful, diligent, smart, humble, etc). When we use two or more adjectives, the usual order is : size, quality, colour, origin, substance. For example : a small black plastic box. In that sentence the word small refers to the size, the word black refers to colour, and the word plastic refers to the substance.

#### c. Verb

Sukirman (2013) states that English verb are a class of English words used to; 1) describe an action such as *make, study, and write*, 2) show existence such as *be* 3) indicates possession such *have* and *has*, or 4) designate a state of being such as *love, have, know, and understand*. In short, verbs indicate or show what is done by someone. Verbs are seriously important, because there is no way to have a sentence without them. In addition, Colman (2005) writes verbs are doing, being, and having words.



There are several kind of verb, such as :

1. Transitive verb is a verb that needs on object (e.g. she writes a poetry, he drive a car, etc).
2. Intransitive verb is a verb that does not need on object (e.g. read, sweep, dance, slips, etc).
3. Auxiliary verb is a verb that helps another verb or the principle verb to express action or condition or state of being (e.g. am, is, are, do, does, etc).

d. Adverb

Seaton and Mew (2007), they define adverb is a word that describe a verb, Adjective or the other adverb. Adverbs answer the questions “when ?”, “where ?”, “how ?”, or “to what extent ?” or words or phrase which modified a verb and adjective, another adverb and entire sentence. There are five kinds of adverb :

- a) Adverb of manner. It answers the “how” (e.g. well, hard, happily, quickly, slowly, etc).
- b) Adverb of place and direction. This adverb answers the question “where” (e.g. inside, outside, near, left, right, etc).
- c) Adverb of time. This answer the question “when” (e.g. now, yet, yesterday, soon, still, etc).
- d) Adverb of frequency. This answers the question “how often” (e.g. twice, often, never, usually, etc).

e) Adverb of degree. This adverb answers the question “to what degree” and denote “how much” with respect to adjective or adverb (e.g. almost, quit, rather, too, etc).

In addition, Colman (2005) states that adverbs tell how, when, and where, a thing is done. You had expect, therefore, to find adverbs connected to verbs and that’s where they mostly are, not always alongside, but still connected, for example : they come here often.

### 3. The importance of teaching vocabulary

Vocabulary is essentially vital in acquiring the target language of a speaker whether it is the second or foreign language. Subon (2015) argue that vocabulary has been claimed as the most important prerequisite in acquiring a language by the Natural Approach teaching practitioners and it has been regarded as the building blocks of language learning. This reveals that it is pertinent for the second and foreign language learners to acquire sufficient vocabulary knowledge to enable them to acquire their target language. So the teacher should be able to select the most appropriate way and tool to ensure the improvement of the students’ vocabulary ability. Vocabulary is very important in learning language. Therefore, vocabulary plays the most important role in learning English. Without basic vocabulary, there is very little we can do. There would not be possible if someone communicate with another people and have some diversity in sounds, pronunciation or in structure because we can accept what the vocabulary that we used.

Vocabulary is pivotal in the second and foreign language acquisition. This is because vocabulary covers all the lexical items learners need to know in order to meet their numerous educational needs (Subon, 2015). And Vocabulary items carry out different meaning where language learners can communicate and share idea to other more easy. It can be summarized that vocabulary has an important role in learning foreign language since the mastery of vocabulary is absolutely needed if one wants to be able to express their ideas and understand other's idea even to speak and write fluently. It can help the language learners in mastering the four skill, such as : reading, writing, speaking, and listening. We can share the idea and communicate with the other people of different country.

In addition, Renandya and Richards (2002) states that vocabulary is a core component of language proficiency and provides much of the basis for how well the learners speak, listen, write, or read. Without an extensive vocabulary and strategy for acquiring new vocabulary, learners often achieve less than their potential and may be discouraged from making use of language learning opportunities around them such as watching television, reading, using the language in different context, listening to the radio.

#### 4. The technique of Teaching Vocabulary

In teaching vocabulary, there are many techniques of teaching vocabulary through the compound word, games, graphics, and other contextual clues, each of them has advantages. The technique used by the teachers should enable to facilitate practical experience for learners in requiring the four language skill. Hulstijn in Nejad

Sharafi (2016) state that teachers should teach their students strategies that are potential to the improvement in the knowledge of vocabulary in addition to teaching specific words.

Foreign language is the ideal subject area for the use of memory technique : the process of learning words is essential matter of association what is initially a meaningless collection of syllables with a word in a language that we understand (O'Dell, 2008). Traditionally association has been carried out by repetition-saying, the word in one's own language and foreign language time and time again. The whole tedious way acquiring vocabulary can be used by three good techniques : the link word technique used image to link a word in one language with another word in another language, the town language mnemonic is a basic technique that the students should choose a town that he/she very familiar with should use object within that place, ; the cues to recall the image that link to foreign language and the hundred most common words is point out just 100 words comparing 50% of call word in conversation in a language, if you start learning a foreign language by learning the word which occur most frequently, then your learning will be effective.

In another way, it is stated the considering the problems associated with how importance of teaching vocabulary and mastery of vocabulary items saticsfactorily by the students' are necessary for English teachers to make better and improve their techniques of teaching vocabulary because the students will remember new better if presented in a memorable way to start it, we know the vocabulary is one of major problems encountered by English and foreign language. Chambers & Gregory (2006)

states that teaching is an integrated and complex that involves strategy, mechanism, technique, invitation, stimuli and several ways arranged by a teacher to help students in learning process and become a better learner, in order to achieve the learning objective.

##### 5. Definition of Cooperative script method

Cooperative is cooperation; acting or working together with a common purpose, willingness to be helpful or mutual assistance, while the *script* is writing a text of a play, speech, or a paper document.

Method is a way of doing strategy in teaching that used by the teacher about subject matter at the higher cognitive (Bull, 2008).

Cooperative Script can define as when two people cooperatively, their expectation, role and prior knowledge to the information to be discussed can potentially affect retention. In addition, a cooperative experiences has the potential facilitate subsequent individual study (Dansereau CS in Idrus, 2014).

Cooperative script can help students to achieve desired learning outcomes. (Dansereau & O' Donnell in Howard 1996).

Cooperative learning is effective in accelerating student achievement to focus on the conditions under which it is optimally effective (Weiner, 2003).

Cooperative script is also part of cooperative learning and as a method of cooperative; definition of cooperative learning is a powerful approach to learn because it is both an effective pedagogy and a compelling philosophy and worldview. (Cohen, 2004).

Dansereau CS in Slavin (1996) explains that cooperative script is one of method of learning, where students work in pairs and take turns verbally, the recaller summarizes the information while the listener corrects any errors.

Based on the statement above, cooperative learning is a method which attractive and become a world view, this method not only as a concept but also a technique to improve the interaction or cooperation students, many people who use this method, because the method cooperative learning is very varied, active, and create a joyful learning. Therefore the writer will use a cooperative method script. It's will make students to create a small group or in pairs. They will read the discourse text that teacher given and then students should make summary of the material. It respond it as listener and speaker to talk the subject. It's means one of them will be orally summarize and the other listen in correcting the summarize and help their partner if there is wrong in the summarize that they have made.

#### 6. Teaching vocabulary through Cooperative script

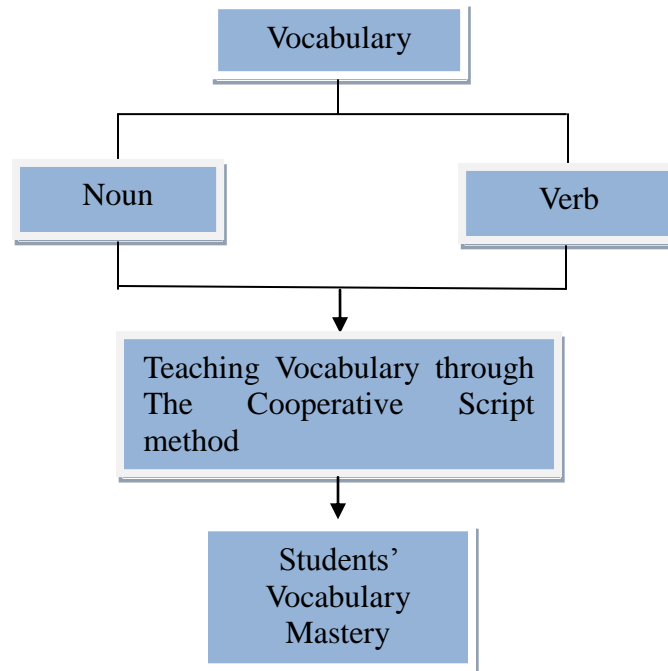
Mastering a great number of vocabularies is a very hard thing to do, especially for beginner. In relation, to this fact, the researcher has to apply various ways in order to help students to master the intended vocabularies in the target language. Even though vocabularies are confessed as the most important language component, not all English teachers gave great attention on the technique of teaching it. According to Kamil and Hiebert (2005) to have an impact to children's comprehension, vocabulary teaching should be rich, intensive and full of interesting information. The teacher is demanded to make the learning process more innovative which can help the student

study optimum both autodidactic or in the classroom. The teacher is expected to apply kind of various teaching technique, effective and selective based on the standar competence.

Slavin (1996) states that the cooperative learning on achievement are strongly mediated by the cohesiveness of the group, in essence that students will help one another learn because they care about one another and want one another to succeed. So cooperative script is one of way to teach English vocabulary for the students because it is an easy to make the students in understanding and using unfamiliar word or new vocabulary, in this method the students will work together with their pairs or group and then they read a section of text, they will make a summary with their partner and there are as speaker and listener. According to Slavin (1996) wrote Dansereau's design that Cooperative Script is a person acts as reader of the text while other as listener who corrects mistakes worth noted that within cooperative script there was an agreement problems. Ultimately, this approach would make the students active within the learning process. So, it is interesting that while both participants in the cooperative pairs gain from the activity especially to command and apply their vocabulary.

### C. Theoretical Framework

**Figure 1. Theoretical Framework**



Vocabulary is the one of components and an aspects that very importance to support language component skills. Teaching vocabulary will be focus on noun and verb and also hoped full of variation to make students impressed and avoid boring especially to make them an easy in understanding the material that their learned.

There are some various activities can be done in teaching English vocabulary. One of various activities is the use of cooperative script method because in this method the students will do collaboration with their pairs or group to make summary from the text, they respond it as listener and speaker. This very important to make the students feel relax and enjoy in their learning activities with their friends and it is



considered as one of interesting enjoyable activities. This method can be the students active and interest to learn more vocabulary and hopefully to be better on meaning.

**D. Hypothesis**

Based on problem statement presented by the researcher, The hypothesis of this research was formulated as follows :

**H<sub>1</sub>**: The use of Cooperative script method can be effective to improve students' vocabulary in the second grade of MTs Madani Alauddin.

## CHAPTER III

### RESEARCH METHOD

This chapter deals with research method, population and sample, variables and instrument, data collection procedures, data analysis techniques and statistic procedures.

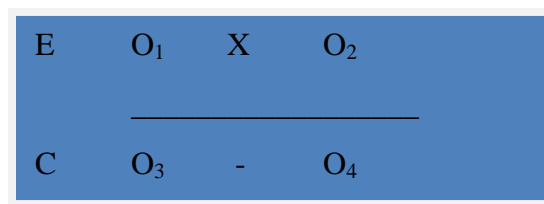
#### *A. Research Method*

Research method was a procedure that used in the research systematically. It started from planning, collecting data, until step of interpretation of conclusion.

##### 1. Research design

The design of this research was quasi-experimental research. In this case the researcher wanted to know the significant effect of Cooperative script to improve students' vocabulary mastery

This was a model of Quasi-Experimental design, exactly Non-equivalent Control Group design:



**Figure 2. Experimental Design**

(Adapted from Sugiyono, 2015)

Explanation:

E : Experimental class

C : Control class

O<sub>1</sub> : Pre-test in experimental class

O<sub>2</sub> : Pre-test in control class

X : Treatment for experimental class by using Cooperative script method

O<sub>3</sub> : post-test in experimental class

O<sub>4</sub> : post-test in control class

### **B. *Research Variable***

There were two variables in this research; they were independent variable and dependent variable:

#### 1. Independent variable

The independent variable was Cooperative script method, which was the teaching aids that help the students to improve in mastering vocabulary. Independent variable affected by dependent variable. It showed how the use of Cooperative script method could improve students vocabulary.

#### 2. Dependent variable

The dependent variable was students mastery vocabulary in learning English. Dependent variable was affected by independent variable.

### ***C. Population and Sample***

#### **1. Population**

Population is the subject of the research overall (Arikunto, 2013). The population of this research were the second grade of MTs Madani Alauddin Pao-Pao. The population consists of three classes VIII/A, VIII/B, and VIII/C. The total of population is 99 students.

#### **2. Sample**

The researcher applied the Purposive Sampling Technique in which two class taken as sample. In this case, the researcher chosen class VIII/C as the experimental class and class VIII/B as the control class. Each of the classes consists of 25 students, therefore the total number of students are 50.

### ***D. Research Instrument***

The instrument of this research used the vocabulary test that consist of 15 item of multiple choice and 10 questions were completion to complete the sentence. The test used before and after given the treatment, pre-test given before the treatment to check students' prior knowledge or the students' mastery, and the post-test given after the treatment to know the impact on the students vocabulary mastery after being treated cooperative script method.

### ***E. Data Collection Procedure***

This research carried out from 4<sup>th</sup> February 2017, until 4<sup>th</sup> March 2014. During the research, the researcher conducted treatment and collected data or information

from any subject. The procedures of treatment were chronogically performed as following :

a. *Experimental Class*

1. Saturday, 4<sup>th</sup> February 2017, the researcher performed pre-test. (*The result, see Appendix A:44*).
2. Friday, 10<sup>th</sup> February 2017, the researcher did the treatment with material about recount text. In the treatment, the researcher divided students into pairs and ask them to translate the topic as summary then they had to find many vocabularies that correlated with the material. After that the students had to give presentation in front of class with their pairs. It was as the first meeting in learning-teaching process.
3. Saturday, 11<sup>th</sup> February 2017, the researcher continued the research with material about descriptive text, the researcher asked the students to analyze the picture then they made their opinion about the picture in the English sentences as their summary.
4. For the third meeting the researcher taught about material tenses on Friday, 17<sup>th</sup> February 2017 until the fifth meeting on Friday 24<sup>th</sup> February 2017. In this meeting, the students made some sentence with using the formula tenses that their learned.
5. In the last meeting on Saturday, 25<sup>th</sup> February 2017, the researcher gave treatment with material announcement and the students had to find new vocabulary that related with material.

6. Friday, 3<sup>th</sup> March 2017, the researcher gave post-test to the students to know the result after given the treatment exactly cooperative script method in experimental class. (*See Appendix A:44*)

The researcher used cooperative script method in teaching vocabulary to the students. All treatment in each meeting had same teaching procedures as the following procedures :

- a) The researcher introduced and explained about the topics.
- b) The researcher divided the students into pairs.
- c) The researcher given each student to read the material with their pairs.
- d) The researcher asked each pairs make summaries from the material that their read.
- e) The researcher and students decided who first serve as a speaker and who as a listener, as speaker: read the summary that their made, as listener: correcting, and helping remember about the summary in text.

b. *Control Class*

In control class, the researcher did not give a treatment to the students, but the researcher just given a pre-test and did observation during six meeting after that the researcher given post-test. It's aimed to know how the students ability in mastering vocabulary who did not get a treatment.

1. Monday, 6<sup>th</sup> February 2017, the researcher gave pre-test in control class. (*See Appendix B:45*)

2. The first observation on Saturday, 11<sup>th</sup> February 2017, the teacher explained material about recount text and the teacher ask the students translate the topic with using dictionary.
3. The second observation on Monday, 13<sup>th</sup> February 2017, the teacher taught material about descriptive text. The teacher ask them to analyze a picture in the textbook and after that the students described it is in the sentence.
4. The third observation on Saturday, 18<sup>th</sup> February 2017 until the fifth observation on Saturday, 25<sup>th</sup> February 2017, the teacher gave material about tenses. In this meeting, the teacher explained the tenses formula to make sentence in English then the teacher gave feedback about the material.
5. In the last observation on Monday, 27<sup>th</sup> February 2017, the teacher taught with material announcement and the teacher explained the kind of announcement after that ask the students to work assignment in the textbook.
6. Saturday, 4<sup>th</sup> March 2017, the researcher gave post-test to compare the students ability that given treatment and the students that did not give the treatment. (*the result, see Appendix B:45*)

In collecting data, the researcher brought 3 (three) activities as follows:

1) Administering the pre-test

In administering this pre-test, the researcher gave 25 number of objective test. It conducted on Saturday, 4<sup>th</sup> February 2017 in the experimental class and on Monday, 6<sup>th</sup> February 2017 in the control class. The time work 60 minutes.

2) Administering the treatment

In administering this treatment, the researcher took six meetings and each meeting ran for 70 minutes for leading the treatment, they were carried out on 10<sup>th</sup> February 2017 until on 25<sup>th</sup> February 2017.

3) Administering the post-test

In administering the post-test, the researcher gave the objective test that almost same with the pre-test. It conducted on Friday, 3<sup>th</sup> March 2017 to experimental class and control class on Saturday, 4<sup>th</sup> March 2017.

**F. Data Analysis Technique**

The data collected through the test by using inferential statistic percentage. Score was also used to know the students' ability in mastering vocabulary. The steps under taken in quantitative analysis employing the following formulas:

1. Scoring the student's answer by using the following formula :

$$\text{Score} = \frac{\text{Total Correct}}{\text{Total Items}} \times 100$$

(Brown, 2014)



2. Classifying the score answer into the following criteria.

No.	Classification	Score
1	Very Good	91-100
2	Good	76-90
3	Fair	61-75
4	Poor	51-60
5	Very Poor	≤ 50

(Depdiknas, 2005)

3. Calculating the mean score of the students' answer by using the following formula:

$$\bar{X} = \frac{\sum X}{N}$$

Where:

$\bar{X}$  = mean score

$\sum X$  = the sum of all scores

N = the total number of subject

(Gay, 2006)

4. Finding out the standard deviation by applying this formula:

$$SD = \sqrt{\frac{SS}{N-1}}, \text{ where } SS = \sum X^2 - \frac{(\sum X)^2}{N}$$

Where:

SD = Standard Deviation

SS = The sum of square

N = Total number of the subjects

$\sum X^2$  = The sum of all square; each score is squared and all the squares are added up

$(\sum X)^2$  = The square of the sum; all the scores are added up and the sum is square, total.

(Gay, 2006)

5. The formula used in finding out the difference between students' score in pre-test and post-test.

$$t = \frac{\bar{x}_1 - \bar{x}_2}{\sqrt{\left(\frac{SS_1 + SS_2}{n_1 + n_2 - 2}\right) \left(\frac{1}{n_1} + \frac{1}{n_2}\right)}}$$

Where:

t = Test of significance

$\bar{x}_1$  = Mean score of experimental group

$\bar{x}_2$  = Mean score of control group

SS<sub>1</sub> = Sum square of experimental group

SS<sub>2</sub> = Sum square of control group

n<sub>1</sub> = Number of students of experimental group

n<sub>2</sub> = Number of students of control group.

(Gay, 2006)

## CHAPTER IV

### FINDINGS AND DISCUSSIONS

This chapter describes both the findings and the discussions of this research.

#### A. Findings

Findings of the study deal with the presentation rate of the students' score obtained from the test to find the mean score, standard deviation, test of significance, and hypothesis testing.

##### 1. The Classification of Students' Pre-test Scores in Experimental and Control Class.

The next page table show the distribution of frequency and percentage of final score of students' vocabulary at the second grade of MTs Madani Alauddin Pao-Pao in pre-test and post-test experimental class.

**Table 1**

The distribution of frequency and percentage score of experimental class in pre-test

No	Classification	Score	Frequency	Percentage
1.	Very Good	91-100	0	0%
2.	Good	76-90	0	0%
3.	Fair	61-75	14	56%
4.	Poor	51-60	6	24%
5.	Very Poor	Less than 50	5	20%
<b>Total</b>			<b>25</b>	<b>100%</b>

The table shows the rate percentage of score of experimental class in pre-test from 25 students, none of the student obtained very good and good score. There were 14 (56%) students obtained fair score, 6 (24%) students obtained poor score and 5 (20%) students obtained very poor.

**Table 2**

The distribution of frequency and percentage score of  
Control class in pre-test

No	Classification	Score	Frequency	Percentage
1.	Very Good	91-100	0	0%
2.	Good	76-90	2	8%
3.	Fair	61-75	15	60%
4.	Poor	51-60	5	20%
5.	Very Poor	Less than 50	3	12%
<b>Total</b>			<b>25</b>	<b>100%</b>

Table 2 shows the percentage of score of control class in pre-test from 25 students, none of the students obtained very good score. There were students 2 (8%) obtained good score, 15 (60%) students obtained fair score, 5 (20%) students obtained poor score and 3 (12%) students obtained very poor score.

Based on the table 1 and 2, it can be concluded that the rate percentage in pre-test for experimental class was lower than the rate percentage for control class.

## 2. The Classification of Students' Post-test Scores in Experimental and Control Class.

Following the table shows the distribution of frequency and percentage of final score of teaching vocabulary at the second grade of MTs Madani Alauddin Pao-Pao in post-test for experimental class and control class.

**Table 3**  
The distribution of frequency and percentage score of  
Experiment class score in post-test

No	Classification	Score	Frequency	Percentage
1.	Very Good	91-100	0	0%
2.	Good	76-90	5	20%
3.	Fair	61-75	16	64%
4.	Poor	51-60	3	12%
5.	Very Poor	Less than 50	1	4%
<b>Total</b>			<b>25</b>	<b>100%</b>

The rate percentage of score of experimental class in post-test from 25 students as table 3 above shows that there were 5 (20%) students obtained good score, 16 (64%) students obtained fair score, 3 (12%) students obtained poor score and only 1 (4%) student obtained very poor score.

**Table 4**

The distribution of frequency and percentage score of  
Control class score in post-test

<b>No</b>	<b>Classification</b>	<b>Score</b>	<b>Frequency</b>	<b>Percentage</b>
1.	Very Good	91-100	0	0%
2.	Good	76-90	2	8%
3.	Fair	61-75	11	44%
4.	Poor	51-60	6	24%
5.	Very Poor	Less than 50	6	24%
<b>Total</b>			<b>25</b>	<b>100%</b>

The rate percentage of score of experimental class in post-test from 25 students as table 3 above shows that, there were 2 (8%) students obtained good score, 11 (44%) students obtained fair score, 6 (24%) students obtained poor score and 6 (24%) students obtained very poor score.

Based on result above, it can be concluded that the rate percentage in post-test for experimental class was higher than rate percentage control class score. Although the value did not far different. It can be seen in the table 3 and 4. In Experimental class only 3 (12%) students obtained poor score and 1 (4%) student obtained very poor score. While in control class there were 6 (24%) students obtained poor score and 6 (24%) students obtained very poor.

### 3. Mean Score and Standard Deviation of Experimental Class and Control Class

After calculating the result of the students score, the mean score and standard deviation of both classes can be presented in the following table.

**Table 5**

The Mean Score and Standard Deviation of Experimental and Control Class

Class	Pre-test		Post-test	
	Mean Score	Standard Deviation	Mean Score	Standard Deviation
Experimental	53.8	7.18	68.16	17.70
Control	62.8	9.56	57.84	14.56

The table above indicated the mean score of Experimental class in the pre-test was 53.8 and the standard deviation was 7.18 and the mean score of the Control class in the pre-test was 62.8 and the standard deviation was 9.56. while the mean score of experimental class in post-test was 68.16 and the standard deviation was 17.70 and the mean score of control class in the post-test was 57.84 and its standard deviation was 14.56. It can be concluded from both of the classes ; the experimental class obtained the higher mean score in the post-test than the control class.

### 4. Test of Significance

The significant score between experimental and control class can be calculated by using t-test. The result of the t-test can be seen in table 6 as follows:

**Table 6**

The T-test of Students' Achievement

<b>Variable</b>	<b>t-test</b>	<b>t-table</b>
$X_1 - X_2$	3.05	2.00

Table 6 showed the result of test of significance testing. For the level of significance ( $p$ ) 0, 05 and the degree of freedom ( $df$ )  $(N_1 + N_2) - 2 = (25 + 25) - 2 = 48$ , showed that the value of the t-test was higher than t-table. The result of the test clearly showed that there was a significant difference between the students' score in the experimental and control class after the treatment Cooperative Script method. It indicated that the Cooperative Script method improved the students' Vocabulary mastery. It meant that  $H_1$  was accepted because the t-test was higher (3.05) than t-table (2.00) while  $H_0$  was rejected. Therefore, the hypothesis of the research was accepted.

### **B. Discussions**

Cooperative Script was a suitable method applied in the classroom in teaching vocabulary. This method help the students to learn a new word and they can write much vocabulary that related with the theme then it could help student to remind information that they got before and their information to connect with the topic . They worked together with their friends in pairs by doing collaboration in making summary that their read, and they took turns talking disclose summary that they made. It's



respond as a speaker and listener. So it can be being them more active and creative participation and involvement of the subjects under study.

In this study, several things have been inferred logically. First, for both of classes, they were inclined to have similar problems, they had lack vocabulary. For example when they were conducting a pre-test, the most of them difficult to answer the test. Second, the subjects in Experimental class show their big desire in learning process. For instance, they were enthusiastic in learning process; they built creativity to write much vocabulary that related with the topic. Third, students in Experimental class show their improvement after applied the cooperative script method. There are 5 students obtained good score, 16 students obtained fair score, and 3 students obtained poor score then only 1 student obtained very poor score.

Analysis of the mean score gap in the post-test between the Experimental and control ensures if the approach used was effective. The mean score of the Experimental class was 68.16 and 57.84 for Control class. It meant the gap of the students' score of the Experimental and Control class was 10.32. The explanation of the gap between the two classes indicated that the Experimental class showed higher improving than the Control class while the Control class scores were decreased.

To sum up, based on the the result of this study, which showed the students' scores were higher after the treatment in Experimental class using Cooperative Script method effective to improve their vocabulary mastery. Therefore, this method could apply in teaching English especially vocabulary. And also the researcher used cooperative script as the teaching method.

The implementation of cooperative script was in line with Brown (2001) who state that vocabulary can be taught within the reading section through class activity that focus the students' attention on vocabulary rather just learning isolated vocabulary by memorizing a list a words. The result of this research supported Brown's statement above. It also supported by Falchikov (2001) states that Cooperative script can help students to understand new material and relate it to previous knowledge, using oral summarizing, metacognitive activities (comprehension, error correcting, evaluation) and elaboration activities. Therefore, According to Muniroh and Nartiningrum (2013) in their research successfully used cooperative script as the teaching technique to motivate the students to learn new vocabulary. So it can be concluded that, the implementation of cooperative script method at the second grade of MTs Madani Alauddin Pao-Pao was improved the students' vocabulary mastery.

## CHAPTER V

### CONCLUSIONS AND SUGGESTIONS

This chapter presents the conclusions as well as few suggestions of this study. Suggestions were taken based on findings and conclusions obtained in this research.

#### *A. Conclusion*

Based on the findings and discussions, it can be concluded that The students' vocabulary mastery taught by using cooperative script at the second grade of MTs Madani Alauddin Pao-Pao. The result of data analysis showed that the total score of students in Experimental class in the post-test was 1704 and 1446 for Control class. In addition, the mean score in post-test for Experimental class was 68.16 and 57.84 for Control class. The data showed that the students' score and the students' competence in Experimental class was higher than in Control class. It meant that Cooperative script method more effective method than conventional strategy in teaching vocabulary at second grade of MTs Madani Alauddin Pao-Pao. And the result of the T-test for both classes in post-test was 3.05 compared to the t-table with 2.00, since the score of t-test was larger than the score of t-table, null hypothesis ( $H_0$ ) was rejected and alternative hypothesis ( $H_1$ ) was accepted. It meant that the cooperative script method which was applied in the Experimental class was effective to improve students' vocabulary mastery.

**B. Suggestions**

In relation to the conclusion above, the researcher proposes the following offers:

1. The teacher should find out the effective strategy in teaching vocabulary because many of them still difficult in understanding material English.
2. The teacher also must evoke the students motivation in order they can more interesting to learn English.
3. The students should be good learners; they should involve themselves in the classroom and pay attention to their teacher.
4. The students should respect their teacher fully attention to the lesson for supporting the learning process running well.
5. The teacher should use many alternative strategies in teaching English especially in mastery the vocabulary so that they can be an easy in understanding the material.
6. Cooperative script method can be suggested to use for teacher as an alternative strategy in teaching vocabulary.
7. Cooperative script method is not only can be used for the beginner for advance itself.
8. The English teacher should be creative in developing teaching material and present the learning process enjoyable.

9. For the further researcher is suggested to find out much reference about Cooperative script method.

## BIBLIOGRAPHY

- Arikunto, Suharsimi. *Prosedur Penelitian: Suatu Pendekatan Praktik*. Cet. XV: Jakarta: Rineka Cipta. 2013.
- Brown.H, Douglass. *Teaching by Participles an Interactive Approach toLanguage Pedagogy Strategies of Reading*. Longman: A Person Education company. 2001.
- Brown, H. Doughlas. *Teaching by Principle on Interactive Approach to Language Pedagogy*. San Francisco : San Francisco State University. 2014.
- Bull, Victoria. *Oxford Learner's Pocket Dictionary*. Fourth Edition : Oxford University Press. 2008.
- Chamber, E & Gregory, M. *Teaching and Learning English Literature*. SAGE Publiciations L.td. 2006.
- Cohen, Elizabeth G., C.S. *Teaching Cooperative Learning*. New York: University New York, Albany. 2004.
- Colman, R. *The Briefest English Grammar Ever*. UNSW Press. 2005.
- Departement Pendidikan Nasional. *Petunjuk Teknis Pengajaran Bahasa Inggris*. Jakarta : Depdiknas. 2005.
- Falchikov, Nancy. *Learning together-Peer Tutoring in Higher Education*. London: Routledge Falmer. 2001.
- Gay, et al. *Educational Research: Competencies for Analysis and Applications*. Edition. VIII: New Jersey: Pearson Education Inc. 2006.
- Howard, Bruce C. *A-Meta Analysis of Scripted Cooperative Learning*. West Virginia University : ERIC. 1996.
- Hill, and Lewis, et al. *Practical Technique for Language Teaching*. Hove : Commercial Color Press PK. 1997.
- Idrus. *Using Cooperative Script Technique to Increase The Reading Comprehension of The Second Years Students of SMPN 3 Duampanua Kabupaten Pinrang*. Graduating Paper. Makassar : UIN Alauddin. 2014.

- Kamil, M. L. and Hiebert, E. H. *Teaching and Learning Vocabulary : Bringing Research to Practice*. London : Laurence Erlbaum Associates Publisher. 2005.
- Mew, Y. H. and Seaton, A. *Basic English Grammar : for English Language Learner*. United States : Saddleback Education Publishing. 2007.
- Muniroh, Siti. And Nartiningrum, N. *Using Cooperative Script to Improve The Eight Graders' Vocabulary Mastery*. Graduating Paper. Malang: University State of Malang. 2013.
- Nejad Sharafi, Maryam. *Exploring the Effectiveness of Critical Thinking on Vocabulary Learning by Malaysian EFL Learners*. Vol. 6 : [Online] 04 December 2016. From <http://dx.doi.org/10.5296/jse.v6i2.9520>. 2016.
- Nurkhaeni, Ika. *Improving Students' Vocabulary Through English Song (A Classroom Action Research at The Fifth Grade Student of SD Negeri Demakan 02, Mojolaban*. Graduating Paper. Surakarta : Sebelas Maret University. 2010.
- O'Dell, F. *Cambridge Objective 2<sup>nd</sup> Edition*. Cambridge University Press. 2008.
- Pujiningsih, Nining. *Improving Student' English Vocabulary By Using Total Physical Response (A Classroom Action Research in The Sixth Year of MU NU Manafiuul Ulum in The Academic Year of 2009-2010)*. Graduating Paper. Surakarta : Sebelas Maret University. 2010
- Renandya, W.A. and Richards, J. C. *Methodology in language Teaching*. An Anthology of Current Practice. Cambridge University Press. 2002.
- Slavin, Robert E. *Research on Cooperative Learning and Achievement: What We Know, What We Need to Know*. Contemporary Educational Psychology : John Hopkins University. Academic Press, Inc. 1996.
- Subon, Frankie. *Direct Vocabulary Instruction : The Effects of Contextualised Word Families on Learners' Vocabulary Acquisition*.:Universitas Technology MARA : Elsevier L.td. Malaysia. 2015.
- Sugiyono, *Metode Penelitian Pendidikan: Pendekatan Kuantitatif, Kualitatif, dan R&D*. Cet. XXII : Bandung. Alfabeta. 2015.
- Sukirman. *English Morphology*. Cet 1 : Alauddin University Press. 2013.

- Tamzil, Haris. *The Implementation of STAD (Student Team Achievement Division) to Improve Students Vocabulary Mastery at The First Grade of SMAN 1 Terbanggi Besar*. Graduating Paper. Bandar Lampung : Universitas Lampung. 2012.
- Ur, Penny. *A Course in Language Teaching : Practice and Theory* : Cambridge University Press. 1996.
- Wastinih, *The Use Cooperative Script to Increase Students' Speaking Skill at The Eight Grade of SMP Negeri 1 Gresik*. Graduating Paper. Cirebon : University of Swadaya Gunung Jati. 2013.
- Weiner, Irving B. *Handbook of Psychology Vol : 7 Educational Psychology* : Canada. John Wiley & Sons Inc. 2003.
- Yuliawati, Ni Kadek. *Improving Vocabulary Mastery Throught Think-Pair-Share of The Eight Grade Students of SMP Harapan Nusantara Denpasar in Academic Year 2012/2013*. Graduating Paper. Denpasar : Mahasaraswati Denpasar University. 2013.
- Zahro', Masning. *The Use of Song Lyrics to Improve Srudents' vocabulary of Verb (an Experimental Research at the Eighth Grade Students of MTs Uswatun Hasanah Mangkang Semarang*. Graduating Paper. Semarang : Walisongo State Institute for Islamic Studies. 2010.



## CURRICULUM VITAE



The researcher, Idzni Fildza Dg. Maulana was born on October 11<sup>th</sup> 1995 in Solog, Bolaang Mongondow regency. She has a lovely the oldest sister Rismawati and two youngest brother; Muh. Ikhsanuddin Dg. Munir and Muh. Faisal Dg. Munir. She is the first second of her beloved parents; Abd. Munir Dg. Maulana and Kurniati.

The researcher got her first education at MIN Ngalipaeng in 2002 and graduated in 2007. In the same year, she continued her study in MTs Lolak Bolaang Mongondow regency and finished in 2010. Then she continued her study in MAN Kotamobagu city and finished in 2013.

In following year, she continued her study at Alauddin State Islamic University of Makassar. She was majoring in English Education Department in Tarbiyah and Teaching Science Faculty. Now, she has been finishing her study and finishing her final project with the tittle : **“The use of Cooperative Script Method in Teaching Vocabulary at The Second Grade of Mts Madani Alauddin Pao-Pao”**.

### APPENDIX A

#### The Row Score of the students' Pre-test and Post-test in Experiment Class

No	Respondents	Pre-test		Post-test	
		X	X <sup>2</sup>	X	X <sup>2</sup>
1	Muh. Nurul Aiman M.	68	4624	76	5776
2	Muh. Raihan Nur Iman M.	64	4096	68	4624
3	Muh. Rifki Ramadhan	56	3136	64	4096
4	Muh. Rizki Hisyam	56	3136	60	3600
5	Muh. Syafaat	48	2304	60	3600
6	Muh. Alvahrefi B.	68	4624	76	5776
7	Muh. Fiqri Fahrezi A.	64	4096	72	5184
8	Nu'aim Mujmir	60	3600	68	4624
9	Nur Faisal Jamsu	64	4096	68	4624
10	Nur'ian	64	4096	68	4624
11	Rahmat Fajar	72	5184	72	5184
12	Syahrifa Fahriyah	28	784	72	5184
13	Gilang Kurnia C.	60	3600	64	4096
14	Rafika Nur isna	72	5184	80	6400
15	Siti Hartanti	68	4624	76	5776
16	Siti Aisya Septianti	32	1024	64	4096
17	Siti Salwa Syifa	56	3136	64	4096
18	Andi Siti Zahra	72	5184	80	6400
19	Sumayyah	68	4624	72	5185
20	A. Muhammad Qolbi	28	784	44	1936
21	Fahrul	50	2500	64	4096
22	Tarisyah	68	4624	72	5184

23	Muh. Farhan Fawwaz	64	4096	72	5184
24	Afria Angriani	60	3600	60	3600
25	Andi Alfa Nuriyah	64	4096	68	4624
$\Sigma$		<b>1474</b>	<b>85668</b>	<b>1704</b>	<b>117568</b>
<b>Average</b>		<b>58.96</b>		<b>68.16</b>	

Where:

$\Sigma$  : Sum of each datum  
Average : Mean score

## APPENDIX B

### The Row Score of the students' Pre-test and Post-test in Control class

No	Respondents	Pre-test		Post-test	
		X <sup>1</sup>	X <sup>2</sup>	X <sup>1</sup>	X <sup>2</sup>
1	Khairul Irsyad S.	68	4624	56	3136
2	Krisna Kusumawardana	68	4624	64	4096
3	M. Achmad Syahwal	68	4624	68	4624
4	Muh. Alisati Hasibuan	72	5184	72	5184
5	Muh. Asrullah R.	72	5184	64	4096
6	Muh. Farham Maulana.	68	4624	28	784
7	Muh. Fath Agung N.	62	3844	60	3600
8	Muh. Erlangga	28	784	28	784
9	Khaerunnisah A.	56	3136	48	2304
10	Magfiratul Adawiyah A.	68	4624	68	4624
11	Mayang Sari	68	4624	60	3600
12	Melly Sandi	64	4096	64	4096

13	Musrifah Dahlan	28	784	28	784
14	Nindi Afrilia H.	76	5776	76	5776
15	Nuryahya Rahmawati	60	3600	56	3136
16	Nurannisa	68	4624	32	1024
17	Nurul Aditya P.	60	3600	68	4624
18	Siti Rahma	62	3844	68	4624
19	Muh. Kholil G.S	64	4096	64	4096
20	A. Alfiyah Febyola	72	5184	64	4096
21	Azizah Novianti R.	72	5184	56	3136
22	Sucita Nuraini Bakri	50	2500	50	2500
23	Sulastri	60	3600	68	4624
24	Vina Apriana	76	5776	76	5776
25	Nayla Adelia	60	3600	60	3600
$\Sigma$		<b>1570</b>	<b>96404</b>	<b>1446</b>	<b>88724</b>
<b>Average</b>		<b>62.8</b>		<b>57.84</b>	

**Where:**

$\Sigma$  : Sum of each datum

Average : Mean score

## APPENDIX C

### The Mean Score of Experimental Class and Control Class

#### A. Experimental Class

1. Pre-test

$$\begin{aligned}\bar{X}_1 &= \frac{\sum X}{N} \\ &= \frac{1474}{25} \\ &= 58.96\end{aligned}$$

2. Post-test

$$\begin{aligned}\bar{X}_1 &= \frac{\sum X}{N} \\ &= \frac{1704}{25} \\ &= 68.16\end{aligned}$$

#### B. Control Class

1. Pre-test

$$\begin{aligned}\bar{X}_2 &= \frac{\sum X}{N} \\ &= \frac{1570}{25} \\ &= 62.8\end{aligned}$$

2. Post-test

$$\begin{aligned}\bar{X}_2 &= \frac{\sum X}{N} \\ &= \frac{1446}{25} \\ &= 57.84\end{aligned}$$

## APPENDIX D

### The Standard Deviation and T-Test of Experimental and Control Class in pre-test

#### 1. Standard Deviation of Pre-test in Experimental Class

$$SD = \sqrt{\frac{SS}{N-1}}, \text{ where } SS = \sum X^2 - \frac{(\sum X)^2}{N}$$

$$SS = \sum X^2 - \frac{(\sum X)^2}{N}$$

$$85668 - \frac{1474^2}{25}$$

$$85668 - \frac{2172676}{25}$$

$$85668 - 86907.04$$

$$SS1 = -1239.04$$

$$SD = \sqrt{\frac{SS}{N-1}}$$

$$SD = \sqrt{\frac{-1239.04}{25-1}}$$

$$= \sqrt{\frac{-1239.04}{24}}$$

$$= \sqrt{-51.63}$$

$$SD = -7.18$$

## 2. Standard Deviation of Pre-test in Control Class

$$SD = \sqrt{\frac{SS}{N-1}}, \text{ where } SS = \sum X^2 - \frac{(\sum X)^2}{N}$$

$$SS = \sum X^2 - \frac{(\sum X)^2}{N}$$

$$96404 - \frac{(1570)^2}{25}$$

$$96404 - \frac{2464900}{25}$$

$$96404 - 98596$$

$$SS = -2192$$

$$SD = \sqrt{\frac{SS}{N-1}}$$

$$\begin{aligned}
 SD &= \sqrt{\frac{-2192}{25-1}} \\
 &= \sqrt{\frac{-2192}{24}} \\
 &= \sqrt{-91.33}
 \end{aligned}$$

$$SD = -9.56$$

### 3. T-test in the pre-test

$$t = \frac{\bar{x}_1 - \bar{x}_2}{\sqrt{\left(\frac{SS_1 + SS_2}{n_1 + n_2 - 2}\right) \left(\frac{1}{n_1} + \frac{1}{n_2}\right)}}$$

$$t = \frac{58.96 - 62.8}{\sqrt{\left(\frac{(-1239.04) + (-2192)}{25 + 25 - 2}\right) \left(\frac{1}{25} + \frac{1}{25}\right)}}$$

$$t = \frac{-3.84}{\sqrt{\left(\frac{-3431.04}{48}\right) \left(\frac{2}{25}\right)}}$$

$$t = \frac{-3.84}{\sqrt{(-71.84) \cdot (0.08)}}$$

$$t = \frac{-3.84}{\sqrt{-5.72}}$$

$$t = \frac{-3.84}{-2.39}$$

$$t = 1.61$$

## APPENDIX E

### The Standard Deviation and T-Test of Experimental and Control Class in Post-test

#### 1. Standard Deviation of Post-test in Experimental Class

$$SD = \sqrt{\frac{SS}{N-1}}, \text{ where } SS = \sum X^2 - \frac{(\sum X)^2}{N}$$

$$\begin{aligned} SS &= \sum X^2 - \frac{(\sum X)^2}{N} \\ &= 117568 - \frac{1704^2}{25} \\ &= 117568 - \frac{2903616}{25} \\ &= 117568 - 116144.64 \\ SS1 &= 1423.36 \end{aligned}$$

$$\begin{aligned} SD &= \sqrt{\frac{SS}{N-1}} \\ &= \sqrt{\frac{1423.36}{25-1}} \\ &= \sqrt{\frac{1423.36}{24}} \\ &= \sqrt{59.31} \\ SD &= 17.70 \end{aligned}$$



## 2. Standard Deviation of Post-test in Control Class

$$SD = \sqrt{\frac{SS}{N-1}}, \text{ where } SS = \sum X^2 - \frac{(\sum X)^2}{N}$$

$$\begin{aligned} SS &= \sum X^2 - \frac{(\sum X)^2}{N} \\ &= 88724 - \frac{(1446)^2}{25} \\ &= 88724 - \frac{2090916}{25} \\ &= 88724 - 83636.64 \end{aligned}$$

$$SS = 5087.36$$

$$\begin{aligned} SD &= \sqrt{\frac{SS}{N-1}} \\ &= \sqrt{\frac{5087.36}{25-1}} \\ &= \sqrt{\frac{5087.36}{24}} \\ &= \sqrt{211.97} \end{aligned}$$

$$SD = 14.56$$

## 3. T-test in the post-test

$$t = \frac{\bar{x}_1 - \bar{x}_2}{\sqrt{\left(\frac{SS_1 + SS_2}{n_1 + n_2 - 2}\right) \left(\frac{1}{n_1} + \frac{1}{n_2}\right)}}$$

$$t = \frac{68.16 - 57.84}{\sqrt{\left(\frac{1423.36 + 5087.36}{25 + 25 - 2}\right) \left(\frac{1}{25} + \frac{1}{25}\right)}}$$

$$t = \frac{10.32}{\sqrt{\left(\frac{6510.72}{25}\right) \left(\frac{2}{25}\right)}}$$

$$t = \frac{10.32}{\sqrt{(135.64)(0.08)}}$$

$$t = \frac{10.32}{\sqrt{10.87}}$$

$$t = \frac{10.32}{3.38}$$

$$t = 3.05$$

**APPENDIX F****LESSON PLAN**

Level : Junior High School

Subject : English

Class : VIII/C

School : MTs Madani Alauddin

Time : 2 x 70 minutes

**I. Standard Competence**

The students are able to comprehend and memorize some vocabularies related to their daily life.

**II. Basic Competence**

The students are able to recognize the meaning of new vocabulary and use them in daily life.

**III. Indicators**

1. Identifying new English vocabulary based on the topic.
2. Identifying the meaning of the words related to the topic

**IV. Objectives**

1. Students are able to express the meaning of the words related to the topic.
2. Students are able to make sentences with the words based on the topic.

**V. Material**

Recount text

**VI. Method and Technique of Teaching**

Cooperative Script

## VII. Teaching and Learning Activities

Teacher's Activities	Students Activities
<p><b>Pre-activities</b></p> <ol style="list-style-type: none"> <li>1. Greeting the students</li> <li>2. Ask the students to praying together</li> <li>3. Checking students' attendance</li> </ol> <p><b>While Activities :</b></p> <ol style="list-style-type: none"> <li>1. Introducing the topic to the students.</li> <li>2. Giving some question based on the topic.</li> <li>3. Asking the students to choose their pairs or group.</li> <li>4. Teacher gives the material to the pairs and ask them to read the material.</li> <li>5. Asking the students to make a summary from the material that their read.</li> <li>6. Asking the students who will be as speaker and listener to read the summary that have made by the pairs.</li> </ol> <p><b>Post Activities</b></p> <ol style="list-style-type: none"> <li>1. Asking the students to retell the words that related to the topic.</li> <li>2. Giving the feedback by asking some question related to the topic.</li> <li>3. Asking the students to ask if they have any difficulties on the lesson being</li> </ol>	<p><b>Pre-activities</b></p> <ol style="list-style-type: none"> <li>1. Responding to the greeting</li> <li>2. Praying together</li> <li>3. Showing the attendance</li> </ol> <p><b>While Activities</b></p> <ol style="list-style-type: none"> <li>1. Listening and pay attention</li> <li>2. Answering the questions given by the teacher.</li> <li>3. They decide who their pairs and sit with them.</li> <li>4. Each pairs read the material.</li> <li>5. After the pairs read the material, they make summary with their pairs.</li> <li>6. Each pairs decide who will be a speaker and a listener to presentate their summary.</li> </ol> <p><b>Post Activities</b></p> <ol style="list-style-type: none"> <li>1. Retelling the words that have been taught.</li> <li>2. Answering the question.</li> <li>3. Asking question if they find any difficulties on the lesson being taught.</li> </ol>

taught, 4. Giving reflection about the topic. 5. Ending the class by saying goodbye.	4. Listening to the teacher explanation. 5. Responding the teacher leave taking.
--	---

### VIII. Source Material

- English Dictionary
- An English text book for eight grade of junior high school (LKS)

### IX. Evaluation

- Type of test : Written test
- Form of test : Multiple choice test and Completion test

### X. Assessment

Write 10 words and the meaning new words that have you got today !

Makassar, 09 Agustus 2017

Researcher



Idzni Fildza DG. Maulana

Nim : 20400113027

**APPENDIX G*****Instrument of the Research******Pre-test*****I. Choose the best answer by crossing (x) a, b, c, or d!**

1. .... can boost my mood when I'm feeling down. One of them is Jazz.
  - a. Music
  - b. Food
  - c. Movie
  - d. Drink
2. Lina .... the match in Olympic Games. She is so happy.
  - a. Won
  - b. Lost
  - c. Jumped
  - d. Celebrated
3. I went to dentist yesterday because my ....were in pain.
  - a. Hands
  - b. Fingers
  - c. Teeth
  - d. Ears
4. The teacher's duty is to .... the students in the school.
  - a. Teach
  - b. Learn
  - c. Make
  - d. Work
5. Mia : Adi, your shoes are so fit in your ..... . You look georgeous.  
Adi : Thank you.
  - a. Finger
  - b. Lip

- c. Hand
- d. Feet

6. *From : +06281555165*

*Just to inform you that the meeting will be cancelled for tomorrow Monday, 23 May 2016 at 10 a.m. as the Principal will arrive from singapore tonight.*

*Intan*

From the text we know that .....

- a. The principal was away when the message was sent.
  - b. The sender cannot attend the meeting.
  - c. The principal will wait for the meeting that day
  - d. The sender was in Singapore when she sent message.
7. Who sent the message ?
- a. Intan
  - b. Principal
  - c. You
  - d. Student
8. As the principal will arrive from singapore tonight.  
Arrive has same meaning with .....
- a. Come
  - b. Depart
  - c. Go
  - d. Back
9. What kind of the text is it ?
- a. A letter
  - b. A label
  - c. A postcard
  - d. An Announcement
10. What is the text about ?

**Attention**

All students must join the class meeting from 15<sup>th</sup> December to 21<sup>st</sup> December 2015.

Principal

Indah

- a. The class meeting in a school
- b. The winner of the class meeting
- c. The invitation to join a class meeting
- d. The plan of having a class meeting



11. When do the members have meeting ?
- a. In the morning
  - b. On Thursday afternoon
  - c. On Thursday morning
  - d. In the afternoon at the at three o'clock
12. Where do they have the meeting ?
- a. In the CSS's meeting room
  - b. In the VII/A Classroom
  - c. At the school hall
  - d. At the cafeteria
13. Victoria is a tailor. She makes .....
- a. Clothes
  - b. Bag
  - c. Belt
  - d. Ice cream



14. Lintang didn't study hard. She didn't ..... the exam.

- a. Study
- b. Give
- c. Pass
- d. Break

15. My Father always reads ..... every morning.

- a. Radio
- b. Magazine
- c. Television
- d. Newspaper

II. Put the blanks with appropriate words to complete the sentence.

A Tiger once caught a Fox while hunting for food. The Fox was very bold. "I am the ..... (16) of the forest," he said. But the Tiger grew ..... (17) and said that he would ..... (18) the fox at once. "if you don't ..... (19) me, come for a walk with me," answered the Fox quite calmly. "You'll soon ..... (20) whether all the other animals are afraid of me or not." The Tiger ..... (21) to go with the Fox ..... (22) all the animals saw them coming, ..... (23) ran away as fast as they could. The Tiger never found out that ..... (24) were really frightened of him and not the ..... (25)

Very Angry	King	Fox	They
Believe	Because	Eat	
Seing	Rejected	The Animals	

*Post-test***I. Choose the best answer by crossing (x) a, b, c, or d!**

1. The teacher is ..... his students right now.
 

a. Teach	c. Teaching
b. Taught	d. learn
2. She ..... new car last week.
 

a. Buy	c. Bought
b. Buying	d. Buyies
3. A person who has been trained in medicane is a .....
 

a. Doctor	c. Secretary
b. Teacher	d. Manager
4. Willy goes to Paris by .....
 

a. Bus	c. Ship
b. Plane	d. Car
5. We can find the magazine in the .....
 

a. Hospital	c. School
b. Library	d. Canteen
6. Bring your ..... please, so we can take a picture in the beach.
 

a. Camera	c. Map
b. Video	d. Book
7. I can't hear anything since my ..... sick.
 

a. Eye	c. Lip
b. Nose	d. Ear

*The text is for number 8 to 10.*

8. Where can you find the text ?
 

a. At a school	c. At a bank
b. At a bookstore	d. At a park

9. Why does the principle make the announcement ?
- To ask the students to nice and helpful the new comers.
  - To let the students know that they have their junior.
  - To ask the students to contact their parents.
  - To inform about the new school year.
10. Who do you think reads the announcement ?
- New students
  - Senior students
  - Parents
  - Teachers

#### Announcement

This is a new school year and there are many new students around. Please be friendly and help them understand the rules of our school.

Principle

	<p>To : Dewi</p> <p>Please help ! I can't do the math homework. It's so difficult. May I come to your house for some help this Sunday morning ? Please answer soon.</p> <p style="text-align: right;">Puji</p>	
--	--	--

*The text is for number 10 to 13*

11. Who is the receiver ?
- Dewi
  - Puji
  - Teacher
  - Friend
12. What is the text above ?
- Invitation
  - Letter
  - Advertisement
  - Short message
13. Why does she want to come Dewi's house ?
- Because they want to shopping
  - Because they want to go to the market
  - Because they want to watch the movie
  - Because to do the math homework

14. When does she want to come Dewi's house ?
- a. Sunday afternoon c. Sunday morning  
b. Monday morning d. Monday afternoon
15. Rina : I want to wear my white gown to Amanda's party. What do you think ?  
Mira : I think the red one is better.  
Rina : Ok. I will ..... the red one.
- a. Wrap                      c. Wear  
b. Go                         d. Give

II. Put the blanks with appropriate words to complete the sentence.

### Going to the Market

This morning I .... (16) with my mom to the market. We .... (17) vegetables, some meat and I bought some apples. In the .... (18), Lani came visit. I made a glass of apple .... (19) for her. But she didn't .... (20) it because she didn't like cold beverage. Then, she asked glass of hot ....(21). So, I wanted it to the kitchen and Lani .... (22) me. We made it together. Lani was a very lovely .... (23) to talk too. She was interested in the ....(24) and reading. After that, Lani and I did our homework. She ....(25) me how to do exercise one by one. I was learning a lot of from Lani.

- |             |              |
|-------------|--------------|
| a. Followed | f. Internet  |
| b. Person   | g. Juice     |
| c. Taught   | h. Bought    |
| d. Tea      | i. Drink     |
| e. Went     | k. Afternoon |

## APPENDIX H

### Answer Key Pre-test and Post-test

#### *A. Pre-test*

I. 1. A	6. A	11. B
2. B	7. A	12. C
3. C	8. A	13. A
4. A	9. D	14. A
5. D	10. C	15. D

#### **II.** The Completion Sentence

A Tiger once caught a Fox while hunting for food. The Fox was very bold. “ I am the (16. King) of the forest,” he said. But the Tiger grew (17. Very angry) and said that he would (18. Eat) the fox at once. “if you don’t (19. believe) me, come for a walk with me,” answered the Fox quite calmly. “ You’ll soon (20. Seing) whether all the other animals are afraid of me or not.” The Tiger (21. rejected) to go with the Fox (22. because) all the animals saw them coming, (23. they) ran away as fast as they could. The Tiger never found out that (24. The Animals) were really frightened of him and not the (24. Fox) .

**B. Post-test**

- |                |      |       |
|----------------|------|-------|
| <b>I.</b> 1. A | 6. A | 11. A |
| 2. C           | 7. D | 12. D |
| 3. A           | 8. A | 13. D |
| 4. B           | 9. D | 14. C |
| 5. B           | 10.A | 15. C |

**II. The Completion Sentence**

This morning I (went) with my mom to the market. We (bought) vegetables, some meat and I bought some apples. In the (afternoon), Lani came visit. I made a glass of apple (juice) for her. But she didn't (drink) it because she didn't like cold beverage. Then, she asked glass of hot (tea). So, I wanted it to the kitchen and Lani (followed) me. We made it together. Lani was a very lovely (person) to talk too. She was interested in the (internet) and reading. After that, Lani and I did our homework. She (taught) me how to do exercise one by one. I was learning a lot of from Lani.

- |             |              |
|-------------|--------------|
| f. Followed | f. Internet  |
| g. Person   | g. Juice     |
| h. Taught   | h. Bought    |
| i. Tea      | i. Drink     |
| j. Went     | k. Afternoon |

## APPENDIX I

### Documentation of Research









