

**USING SYNECTIC STRATEGY TO IMPROVE STUDENTS'  
VOCABULARY MASTERY IN THE FIRST SEMESTER OF  
ENGLISH EDUCATION DEPARTMENT STUDENT OF  
TARBIYAH AND TEACHING SCIENCE FACULTY OF  
ALAUDDIN STATE ISLAMIC UNIVERSITY**



**A Thesis**

**Submitted in Partial Fulfillment of the Requirements for the Degree of  
Sarjana Pendidikan in English Education Department of  
Tarbiyah and Teaching Science Faculty of  
UIN Alauddin Makassar**

**UNIVERSITAS ISLAM NEGERI**

**BY**

**ABDI RAHMAT SYAM**

**Reg. Number: 20401107005**

**ALAUDDIN**  
**MAKASSAR**

**ENGLISH EDUCATION DEPARTMENT  
TARBIYAH AND TEACHING SCIENCE FACULTY  
ALAUDDIN STATE ISLAMIC UNIVERSITY MAKASSAR  
2012**

**USING SYNECTIC STRATEGY TO IMPROVE STUDENTS' VOCABULARY  
MASTERY IN THE FIRST SEMESTER OF ENGLISH EDUCATION  
DEPARTMENT OF TARBIYAH AND TEACHING SCIENCE  
FACULTY OF ALAUDDIN STATE ISLAMIC UNIVERSITY**



**A Thesis**

**Submitted in Partial Fulfillment of the Requirements for the Degree of  
Sarjana Pendidikan in English Education Department of  
Tarbiyah and Teaching Science Faculty of  
Alauddin State Islamic University**

UNIVERSITAS ISLAM NEGERI

**BY**  
**ABDI RAHMAT SYAM**

Reg. Number: 20401107005

**ENGLISH EDUCATION DEPARTMENT  
TARBIYAH AND TEACHING SCIENCE FACULTY  
ALAUDDIN STATE ISLAMIC UNIVERSITY MAKASSAR**

**2012**

## DECLARATION OF THESIS AUTHENTICITY

The one who sign below declares that this thesis is truly the writer's own work and if there is evidence found in the future indicating that all part of this thesis are plagiarized work. The thesis and the title earned from it will be abolished.

Samata-Gowa, March , 2012

Writer

**ABDI RAHMAT SYAM**  
**NIM. 20401107005**



UNIVERSITAS ISLAM NEGERI  
**ALAUDDIN**  
M A K A S S A R

## **CONSULTATIVE COMMITTEE APPROVAL**

After going through precise examination and careful rectification, the consultative committee of the thesis under the title “Using Synectic Strategy to Improve Students’ Vocabulary Mastery in The First Semester of English Education Department of Tarbiyah and Teaching Science Faculty of Alauddin State Islamic University Academic Year of 2011-2012” arranged by Abdi Rahmat Syam, Student Reg. No. 20401107005, a student of English Education Department of Tarbiyah and Teaching Science Faculty of Alauddin State Islamic University confirm that the thesis mentioned above has met the scientific standard and it is approved to advance to the “Munaqasah” examination.

Thus, this declaration is made to be exerted for further process.

Consultant I

Consultant II

**Dra. Hj. Djuwairiah Ahmad, M. Pd, M. TESOL**  
NIP. 19700619 199403 2 001

**H.Erwin Hafid, Lc., M.Th.I., M.Ed.**  
NIP. 19740912 200003 1 002

UNIVERSITAS ISLAM NEGERI  
**ALAUDDIN**  
M A K A S S A R

## THESIS APPROVAL

The thesis under the title “Using Synectic Strategy to Improve Students’ Vocabulary Mastery in The First Semester of English Education Department of Tarbiyah and Teaching Science Faculty of Alauddin State Islamic University Academic Year 2011-2012” arranged by Abdi Rahmat Syam , Reg. No. 20401107005, a student of English Education Department of Tarbiyah and Teaching Science Faculty of Alauddin State Islamic University had been examined and defended with some rectifications in the Munaqasah examination which was conducted on (Thursday, 08 March 2012 AD) or (15 Rabiul Awal 1433 H). Thus, the thesis is approved as Partial Fulfillment of the Requirements for the Degree of Sarjana Pendidikan (S.Pd.) in English Education Department of Tarbiyah and Teaching Science Faculty.

Samata, March 2012 AD  
Rabiul Akhir 1435 H

Bachelor Thesis Committee  
(Decree by Dean No.      Year 2012)

Committee Chair : Drs. Hading, M.Ag. (.....)

Committee Secretary : Rappe, S. Ag., M. Pd. I. (.....)

Munaqisy I : Dr. Muh. Yaumi, M. Hum., M.A. (.....)

Munaqisy II : Drs. H. Abd. Muis Said, M. Ed. (.....)

Consultative Committee I : Dra. Hj. Djuwairiah Ahmad, M.Pd., M.TESOL (.....)

Consultative Committee I : H.Erwin Hafid, Lc., M.Th.I., M.Ed. (.....)

Approved by:

The Dean of Tarbiah and Teaching Science Faculty  
of Alauddin State Islamic University

Dr. H. Salehuddin, M.Ag.

NIP. 19541212 198503 1 00 1

## ACKNOWLEDGEMENTS

بِسْمِ اللَّهِ الرَّحْمَنِ الرَّحِيمِ

*Alhamdulillah Rabbil Alamin*, all praises be to the almighty Allah SWT for His blessing and mercy so that this thesis could be completed. Salawat and Salam are addressed to the beloved and the chosen messenger, Muhammad SAW who had guided the human being to a better life.

I recognize and thank the following people for their help in the creation of this thesis: Prof. Dr. H. A. Qadir Gassing HT, M.S as the Rector of UIN Alauddin Makassar; Drs. H. Salehuddin, M.Ag as the Dean of Tarbiyah and Teaching Science Faculty; Djuwairiah Ahmad and Erwin Hafid, my consultative committee, for providing support, focus, guidance, and helped me through this entire process. Thank you for reading numerous drafts, Thank you for all you have taught me; Muh. Yaumi and Abd. Muis Said, my ‘munaqisy’ member for providing critical and excellent feedback; Anci Bte Syarifuddin for getting me off to a great start in my literature review and statistical analysis; My beloved friends Asriadi, Andi Asmawati, Andi Eka Febrianti, Ridwan, Rasfati Rahmat, Inayah Daniati, and all friends in English education department period of 2007 for encouraging me and support everything I have done; Finally I would like to thank to my parents and family for all their support, love, and patience through this journey make it all worth it.

## **PERNYATAAN KEASLIAN SKRIPSI**

Dengan senantiasa mengharapakan ridha Allah SWT., yang bertanda tangan di bawah ini menyatakan bahwa skripsi ini adalah benar hasil karya penyusun sendiri. Jika dikemudian hari terbukti bahwa skripsi ini merupakan duplikat, tiruan atau dibuat oleh orang lain secara keseluruhan, maka skripsi dan gelar yang diperoleh karenanya batal demi hukum.

Samata-Gowa,           Maret 2012

Penulis

**ABDI RAHMAT SYAM**  
**NIM. 20401107005**

UNIVERSITAS ISLAM NEGERI  
**ALAUDDIN**  
M A K A S S A R

## PERSETUJUAN PEMBIMBING

Pembimbing penulisan skripsi saudara **Abdi Rahmat Syam** Nim. **20401107005**, mahasiswa jurusan Pendidikan Bahasa Inggris pada Fakultas Tarbiyah dan Keguruan UIN Alauddin Makassar, setelah dengan seksama meneliti dan mengoreksi skripsi yang bersangkutan dengan judul” **Using Synectic Strategy to Improve Students’ Vocabulary Mastery in The First Semester of English Education Department of Tarbiyah and Teaching Science Faculty of Alauddin State Islamic University Academic Year 2011-2012**”, memandang bahwa skripsi tersebut telah memenuhi syarat-syarat ilmiah dan dapat disetujui untuk diajukan ke sidang munaqasyah.

Demikian persetujuan ini diberikan untuk dipergunakan dan diproses selanjutnya.

Makassar, Maret 2012

Pembimbing I

Pembimbing II

Dra. Hj. Djuwairiah Ahmad, M. Pd, M. TESOL  
NIP. 19700619 199403 2 001

H.Erwin Hafid, Lc., M.Th.I., M.Ed.  
NIP. 19740912 200003 1 002



## PENGESAHAN SKRIPSI

Skripsi yang berjudul "Using Synectic Strategy to Improve Students' Vocabulary Mastery in The First Semester of English Education Department of Tarbiyah and Teaching Science Faculty of Alauddin State Islamic University Academic Year 2011-2012" yang disusun oleh saudara Abdi Rahmat Syam, Nim: 20401107005, Mahasiswa Jurusan Pendidikan Bahasa Inggris pada Fakultas Tarbiyah dan Keguruan UIN Alauddin Makassar, telah diuji dan dipertahankan dalam sidang munaqasyah yang diselenggarakan pada hari (Kamis, 08 Maret 2012 M) bertepatan dengan (15 RabiulAkhir 1433 H), dinyatakan telah dapat diterima sebagai salah satu syarat untuk mendapatkan gelar Sarjana Pendidikan (S.Pd.) pada Fakultas Tarbiyah dan Keguruan Program Studi Pendidikan Bahasa Inggris dengan beberapa perbaikan.

Makassar, Maret 2012M  
Rabiul Akhir 1433 H

### DEWAN PENGUJI (SK. Dekan No. Tahun 2012)

Ketua : Drs. Hading, M.Ag. (.....)

Sekretaris : Rappe, S. Ag., M. Pd. I. (.....)

Munaqisy I : Dr. Muh. Yaumi, M. Hum., M.A. (.....)

Munaqisy II : Drs. H. Abd. Muis Said, M. Ed. (.....)

Pembimbing I : Dra. Hj. Djuwairiah Ahmad, M.Pd., M.TESOL (.....)

Pembimbing II : H.Erwin Hafid, Lc., M.Th.I., M.Ed. (.....)

Disahkan oleh:

Dekan Fakultas Tarbiyah dan Keguruan UIN Alauddin Makassar

**Dr. H. Salehuddin Yasin, M.Ag.**  
**NIP. 19541212 198503 1 001**

## TABLE OF CONTENTS

	<b>Page</b>
TITLE PAGE .....	i
PERNYATAAN KEASLIAN SKRIPSI.....	ii
PERSETUJUAN PEMBIMBING.....	iii
PENGESAHAN SKRIPSI.....	iv
ACKNOWLEDGMENT.....	v
TABLE OF CONTENTS.....	vii
LIST OF TABLES.....	ix
LIST OF APPENDIXES.....	x
ABSTRACT.....	xii
CHAPTER I INTRODUCTION	
A. Background .....	1
B. Problems Identification .....	7
B. Problem Statement .....	7
C. Objective of the Research .....	8
D. Significance of the Research .....	8
E. The Scope of the Research .....	8
F. Reflective Framework.....	8
CHAPTER II REVIEW OF RELATED LITERATURE	
A. Some Previous Related Research Findings .....	10
B. Some Pertinent Ideas .....	12
1. Vocabulary .....	12
a. The Nature of Vocabulary .....	12
b. Types of Vocabulary .....	15
c. The Significance of Knowing a Word .....	16
d. Some difficulties in teaching and learning vocabulary.....	18
e. Technique in Teaching Vocabulary .....	21
f. The Principles of Teaching and Learning Vocabulary .....	22
2. Synectic Strategy.....	25
a. Concept of The Synectic Strategy.....	25
b. The Steps in Teaching by Using Synectic strategy .....	27

c. The Children’s Role in Synectic Strategy .....	28
d. The Teachers Role in Synectic Strategy .....	29
C. Resume .....	29
D. Theoretical Framework .....	29
E. Hypothesis .....	30
 CHAPTER III RESEARCH METHOD	
A. Research Design .....	31
B. Research Variable .....	31
C. Population and Sample.....	32
D. Research Instrument .....	33
E. Procedure of Collecting Data .....	33
F. Technique of Data Analysis .....	35
 CHAPTER IV FINDING AND DISCUSSION	
A. Findings .....	38
B. Discussion .....	45
 CHAPTER V CONCLUSION AND RECOMMENDATION	
A. Conclusion .....	48
B. Recommendation .....	49
BIBLIOGHRAPHY .....	50
APPENDIXES	

## LIST OF FIGURES & TABLE

	<b>Page</b>
Figure 1. The rate percentage score of the experimental class in pretest and posttest.....	41
Figure 2. The rate percentage score of controlled class in pretest and posttest.....	42
Figure 3. The mean score and standard deviation of experimental and controlled class in posttest.....	44
Table 1. Distribution of the value of the t-test and t-table in the posttest.....	45

## LIST OF APPENDIXES

	<b>Page</b>
1. Meaning Relationships between Word Pairs.....	53
2. Synectic models.....	54
3. The Raw Scores of Experimental Class.....	57
4. The Raw Scores of Controlled Class.....	59
5. The Mean Scores of Experimental Class and Controlled Class.....	61
6. Standard Deviation of Experimental Class and Controlled Class.....	62
7. The Significance Different.....	64
8. Distribution of t-table.....	66
9. Lesson Plans.....	67
10. Research Instrument.....	85

## ABSTRACT

**Name** : Abdi Rahmat Syam  
**Reg. Number** : 20401107005  
**Major/Faculty** : English Education/Tarbiyah and Teaching Science  
**Title** : “Using Synectic Strategy to Improve Students’ Vocabulary Mastery of The First Semester of English Education Department of Tarbiyah and Teaching Science Faculty of Alauddin State Islamic University Academic Year 2011-2012”  
**Consultative Committees:** 1. Dra. Djuwairiah Ahmad, M.Pd., M.TESOL.  
2. H. Erwin Hafid, Lc., M.Th.I., M.Ed.

---

---

This research was focused on providing information about the imposing of vocabulary teaching strategy particularly by using synectic strategy in order to improve students’ vocabulary mastery. The objective of this research was to find out the vocabulary teaching process by using synectic strategy and whether or not the use of Synectics Strategy effective to improve the students’ vocabulary mastery at the first year of English Education Department of Tarbiyah and Teaching Science Faculty of Alauddin State Islamic University.

This research employed the quasi experimental design—nonequivalent control group design, with experimental and controlled class. This research consists of two variables including the Students’ Vocabulary mastery as dependent variable and the use of Synectic Strategy as independent variable.

The population of this research was the first semester of English education department student of Alauddin State Islamic University which consisted of 124 students. The sample of the research consisted of 72 students which were taken by using purposive sampling, 36 students were taken as experimental class and 36 students were taken as controlled class.

The instrument of this research was a written vocabulary test used in pre-test and post-test. The result of the data indicated that there was a significant difference between students’ post-test in experimental class and controlled class. The mean score of post-test (76.9) in experimental class was higher than the mean score of post-test (72.2) in controlled class. From t-test, the researcher found that the value of the t-test (2.266) was higher than t-table (2.000) at the level of significance 0.05 with degree of freedom (df) = 70.

Based on the finding and discussion of the research, the researcher concluded that the use of synectic strategy can improve the students’ vocabulary of the first semester of English Education Department of Alauddin State Islamic University academic year of 2011-2012.

# CHAPTER I

## INTRODUCTION

### A. Background

Vocabulary is one of the elements which proved to be very important in foreign or second language learning. Folse (2004) argued that in order to progress in a foreign language, learners need to be able to understand what they hear and read, but if learners do not understand a sizable portion of the vocabulary in the language that they read or hear, then this language is not comprehensible and therefore cannot be useful for acquisition.

According to Alexander (2011), there are three reasons why vocabulary is critical to language learning and reading success in particular. First, comprehension improves when the words meaning was known. Second, words are the currency of communication. A robust vocabulary improves all areas of communication—listening, speaking, reading and writing. Third, if children and adolescents improve their vocabulary, their academic and social confidence and competence will improve too.

Besides, lacking of the vocabulary knowledge will affect the students' performance in the school. According to Blachowicz and Fisher (2005), Limited knowledge of English vocabulary may affect the school performance of English language learner in at least in four ways: the development and maintenance of social relationships with other student, participation in academic routines, comprehension as a part of reading instruction, and comprehension as part of content area instruction.

From above information, it cannot be denied that vocabulary plays the most important part for the students to succeed in their language study both in comprehension or production. In daily communication, even though one has mastered the grammar or sentence structure, she or he also needs sufficient vocabulary to fill the slot in the sentence structures, otherwise the exchange information between speaker and hearer might not be fully succeeded.

Budianto in Jamal (2010) added that vocabulary seems to be more important than grammar in communication activities. It is logical enough without grammar little could be conveyed, without vocabulary nothing could be conveyed. The students cannot express or comprehend any ideas both in oral or written form with limited vocabulary.

Understanding its importance, it is necessary to put the vocabulary in the first priority in English language teaching. Research has shown that vocabulary knowledge plays a critical role in students' literacy development. However, many teachers devote little class time to vocabulary instruction (Scott, Jamieson-Noel, & Asselin in Bressel & Furtado, 2008). Therefore, it is encouraged for the teacher to give more attention in building students' vocabulary.

Extending from that idea, the next pursuing question is about how the vocabulary should be taught or learnt by the students. There are two basic concepts where this research lied in. First is that learning new word is important for the foreign or second language learners particularly for those who are new in language learning. Furthermore, it is suggested that learning new word should be integrated with the



already known word in order to make the connection between them so that the word learnt could be comprehensively meaningful and long last.

Blachowicz and Fisher (2005:4) mentioned at least three things in referring to how difficult it is to learn the meaning of a word: (1) characteristic of the word learner, (2) characteristic of the word itself, and (3) level of the word learning desire. They also argue that though words vary in their inherent difficulty, all word learning requires a metacognitive approach in which student attend to the word and recognize it as unknown, desire to know the word and actively engage in the learning process, and integrate both definitional information and contextual information, as well as new information and known information. To gain understanding of a word, student would need to know what the word means, how the word is typically used or in what context it typically comes up and how it relates to what she or he knows.

Furthermore, Hiebert and Kamil (2005) note that if the print vocabulary is more complex than the learners' oral vocabulary, comprehension will not occur ... if it is not in the learner's vocabulary, it is simply an unusual collection of speech sounds. In sum, comprehension is a function of oral language and word recognition. In this matter, Oral vocabulary is the set of words for which we know the meaning when we speak or read orally. While, print vocabulary consists of those word for which the meaning is known when we write and read silently.

Second is that learning words should be in the meaningful way where the students get their words through cognitive process instead of just repeating words as strings of sounds. Vocabulary learning is long lasting when the student use words in

meaningful ways. Since the goal is to have students gain control of vocabulary to use for their own expression, students need many experiences that allow them to encounter and use words in meaningful way. (Blachowicz and Fisher, 2005:24)

Moreover, Cook (1991) stated that people remember something well depends on how deeply they process it. Repeating words as strings of sounds is low-level processing and badly remembered; working out how words fit in the grammatical structure of the sentence is deeper and leads to better memory; using the meaning of words together with the whole meaning of the sentence is deepest level of processing and ensures the best memory.

In relation to the condition of vocabulary teaching in Indonesia particularly in Alauddin State Islamic University, there are some false assumptions existing among the Indonesian students and teacher about how they should learn vocabulary. Ahmad (2001) mentioned at least 3 false assumptions among the students about how they should learn vocabulary. First of all, Students mostly learn English with the assumption that they can master the language by simply memorizing as many words in the dictionary as possible. These students believe that every time they encounter new words they need to know the exact meaning of the word in their first language. This makes them waste more time in the dictionary.

Secondly, Some Indonesian learners and teachers believe that English vocabulary have equivalent words in Indonesian. In fact, words in one language do not usually mean exactly the same as words in another language. This kind of

assumption leads them to use the direct translation method by looking up the dictionary without considering the context in the sentence where the word is used.

Thirdly, there is an assumption of one single word meaning. English learners and teachers who hold this assumption often think that every English word has only one exact meaning in Indonesian. Most of English words, in fact, have several equivalent meanings in Indonesian words. For example, the word chicken could mean the name of an animal and it could also mean 'coward' based on the context.

In addition to the vocabulary teaching process, Most of the teaching processes including the vocabulary teaching process in the class employ teacher explanation and memorizing method in often time. Ahmad (2011) stated that even though students realize the importance of vocabulary when learning English, most of them learn vocabulary passively due to several factors. One of those is that they consider the teacher's explanation for meaning or definition, pronunciation, spelling and grammatical functions boring. In this case, language learners have nothing to do in a vocabulary learning section but to listen to their teacher. This kind of condition shows that the vocabulary learning is so teacher centered where the student do not have so much space to improve their creativity in learning vocabulary.

Natawidjaja in Warnandi (2002) added that sometimes school teachers tend to force their students to use only one way in order to solve a problem. The teachers limit the students in solving the problem by using a single way that they think is best and easiest. This might be useful to solve the problem instantly but it limits the students' to learn creatively.

There have been several techniques for vocabulary instruction developed by educational experts and teachers so far. One of them is synectic strategy. The researcher chose synectic strategy because this strategy is considered new and useful to improve the students' creativity in learning. Theoretically, the synectic strategy is an individual based working strategy that should help to achieve both connectivity in learning new word and the already known word with deeper process of word learning through analogy and metaphor.

With this strategy, the student will go through learning new word by finding connections weather through analogy, metaphor, similarities, or any ways they could correlate with their already known words. Doing so, the students should be in deep process of thought to find any connection of seemingly unrelated words which is very interesting and challenging.

Therefore in this research, the writer brings forwards the way of developing students' vocabulary by using Synectic Strategy. The researcher will conduct a research on "Using Synectic Strategy to Improve Students' Vocabulary Mastery at The First Semester of English Education Department of Tarbiyah and Teaching Science Faculty of Alauddin State Islamic University Academic Year of 2011-2012". Although synectic employs a group based strategy, the operational principles of this strategy is individual based work and the student are not limited with any standard so they can come up with their idea with no hesitant. Therefore, this strategy should be able to reach and engage the student attention and participation.

## **B. Problems Identification**

The competency standards in the curriculum for English subject have no or little attention to vocabulary learning particularly in secondary level. The competency standards of the English subject in senior high school curriculum are limited to some skills including reading, speaking, writing, and listening.

There are false assumption as mentioned before in vocabulary teaching and learning that trap the students and teacher in traditional method in learning vocabulary through memorizing and classroom explanation. Moreover, learning culture in Indonesia haunts the students' anxiety as they cannot afford to make any mistake.

Therefore, there is a need in allocating more attention in vocabulary in language teaching. Thus, new vocabulary teaching method which is able to engage students' creativity and lower the anxiety in learning vocabulary is important in order to improve students' vocabulary mastery.

## **C. Problem Statement**

Based on the previous background and problem identification above, the researcher formulated the problem of the research as follow:

Is the use of Synectic Strategy effective to improve the students' vocabulary mastery at the first year of English Education Department of Tarbiyah and Teaching Science Faculty of Alauddin State Islamic University academic year of 2011-2012?"

#### **D. Objectives Of Research**

In relating to the problem statement, the researcher decides the objective of the research as follow:

To find out whether the use of Synectics Strategy effective to improve the students' vocabulary mastery at the first year of English Education Department of Tarbiyah and Teaching Science Faculty of Alauddin State University Academic Year of 2011-2012.

#### **E. Significance of the Research**

The result of the research is expected to be useful information for English teachers about the use of Synectic Strategy in teaching vocabulary and for those who are interested to do the further research about teaching strategy in language classroom.

#### **F. Scope of the Research**

The scope of this research focused on the effectiveness of using Synectic Strategy to teach vocabulary at the first semester of English Education Department students of Alauddin State Islamic University Academic Year 2011-2012.

## CHAPTER II

### REVIEW OF RELATED LITERATURE

#### A. Previous Related Research Findings

The importance of vocabulary has made many language teachers and researchers explore and expose language teaching process by implementation of various strategies, techniques and methods. Some of researches related to the topic described in this research:

1. A research conducted by Higa in Nation (2000) involved seven kinds of meaning relationships between pairs of word that were compared with the pairs of words that were not related to each other (see appendix A). The list in the sidebar on the right ranks the pairs from those that were most difficult to learn to the pairs whose meaning relationships helped learning.
2. More recently Tinkham and Waring in Nation (2000:2) compared words organized into lexical sets of six fruit items (*apple, pear, nectarine, peach, apricot, plum*) and three clothing items (*shirt, jacket, sweater*) with sets of unrelated words (*mountain, shoe, flower, mouse, sky, television*). They found there was a clear advantage to learning words that were unrelated, as compared to learning words presented in lexical sets, which took longer. Learner also felt that the sets were more difficult to learn.
3. S.P. Malhotra in Thirumalai et al (2011) conducted a study on—Effects of Synectics method of teaching on the development of language creativity in Hindi. The findings of the study were: Students who were exposed to the synectics

method of teaching showed significant improvement on all the four factors viz. fluency, flexibility, originality and elaboration as well as on the total scores of the plot building aspects of language creativity with the levels of intelligent in all the four factors i.e. fluency, flexibility, originality and elaboration as well as their summated scores. The creativity affected improvement in all the four factors as well as their total scores in their descriptive style.

4. Sucheta Kumari in Thirumalai et al (2011:524) conducted a study on—Instructional and nurturing effects of synectics model of teaching on the creative abilities in languages. The findings of the study were: 1) Grade levels affected the improvement in language creativity (Hindi, English and general). In all the three spheres, the students of IX were found most creative and class VIII was found more creative than IX concerning fluency and flexibility. 2) The synectics model of teaching affected the improvement in all the five aspect of language creativity. The intelligent student was found more creative in fluency, flexibility, originality and elaboration. 3) Improvement was notices in all the form of components e.g. Unity, coherence, originality and fallacies of essay/paragraph writing in increasing manner.

The research findings above suggest that learning vocabulary based on the similarity of meaning or synonym proved to be more difficult compared to the one using the unrelated words. In addition, the use of unrelated word in vocabulary teaching is one of the synectic basic principle because Synectic Strategy involves unrelated words in which the student have to find the connection between words in



creative way through metaphor and analogy. Moreover, the researches by S.P Maholtra and Sucheta Kumari above proved that the use of synectic was effective to enhance students' language creativity.

## **B. Some Pertinent Ideas**

### **1. Vocabulary**

#### **a. The Nature of Vocabulary**

Some experts put the basic definition of vocabulary as the amount of words of language that someone recognize or understand in which he/she can pronounce in speaking, reading, writing or listening. For example, Good in Syarifuddin (2010) defines vocabulary as content and function word of language which is learned so thoroughly so that become part of child's understanding, speaking, and later reading and writing vocabulary. It also means words having been heard or seen even though not produced by individual himself to communicate with others.

According to American Heritage Dictionary of English Language (2006), Vocabulary came from the Old French *vocabularie*, from Medieval Latin *vocabularium*, from neuter of *vocabularies*, of words from Latin *vocabulum* which have several meanings as follow: 1) All the words of a language, 2) the sum of word used by, understood by, or at the command of a particular person of a group, 3) A list of word and often phrase, usually arranged alphabetically and defined or translated; lexicon or glossary.

Vocabulary seems to be associated with the number of words more often than not, and someone's vocabulary is often identified as much as number of word that he

or she knows. In fact, vocabulary knowledge is not as simple as just knowing a word and the word itself has its own complexity. Read (2000) argued that word is not an easy concept to define, either in theoretical term or for various applied purposes. He implied that there are some basic points that have to be spelt out in defining word particularly in vocabulary assessment.

One of the points that Read pronounced is the distinction between tokens and types, which applies to any count of the words in a text. The number of tokens is the same as the total number of word forms, which means that individual words occurring more than once in the text are counted each time they are used. On the other hand, the number of types is the total number of different word forms, so that a word which is repeated many time counted only once.

The second is the function and content words in which the function words are seen as belonging more to the grammar of the language than to its vocabulary. Unlike content words, the function words have little if any meaning in isolation and serve more to provide links within the sentences, modify the meaning of content words, and so on. Moreover, even when the attention is restricted to the content word the problem is still there. The point is that these words -the content words- come in a variety of form whether from inflectional or derivational. For example, the words such as *speak*, *speaks*, *spoke*, and *spoken* are different forms of the same word. Similarly, the derivational forms such as *believe*, *believer*, *believable*, or *unbelievable* seem to share a common meaning known as word family.

Furthermore, the complication in defining words is the existence of words which have more than one meaning. Two types of process are responsible for producing words with multiple senses. The first type is known as *homonym* which is easily illustrated when looking at the word *bank*. In current usage, this word has two senses; it can denote either the side of the river or a financial institution. The historical provenance may be the explanation of the two separated words found their way into English from different source of language. The first was *bank*, of a river, from a probable Scandinavian origin; the second *bank*, in the financial sense, from old French. (Simpson, 2005)

The second type is known as *polysemy* where the semantic scope of a single word is extended. Unlike homonym, the meaning of the individual word radiates outwards from the single sources, with its sense undergoing a kind of metaphorical extension. As the example of this process, the word *sole* has two principle senses, where one designates the bottom of a shoe and the other a species of fish. The word stems of *sole* comes from the Latin sources word *solea* meaning a sandal or slat shoe and has been extended metaphorically beyond its original application of footwear because the anatomical structure of the fish looks rather like a sole. (Simpson, 2005:69-70)

Thus, the concept of vocabulary does not simply refer to the number of word that someone could write or say but it also could be the tricky part when it comes to the derivational or inflectional process of word because it could lead to the misconception of vocabulary knowledge and grammatical knowledge. In fact, there is

no clear conclusion in defining what vocabulary is, it depends on the particular terms used for the particular purpose. However, it applies more than most to the content words instead of the function words in terms of vocabulary assessment in particular.

### **b. Types of Vocabulary**

The linguists classified vocabulary into some types. Chall in Blachowicz & Fisher (2005: 2) made clear distinction between the two types of vocabulary needed for reading: word-recognition vocabulary and meaning vocabulary. Word-recognition vocabulary consists of the words that a student can pronounce when seen in print, whether by sight or by use of word attack skills. Meaning vocabulary consists of words that student can attach appropriate meaning to, or define. Recognition vocabulary is print-bound, whereas meaning vocabulary is not; students have many words in their speaking vocabulary that they have never seen or attempted to read in print.

Hiebert and Kamil (2005: 3) added that words come in at least two forms: oral and print. Knowledge of words also comes in at least two forms, receptive—that which we can understand or recognize—and productive—the vocabulary we use when we write or speak.

Oral vocabulary is the set of words for which we know the meanings when we speak or read orally. Print vocabulary consists of those words for which the meaning is known when we write or read silently. These are important distinctions because the set of words that beginning readers know are mainly oral representations. *As* they learn to read, print vocabulary comes to play an increasingly larger role in literacy

than does the oral vocabulary. *Productive vocabulary* is the set of words that an individual can use when writing or speaking. They are words that are well-known, familiar, and used frequently. Conversely, *receptive, or recognition, vocabulary* is that set of words for which an individual can assign meanings when listening or reading. These are words that are often less well known to students and less frequent in use. (Hiebert & Kamil, 2005:3)

Schall in Syarifuddin (2010: 10) classified vocabulary into three types, namely:

1. Active vocabulary, the words are customarily used in speaking.
2. Reserve vocabulary, the words we know but we are rarely used them in ordinary speech. We use them in writing letter and searching for synonym.
3. Passive vocabulary, the words are recognize vaguely but we are sure of the meaning never use them is either speech or writing, we just know them because we see them before.

### **c. The significance of knowing a word**

There are some levels of what does it mean to know a word or in one level known as word knowledge that linguist had categorized into. It is important to address in order to further recognize in which level a strategy could help the student to achieve vocabulary knowledge.

Many researchers agree on the following levels of word knowledge: (1) unknown (“I have never heard that word before”), (2) knowledge that the word exists (“I have heard that word before”), (3) partial knowledge (“I have a vague or general understanding of the word”), and (4) complete knowledge “I am comfortable enough with the word’s meaning that I can use the word in my own speaking and writing, in

many different ways”) (Dale, 1965; Chall, 1983; Stahl, 1999 in Blachowicz & Fisher, 2005: 3)

In addition, Richards in Read (2000:25) referred to seven assumption cover various aspects of what is meant by knowing a word:

1. Knowing a word means knowing the degree of probability of encountering that word in speech or print. For many words we also know the sort of words most likely to be found associated with the word.
2. Knowing a word implies knowing the limitation on the use of word according to variations of function and situation.
3. Knowing a word mean knowing the syntactic behavior associated with the word.
4. Knowing a word entails knowledge of underlying form of a word and the derivations that can be made from it.
5. Knowing a word entails knowledge of the network of associations between that word and other words in the language.
6. Knowing a word means knowing the semantic value of a word.
7. Knowing a word means knowing many of the different meanings associated with a word.

This set of assumption highlights the complex nature of vocabulary learning, which involve a great deal more than just memorizing the meaning of a word and it has been frequently taken as a general framework of vocabulary knowledge. (Read, 2000:25)

Overall, these sets of levels of word or vocabulary knowledge once again highlight the different between the receptive and productive vocabulary as Kamil and Hiebert mentioned in the previous part. There are differences between the word that someone understands when seen in print or spoken by somebody else compared to the number of words he/she actually uses in conversation or writing.

#### **d. Some difficulties in teaching and learning vocabulary**

According to Fisher and Blachowicz (2005:4), how difficult it is to learn the meaning of word depends on at least three things: 1) characteristic of the learners, 2) characteristic of the word itself, and 3) level of word learning desired. In addition, recognition or receptive vocabulary is larger than production vocabulary and oral vocabulary far outstrips print vocabulary. In that case, if the print vocabulary is more complex than the child's oral vocabulary, comprehensions will not occur. If it's not in the child's vocabulary, the word is simply an unusual collection of the speech sounds (Hiebert & Kamil, 2005:3). Therefore, students' prior knowledge of words plays important part in acquiring new word they first encounter.

Furthermore, the problem lies not only in learning the words, but also in remembering them. Harry Bahrick in Cook (1991:40) investigated how well English learners remembered Spanish words eight years after they had learnt them. He found that a word that is learnt after only one or two presentations is remembered better than one that takes several presentations to learn. Bahrick's research also suggested that a word is remembered best if it is practiced every 30 days rather than at more frequent intervals. This contradicts the belief common among teachers that every word should be practiced as often as possible within a short times plan. It is how the word is practiced that is important rather than how often.

How well people remember something depends on how deeply they process it. Repeating words as strings of sounds is low-level processing and badly remembered; working out how words fit in grammatical structure of the sentence is

deeper and leads to better memory, using the meaning of words together within the whole meaning of the sentence is the deepest level of processing and ensures the best memory. (Cook, 1991:40)

In addition to vocabulary teaching, the problem is not so simple as to determine what words to be learned and teach them to the student as efficiently as possible. Hiebert and Kamil (2005:96-99) posed four problems on their approach.

First is the sheer number of words that children need to learn so as to understand and use with proficiency both oral and written language. Estimates of how many words are in the English language vary. The *Oxford English Dictionary*, which is the largest compilation of English words—modern, obsolete, and archaic—contains upward of one million words, with new words (such as *Mcjob* and *JPEG*) constantly being added. English is promiscuous in the way that it adds words and takes words from sources such as other languages, slang, and compounding. Of course, neither children nor adults need to know all of these words, but they are out there to be learned and used.

A more reasonable estimate for the number of words that children need to know is that of Nagy and Anderson in Hiebert and Kamil (2005: 96), who estimated that the number of different word families found in the books that children read from Grades 1 through 12 is approximately 87,000. Of course, many of these words appear only once and readers may not have to know them to understand what they read. Even so, Nagy and Anderson concluded that an average high school senior knows about 45,000 different words. Forty-five thousand is still a great many words to learn.



If it is assumed that a child enters Grade 1 knowing roughly 6,000 different words, the child needs to learn 39,000 additional words or so over the next 12 years. That's about 3,000 new words per year. Three thousand new words a year mean that the child must learn roughly 10 new words each *day*. But although this may sound like an impossible goal to achieve, research suggests that the average child *does* learn roughly 3,000 words per year (White, Graves, & Slater in Hiebert & Kamil, 2005:97).

Second is the gap in levels of word knowledge among children. The widening gap in word learning between children who have reading problems and normally achieving children is an important result of reading problems. Because children with reading problems tend to have smaller vocabularies (mainly through a lack of exposure to words in challenging books rather than through differences in abilities), they often have difficulty understanding and participating in class discussions of reading selections that contain challenging words.

Third, the gap in levels of word knowledge begins even before children enter school. The word-learning gap may begin before children enter school. Although children may have sufficient vocabulary to communicate well at home and in their immediate neighborhoods, the "academic" vocabulary they encounter when they start school can be as unfamiliar as a foreign language (Stahl & Nagy in Kamil and Hiebert, 2005:98)

Fourth, traditional vocabulary instruction does not teach children word-learning strategies and how to appreciate words. At issue, then, is not whether to provide instruction, but how best to do so. As others in this book note, vocabulary

instruction traditionally has consisted of minimal instruction involving memorization of definitions, instruction that was not very effective.

#### **e. Technique in Teaching Vocabulary**

The following ideas are suggested by some expert in vocabulary teaching including Batia Laufer, Paul Meara, and Paul Nation (2005). First of all, some recommended tips come from Batia Laufer (2005) who is a professor and chair of the English Language and Literature Department at The University of Haifa, Israel. Her areas of research are vocabulary acquisition, lexicography, cross linguistic influence, reading, and testing. She pointed out some ideas in teaching vocabulary as the following:

1. Do not rely too much on uninstructed acquisition
2. Create your own lexical syllabus
3. Do not count on guessing strategies to replace vocabulary knowledge
4. Increase learners' vocabulary size
5. Recycle words that have been introduced earlier in the course
6. Give frequent vocabulary test
7. Draw learners' attention to "synforms". Synforms are word pairs or groups of word with similar (though not identical) sound, script, or morphology, which learners tend to confused. Examples are: cancel/conceal/counsel, embrace/embarrass, unanimous/anonymous, and so on.
8. Pay attention to interlingual semantic differences
9. Do not ban the L1 translation of words
10. Practice the use of collocations that differ from the learners' L1

The second set of ideas comes from Paul Meara who is the head of research in the Center for Applied Language and Studies at the University of Swansea. Paul is best known for his innovative vocabulary assessment tools.

In addition to vocabulary teaching, Paul Meara (2005) suggested the following tips:

1. Teach your student to use a mnemonic system or keyword method.
2. Set demanding vocabulary targets for your students
3. Teach word in context
4. Get the student read something new everyday
5. Get student to write something everyday
6. Get the student to review their vocabulary regularly
7. Play word association games
8. Watch videos with subtitles
9. Listen to songs
10. Learn a book by heart

Adding to the next tips, Paul nation (2005) believes that teachers should not do a lot of teaching of particular words and should not spend a lot of time making vocabulary learning exercise, such as find the hidden word, crosswords puzzles, or match the word meaning. Instead, there are much better ways of using valuable learning time. He gave the following tips.

1. Apply principle of teaching and learning
2. Approach high and low frequency words differently
3. Use the four strands
4. Implement an extensive reading program
5. Carefully design speaking and writing activities
6. Use a variety of activities aimed at fluency development
7. Provide extended training and practice in guessing unknown vocabulary from context
8. Train students to use word cards
9. Teach the high frequency affixes of English
10. Encourage learner autonomy

#### **f. The Principles of Teaching and Learning Vocabulary**

There are some important principles in language teaching particularly in teaching vocabulary. First of all, a more general principle of how to manage the class

of intermediate or advance level should be addressed before moving on to the more specific principle in vocabulary teaching. Allen (1983) stated that dividing a class into smaller work groups is an important technique at the intermediate and Advance levels of English instruction. The idea is that in the intermediate class, there are usually a few students who know more than their classmates and sometimes a few others who know much less than most members of the class. For that reason, Intermediate classes benefit from small-group work. Some groups can then be given simple tasks, while others do tasks that move them ahead as quickly as possible.

In addition to the principle in teaching vocabulary particularly as foreign language, Beglar and Hunt (2005) formed some principles in teaching vocabulary that is derived from Laufer, Meara, and Nation's ideas mentioned in the previous part.

One of them is providing the access to decontextualized and contextualized input. In the case of decontextualized input, teachers need to be highly selective when choosing lexical items for their student to study. It is best for teachers of beginning or low intermediate learners to concentrate on introducing high frequency vocabulary while many intermediate and advanced students should focus on academic vocabulary. The second type of input is communicative, contextualized, and meaning focused. It can take a number of forms including intensive and extensive reading as well as extensive and intensive listening.

The other is encouraging communicative output. Output activities allow students to use the foreign language to develop a personal voice in the L2, try out new words

that they have met in input activities, and gain feedback from others about correctness of their use of new language forms.

Third is providing form-focused instruction. Form focused instruction has two primary purpose. The first involves helping students to acquire the L2 lexicon more accurately by overcoming predictable problem areas in the foreign language, such as synforms interlingual semantic differences and some collocations. Without explicit teaching and learning, learners may avoid these areas altogether or acquire them incorrectly. The second purpose of form-focused instruction is to help students more efficiently acquire foreign language lexis that will serve them well in a wide variety of situations.

Next is to promote fluency development. The fourth principle requires that teachers and learners devote time to the development of fluency, which involves students in developing faster access to already known lexis and larger chunks. Effective ways to develop fluency include repeatedly meeting known and partially known words (a) through regular review; (b) in communicative tasks and course materials. (c) in integrated tasks in which students study a single topic through a variety of reading, listening, speaking, and writing activities; (d) while engaged in narrow reading and listening involving students in reading and listening to several texts on the same topic article in this issue; and (e) while reading and/or listening extensively.

Fifth is to enhance student motivation. Autonomy which has been characterized as fundamental human need that all individuals seek to satisfy is potentially one of

the most powerful motivators available. In addition, the setting of vocabulary learning goals strongly related to Locke and Latham's setting theory, which states that motivation can be enhanced when goals are seen as important and possible to achieve.

The last is developing effective strategy use. Although effective strategy use is an integral part of each of the above principles, we believe it is worth highlighting because learners need extensive training in using strategies effectively and efficiently. As students grow as L2 learners, they need to expand their strategies and to develop a metacognitive awareness of when to use a given strategy or combine several strategies for a specific task.

## **2. Synectic Strategy**

### **a. Concept of Synectic Strategy**

The synectics method was first formulated by William J.J. Gordon in 1944 involving a series of studies designed to discover the psychological mechanisms of creative thought. At the time, most psychologists considered creativity a mystical, subconscious process that science could not measure without disrupting the process itself. Gordon, however, believed identifying the subconscious processes bringing them into conscious thought would not disrupt the creativity process; in fact, he believed that doing so would enhance it.

Synectic is a creative solution process that carries participants from the analysis of problem to generation and development of new ideas. The key to understand the process can be found in its name. The word Synectic itself comes from

the Greek root *syn* (bring together) and *ectics* (divers elements). (Prince & Weaver, 1990)

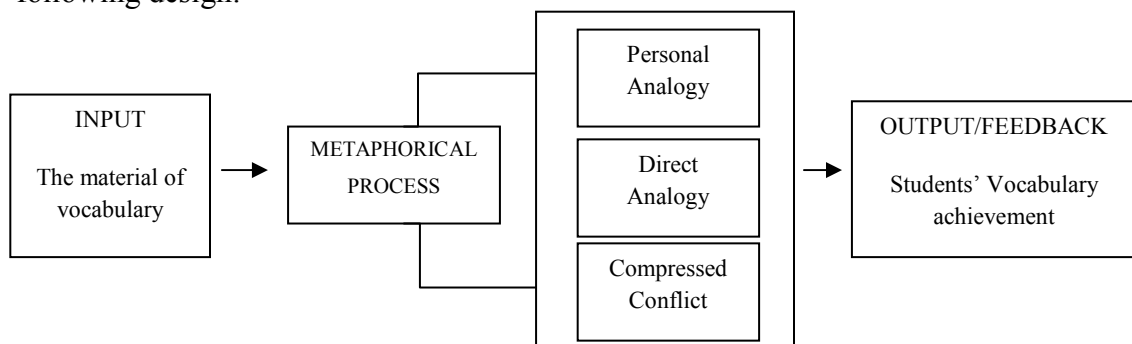
In addition to defining synectic for its use in vocabulary development, this is a strategy for comparing context to unrelated object. It causes student to think about vocabulary words in creative ways. In a synectic comparison, the brain has to compare two things that aren't usually compared. In addition, the strategy requires the brain to create pictures as it searches for comparisons. As a result, students are more likely to retain information (ESA 6&7, 2006:21). Synectics is the ability to make physical, symbolic, or behavioral connections between the strange and the familiar. Generally people attempt to make sense of the unfamiliar by examining the situation through well-understood perspectives. (Synectics(a), n.d)

Synectics operates on the principle that, by using the mind's remarkable capacity to connect seemingly irrelevant elements of thought, we can spark surprising new ideas that may later be developed into feasible solutions to problems. Synectics was originally designed to exploit the diverse resources of groups, but an individual working alone can also use the process successfully. Synectics work by allowing participants to indulge in activities that are sometimes discourage in school: guessing, wishing, taking mental "excursion," using distant and loosely coupled analogies, improvising highly speculative and approximate connections, and freely employing any thought from any source that can be imagined no matter how irrelevant it seems. (Weaver & Prince, 1990:378)

Synecetic means the use of analogies in order to develop creativity in learners. Participants freely describe objects, ideas, persons or situations, using different types of analogy, until they gain new sight into similar situation, or gain meaning out of unfamiliar things. Conceptual distance may be increased to allow free imagination to create something new, or connections may be made between ideas through analogy to explore the unfamiliar. (Ango, 2010)

According to Ango (2010), there are three types of analogy can be used in synectics: 1) Personal analogy: a person may identify himself or empathize with an object or other person being described. The process involves empathic identification that describes facts and feeling in the first-person personal sense to try and arrive at new thoughts about the object being described; 2) Direct analogy: in this type, direct observation of natural phenomena would lead to creative thinking. The observation of the action of an animal, for example, could lead to the invention of mechanical device similar to the animal action; 3) compressed conflict: this involved two word descriptions of objects or ideas using opposite or contradicting terms such as “slow speed,” “weak strength” or “backward progress” to allow mental flexibility.

In addition, the synectic model used in this research is described in the following design:





The Synectic model including input, process, and output show the teaching process by using synectic strategy. First, the input refers to the materials of vocabulary in which the students are allowed to take part in order to choose which material to use in the learning process. Second, the process refers to the implementation of the input variable in the classroom activities both teaching and learning through Synectic strategy. And the last, the output refers to student's improvement in learning vocabulary by using Synectic strategy.

#### **b. The Steps in teaching by using synectics strategy**

There are some sources provide the procedural step in teaching by using synectic strategy both in the book or internet such as synectic simile, synectic graphic organizer, and so on. Those models of synectics vary from some additional steps or directions given by the designer. However, the models were imposed on the same basic principle procedure. One of the models is synectic comparison designed by the ESA 6&7 (2006:21) which basically consist of 7 steps as follows:

Step 1 : Identifying vocabulary words or content terms.

Step 2 : Provide the students with words not related to the content. Students may use these words to create their comparison.

For example, if the science content term is *comet*, you might provide students with the following options:

Toaster   Speed boat   Ice cream cone   Stallion

Step 3 : Create an example to model the synectic.

A comet is like a \_\_\_\_\_ because \_\_\_\_\_.

A comet is like a toaster because it burns very hot.

Step 4 : Share your example with the class. Explain your logic or thinking for the comparison. Give students the opportunity to list additional ways that a comet might be like toaster.

Step 5 : ask student to create their own comparison. Student may work in teams or pairs. Allow students to select from the comparison option you've provide or to select their own objects for comparison.

Step 6 : Direct student to create a graphic illustration to accompany their synectics.

**A comet is like a toaster because it burns very hot**



Step 7 : Direct small groups to share their creations with the class

### **c. The children's role in Synectic Strategy**

1. To respect the rights of the group and the other individuals in the environment.
2. To actively participate in contributing idea to the group or whole class.
3. Through group work the students will develop the responsibility and independency in managing their group and task.
4. The students act as the assessor of others work by hiring the best analogical statement from the class.

### **d. The Teacher Role in Synectics Strategy**

1. To follow the student's interest and need
2. To prepare an environment that is educationally interesting and safe
3. To lead the students' progress during the process.
4. To observe, analyze and provide materials and activities.

### **C. Resume**

Based on the explanation above, the researcher concludes that creative thinking is a powerful tool to enhance student achievement in learning. It involves the use of metaphorical education which includes guessing, speculation, and so on. Metaphor

was the powerful instructional tools that ever used by Socrates, Plato, and Aristotle, yet many schools had discouraged this metaphorical education in their classroom. Therefore, the researcher tries to bring this ageless tradition of metaphorical education up to date by using synectic strategy in improving vocabulary mastery of the intermediate student.

#### **D. Theoretical Framework**

As in many research, theoretical frame work is used as the reference in order to form the hypothesis. Therefore, before forming the hypothesis, the theoretical framework is given in advance as follows:

1. There is the difference between the learning achievement of the students before and after the use of synectic strategy.

The difference between the students' achievement before and after the use of synectic shows the affectivity of the strategy to the students' learning achievement. Introducing of the new strategy will somehow engage the students' attention much better than using the same method constantly. Moreover, some previous findings claimed that the use of synectic strategy impair the effectiveness of language creativity. Therefore, it is assumed that the students' learning achievements after the use of synectic strategy are better compared to the one before the application of the strategy.

2. There is the difference between the students who are taught by using synectic strategy and those who are not taught by using synectic strategy.

Comparing the different between the learning achievement of the students who are taught by using synectic strategy and those who are not shows the superiority of one strategy to the other and therefore shows the effectiveness of the synectic strategy compared to the traditional one. Based on the theory discussed in the previous part of the chapter, the synectic strategy appear to be more effective compare to the conventional memorizing method in order to improve the students' vocabulary.


One of the reasons is that the strategy encourages the student creativity and lowers the level of anxiety of the student. Besides, learning unrelated words in synectic approved to be easier compare to learning the related one. Another reason that learning word by memorizing it is a low level process of thinking and badly remember.

Therefore, It can be concluded that there is the significant different between the synectic strategy and the conventional strategy where the student taught by using synectic strategy are better than those who are taught by using the conventional method.

### **E. Theoretical Hypothesis**

Based on the previous related findings and theoretical frameworks above, the researcher formulates the hypothesis as follows:

1. The learning achievement of the students after the use of synectic strategy is higher than before the use of synectic strategy.
2. The learning achievement of the students who are taught by using synectic strategy is better than those who are taught by using the conventional method.



**CHAPTER III**  
**RESEARCH METHOD**

**A. Research design**

The design of this research is quasi experimental design—nonequivalent control group design, with pretest and posttest design, experimental and controlled class. The comparison between pretest and posttest score depends on the success of the treatment. (Gay, 1981)

Class	Pretest	Treatment	Posttest
E	O	X	O
C	O		O

Notation: E = Experimental class  
O = Test, pretest or posttest  
X = Unusual treatment  
C = Controlled class

**B. Research Variable**

This research consists of two variables, dependent variable and independent variable. The dependent variable is the Students' Vocabulary mastery and the independent variable is the use of Synectic Strategy.

### **C. Population and sample**

McMillan (1996) defines population as a group of element or cases, whether individuals, objects, or events, that conform to specific criteria and to which we intend to generalize the result of the research. Based on the definition, the population in this research was the first year students of English Education Department of Tarbiyah and Teaching Science Faculty of Alauddin State Islamic University academic year 2011-2012. The number of students in the population of this research was 124 students.

According to McMillan (1996:86-91), sample is the group of elements, or a single element, from which data are obtained. He argues that in many research designs it is either unfeasible or unnecessary to obtain a probability sample. Therefore, this research employs one of the non probability sampling techniques –the purposive sampling- as the sampling technique. In purposive sampling technique (sometimes referred to as purposeful, judgment or judgmental sampling) the researcher selects particular element of the population that will be representative or informative about the topic.

Therefore, the researcher took two of the registered classes of the English education department of tarbiyah and teaching science faculty in Alauddin State Islamic University as the sample of this research. The number of the sample was 72 students or equal to 58% of the population where one class was set as the experimental class while the other was the controlled class. The researcher chose these two classes considering the fact that the students were accepted to enter

university after competing in the university enrollment test and so their performance were averagely balance. In addition, the classes were not set up based on the score in the enrolment test but by the alphabetical order of the name of the student. Therefore, the researcher assumed that none of the classes was better than the other classes. In fact, the former interaction with the class allowed the researcher to recognize the situation of the class as well as the condition of the students in advance.

#### **D. Research Instrument**

Vocabulary test was used as the instrument of the research in pretest and post-test. The vocabulary test is taken from the text book which has been validated. The test consists of thirty items within three types of questions including multiple choices, sets (associated words), and matching items. In multiple choices questions, the students have to find the answer based on the context. For sets questions, the student's familiarity with a range of associations is measured while the students have to match between the jobs and their associated work places in matching item questions (Heaton, 1991:56-58).

1. The instrument of the learning achievement
  - a. Conceptual definition of learning achievement

The learning achievement of this research is the vocabulary competence including the quality and the quantity. The quality refers to how confident the student using appropriate word in a sentence. The quantity refers to the vocabulary size or the number of words that students can achieve.



b. Operational definition of learning achievement

Learning achievement is the score achieved by the student after taking the test. The test employs total 30 numbers with three types of question including multiple choices, associated word, and matching. There are 10 questions each types where the multiple choices will measure the quality of students' vocabulary, while the sets and matching item measure the quantity of the students' vocabulary.

Each correct answer is counted as 1 point and the wrong answer is counted as 0. The total correct numbers is divided with 30 and later multiplied with 100.

c. Instrument design

As mentioned above that the instrument consists of three types of questions and the distribution of the scores are described in the following table:

Table 1. Design of Instrument

No	Types of Question	Indicator	Total scores	Items
1	Multiple Question	The students are able to use a word which best appropriate to the meaning of the sentence	10	10
2.	Sets	The student are able to associate some words which have the same context	10	10
3	Matching item	The students are able to match the words based on their relation.	10	10

## **E. Procedure of Data Collection**

The data are collected through the following steps:

### **1. Pre-test**

The researcher came to the class and gave a quick overview about the research that was to conduct in the class. Then, the subjects were administered with the pretest around 20 to 30 minutes.

### **2. Treatment**

After giving the pre-test, the student will be treated by using Synectic Strategy which is adopted from various sources including synectic comparison strategy, synectics graphic organizer, and synectics similes (see appendix B). As mention before, although the models of synectic strategies vary according to the adapters of this strategy, basically the strategies employ the same basic principle procedure. Firstly, to identify the content term or the concept in which the class will discuss. Secondly, the class provide with some words not related to the content. Next, students have to analyze connection between words using the synectics model. After that, the students have to share their example of analogy and the analysis to the class. At last, students decide which analogy match better to the content and make a summary contains the discussion and the specific example. Therefore, the materials during the treatment were scheduled as follows:

- a. The first meeting researcher taught the students with work places as the content area by using synectic comparison model.

- b. The second meeting the researcher taught the content area of specific equipment by using synectic comparison
- c. The third meeting the researcher taught the content area of popular occupation by using synectic comparison model.
- d. The fourth meeting the researcher used synectic similes model to teach work ethic as the content area.
- e. The fifth meeting the researcher taught the students by using synectic similes to teach less popular job as the content area.
- f. The sixth meeting the researcher taught dangerous work places as the content area by using synectic similes.
- g. The seventh meeting the researcher used synectic graphic organizer to teach dangerous equipment as the content area.
- h. The eighth meeting the researcher used synectic graphic organizer to teach about unexpected work ethic.

### 3. Post-test

The researcher gave the students a test and let them did the test based on the treatment given before.

## **F. Technique of Data Analysis**

In analyzing the data, the researcher employed some steps as follows:

1. Scoring the students' correct answer of pretest and posttest by using the following formula. (Depdikbud in Syarifuddin, 2010:28)

$$\text{Score} = \frac{\text{students' correct answer}}{\text{the number of item}} \times 10$$

2. Classifying the student score into following criteria:

The mean score of the students is classified into seven levels as follows:

NO	Rate of Score	Categories
1	9.6 – 10	Excellent
2	8.6 – 9.5	Very Good
3	7.6 – 8.5	Good
4	6.6 – 7.5	Fairly Good
5	5.6 – 6.5	Fair
6	3.6 – 5.5	Poor
7	0.0 – 3.5	Very poor

(Depdikbud in Syarifuddin 2010:28)

This researcher used 30 numbers of item for every pre-test and post-test. To get the score for every student, the researcher divided the students' correct answer with the number of item and times 10. After getting students' score, it can be categorized by using the table above.

3. Calculating the mean score of the students' answer by using the following formula (Gay, 1981: 298) :

$$\bar{X} = \frac{\sum X}{N}$$

Notation :  $\bar{X}$  = The mean or arithmetic average of the score

$\sum X$  = The sum of all score

N = The Total Number of Subjects

4. Calculating the Standard Deviation of the students' score in pretest and posttest by using the following formula (Gay, 2006:321):

$$SD = \sqrt{\frac{SS}{n-1}} \quad \text{Where: } SS = \sum X^2 - \frac{(\sum X)^2}{N}$$

Notation:

- SD = Standard mean deviation  
 SS = The square root of the sum of the square  
 N = The total number of students  
 $\sum x^2$  = The sum of the squares  
 $(\sum x)^2$  = The squares of the sum of the score  
 1 = Constant number

5. Computing the frequency and the rate percentage of the students' scores

$$P = \frac{F}{N} \times 100\%$$

- Where: P = percentage  
 F = frequency  
 N = the total number of students

6. Testing the hypothesis to find out the difference between pretest and posttest by the following formula (Gay, 1981: 327):

$$t = \frac{\bar{X}_1 - \bar{X}_2}{\sqrt{\left(\frac{SS_1 + SS_2}{n_1 + n_2 - 2}\right) \left(\frac{1}{n_1} + \frac{1}{n_2}\right)}}$$

Notation:

$t$  = Test of significance

$\bar{X}_s$  = Mean Score of each group

$SS_s$  = The square root of the sum of the square in each group

$n_s$  = number of the subject in each group

### **G. Statistical Hypothesis**

The statistical hypothesis of this research is given as follows:

1. H0: There is no significant difference between the students' vocabulary mastery of those who were taught by using synectic strategy and those who were taught by using conventional method.
2. H1: There is a significant difference between the students' vocabulary mastery of those who were taught by using synectic strategy and those who were taught by using conventional method.

## CHAPTER IV

### FINDINGS AND DISCUSSIONS

This chapter particularly presents the findings of the research which are presented as data description, and the discussion of the findings reveals argument and further interpretation of the findings. In this chapter, the researcher analyzed the data consisting of the result of pre-test and post-test both in experimental class and control class.

#### A. Findings

The finding of the research deals with the findings on the teaching process and the findings on the teaching result including the rate presentation of the students' score obtained test, mean score, standard deviation, test of significance and hypothesis testing.

##### 1. Findings on The Teaching Process

###### a. The Teaching process

The teaching process in this research is described in the following table:

Table 2. Teaching Process

No.	Teaching Steps	Teaching activities	Description
1	Pre-activity	<ul style="list-style-type: none"><li>- Grouping the students</li><li>- Determine the topic</li><li>- Introducing the content area words</li></ul>	<ul style="list-style-type: none"><li>- The teacher splits the students up into some groups consist of four students.</li><li>- The teacher and students determine the topic and each</li></ul>

			<p>group pick up one word based on the topic.</p> <ul style="list-style-type: none"> <li>- The teacher provides the students with some words not related to the topic.</li> </ul>
2	Whilst activity	<ul style="list-style-type: none"> <li>- Brainstorming ideas</li> <li>- Making the comparison form the formulated analogy</li> <li>- Sharing and discussing ideas within group</li> </ul>	<ul style="list-style-type: none"> <li>- Each student is assigned to make one comparison or analogy.</li> <li>- Then, they share ideas within their own group</li> <li>- Other students question and revise one's analogy.</li> </ul>
3	Post activity	<ul style="list-style-type: none"> <li>- Sharing ideas with the other groups</li> <li>- Vote for the best analogy</li> </ul>	<ul style="list-style-type: none"> <li>- The groups share their analogy to the class.</li> <li>- Each students responsible for his/her analogy which being questioned by other group with the help of his/her group member.</li> <li>- The groups vote for the best three analogy from the class</li> </ul>

### **b. Advantages**

The strategy is able to engage the participation of every individual in the class. It lowers the anxiety of the students as they are willing to communicate their idea in the classroom environment. This strategy is also best for large class because it



could engage every individual in the class. Although, the students are placed into some small groups, everyone have the responsibility to contribute ideas in the group.

**c. Laxity**

One of the lacks of the synectic strategy is that the information that could be transferred is still limited. This is due to the learning custom of the students also the teacher and the students' competency itself. The students' learning custom where they used to rely on the teacher explanation and let the teacher decides the best idea for them to learn still affect the students' creativity.

**2. Findings on The Teaching Result**

The following findings are the result of the data analysis of the pre-test and post-test in both experimental class and control class including the rate percentage score, mean score, standard deviation, test of significant, and hypothesis testing.

**a. The Classification of Students' Pretest and Posttest Scores in Experimental Class**

**Figure 1**

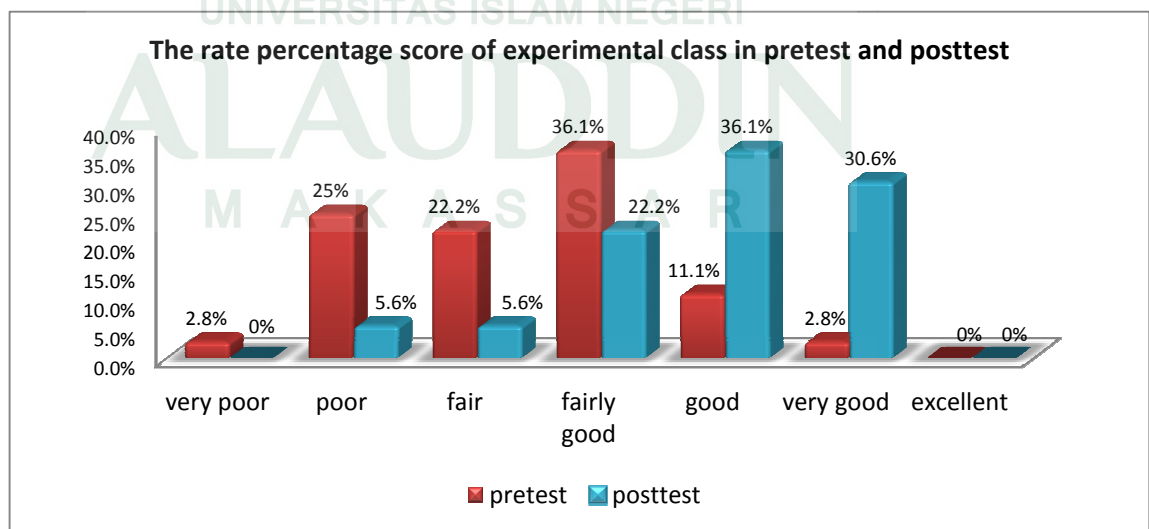


Figure 1 shows the rate percentage score of experimental class in pre-test and posttest from 36 students. In the pretest, none of the students achieved the excellent score, instead majority of the student got the scores varied from poor to fairly good and less than 15% of the students could get the good and very good scores. In fact, there were 13 students got fairly good scores, 8 of them got fair scores and 9 students got poor scores while both very good and very poor scores were achieved by 1 person each.

In the post test, the figure shows that all the students could manage to avoid the lowest score, yet nobody was able to earn the highest scores. In fact, more than half of the student could achieve the averagely high scores varied from fairly good to the very good scores and only few of them got the fair and poor scores. In details, 11 students got very good scores, 13 of them got the good score, and the other 8 were able to get fairly good scores while every 2 of the rest 4 students got the fair and poor scores.

Based on the result above, it can be conclude that the rate percentage in post-test was higher than the rate percentage in pre-test. None of the student got excellent in both pre-test and post-test but the score increase significantly in post-test where 66.6% of the students were able to earn good and very good scores whereas only 13.8% of the student could get those sorts of scores in the pretest.

**b. The Classification of Students' Pre-test and Post-test Scores in Controlled Class**

**Figure 2**

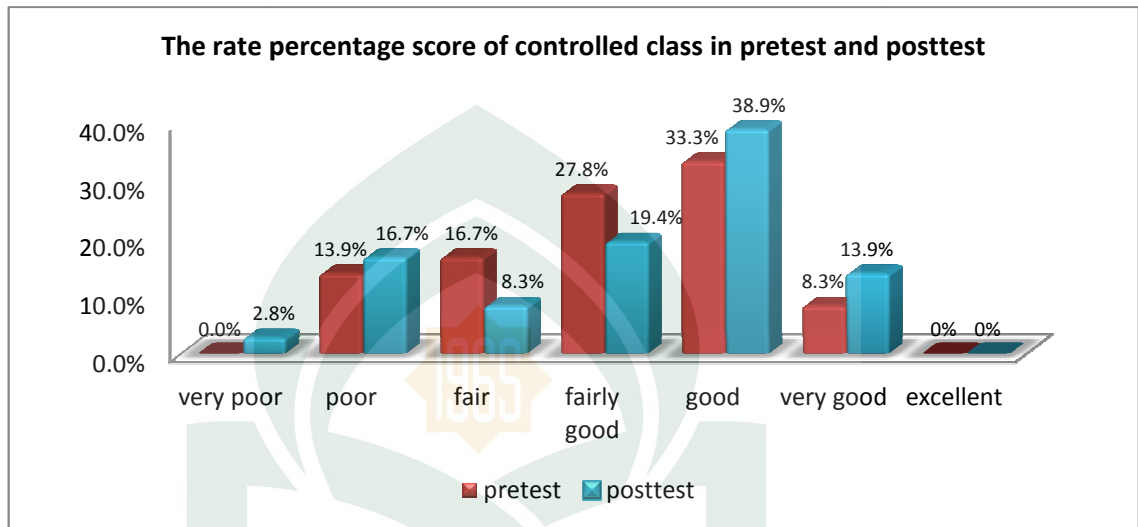


Figure 2 shows the rate percentage scores of controlled class in pretest and posttest from 36 students. Similar to the experimental class neither of the students got excellent scores in the pretest nor in the posttest. In the pretest, the scores vary from very good to poor scores where 3 students earned the very good scores, 12 students got the good scores, 6 others got the fair one, and the rest 5 students got the poor scores. This indicates that the rate percentage of score of controlled class in pre-test was averagely moderate as majority of the students got the very good sores to fair.

In the posttest, the rate percentage of the score of controlled class was averagely high as 72% of student got the considerably high score ranged from very good to fairly good scores. However, there are yet 16.7 % students got the poor scores. The data reveals that there are 5 students got the very good score, 14 students earned the good score while 7 and 3 others got the fairly good and good scores

respectively. The other 6 students got poor scores and only one student got the lowest score which in the pretest none of them got the very poor scores.

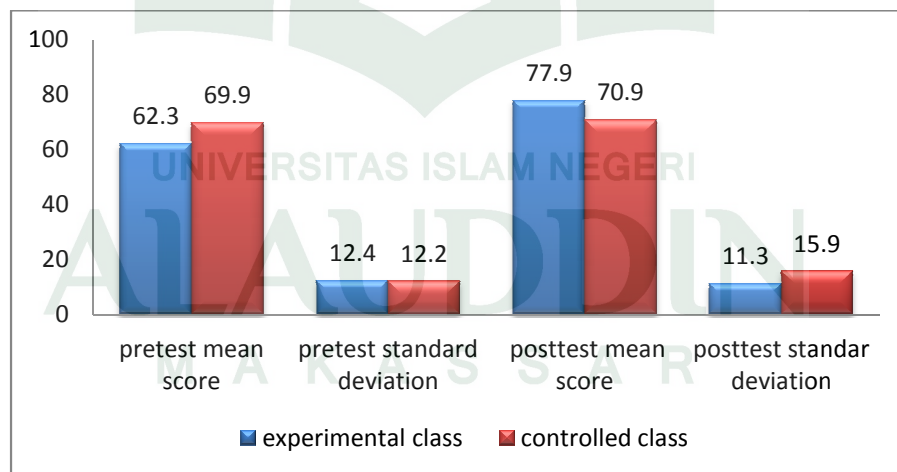
Based on the figure 2, it can be concluded that the rate percentage in posttest was slightly greater than the rate percentage in pretest with 72.2% compared to 69.9% of the number of students who got the scores from very good to fairly good.

**c. The Mean Score and Standard Deviation of Experimental Class and Controlled Class**

After putting the students score into category and counting the percentage, the mean score and standard deviation of both classes be presented in the following table:

**Figure 3**

**The mean score and standard deviation of experimental class and controlled class in post-test**



The table above shows that the mean score of experimental class in pretest was 62.3 with the standard deviation 12.4 while the mean score in the controlled class was 69.9 with the standard deviation 12.2. In the post-test, the mean score of the

experimental class was 77.9 and the standard deviation was 11.3, while the mean score of controlled class in posttest was 70.9 and its standard deviation was 15.9. Unlike the standard deviation of the experimental class which was lower than the controlled class, the mean score of the experimental class proved to be higher than the controlled class.

**d. Test of Significance**

The significant score between experimental and controlled class can be calculated by using t-test. The result of t-test can be seen in table 1 as follows:

**Table 3**  
**Distribution the value of t-test and t-table in posttest**

Variable	t-test value	t-table value
Posttest	2.266	2.000

The table above showed that t-test value was higher than t-table. The result of the test shows that the t-table was significantly different with the t-test ( $2.000 < 2.266$ ). The result of the t-test statistical analysis shows that there was significant difference between the experimental class which got treatment by using Synectic strategy compared to the controlled class which got treatment by verbal explanation. The statement was proved by the t-test value (2.266) which was higher than t-table value (2.000), at the level of significance 0.05 and the degree of freedom  $(N_1+N_2) - 2 = (36 + 36) - 2 = 70$ .

## **B. Discussions**

Examining the findings in this research, there are two things to discuss. First is the finding on the teaching process. Teaching vocabulary to the students through synectic strategy enables them to increase their vocabulary size because in the synectic strategy encourage the student to access their subconscious creativity and bring it into conscious. Synectic strategy is promoted as a group work activities, however its basic principles are operative for individual use. Therefore, synectic strategy is applicable in a larger class.

The synectic strategy proved to be able to boost the students' vocabulary size as the student could access new words through individual effort and group work. The individual effort is required as the student is demanded to create their own personal analogies and later on bringing them into group discussion. Moreover, the student are expected to consider others analogy and put them into assessment in the group stage. Therefore, a deep thinking process is required here and so the student is more likely to retain information in a better memory.

Second is the finding in the teaching result, the data provides us some facts about the research. First of all, the rate percentage score of the experimental class indicates a higher percentage in the post test compared to the pretest. Considering the scores levels from excellent to fairly good as the higher scores while fair to very poor as the lower scores, the data indicates that there was a significant improvement in terms of scores achievement in the post test. There were about 88.9% students could get the higher scores in the posttest compared to the pretest with 50%, therefore the gap of

the higher scores between the posttest and the pretest in the experimental class is about 38.9%. In the other side, the rate percentage score of the controlled class shows a relatively identical outcome in the pretest and posttest although there are some improvements in some points. The data show an upward trend of higher scores achievement in the post test than the pretest. The gap between the posttest and the pretest in the higher scores was 2.8% with 72.2% of the students were able to ear the higher scores in the posttest compared to the pretest with 69.4%. However, downward trend was shown in the lower score as the percentage in the poor scores level tend to be higher in the posttest with 16.7% compared to the pretest with only 13.9%.

In addition, comparing the gap of the posttest and pretest scores percentage of the high scores between the controlled and experimental class, the data shows that the gap in the experimental class was higher than controlled class with 38.9% compared to 2.8%. Also, the gap between the mean scores of pretest and posttest of the experimental class was higher with 15.6% compared to the controlled class with 1.0%.

Moreover, the test of significant proved that the t-test was significantly different from the t- table where the t-test with 2.266 was higher than the t-table with 2.000. Based on the findings above and the theory in chapter II, it can be concluded that, using Synectic strategy to improve students' vocabulary mastery at the first semester of English Education Department of Alauddin State Islamic University.

## CHAPTER V

### CONCLUSION AND RECOMENDATION

This chapter presents some conclusions and recommendations of the result from the data analysis.

#### A. Conclusion

In relation to the research findings after the teaching process using synectic, the data showed that synectic strategy is proved to be effective to improve the students' vocabulary mastery. This approved the learning theory underlying the synectic strategy to be significant with the reality in the learning achievement by the students.

The synectic strategy employs analogy and metaphor in its process in order to make the seemingly unrelated words get connected with each other. Through creative thinking the students are able to independently develop their vocabulary while working collectively. This strategy is able to engage the students' attention and participation in the class. All students are willing to contribute their ideas and thoughts in the class without feeling any hesitant or anxiety as they can come up with their very creative ideas.

The data analysis indicated that the synectic strategy is effective to improve the students vocabulary compared to the traditional method. It is proved by the gap between the mean score of post-test in experimental class and of the post-test in controlled class, with 77.9 compared to 70.9, its way also proved by the test of



significant difference of t-test and t-table, where the value t-test 2.266 was higher than the t-table with the value of 2.000.

## **B. Recommendation**

In relation to the conclusions above, the writer suggests the following ideas. First, synectic strategy is recommended for the teacher and students in order to increase their students' vocabulary mastery.

Second, English teacher should be more creative in choosing the methods that will be used in teaching process and to modify them based on the student's condition and need.

Third, the role of the English teacher in managing the materials for vocabulary mastery is very important. The teacher has to be creative in arranging and comprehending the strategy to develop the students' ability in teaching vocabulary.

Forth, the teachers have to create a secure condition and a good relation between students and the teacher. When the harmony could be created, this could engage the students to share ideas, thought, feeling, and potency of the student.

Fifth, the teachers have to understand the students' need. This is important in order to growing trust between the teacher and the students.

## BIBLIOGRAPHY

- Ahmad, Djuwairiah. 2011. *Problems in English Vocabulary Instruction in Indonesia Teaching Context*. Retrieved March 18, 2011, from <http://pbi.ftk.uin-alauddin.ac.id/detailartikel-76>
- Alexander, Francie. 2011. Understanding Vocabulary. *Scholastic*. Retrieved September 4, 2011, from <http://www2.scholastic.com/browse/article.jsp?id=4509>
- Allen, Virginia French. 1983. *Techniques in Teaching Vocabulary*. England. Oxford University Press.
- Ango, Samuel Peni. (2010). *Synecotics Principles in The Riddles of The Lelna of Nigeria as A Tool for Christian Education*. Retrieved December 31, 2011, from <http://www.iapche.org/acainsert32010.pdf>
- Beglar, D., & Hunt, A. (2005, July). Six Principles for Teaching Foreign Language Vocabulary: A Commentary on Laufer, Meara, and Nation's "Ten Best Ideas". *Sharing Our Stories at JALT2005*, 7-10.
- Blachowicz, Camille L. Z., & Fisher, Peter J. 2005. *Integrated Vocabulary Instruction: Meeting the needs of Diverse Learners in Grades K-5*. Retrieved August 20, 2011, from <http://www.learningpt.org/pdfs/literacy/vocabulary.pdf>
- Bressel, Danny & Furtado, Leena. 2008. *Enhancing English as A Second Language Students' Vocabulary Knowledge*. Retrieved September 4, 2011, from [http://www.readingmatrix.com/articles/brassell\\_furtado/article.pdf](http://www.readingmatrix.com/articles/brassell_furtado/article.pdf)
- Cook, Vivian. 1991. *Second Language Learning and Language Teaching*. New York: Chapman and Hall Inc.
- ESA 6 & 7. 2006. *On Target: strategies to Build Student Vocabularies*. Retrieved August 6, 2011, from [www.sdesa6.org/content/docs/StrategiesVocabulary-080808.pdf](http://www.sdesa6.org/content/docs/StrategiesVocabulary-080808.pdf)
- Folse, Keith S. 2004. *The Underestimated Importance of Vocabulary in the Foreign Language Classroom*. Retrieved September 4, 2011, from <http://www.seasite.niu.edu/trans/articles/Underestimated%20Importance%20of%20Vocab.html>

- Gay, L. R. 1981. *Educational Research: Competencies for Analysis and Application* (2<sup>nd</sup> ed). United State. Charles E. Merrill Publishing Co.
- Gay, L. R. 2006. *Educational Research: Competencies for Analysis and Application* (8<sup>th</sup> Ed). United State. Earson Merrill Prenfile Hall.
- Heaton, J.B. 1991. *Writing English Language Tests*. New York: Longman Group.
- Hiebert, Elfrieda H., & Kamil, Michael L. 2005. *Teaching and learning Vocabulary: Bringing Research to Practice*. New Jersey: Lawrence Erlbaum Associates, Inc.
- Jamal, Asmawati. 2010. *Improving The Students' Vocabulary Mastery by Using Team Game Tournament at The Second Year of Madrasah Tsanawiyah Muallimin Muhammadiyah Makassar*. A Thesis, UIN Alauddin Makassar, 2010.
- Laufer, B., Meara, P., & Nation, P. (2005, July). Ten Best Ideas for Teaching Vocabulary. *Sharing Our Stories at JALT2005*, 3-6.
- McMillan, James H. 1996. *Educational Research: Fundamentals for The Consumer* (2<sup>nd</sup> ed). United State of America: HarperCollins Publishers Inc.
- Nation, Paul. (2000). Learning Vocabulary in Lexical Sets: Danger and Guidelines. *TESOL Journal*. 6-10
- Read, John. 2000. *Assessing Vocabulary*. United Kingdom: Cambridge University Press.
- Simpson, Paul. 2005. *Language through Literature: An Introduction*. New York: Routledge
- Syarifuddin, Anci BTE. 2011. *Using Montessori Method To Increase Students' Vocabulary Mastery At Kindergarten Of Alauddin Makassar*. A Thesis of UIN Alauddin Makassar.
- Synecotics Similes. (n.d) retrieved on August 18, 2011, from <http://www.npsne.org/ms/staff/chahne/docs/synecoticsimiles.pdf>
- Synecotics(a). (n.d) retrieved on August 18, 2011, from [www.stemresources.com/static/tools/Inquiry/Synecotics/Synecotics.pdf](http://www.stemresources.com/static/tools/Inquiry/Synecotics/Synecotics.pdf)

Synecotics(b). (n.d) retrieved on August 19, 2011, from <http://www.stemresources.com/static/tools/Inquiry/Synecotics/Synecotics.pdf>

*The American Heritage Dictionary of English Language* (4<sup>th</sup>ed). (2006). Boston: Houghton Mifflin Company.

Thirumalai. M. S., Mallikarjun, B., Mohanlal, Sam., Sharada, B. A., Fatihi, A. R., Gusain, Lakhani. et al. (2011) A Study on Language Creativity of Collage Students. *Language in India; Strength for Today and Bright Hope for Tomorrow*. 520-530

Warnandi, Nandi. 2002. *Implementing Synectic Teaching Process in Teaching Bahasa Indonesia*. A paper submitted in Indonesian Education University: Bandung

Weaver, W Timothy., Prince, George M. 1990. Synectics: Its Potential for Education. *Phi Delta Kappan*. 378

## APPENDIX A

### Meaning Relationships between Word Pairs

Effect of the set	Relationship	Explanation	Example
Most Interfering	Near synonyms	The words in the set have rather similar meanings.	<i>Fast</i> <i>Rapid</i>
	Free associate	One word is free associate of the other	<i>Bed</i> <i>Sleep</i>
Neutral	Opposites	The words have opposite meanings.	<i>Dark</i> <i>Light</i>
	Unrelated	The two words have no meaning connection	<i>Bread</i> <i>Foot</i>
	Connotation	The two words were not synonyms but close in meaning to each other.	<i>See</i> <i>Vision</i>
Most helpful	Partial response identity	The words have similar free associates	<i>Dark</i> <i>Lamp</i>
	Coordinates	The words occur under a headword, such as fruit	<i>Apple</i> <i>Pear</i>

Note that *connotation* and *coordinates* are used here with different meanings from their use in standard linguistics.

## APPENDIX B Synectics models

### Model 1: Synectic Comparison

#### Steps:

1. Identify vocabulary words or content terms.
2. Provide students with words not related to the content. Students may use these words to create their comparisons.

For example, if the science content term is *comet*, you might provide students with the following options:

Toaster    Speed boat    Ice cream cone                      Stallion

3. Create an example to model the synectic.  
A comet is like a \_\_\_\_\_ because \_\_\_\_\_.  
A comet is like a toaster because it burns very hot.
4. Share your example with the class. Explain your logic or thinking for the comparison. Give students the opportunity to list additional ways that a comet might be like a toaster.
5. Ask students to create their own comparisons. Students may work in teams or pairs. Allow students to select from the comparison options you've provided or to select their own objects for comparison.
6. Direct students to create a graphic illustration to accompany their synectics.
7. Direct small groups to share their creations with the class.

#### Adaptations:

- Assign different vocabulary words or terms to student teams. Each team is responsible for “teaching” the assigned term to the rest of the class.
- Ask students to write a paragraph to accompany the graphic. The paragraph should explain in more detail “how” the two items are related with specific examples.

## Model 2: Synectics Similes

**Objective:** To encourage students to use fluid and creative thinking by comparing things that wouldn't ordinarily be compared.

**Grouping:** Whole class and small groups

**What to do:** Synectics, a term coined by industrial psychologists, William Gordon and George Prince, was created for problem solving. Syn means "bringing together" and ectics means "diverse elements." You can use this strategy as a prewriting activity as well as a review of a newly taught topic. Use the Synectics Similes sheet to help students create similes for two objects that are distinct.

1. As a whole class, write the concept or topic you're studying on the Topic line. Then, have students work in small groups of three or four.
2. Ask the groups to brainstorm (and record in the boxes) four words in a particular category that is different from the topic listed above. The category can be anything—things found in a kitchen, ocean words, sports words, foods, and so on. It doesn't matter what category students choose since they're comparing the newly taught topic to a category of familiar words that have no relationship to it.
3. As a whole class, share some of the words that they groups brainstormed. Make sure students understand what a simile is, and try coming up with a few together so they understand the principle. Students can work together or separately on their similes. Working together is a good idea, as this is not an easy task.
4. Tell students they will have one minute to call out as many similes as possible for the topic word and any of the four categories. When you say "go," the groups (one student writes while the others brainstorm) begin. Say "stop" after three minutes. Students may choose to create five similes using one of the words, one using another, three using another, and two using the last word. Make sure they use all words at least once.

### SYNECTICS SIMILES

Topic \_\_\_\_\_

Category of Comparison \_\_\_\_\_


1. \_\_\_\_\_ is like a(n) \_\_\_\_\_ because \_\_\_\_\_

2. \_\_\_\_\_ is like a(n) \_\_\_\_\_ because \_\_\_\_\_

3. \_\_\_\_\_ is like a(n) \_\_\_\_\_ because \_\_\_\_\_

4. \_\_\_\_\_ is like a(n) \_\_\_\_\_ because \_\_\_\_\_

(Synectics Similes. n.d)

### Model 3: Synectic Graphic Organizer

1. Have students randomly place words in each of the four quadrants.
2. Ask students to place the concept, idea, condition, etc. that you want to explore in the center box.
3. In each of the quadrants have then complete this sentence stem: The word in the box is kind of like the item in the quadrant because...
4. Have students continue to generate analogies until they run out of ideas.

“A \_\_\_\_\_ is a lot like a \_\_\_\_\_ because \_\_\_\_\_”



(Synectics(b). n.d)



## APPENDIX C

### The Raw Score of the Students' Pretest and Posttest in Experimental Class

No.	Respondents	Pre-test		Post-test	
		Score (X)	$X_1^2$	Score (X)	$X_1^2$
1	E1	30	900	80	6400
2	E2	63	3969	83	6889
3	E3	73	5329	76	5776
4	E4	46	2116	60	3600
5	E5	70	4900	86	7396
6	E6	70	4900	70	4900
7	E7	46	2116	66	4356
8	E8	66	4356	80	6400
9	E9	63	3969	80	6400
10	E10	60	3600	66	4356
11	E11	46	2116	76	5776
12	E12	46	2116	80	6400
13	E13	66	4356	83	6889
14	E14	80	6400	83	6889
15	E15	76	5776	86	7396
16	E16	46	2116	46	2116
17	E17	60	3600	86	7396
18	E18	76	5776	93	8649
19	E19	66	4356	56	3136
20	E20	60	3600	90	8100
21	E21	53	2809	83	6889
22	E22	40	1600	90	8100
23	E23	53	2809	90	8100
24	E24	86	7396	90	8100
25	E25	66	4356	73	5329
26	E26	76	5776	90	8100
27	E27	60	3600	73	5329
28	E28	73	5329	70	4900
29	E29	53	2809	53	2809
30	E30	63	3969	73	5329
31	E31	70	4900	80	6400
32	E32	66	4356	80	6400

33	E33	60	3600	73	5329
34	E34	73	5329	90	8100
35	E35	70	4900	86	7396
36	E36	73	5329	83	6889
Total		<b>2244</b>	<b>145234</b>	<b>2803</b>	<b>222719</b>
Average		<b>62.3</b>	<b>4034.3</b>	<b>77.9</b>	<b>6186.6</b>



## APPENDIX D

### The Raw Score of the Students' Pretest and Posttest in Controlled Class

No.	Respondents	Pre-test		Post-test	
		Score (X)	$X_2^2$	Score (X)	$X_2^2$
1	C1	80	6400	50	2500
2	C2	66	4356	73	5329
3	C3	76	5776	83	6889
4	C4	43	1849	23	529
5	C5	53	2809	76	5776
6	C6	76	5776	83	6889
7	C7	63	3969	73	5329
8	C8	73	5329	73	5329
9	C9	50	2500	63	3969
10	C10	63	3969	70	4900
11	C11	76	5776	83	6889
12	C12	73	5329	76	5776
13	C13	83	6889	53	2809
14	C14	73	5329	43	1849
15	C15	70	4900	66	4356
16	C16	80	6400	93	8649
17	C17	80	6400	83	6889
18	C18	86	7396	93	8649
19	C19	86	7396	83	6889
20	C20	73	5329	43	1849
21	C21	73	5329	56	3136
22	C22	43	1849	53	2809
23	C23	83	6889	90	8100
24	C24	63	3969	76	5776
25	C25	60	3600	76	5776
26	C26	76	5776	76	5776
27	C27	70	4900	76	5776
28	C28	76	5776	83	6889
29	C29	83	6889	90	8100
30	C30	90	8100	86	7396
31	C31	46	2116	50	2500
32	C32	76	5776	80	6400

33	C33	66	4356	73	5329
34	C34	70	4900	70	4900
35	C35	60	3600	76	5776
36	C36	60	3600	60	3600
Total		<b>2518</b>	<b>181302</b>	<b>2554</b>	<b>190082</b>
Average		<b>69.9</b>	<b>5036.2</b>	<b>70.9</b>	<b>5280.1</b>



UNIVERSITAS ISLAM NEGERI  
**ALAUDDIN**  
 M A K A S S A R

## APPENDIX E

### The Mean Score of Experimental Class and Controlled Class

#### A. Experimental Class

1. Pre-test

$$\bar{X}_1 = \frac{\Sigma X}{N}$$

$$\bar{X}_1 = \frac{2244}{36}$$

$$\bar{X}_1 = 62.3$$

2. Post-test

$$\bar{X}_1 = \frac{\Sigma X}{N}$$

$$\bar{X}_1 = \frac{2803}{36}$$

$$\bar{X}_1 = 77.9$$

#### B. Controlled Class

1. Pre-test

$$\bar{X}_2 = \frac{\Sigma X}{N}$$

$$\bar{X}_2 = \frac{282.0}{40}$$

$$\bar{X}_2 = 69.9$$

2. Post-test

$$\bar{X}_2 = \frac{\Sigma X}{N}$$

$$\bar{X}_2 = \frac{2554}{36}$$

$$\bar{X}_2 = 70.9$$



## APPENDIX F

### Standard Deviation of Experimental Class and Controlled Class

#### A. Experimental Class

##### 1. Pretest

$$SD = \sqrt{\frac{SS_1}{n-1}}$$

$$\text{Where: } SS_1 = \sum X_1^2 - \frac{(\sum X_1)^2}{n}$$

$$SS_1 = 145234 - \frac{(2244)^2}{36}$$

$$SS_1 = 145234 - \frac{5035536}{36}$$

$$SS_1 = 145234 - 139876$$

$$SS_1 = 5358$$

$$SD = \sqrt{\frac{SS_1}{n-1}}$$

$$SD = \sqrt{\frac{5358}{36-1}}$$

$$SD = \sqrt{\frac{5358}{35}}$$

$$SD = \sqrt{153.1}$$

$$SD = 12.4$$

##### 2. Posttest

$$SD = \sqrt{\frac{SS_1}{n-1}}$$

$$\text{Where: } SS_1 = \sum X_1^2 - \frac{(\sum X_1)^2}{n}$$

$$SS_1 = 222719 - \frac{(2803)^2}{36}$$

$$SS_1 = 222719 - \frac{7856809}{36}$$

$$SS_1 = 222719 - 218244.7$$

$$SS_1 = 4474.3$$

$$SD = \sqrt{\frac{SS_1}{n-1}}$$

$$SD = \sqrt{\frac{4474.3}{36-1}}$$

$$SD = \sqrt{\frac{4474.3}{35}}$$

$$SD = \sqrt{127.8}$$

$$SD = 11.3$$

## B. Controlled Class

### 1. Pretest

$$SD = \sqrt{\frac{SS_2}{n-1}}$$

$$\text{Where: } SS_2 = \sum X_1^2 - \frac{(\sum X_1)^2}{n}$$

$$SS_2 = 181302 - \frac{(2518)^2}{36}$$

$$SS_2 = 181302 - \frac{6340324}{36}$$

$$SS_2 = 181302 - 176120.1$$

$$SS_2 = 5181.9$$

$$SD = \sqrt{\frac{SS_2}{n-1}}$$

$$SD = \sqrt{\frac{5181.9}{36-1}}$$

$$SD = \sqrt{\frac{5181.9}{35}}$$

$$SD = \sqrt{148.1}$$

$$SD = 12.2$$

### 2. Posttest

$$SD = \sqrt{\frac{SS_2}{n-1}}$$

$$\text{Where: } SS_2 = \sum X_2^2 - \frac{(\sum X_2)^2}{n}$$

$$SS_2 = 190082 - \frac{(2554)^2}{36}$$

$$SS_2 = 190082 - \frac{6522916}{36}$$

$$SS_2 = 190082 - 181192.1$$

$$SS_2 = 8889.9$$

$$SD = \sqrt{\frac{SS_2}{n-1}}$$

$$SD = \sqrt{\frac{8889.9}{36-1}}$$

$$SD = \sqrt{\frac{8889.9}{35}}$$

$$SD = \sqrt{254}$$

$$SD = 15.9$$

## APPENDIX G

### The Significance Different

$$\bar{X}_1 = 77.9 \quad SS_1 = 4474.3$$

$$\bar{X}_2 = 70.9 \quad SS_2 = 8889.9$$

#### 1. t-Test

$$t = \frac{\bar{X}_1 - \bar{X}_2}{\sqrt{\left(\frac{SS_1 + SS_2}{n_1 + n_2 - 2}\right)\left(\frac{1}{n_1} + \frac{1}{n_2}\right)}}$$

$$t = \frac{77.9 - 70.9}{\sqrt{\left(\frac{4474.3 + 8889.9}{36 + 36 - 2}\right)\left(\frac{1}{36} + \frac{1}{36}\right)}}$$

$$t = \frac{7}{\sqrt{\left(\frac{13364.2}{70}\right)\left(\frac{2}{36}\right)}}$$

$$t = \frac{7}{\sqrt{(190.9)(0.05)}}$$

$$t = \frac{7}{\sqrt{9.5}}$$

$$t = \frac{7}{3.1}$$

$$t_{\text{test}} = 2.266$$



## 2. t-Table

For level of significance ( $\alpha$ ) = 0.05

Degree of freedom (df) =  $(N_1 + N_2) - 2 = (36 + 36) - 2 = 70$

t – Table = 2.000



**APPENDIX H**  
**Distribution of t –Table**

Df	Level of Significance for two-tailed test					
	0,5	0,2	0,1	0,05	0,02	0,01
	Level of Significance for one-tailed test					
	0,25	0,1	0	0,025	0,01	0.005
1	1.000	3.078	6.314	12.706	31,821	63.657
2	0.816	1.886	2.920	4.303	6.965	9.926
3	0.765	1.638	2.353	3.183	4.541	5.841
4	0.741	1.533	2.132	2.776	3.747	4.604
5	0.727	1.476	2.015	2.571	3.365	4.032
6	0.718	1.440	1.943	2.447	2.143	3.707
7	0.711	1.451	1.895	2.365	2.998	3.499
8	0.706	1.397	1.860	2.306	2.896	3.355
9	0.703	1.383	1.833	2.262	2.821	3.250
10	0.700	1.372	1.812	2.226	2.764	3.169
11	0.697	1.363	1.769	2.201	2.718	3.106
12	0.695	1.356	1.782	2.179	2.681	3.055
13	0.694	1.350	1.771	2.160	2.650	3.120
14	0.692	1.345	1.761	2.143	2.624	2.977
15	0.691	1.341	1.753	2.331	2.604	2.947
16	0.690	1.337	1.746	2.120	2.583	2.921
17	0.689	1.333	1.740	2.110	2.567	2.898
18	0.688	1.330	1.734	2.101	2.552	2.878
19	0.688	1.328	1.729	2.093	2.539	2.861
20	0.687	1.325	1.725	2.086	2.528	2.845
21	0.686	1.323	1.721	2.080	2.518	2.831
22	0.686	1.321	1.717	2.074	2.505	2.819
23	0.685	1.319	1.714	2.690	2.500	2.807
24	0.685	1.318	1.711	2.640	2.492	2.797
25	0.684	1.316	1.708	2.060	2.485	2.787
26	0.684	1.315	1.706	2.056	2.479	2.779
27	0.684	1.314	1.703	2.052	2.473	2.771
28	0.683	1.313	1.701	2.048	2.467	2.763
29	0.683	1.311	1.699	2.045	2.462	2.756
30	0.683	1.310	1.697	2.042	2.457	2.750
40	0.681	1.303	1.684	2.021	2.423	2.704
<b>60</b>	0.679	1.296	1.671	<b>2.000</b>	2.390	2.660
120	0.677	1.289	1.658	2.890	2.358	2.617
	0.674	1.282	1.645	1.960	2.326	2.576

## APPENDIX I

### LESSON PLAN

#### 1. Identity:

Theme : Pre-Test

Sub-Theme : Vocabulary test

Skill : Vocabulary

Class : T 307 & T 308

Duration : 1 x 30 minutes

#### 2. Instructional Object:

The students will be able to match and complete the test.

#### 3. Teaching Procedure:

##### a. Researcher's Presentation (10 minutes)

- The researcher asks the students to write down their name, class and address on the question/answer sheet.
- The researcher explains about the direction in the test.
- The researcher asks the students not to look up the dictionary.
- The teacher asks the students to do their assignment.

##### b. Students' Activity (20 minutes)

- The students do the test individually based on the researcher's instruction.
- Each student receives three parts of test are translating, matching and completing.

#### 4. Evaluation:

- The students' answer sheet will be corrected by using testing vocabulary.

## LESSON PLAN

### 1. Identity:

Theme	: 1 <sup>st</sup> treatment
Subject	: English
Skill	: Vocabulary
Group	: PBI 3&4 (Experimental Class)
Duration	: 1 x 30 minutes

### 2. General Instructional Object:

The students will be able to understand about English vocabulary based on the material which has been learnt.

### 3. Special Instructional Object:

Through this activity, the students are expected to be able to:

- Acquire some vocabularies.
- Know the meaning of vocabularies.
- Know the pronunciation of the vocabularies.

### 4. Teaching Material

Using the synectic comparison, the students learn about work places as the theme.

### 5. Teaching Procedure:

- First Activity
  - Greeting/recognizing.
  - The teacher/researcher takes attendance list and read the students name.
  - The teacher/researcher gives motivation.
  - Recognizing about the material.
- Initial Activity
  - The teacher/researcher introduce the word “work places” as the theme and lets the student to decide the word unrelated to the topic that they would like to discuss as the content area.
  - The teacher/researcher introduces some words based on the theme.
  - The teacher/researcher signs the students into group consist of four people each group.
  - The students start to discuss within the group.
- Final Activity
  - The teacher/researcher signs the students to share their work

- The teacher/researcher corrects some pronunciation error.
- The teacher/researcher let them vote for the best three work.


**6. Instrument and Instructional Resource**

Instrument : Kamus Inggris Indonesia written by John M.Echols and Hassan Shadily.

Resource Instructional : Strategies to Build Student Vocabularies

**7. Assessment**

The primary reason for using this activity is to stimulate creative thinking and generate new problem solving approaches. Choosing not to assess student performance in this activity will relieve pressure and enhance creativity.



## LESSON PLAN

### 1. Identity:

Theme	: 2 <sup>nd</sup> treatment
Subject	: English
Skill	: Vocabulary
Group	: (Experimental Class)
Duration	: 1 x 30 minutes

### 2. General Instructional Object:

The students will be able to understand about English vocabulary based on the material which has been learnt.

### 3. Special Instructional Object:

Through this activity, the students are expected to be able to:

- Get some vocabulary.
- Know the meaning of vocabulary.
- Know the pronunciation of the vocabulary.

### 4. Teaching Material

Using the synectic comparison, the students learn about special equipment as the theme.


### 5. Teaching Procedure:

- a. First Activity
  - Greeting/recognizing.
  - The teacher/researcher takes attendance list and read the students name.
  - The teacher/researcher gives motivation.
  - Recognizing about the material.
- b. Initial Activity
  - The teacher/researcher introduces the word “specific equipment” as the theme and lets the student to decide the word unrelated to the topic that they would like to discuss as the content area.
  - The teacher/researcher introduces some words based on the theme.
  - The teacher/researcher signs the students into group consist of four people each group.
  - The students start to discuss within the group.
  - The teacher/researcher directs the student to create graphic illustration.

- c. Final Activity
- The teacher/researcher signs the students to share their work
  - The teacher/researcher corrects some pronunciation and spelling error.
  - The teacher/researcher let them vote for the best three comparison.

**6. Instrument and Instructional Resource**

- Instrument : Kamus Inggris Indonesia written by John M. Echols and Hassan Shadily.
- Resource Instructional : Strategies to Build Student Vocabularies



## LESSON PLAN

### 1. Identity:

Theme	: 3 <sup>th</sup> treatment
Subject	: English
Skill	: Vocabulary
Group	: B (Experimental Class)
Duration	: 1 x 30 minutes

### 2. General Instructional Object:

The students will be able to understand about English vocabulary based on the material which has been learnt.

### 3. Special Instructional Object:

Through this activity, the students are expected to be able to:

- Get some vocabularies.
- Know the meaning of vocabularies.
- Know the pronunciation of the vocabularies.

### 4. Teaching Material

Using the synectic comparison, the students learn about popular occupation as the theme.

### 5. Teaching Procedure:

- a. First Activity
  - Greeting/recognizing.
  - The teacher/researcher takes attendance list and read the students name.
  - The teacher/researcher gives motivation.
  - Recognizing about the material.
- b. Initial Activity
  - The teacher/researcher signs the students into group consist of four people each group.
  - The teacher/researcher introduces the word “popular occupations” as the theme and lets the group to decide different word unrelated to the topic that their group would like to discuss as the content area.
  - The teacher/researcher introduces some words based on the theme.
  - The students start to discuss within the group.



- The teacher/researcher directs the student to create graphic illustration.
- c. Final Activity
- The teacher/researcher signs the students to share their work
  - The teacher/researcher corrects some pronunciation and spelling error.  
The teacher/researcher let them vote for the best three comparison.
- d. **Instrument and Instructional Resource**
- Instrument : Kamus Inggris Indonesia written by John M. Echols and Hassan Shadily.
  - Resource Instructional : Strategies to Build Student Vocabularies



## LESSON PLAN

### 1. Identity:

Theme	: 4 <sup>th</sup> treatment
Subject	: English
Skill	: Vocabulary
Group	: B (Experimental Class)
Duration	: 1 x 30 minutes

### 2. General Instructional Object:

The students will be able to understand about English vocabulary based on the material which has been learnt.

### 3. Special Instructional Object:

Through this activity, the students are expected to be able to:

- Acquire some vocabularies.
- Know the meaning of vocabularies.
- Know the pronunciation of the vocabularies.

### 4. Teaching Material

Using the synectic similes, the students learn about work ethic as the theme.

### 5. Teaching Procedure:

- a. First Activity
  - Greeting/recognizing.
  - The teacher/researcher takes attendance list and read the students name.
  - The teacher/researcher gives motivation.
  - Recognizing about the material.
- b. Initial Activity
  - The teacher/researcher signs the students into group consist of four people each group.
  - The teacher/researcher introduces the word “work ethic” as the theme and lets the group to decide different word related to the topic that their group would like to discuss as the topic.
  - The teacher/researcher asks the student to brainstorm four words that is different from the topic that they have chosen.

- The students start to brainstorm while the others write when the teacher say “go”.
- The teacher say stop after 3 minutes and start over again until at least five times.

c. Final Activity

- The teacher/researcher signs the students to share their work
- The teacher/researcher corrects some pronunciation and spelling error.  
The teacher/researcher let them vote for the best three similes

**6. Instrument and Instructional Resource**

- Instrument : Kamus Inggris Indonesia written by John M. Echols and Hassan Shadily.
- Resource Instructional : Synectic similes



## LESSON PLAN

### 1. Identity:

Theme	: 5 <sup>th</sup> treatment
Subject	: English
Skill	: Vocabulary
Group	: B (Experimental Class)
Duration	: 1 x 30 minutes

### 2. General Instructional Object:

The students will be able to understand about English vocabulary based on the material which has been learnt.

### 3. Special Instructional Object:

Through this activity, the students are expected to be able to:

- Get some vocabulary.
- Know the meaning of vocabulary.
- Know the pronunciation of the vocabulary.

### 4. Teaching Material

Using the synectic similes, the students learn about less popular job as the theme.

### 5. Teaching Procedure:

#### a. First Activity

- Greeting/recognizing.
- The teacher/researcher takes attendance list and read the students name.
- The teacher/researcher gives motivation.
- Recognizing about the material.

#### b. Initial Activity

- The teacher/researcher signs the students into group consist of four people each group.
- The teacher/researcher introduces the word “less popular occupations” as the theme and lets the group to decide different word related to the topic that their group would like to discuss as the topic.
- The teacher/researcher asks the student to brainstorm four words that is different from the topic that they have chosen.

- The students start to brainstorm while the others write when the teacher say “go”.
- The teacher say stop after 3 minutes and start over again until at least five times.

c. Final Activity

- The teacher/researcher signs the students to share their work
- The teacher/researcher corrects some pronunciation and spelling error.  
The teacher/researcher let them vote for the best three similes

d. **Instrument and Instructional Resource**

- Instrument : Kamus Inggris Indonesia written by John M. Echols and Hassan Shadily.
- Resource Instructional : Synectic similes



## LESSON PLAN

### 1. Identity:

Theme	: 6 <sup>th</sup> treatment
Subject	: English
Skill	: Vocabulary
Group	: B (Experimental Class)
Duration	: 1 x 30 minutes

### 2. General Instructional Object:

The students will be able to understand about English vocabulary based on the material which has been learnt.

### 3. Special Instructional Object:

Through this activity, the students are expected to be able to:

- Get some vocabularies.
- Know the meaning of vocabularies.
- Know the pronunciation of the vocabularies.

### 4. Teaching Material

Using the synectic similes, the students learn about dangerous work places as the theme

### 5. Teaching Procedure:

#### a. First Activity

- Greeting/recognizing.
- The teacher/researcher takes attendance list and read the students name.
- The teacher/researcher gives motivation.
- Recognizing about the material.

#### b. Initial Activity

- The teacher/researcher signs the students into group consist of four people each group.
- The teacher/researcher introduces the word “dangerous work places” as the theme and lets the group to decide different word related to the topic that their group would like to discuss as the topic.
- The teacher/researcher asks the student to brainstorm four words that is different from the topic that they have chosen.

- The students start to brainstorm while the others write when the teacher say “go”.
- The teacher say stop after 3 minutes and start over again until at least five times.

c. Final Activity

- The teacher/researcher signs the students to share their work
- The teacher/researcher corrects some pronunciation and spelling error.
- The teacher/researcher let them vote for the best three similes.

**6. Instrument and Instructional Resource**

- Instrument : Kamus Inggris Indonesia written by John M. Echols and Hassan Shadily.
- Resource Instructional : Synectic similes



## LESSON PLAN

### 1. Identity:

Theme	: 7 <sup>th</sup> treatment
Subject	: English
Skill	: Vocabulary
Group	: B (Experimental Class)
Duration	: 1 x 30 minutes

### 2. General Instructional Object:

The students will be able to understand about English vocabulary based on the material which has been learnt.

### 3. Special Instructional Object:

Through this activity, the students are expected to be able to:

- Get some vocabularies.
- Know the meaning of vocabularies.
- Know the pronunciation of the vocabularies.

### 4. Teaching Material

Using the synectic graphic organizer, the students learn about unexpected work ethic as the theme

### 5. Teaching Procedure:

#### a. First Activity

- Greeting/recognizing.
- The teacher/researcher takes attendance list and read the students name.
- The teacher/researcher gives motivation.
- Recognizing about the material.

#### b. Initial Activity

- The teacher/researcher signs the students into group consist of four people each group.
- The teacher/researcher introduces the word “dangerous work places” as the theme and lets the group to decide different word related to the topic that their group would like to discuss in the centre box.



- The teacher/researcher asks the student to place four words that is unrelated to the topic in each four of the quadrants.
- The student have to complete the sentence stem; the word in the box is kind of like the item in the quadrant because

c. Final Activity

- The teacher/researcher asks the students to continue to generate analogies until they run out of ideas.

**6. Instrument and Instructional Resource**

- Instrument : Kamus Inggris Indonesia written by John M. Echols and Hassan Shadily.
- Resource Instructional : Synectic graphic organizer: high school English



## LESSON PLAN

### 1. Identity:

Theme	: 8 <sup>th</sup> treatment
Subject	: English
Skill	: Vocabulary
Group	: B (Experimental Class)
Duration	: 1 x 30 minutes

### 2. General Instructional Object:

The students will be able to understand about English vocabulary based on the material which has been learnt.

### 3. Special Instructional Object:

Through this activity, the students are expected to be able to:

- Get some vocabularies.
- Know the meaning of vocabularies.
- Know the pronunciation of the vocabularies.

### 4. Teaching Material

Using the synectic graphic organizer, the students learn about dangerous equipment as the theme

### 5. Teaching Procedure:


#### a. First Activity

- Greeting/recognizing.
- The teacher/researcher takes attendance list and read the students name.
- The teacher/researcher gives motivation.
- Recognizing about the material.

#### b. Initial Activity

- The teacher/researcher signs the students into group consist of four people each group.
- The teacher/researcher introduces the word “dangerous equipment” as the theme and lets the group to decide different word related to the topic that their group would like to discuss in the centre box.
- The teacher/researcher asks the student to place four words that is unrelated to the topic in each four of the quadrants.

- The student have to complete the sentence stem; the word in the box is kind of like the item in the quadrant because
- c. Final Activity
- The teacher/researcher asks the students to continue to generate analogies until they run out of ideas
- d. **Instrument and Instructional Resource**
- Instrument : Kamus Inggris Indonesia written by John M. Echols and Hassan Shadily.
  - Resource Instructional : Synectic graphic organizer



## LESSON PLAN

### 1. Identity:

Theme : Post-Test

Sub-Theme : Vocabulary test

Skill : Vocabulary

Class : B

Duration : 1 x 30 minutes

### 2. Instructional Object:

The students will be able to match and complete the test.

### 3. Teaching Procedure:

#### a. Teacher's Presentation (10 minutes)

- The teacher asks the students to write down their name, class and address on the answer sheet.
- The teacher gives the students the test sheet.
- Teacher asks the students to do not look up the dictionary.
- The teacher asks the students to do their assignment.

#### b. Students' Activity (20 minutes)

- The students do their assignment individually based on the teacher's instruction.
- Each student receives three parts of test are translating, matching and completing.

### 4. Evaluation:

- The students' answer sheet will be corrected by using testing vocabulary.

**APPENDIX**  
**Research Instrument**

**A. Pretest/posttest**

**RESEARCH INSTRUMENT**



**“The Use of Synectic Strategy to Improve Students’ Vocabulary Mastery of the First Year of English Education Department of Tarbiyah and Teaching Science Faculty of Alauddin State Islamic University**

Name : ..... Reg.Number : ..... Address : ..... Phone : .....	<table border="1" style="width: 100%; height: 100%;"> <tr> <td style="text-align: center; font-weight: bold;">Score</td> </tr> <tr> <td style="height: 50px;"></td> </tr> </table>	Score	
Score			

**Directions:**

1. This research instrument (pre-test/posttest) is administered in order to find out student’s vocabulary skill performance of the first year of English Education Department of Tarbiyah and Teaching Science Faculty of Alauddin State Islamic University before the application of synectic strategy to improve the students’ vocabulary mastery.
2. This pre-test/posttest will not take any effect on your grading point at any courses you are taking in the semester.
3. Please answer this pre-test carefully and independently.
4. This pre-test will be administered for around 20 to 30 minutes.
5. During the test, you are not allowed to use dictionary.
6. Thank you very much for your participation.

**A. Choose the word which best completes the sentence**

1. I am ..... to inform you that your father died a few minutes ago.  
 a. Sorry                                      b. regret                                      c. apologize
2. I only paid \$3 for this shirt. It was a real .....  
 a. Sale    b. bargain                                      c. cheap
3. I always try to ..... something every month for my holidays.  
 a. Spend    b. save    c. spare
4. I don’t have a job. I am .....  
 a. Employed                                      b. employer                                      c. unemployed
5. My work’s is got worse and worse. Unless I ..... I’ll fail my exams.  
 a. improve                                      b. get well                                      c. increase
6. If you work for someone. Then you are .....  
 a. An employer                                      b. an employee                                      c. unemployed
7. I’m afraid there is no ..... of seeing the general manager today.

- a. Chance    b. wish    c. use
8. He's always telling me what to do. He's so. . . . .
- a. Cruel    b. bossy    c. helpful
9. She wants to get to the top before she is thirty. She's very. . . . .
- a. Intelligent    b. capable    c. ambitious
10. Jones always arrives on time. He is so. . . . .
- a. Punctual    b. diligent    c. ambitious

**II. Match each person with the place where she/he works.**

- |                |               |
|----------------|---------------|
| 1. Librarian   | a. salon      |
| 2. Teller      | b. circus     |
| 3. Baker       | c. drugstore  |
| 4. Waiter      | d. restaurant |
| 5. Artist      | e. embassy    |
| 6. Diplomat    | f. library    |
| 7. Hairdresser | g. studio     |
| 8. Clown       | h. hotel      |
| 9. Pharmacist  | i. bank       |
| 10. Bellboy    | j. bakery     |

**III. Match the jobs in the box with the words associated with each one.**

**Example: chalk, homework. Eraser, whiteboard                          TEACHER**

ACTOR	DOCTOR	POSTMAN	SECRETARY	PLUMBER
POLICEMAN	FIREMAN	WRITER	FARMER	CARPENTER

1. Make up, costume, script, props.
2. Computer, shorthand, telephone, filling cabinet.
3. Stethoscope, surgery, prescription
4. Sack, uniform, pillar-box, letters
5. Computer, manuscript, proofs, best seller.
6. Saw, plane, chisel, try square.
7. Hose, hydrant, ladder, extinguisher.
8. Barn, tractor, manure, plough.
9. Helmet, uniform, handcuff, truncheon.
10. Pipe, spanner, tap.

**B. Answer keys**

**Part I**

- |      |       |
|------|-------|
| 1. A | 6. B  |
| 2. B | 7. A  |
| 3. B | 8. B  |
| 4. C | 9. C  |
| 5. A | 10. A |

**Part II**

- |      |       |
|------|-------|
| 1. F | 6. E  |
| 2. I | 7. A  |
| 3. J | 8. B  |
| 4. D | 9. C  |
| 5. G | 10. H |

**Part III**

- |              |              |
|--------------|--------------|
| 1. ACTOR     | 6. CARPENTER |
| 2. SECRETARY | 7. FIREMAN   |
| 3. DOCTOR    | 8. FARMER    |
| 4. POSTMAN   | 9. POLICEMAN |
| 5. WRITER    | 10. PLUMBER  |

UNIVERSITAS ISLAM NEGERI  
**ALAUDDIN**  
M A K A S S A R