

**IMPROVING THE SECOND YEAR STUDENTS' SPEAKING ABILITY
THROUGH SENSATIONS AND FEELINGS TECHNIQUE OF SMAN 1
SUNGGUMINASA GOWA**

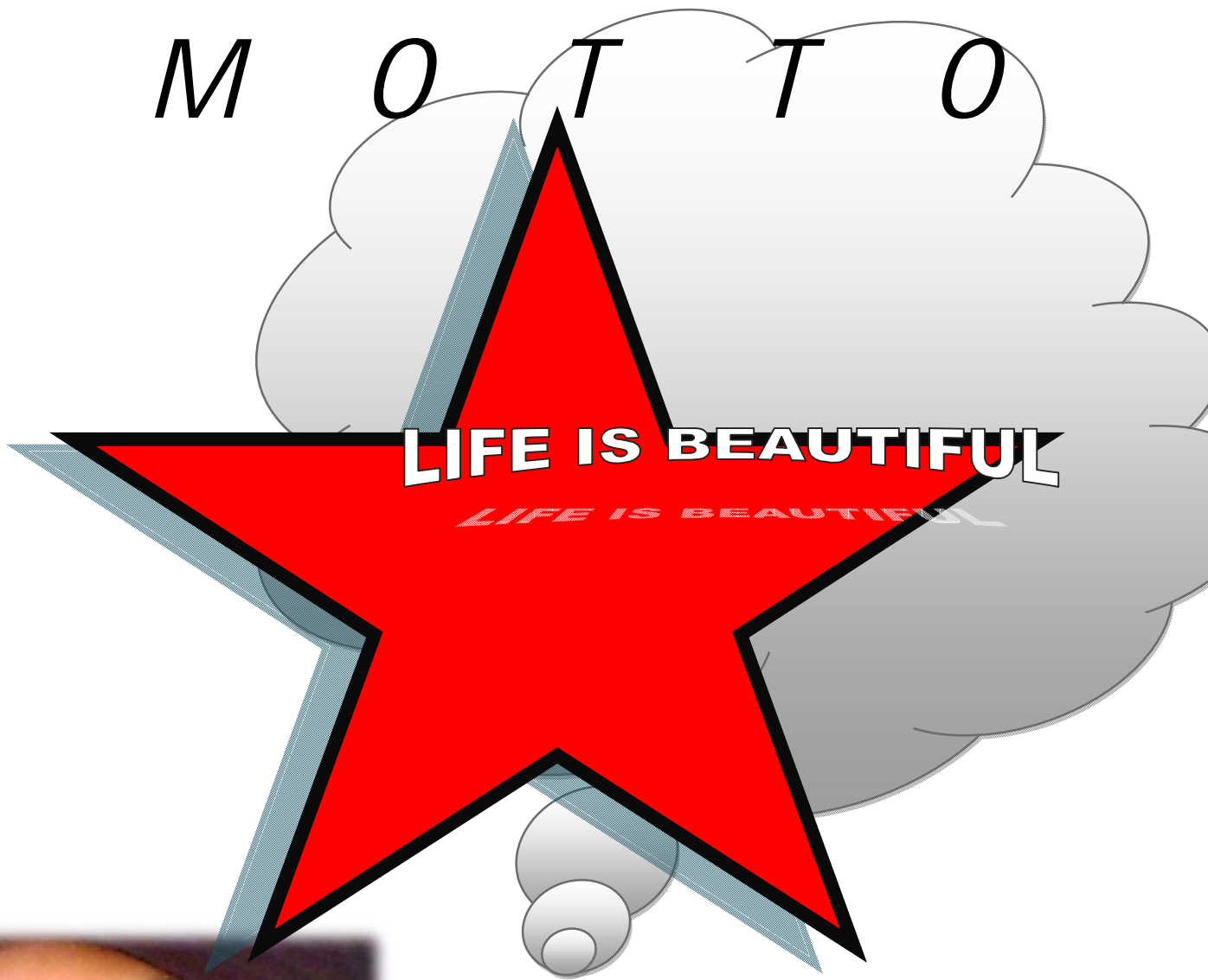


A Thesis

**Submitted in Partial Fulfillment of the Requirements for the Degree of
Sarjana Pendidikan (S.Pd.) in English Education Department of
Tarbiyah and Teaching Science Faculty of
UIN Alauddin Makassar**

**By:
NUR MAYANTI
Reg. Number: 20401106196**

**ENGLISH EDUCATION DEPARTMENT
TARBIYAH AND TEACHING SCIENCE FACULTY
ALAUDDIN STATE ISLAMIC UNIVERSITY OF ALAUDDIN
MAKASSAR
2010**



*I dedicated this thesis
to my beloved family
and my friends*

PERNYATAAN KEASLIAN SKRIPSI

Dengan senantiasa mengharapkan ridha Allah SWT., yang bertanda tangan di bawah ini menyatakan bahwa skripsi ini adalah benar-benar hasil karya penyusun sendiri. Jika dikemudian hari terbukti bahwa skripsi ini merupakan duplikat, tiruan atau dibuat oleh orang lain secara keseluruhan atau sebagian, maka skripsi dan gelar yang diperoleh karenanya batal demi hukum.

Makasar, 16 Juli 2010

Penulis,

NUR MAYANTI
NIM. 20401106196

ACKNOWLEDGMENT



Alhamdulillah Rabbil Alamin, the researcher would like to express her deepest gratitude to the Almighty Allah SWT, the only provider, the most merciful whose blessing give her guidance, inspiration and good health all the time to conduct the writing this thesis. Shalawat and Salam are delivered to our great prophet Muhammad SAW who has guided the human being from the worst to the piece.

During the writing of this thesis, the researcher received much assistance from a number of people, for their valuable guidance, correction, suggestion, advice and golden support. Without them, the writing of this thesis would never been possible completed. Therefore, the researcher would like to express the greatest thanks and appreciation for those people, they are:

1. The researcher's beloved parents, Mahmuddin and Nur Haedah (Alm), Raising and Suri Pati who always educate, support and pray for the researcher's successfull.
2. Prof. Dr. H. Azhar Arsyad, M.A., the Rector of Alauddin State Islamic University (UIN) Makassar.
3. Prof. Dr. H. Moh. Natsir Mahmud, M.A. as the Dean of Tarbiyah and Teaching Science Faculty of Alauddin State Islamic University (UIN) Makassar.
4. Dra. Djuwairiah Ahmad, M.Pd., M. TESOL and Dra. Kamsinah, M.Pd.I, the head and secretary of English education department of Tarbiyah and Teaching Science faculty of Alauddin State Islamic University (UIN) Makassar.
5. The most profound thanks go to the all lecturers of English Department and all staffs of Tarbiyah and Teaching Training Faculty, State Islamic University of Alauddin Makassar for their help, support, and guidance during the researcher's studies at State Islamic University of Alauddin Makassar especially for Drs. H. Abd. Muis Said, M. Ed. and Dra. Djuwairiah Ahmad, M.Pd., M.TESOL, the first and second consultant for their guidance and advice during this writing thesis.
6. The researcher's beloved family; grandparents, aunts, uncles, stepmother stepsisters and stepbrother; Ana, Fitri, Nurul and Amris, for their love and

suggestions and advise from her cousin; Irnawati, Muhammad Aswar, Muhammad Ashar, Nur Fadilah, Amrizal, Amrullah, Rismawati, Mira, Mona, Monik, Ilma, Apri, Firda, Wita, Hesti, Egi, Soni, Uli and Ika. All of family that could not be mentioned here. Thanks for help and motivation.

7. Thanks to CEC (CAMBRIDGE EDUCATION CENTRE) Kamrida Habe, S.Pd. I, Ufrah, S.Pd. I, Suharni, S.Pd. I and EDIT (ENGLISH DEVOTEE COMMUNITY) Hasanuddin, S.Pd. I, Ibrahim Manda, S.Pd. I and Kamrida Habe S.Pd. I.
8. The researcher's beloved friends in "*JUST SPEAK IT UP*" team; Abu Nawas, S.Pd, Uhma, S.Pd, Suardi, S.Pd, Husni, St. Herlina, Julianti S.Pd, Ummul Muapiah S.Pd, Yuli Susanti, Sahriati, Yohana, Asni, Abdi, Fatih, Jusman, Adi, Irhas Najrin, and also for the researcher's beloved friends in English Literature Departement.
9. Thanks for the headmaster, all of the teachers especially Hj. Salma Salam, the staffs and also the second year students at SMAN 1 of Sungguminasa Gowa who had been actively participated to be the respondents of this research.
10. The researcher's friends, classmates in SMAN 1 Bontosikuyu Kab. Kepulauan Selayar, KKN Teppo Crew and English Department PBI 9&10 (EIGO NINETEN/LOVAMATES INVICTUS SPIRIT) (the 2006 generation), best friends in Faried Bainta, S.T, Husni, Suardi, Abdi, St. Herlina, Mutahharah, Gusniar S. Pd, Sayyidina Ali, Irhas Najrin, Suharni, Sahriati, Musdalifa, Irfan, Suleha, Rusni, Ela Laela, Putriani, Puteri L, Raslia, Ani, Aminah, Raodah, Ibnu Ariyanti, Sa'diah, Mardiah, Bia Nurul, Wardah Raodah, Nur Ihsan, Muhajir, Hj. St. Hindong (Mallengkeri dormitory), Faried Bainta, S.T, Ika Annisa, SPd. I, Taufik Hidayat, S.Pd. I, Anwar Taufik, S.Pd. I, Zaenal, Sudi, SS, Nur Hayati, S.Pd, Tia, Iqbal, Sahrul, Ana, Dewi, S.Pd, Rahman, Ssi, H. Amir (Mamoa Dormitory), Ani (Mamoa dormitory) Husni, Gunawan, Fifi, Firda, Lisa, Ida, Mida, Kusman, Ridwan, Fahmi, Fadlan, Ria, Fadli, Nita, Sahid S.Pd, Sukirman S.Pd, Ema Rahmawati, Nini, Sukma, Akbar, Agustina, headmaster and all of the

teachers, the third year of IPA, Faried Bainta, Nur Laela, Diana, Misna, Tina, Aslianti, Murti, Putera, Sadri Jovan, Hardianto. Norma Niken, Tati, Mr. Hamran, Mrs. Yenni Sumarni, Izmy, Fitri, Lela Luna, Nirmala Rusmin, SPd, Muri, Ridayanti, SPd, Asbar, Shabrun Jamil, Arfan and all friends could not be mentioned here. Thanks for friendship, help, suggestion and motivation.

The researcher realizes that, this writing thesis is still the simplest one. Remaining errors are the researcher's own, therefore, constructive criticism and suggestions will be highly appreciated. Finally, willingly the researcher prays may all our efforts are blessed by Allah SWT. Amin.

Makassar, 16 Juli 2010

The Writer

TABLE OF CONTENTS

	Page
COVER PAGE	i
MOTTO.....	ii
PERNYATAAN KEASLIAN SKRIPSI.....	iii
PERSETUJUAN PEMBIMBING	iv
PENGESAHAN SKRIPSI	v
ACKNOWLEDGMENT.....	vi
TABLE OF CONTENTS	ix
LIST OF TABLES	xi
LIST OF APPENDICES	xii
ABSTRACT	xiii
 CHAPTER I. INTRODUCTION	
A. Background	1
B. Problem Statement	2
C. The Objective of the Research	2
D. The Significance of the Research	2
E. The Scope of the Research	3
F. The Operational definition of terms	3
 CHAPTER II. REVIEW OF RELATED LITERATURE	
A. Some Previous Related Findings	5
B. Some Pertinent Ideas	11
1. The Concept of Speaking	11
a. Definition of Speaking	12
b. Elements of Speaking	15
c. Types of Classroom Speaking Performance	22
d. Characteristics of Successful Speaking Activity.....	23
e. Main Factors in Assessing Speaking Ability	25
2. The Concept of Sensations and Feelings Technique	26
a. Definition of Sensations and Feelings Technique ...	26
b. Procedures of Sensations and Feelings Technique.....	28
c. Example of Sensations and Feelings Technique.....	30
 CHAPTER III. RESEARCH METHOD	
A. The Method of the Research	31
B. Population and Sample	31
C. The Instrument of the Research	32
D. Procedures of Collecting Data	32
E. Techniques of Data Analysis	34

CHAPTER IV.	FINDINGS AND DISCUSSIONS	
	A. Findings	39
	B. Discussions	45
CHAPTER V.	CONCLUSION AND SUGGESTIONS	
	A. Conclusion	49
	B. Suggestions	49
BIBLIOGRAPHY		
APPENDICES		
CURRICULUM VITAE		

LIST OF TABLES

TABLE 1. The Students' Pre Test Score in Accent.....	39
TABLE 2. The Students' Pre Test Score in Grammar	40
TABLE 3. The Students' Pre Test Score in Vocabulary	40
TABLE 4. The Students' Pre Test Score in Fluency	41
TABLE 5. The Students' Pre Test Score in Comprehension.....	41
TABLE 6. The Students' Post Test Score in Accent.....	42
TABLE 7. The Students' Post Test Score in Grammar	42
TABLE 8. The Students' Post Test Score in Vocabulary	43
TABLE 9. The Students' Post Test Score in Fluency	43
TABLE 10. The Students' Pre Test Score in Comprehension.....	44
TABLE 11. The Students' Total Mean Score of Pre Test and Post Test.....	44

LIST OF APPENDICES

APPENDIX A. Instrument.....	54
APPENDIX B. Lesson Plan.....	62
APPENDIX C. The Result of Students' Pre Test.....	64
APPENDIX D. The Result of Students' Post Test.. ..	66
APPENDIX E. The Students' Speaking Ability.....	69
APPENDIX F. Distribution of "t"Instrument.....	71

ABSTRACT

Researcher : Nur Mayanti
Reg. Number : 20401106196
Title : Improving the Second Year Students' Speaking Ability through Sensations and Feelings Technique of SMAN 1 Sungguminasa Gowa
Consultant I : Drs. H. Abd. Muis Said, M.Ed.
Consultant II : Dra. Djuwairiah Ahmad, M. Pd., M. TESOL

This research was aimed to provide information about using Sensations and Feelings Technique to the second year students of SMAN 1 Sungguminasa Gowa. The problem statement was: “To what extent did the use of Sensations and Feelings Technique improve the second year students’ Speaking Ability of SMAN 1 Sungguminasa Gowa?”

The objective of the research was finding out whether or not the use of Sensations and Feelings Technique improve the second year students' speaking ability of SMAN 1 Sungguminasa Gowa. The researcher applied experimental method. The population of the research was the second year students of SMAN 1 Sungguminasa Gowa which consisted of 364 students. The researcher used purposive sampling technique which took the second year students as the sample namely 36 students. The researcher distributed speaking test in pre test and post test as a research instrument.

The result of the research showed that, the second year students had fair score in pre test. After treatment, their speaking aspect significantly improved. The data was analyzed by using t-test showed that the value of t-test which was higher than the value of t-table ($25.30 > 1.70$). It could be said that Sensations and Feelings Technique could improve the second year students' speaking ability of SMAN 1 Sungguminasa Gowa.

CHAPTER I

INTRODUCTION

This chapter begins with the background of the research which is followed by problem statement, the objective of the research, the significance of the research, the scope of the research and the operational definition of terms.

A. Background

English language as a foreign language has four skills, they are speaking, listening, writing and reading. The students have been taught about English especially speaking, listening, writing and reading. Special for learning about listening, writing and reading, they should not be worried because there are many media, facilities and the teachers have many great methods to teach them. The most difficult skill in learning English is speaking. Speaking is an “activity requiring the integration of many subsystems. This is one reason why many of us are shocked and disappointed when we use our second or foreign language for the first time in real interaction: we have not been prepared for spontaneous communication and could not cope with all of its simultaneous demands. All these factors combine to make speaking as a second or foreign language a formidable task for language learner yet for many people, speaking is seen as the central skill” (Bailey & Savage in Lazaraton, 2001:103).

Many students feel difficult to express their feeling although they have felt hot, sick, afraid, tired, angry, happy and lonely. The problem is caused by psychological factor and lack of teachers’ opportunity to apply some methods to teach them. Realizing that, speaking is not easy to be learnt, the teachers have to

be more creative in teaching the lesson by applying some techniques that can help the the students in learning process.

Based on statement above, the researcher introduced a technique that can be used to increase their ability and can help the students to understand more in learning English Speaking, namely Sensations and Feelings Technique. Sensations and Feelings Technique will be helpful to the students to express their sensation and feeling. The students are asked to remember situations where they experienced certain physical sensations or emotions (Matreyek, 1983).

B. Problem Statement

Based on the previous background, the researcher formulated a research question as follow: To what extent does the use of Sensations and Feelings Technique improve the second year syudents' speaking ability of SMAN 1 Sungguminasa Gowa?

C. Objective of the Research

The objective of the research is finding out wether or not the use of Sensations and Feelings Technique improve the second year students' speaking ability of SMAN 1 Sungguminasa Gowa.

D. The Significance of the Research

The result of the research was expected to be useful information for English teachers especially in teaching speaking about the use of Sensations and Feelings Technique to increase their knowledge. It was hoped that it could gives a meaningful contribution to the students to improve their speaking ability.

E. The Scope of the Research

This research is limited to the teaching English at the second year students of SMAN 1 Sungguminasa Gowa. The researcher focused on the effectiveness of using Sensations and Feelings Technique especially in speaking class.

F. The Operational Definition of Terms

This section, the researcher would like to give the operational definition of some terms:

1. Speaking

Speaking is commonly performed in face to face interaction and occurs as part of a dialogue or other form of verbal exchange (Widdowson, 1983: 58). Based on the definition above, the researcher concluded that, speaking is a skill to do interaction by expressing our mind, idea, opinion for all of cases and matters in our surrounding through our sound system in our society solidarity to show our mutual understanding with each other.

2. Ability

Hornby (2006: 2) defined ability is a level or skill intelligence. By seeing Hornby's definition, the researcher concludes that ability is a mental capacity to express our mind in doing something.

3. Sensations and Feelings Technique

Sensation is a general feeling or impression that is difficult to be explained; an experience or a memory (Hornby, 2006: 1330). The definitions of feeling are:

- a. [C] something felt through the mind or the senses.
- b. [sing] belief; vague idea: *a-that something awful is going to happen*

- c. [U, C] attitude or an opinion.
- d. Somebody's emotions rather than thoughts.
- e. [U] sympathy or sensitivity.
- f. [U] ability to feel physically bad/ill feeling anger between people, esp after an argument (Hornby, 2003: 157).

The definitions of feeling are:

- a. 1) [c] ~ (of sth) a thing that is felt through the mind or the senses. 2) [sing] ~ (of sth / that...) an idea or a belief that is difficult to be defined and not based entirely on reason. 3) [sing] an attitude; an opinion.
- b. feelings [pl] a person's emotions rather than her or his mind.
- c. ~ for sb/sth [U, sing] sensitive understanding; appreciation.
- d [U] strong emotion, esp anger, resentment (RESENT). etc. [C] an example of this: *strong feelings*.
- e. [U] the ability to feel (Hornby, 1995: 427).

Technique is a way of doing something (Hornby, 2003: 443). Technique illustrates that, the more practice the more we know about something. By seeing the definition, the researcher concluded that, technique is the first step for beginning a more better creativity without wasting time.

Special for this writing thesis, Sensations and Feelings Technique is not separable item because in treatment there was sensations and feelings card that the questions in the card included them.. It is a technique to be applied in expressing the students' mind (Matreyek, 1983). Sensations and Feelings Technique is a step to get the students to recall what they have undergone in their life, that they can express their feeling and sensation in recent.

CHAPTER II

REVIEW OF RELATED LITERATURE

This chapter begins with some previous related findings and some pertinent ideas than it is followed by the concepts of speaking and the concepts of Sensations and Feelings Technique.

A. Some Previous Related Findings

Many researchers have done studies on speaking technique and its contribution on English teaching. Their findings are as the following:

1. Akriani (2004) in her research “*Developing the Speaking Performance through Cooperative Learning*” concluded that, the use of Students Team Achievement Division (STAD) as one of the methods in cooperative learning could significantly develop the students’ speaking performance in terms of speaking accuracy dealing with intelligible pronunciation, correct grammar and appropriate word choice. Moreover, she also found that, the third semester students of English Department FBS UNM 2003/2004 academic year had positive attitudes toward the use of STAD method, as shown in the result of questionnaire in which students shared equal percentage of positive category (50% strongly positive, 50% positive).
2. Ariyani (2000) who conducted a research in SD Inpres Mallengkeri concluded that, the students relaxed and enjoyed to speak through various activities (games).
3. Byrne (1987: 10) stated that, oral communication is two ways process between the speaker and the listener involves the productive skill as speaking and

receptive skill as listening. Therefore, both the speaker and the listener are active during the oral communication takes place.

4. Cameron in Bachtiar (2006) gave description of manifest anxiety in chronic anxiety reaction; inquire about feelings of apprehension like fears, worries, nervousness, tension, they also illicit subjective reports concerning reflecting heighten automatic nervous system activity like sweating, heart pounding, blushing, nausea. This feeling makes the speaker sometimes think that the audience can hear the thump and see the trembling in their bodies.
5. Chastain in Bachtiar (2006) stated that, speaking is a productive skill. As such, its development is undertaken after the receptive skill of listening comprehension, and perhaps of reading and is always somewhat behind that of receptive skill. How far the productive skill language behind the receptive depends upon the students, how far they have advanced in their language learning and linguistics complexity of the material. In addition, he stated that more effort is required on the part of the students, and more concern for sequential arrangement of activities is required on the apart of the teachers. The entire process covers a greater period of time to develop than does listening comprehension and is more taxing on the students' energies.
6. Dewi (2002) reported that, use of the pictures stories is effective in improving the speaking ability of the third year students of SMP Negeri 2 Labakkang.
7. Hamid (2000) concluded that, using small group discussion in speaking class enhance the students' speaking classroom interaction. The students have positive attitude toward small group discussion because they have simple

opportunities to speak, they are not awkward, ashamed and afraid of speaking and also because they have self confidence in speaking.

8. Hanik (2002) in her research on improving the speaking ability of the third year students of SLTP Mandar by using conversation question. She concluded that conversation question can improve the speaking ability of the third year students of SLTP 2 Mandar.
9. Harmer in Insany (2006) stated that, when low students are engaged in talking to each other, he could be fairly sure that they are doing so far a reason probably make the following generalizations:
 - a. They want to speak: in general way, want to suggest that they make definite decision address someone. Speaking may be forced on them in some ways but he can still say that they want or intend to speak, otherwise they keep silent.
 - b. They have some communicate purposes: they say things because they want something to happen as a result of what they say.
 - c. They select their language store: that they have an infinitive capacity to create new sentences if they are native speakers.
10. Hasni (2005) concluded that, anxiety-free classroom climate is very important in supporting speaking performance.
11. H Sin in Insany (2006) assumed that, when teachers tell a story to the students in learning and teaching process in the classroom, it is reality of speaking. In this matter, he focused in what Speaking is a means oral communication that telling information, sharing ideas, how to express ideas and feelings to the

others. It is the most essential way in which the speaker can express himself through a language.

12. Irmawati (2000) indicated in her research "*Students' Anxiety in Speaking Performance*" that the first semester students of English Department FBS UNM 2000/2001 academic year could not express themselves in complex ideas due to anxiety. This emerged during large-scale activities such as those held in front of the classroom, meeting clubs or language laboratory. Still in the research, she found that this obstacle was addressed to the lack of grammar, pronunciation and vocabulary mastery. However, the students were secure enough to speak in small groups.
13. Jaya in Bachtiar (2006) conducted a research in the third semester students of FBS UNM in 1998/1999 academic year concluded that, there were many factors which affected self confidence of the students in speaking English in the classroom such as motivation, shyness, fear and anxiety.
14. John Irwin in Bachtiar (2006) stated that, speaking is what people say, how to say it and where the speaker and the listener were, they express what they are feeling at the moment and the listener kept listening and attempted to understand in order to be able to give responses.
15. Karim (1995) in his research on *Stimulating Students to Speak English through Problem Solving Activities in the Classroom Interaction* wrote: "If the teachers used interesting materials and varied techniques, the students would be encouraged to learn in the classroom.
16. Khaerat (2003:31) concluded that, using couple work activities can improve the students speaking ability and suggested that use of couple work activities as one

way in teaching speaking skill and find out the result of the use of couple work activities in other English skills.

17. Lallo (2001) reported that, using stick figure in teaching speaking motivated the students to study. In other words, it made them participated, actively enthusiastically and expressed their ideas freely.
18. Lee Teasol in Annisa (2005) stated that, speaking is the language which is expressed from mouth and when the students or language users use it in conversation activities, it is reality of speaking.
19. Li in Insany (2006) reported that, condition of South Korea students in learning English, they study with the scarcity of relevant authentic materials, lack of students' prerequisite skills, continued use of traditional examinations and the absence of new forms of assessment to match CLT priorities.
20. Muttaqin (1992) in his research on *Activating Students in Speaking English through Pair Test* found some factors that have influence for the students in speaking English. Two of them are: "a. Psychological factors that are most of the students are usually ashamed, awkward and afraid of speaking English to the other people and b. Lack of practice that the students are difficult to find out the situation in which they can practice their English more frequently".
21. Prince in Bachtiar (2006) stated that, speaking is a means of oral communication in expressing ideas, information and feeling to the others. It is the most essential way in which the speaker can express himself through a language.
22. Nurjannah (2004) in her research "*Improving Oral Communication Skill of the Second Year Students of SMA Negeri 1 Sinjai through Peer Interview*" came to

a conclusion that, the oral communication skill of the second year students of SMA Negeri 1 Sinjai 2004/2005 academic year could be improved through peer interview. With the use of a seven-grade rating scale from poor to excellent, it is found that the percentage of students who managed to get to “acceptable” level in post-test increased significantly to 73.33% as compared to 40.00% in pre-test.

23. Rahman (1995) in his research of the students’ interest in studying speaking through oral communicative activities concluded that, simulation, role play, discussion, and communicative games give better contributing to the high involvement of the students in learning in general and in speaking in particular which at same engage the students’ interest.
24. Rasyidah (1995) in her research “Group Work in Teaching Speaking” concluded that all types of communicative activities activate the students to speak English.
25. Rosmawar (1999) in her research on developing speaking skill though pair activities. She concluded that, using pair activities in teaching English in a language classroom can develop the students’ speaking skill.
26. Salasiah (1999) in her research concluded that, the authentic materials attract the students’ attention in learning speaking because they create varieties and create more relaxed situation.
27. Sulastri in Gusniar (2010) conducted a research on the influence of personality factors in improving the students’ speaking ability (a case study at the fifth semester students English departement UMI). She found that, the personality factors give positive influence in speaking skill.

28. Tajuddin (1997) reported that, the students of SLTP Negeri 1 Labakkang Pangkep used asking and answering simple question to develop their speaking ability.
29. Widdowson in Bachtiar (2006) stated that, an act of communication through speaking is commonly performed in face interaction and occur as part of a dialogue or rather form of verbal exchange, what is said, therefore, depends on understanding of what matter had been said in the interaction. In this further discussion, Widdowson proposed the word of “speaking“ for the manifestation of language as usage to the realization as “talking”. Act of speaking involved not only the production of sound but also the use of gesture, the moment of muscle of face and indeed of whole body.

Based on some related findings above, the researcher in present, assumes that Sensations and Feelings Technique can improve the second year students' speaking ability of SMAN 1 Sungguminasa Gowa.

B. Some Pertinent Ideas

1. The Concept of Speaking

Brown and Yule in Armawana (2004) another basic distinction the speaker can makes when considering the development of speaking skills is between monologue and dialogue. The ability to give an interrupted oral presentation is quite distinct from interacting with one or more. Other speaker for transactional and interactional purposes. While all native speakers can and do use language interactionally, not all native speakers have the ability to extemporize on a given subject to a group of listeners. This is a skill, which generally has to be learnt and practiced. Brown and Yule suggested that most

language teaching is concerned with developing skills in short, interactional exchanges in which the learner is only required to make or two utterances at a time.

The interactional nature of spoken language was examined by Bygate in Lazaraton (2001), he distinguished between motor-perceptive skills, which were concerned with correctly using the sounds and structures of the language and interactional skills, which involved using motor-perceptive skills for the purpose of communication. Motor perceptive skills are developed in the language classroom through activities such as model dialogues, pattern practice and oral drills and so on. Until relatively, it was assumed that mastery of motor-perceptive skills was all that were needed in order to communicate successfully.

a. The Definitions of Speaking

Many researchers have reported to expose identification of the students' speaking ability in learning process more successful, some of their findings were as follows :

- 1) Burns in Bachtiar (2006) speaking is a means of oral communication in expressing ideas, information and feeling to the others. It is the most essential way in which the speaker can express himself through a language. Learning to speak involves developing a number of complex skill and different types of knowledge about when and how to communicate. In the other words, speaking is used to communicate to the others.

- 2) Fhitriah (2006:6) stated that, speaking is a way to bring message from one person to the other in order to interact with them communication will not be running well without speaking.
- 3) Widdowson in Bachtiar (2006) stated that, an act of communication through speaking is commonly performed in face interaction and occur as part of a dialogue or rather form of verbal exchange, what is said, therefore, depends on understanding of what matter has been said in the interaction. In this further discussion, Widdowson proposed the word of “speaking“ for the manifestation of language as usage to the realization as “talking”. Act of speaking involves not only the production of sound but also the use of gesture, the movement of muscle of face and indeed of whole body.
- 4) Widdowson (1983: 58) stated that, speaking is commonly performed in face to face interaction and occurs as part of a dialogue or other form of verbal exchange.
- 5) Rahman (1995) stated that, speaking is a means of oral communication involving two elements, namely the speaker who gives the messages and the listener who receives the messages in other words the oral communication involves the productive skill of speaking and the receptive skill of listening. While Teasol in Yahya (2001) asserted that oral skill is language expressed from mouth. He continues that when the students or language users use language, in conversation activities, it is reality of oral skills.

- 6) Speaking is a way to bring message from one person to the others in order to interact with them. Communication will not be running well without speaking. Speaking in term of usage is oral communication through which people express ideas or information to the other people as partner of a conversation. It means that, the speaker can speak and express his/her ideas through language. Widdowson in Bachtiar (2006) described that, language users use their knowledge of linguistic role for effective communication to demonstrate his/her ability as one aspect of their performance. We can see the successful of communication when mutual understanding between speaker and listener in exchanging ideas works as their wishes.
- 7) Mariah (2006) stated that, speaking skill is known as an oral skill that plays essential role in human interaction and communication. When people communicate, they express their idea, mind, and feeling to the others.
- 8) Speaking is the most difficult skill to other in learning English as a foreign language because it must be supported by some factors influencing speaking ability for example: Pronunciation, functional, grammar, vocabulary and self confidence. Chastain in Bachtiar (2006) stated that, learning to speak is obviously more difficult than learning to understand the spoken language. To pose this skill, the students should be given sample opportunities to practice the skill freely and spontaneously and also the teacher should introduce the communicative competence.

Communication with language is carrying out through two basic human activities namely speaking and listening. In speaking, the speaker puts their ideas or feelings into words to make other people understand and it is hoped that they give us feedback. They are integral part of language, it means that when the speaker study language, the speaker also think of how people speak and understand each other.

Relating with statement before, speaking is a way of conveying message from one person to the others in order to interact with him. It is the most essential way in which the speaker can express himself through language. In speaking class, the students are expected to contribute ideas, information, opinion, and feeling to the others. The more practice to talk is more facilitate the students to make a good in speaking.

b. Elements of Speaking

Brown and Yule in Fhitria (2006) suggested that in contrast with the teaching of written language, teaching the spoken language much confronts with the following types of questions:

- 1) What is the appropriate form of spoken language to teach?
- 2) From the point of view of pronunciation, what is the reasonable model?
- 3) How important is the pronunciation?
- 4) If, so why?
- 5) The point of structures, is it right to teach the same structures to all foreign language students, no matter what their age is or their intention?

Speaking has some elements, they are:

- 1) Pronunciation

Speaking in Indonesia is often difficult to be understood. Perhaps too much attention has been given to proper pronunciation. Many students will not be able to make all the sounds, especially at first and constant correction may discourage them. In addition, perfect pronunciation of all sounds is not necessary in order to communicate. It is quite common to communicate well with someone who has a noticeable accent. The goal should, realistically, be the ability to talk successfully with a native, not to have a native accent. When the teachers teach English, they need to be sure that the students can be understood when they speak. They need to be able to say what they want to say. This means that the students' pronunciation should be at least adequate for that purpose.

Their listening and speaking are still poor to communicate. Not only their poor vocabulary because of trouble, but also inability to recognize the phonemes. Concerning this matter, Wilga M River in Armawana (2004) stated that, the students have all had the experience, when listening to a foreigner speaking, their language of having great difficulty understanding what they are trying to say, not because if their lack of knowledge of vocabulary and language structure but because the production sound is seemed peculiar and the voice rose and fell in unexpected places. Based on this experience the researcher acknowledge that the most important thing in oral communications is pronunciation.

According to the pronunciation teaching of English, the students should be acquainted with the sounds and should be recognized them

when they hear them. According to Seidhofer in Carter (2001), pronunciation plays a central role in both the speaker personal and their social lives: as individuals, the speakers project their identity through the way they speak, and also indicate their membership of particular communities. At the same time, and sometimes also in conflict with this identity function, their pronunciation is responsible for intelligibility: whether or not they can convey their meaning. In fact, the students are confronted with the problem of recognizing the English sounds, especially these which are quite different from their language before they can learn to produce them freely and properly.

2) Accuracy

Based on the Webster dictionary in Armawana (2004) accuracy is the quality of being accurate, while in Oxford dictionary in Khaerat (2003) accuracy is degree of being correct, so the accuracy in speaking ability is the quality of being accurate in speaking. English ability in this matter is divided into two things. They are grammar (structure) and vocabulary.

a) Grammar

To learn a language, proper knowledge of grammar is necessary. One feels encouraged if a sentence, verbal or written, is framed in a correct manner. This will also help in proper communication without any misunderstanding, which may arise due to grammatical errors or incorrect punctuation. Start communicating with small and simple

sentences and after gaining confidence, shifting to complex sentences is easier.

Based on the Webster dictionary in Armawana (2004) grammar is being of rules for the use of the words. In speaking skill, grammar always to be handicaps in performs pure speaking. It causes by the speaker sometimes feels afraid to make mistake of grammar in perform speaking while the arrangement of words in a sentence is not the same in difficult language, they are not even the same in sentences patterns.

Chastain in Bachtiar (2006) stated that, at various times grammar has been almost an unmentionable in second language education. Few students wanted to talk about it; some pretended it didn't exist. The difficulties associated with teaching grammar will not disappear by ignoring the problem, since grammar is inherent in the language skill being learnt.

Simon and Scuster in Bachtiar (2006) defined grammar as in the following:

- (1)The study of language which deals with the forms and the structure of words (morphology) and with their customary arrangement in phrase and sentence (syntax).
- (2)The system of word structures and word arrangements of a given language at a given time.
- (3)A system rules for speaking and writing a given language.
- (4)A book containing such rules.

Mariah (2006) grammar is the sets of rules that related ordered sound sequences to meanings. In the broadest terms, it can be characterized grammar that must be known beyond individual word meanings in order to interpret a sentence. Students need grammar in order to communicate underlying proposition compactly and efficiently.

As for the use of grammar signal, students should learn it by acquiring a set of habits and not merely by recording examples of usage. It has been stated that sentences patterns, students should be trained to acquire the habit of producing it automatically. This is the best one through oral pattern practice. For instance, the students imitate the teachers in producing a certain pattern as “he is a lecture in such a way that they can produce it with relatives’ matter. Such a practice involves intonation, stress as well as phonemes in this matter the teachers must be a good model.

b) Vocabulary

Based on the Webster dictionary in Armawana (2004), vocabulary is all words used by person or group and several definitions of the words have given different writers, such as Charles F. Hokket in Armawana (2004). Obviously, vocabulary is learnt by means of receptive skills. Productive skills are not efficient means of learning words, but they are beneficial for practicing in using them to point out at which they are readily available in the students’ active vocabulary.

One of the special handicaps in speaking perfectly is caused by the lack of vocabulary. The students are sometimes fail to compose that they are going to say, because of their limited vocabulary. They face to following difficulties in building up vocabulary. According to Yasin (1997:15) stated that, “vocabulary is the most important thing to be mastered for those who want to be skillful is speaking. Whatever they think, say or listen, write and those words or sentences, they are produced base on the vocabulary.”

Furthermore, Berlin in Yasin (1997:15) also said, “vocabulary is one of the significant components of learning. Vocabulary building is very important in any foreign language learning, not only because it has a close relationship with intellectual maturity of learners but also because the fact that it can improve the four language skills of the students, without grammar, very little can be conveyed, but without vocabulary, nothing can be conveyed.”

Learning English, Indonesia’s students tend to transfer their vocabulary habits to the foreign language. They will transfer meaning, forms and distributions of the lexical units Indonesian Language. One of the special handicaps in speaking is caused by the lack of vocabulary.

To make a communication going along smoothly, such as in discussion, students must know the English words to produce sentences those are going to be arranged into good sentences. In learning English, vocabularies should be central of interest for both

students and teachers. It is the first language elements that should be taken into consideration by the teachers of English.

3) Fluency

Based on the Webster dictionary in Armawana (2004), fluency is ready and expressive in the use of language. In speaking ability, fluency always to be a problem. It causes by some factors, some examples : self confidence, motivation, vocabulary, interest and grammar.

Billows in Armawana (2004) stated that, to speak language with confidence the students must have the opportunity of hearing in spoken correctly and fluently in a significant way, so that they can more rapidly more in the language without reflection on the individual words on their position in the sentence.

Byrne (1987) stated that, the main goal in teaching the produce skill of speaking will be oral fluency. This can be defined as the ability to express oneself intelligibly reasonably accurately and without to much hesitation (otherwise communication may break down because the listener loses interest or gets impatient).

To attain this goal, you will have to bring the students from the stage where they are mainly imitating a model of some kind, or responding to cues, to the point where they can use language freely to express their own ideas (note, however, that these two processes should be going on all the time, side by side, although the proportion of controlled speech to free speech will change as the course progress. You

will therefore need to give the students two complementary levels of training:

- a) Practice in the manipulating of the fixed elements of the language phonological and grammatical patterns, together with vocabulary.
- b) Opportunities for the expression of personal meaning.

4) Contents

Nunan in Armawana (2004) stated that, oral communication is two ways process between speaker and listener and involves the productive skill of speaking and the receptive skill understanding (listening with understanding). It is important to remember that receptive skill not only passive : both in listening and reading, language users are actively involved in the process of interpreting and negotiating meanings.

Both speaker and listener have a positive function to perform in simple terms the speaker has encode the message he wish to convey in appropriate language, while the listener has decode (interpret) the message. So, content in speaking ability is the ability to interpret and convey the message in appropriate language.

c. Types of Classroom Speaking Performance

Baird in Insany (2006) divided that oral communication consists of five general types:

- 1) Intra personal communication, in which individual communicates with himself or herself usually by thinking but occasionally aloud
- 2) Interpersonal communication, in which two individuates communicate with each other face to face.

- 3) Group communication, in which several students meet face to face discuss whatever matter, may be hard and in which those students share the source and receive ideas.
- 4) Indrawati in Insany (2006) public communication, in which one speaker presents a message to a group of receivers in a face-to-face setting. While the receiver occasionally may adopt the source role, generally the speaker does most of the talking.

In speaking class, the students are expected to express the ideas, information and feelings to the other. Practicing use of the language is very important in order to develop the students' ability in speaking. The students will not be able to speak fluently if they do not practice the language in good, correct and accurate manner.

d. Characteristics of a Successful Speaking Activity

Speaking skill which is also known as oral skill, it is very important in human interaction when people communicate with each other. There are two basics that can carry out human activities in communication with language, namely speaking and listening. In speaking the people put their ideas into words for other people or group so that they can understand what they say and hope people or group can give them feedback. So, in oral communication, there are two ways of process between speaker and listener, they are the productive skill of speaking and the receptive skill of understanding.

Penny Ur in Armawana (2004) stated that, the students who know a language are referred to as "speakers" of language, as if speaking includes all

other kinds of knowing and may if not most foreign language students are prima in learning to speech. He gave some characteristics when the speaking activity can be said have been successful. They are as follows:

- 1) The students talk a lot. The students should get as much as possible chance to speak. But, unfortunately, it is most usually time is taken up with the teachers talk or pause.
- 2) Participation is event. All students should get some chance to speak and give contributions; classroom discussion is not dominated by a minority of talkative participants.
- 3) Motivation is high. The students are full of desire to speak; because they are interested in the topic and have something new to say about it.
- 4) Language is of an acceptable level. The students express themselves in utterances that are relevant, easily comprehensible to each other and of acceptable level of language accuracy.

Clark and Clak in Insany (2006) said that, when the students study language they also think of how people speak and understanding each other. Speaking skill which is also known as oral skill plays a very important role in human interaction when people communicate their ideas to the other. Speaking is required to communicate idea, opinion and comments to make contact with other people in conversational situation. Almost of us learn speak and fact speaking is so much apart of daily life. However to speak involves developing a number of complex skills and different types of knowledge about how and when to communicate.

Speaking in the classroom has two functions: one is to learn the language; the other is to use it as people do in real life. The two functions often overlap: speaking to learn can lead to speaking to communicate, and this in turn consolidates learning. But the precondition for communication is learning, so that pupils are in a position to accomplish the last three steps of the planning and execution process.

e. Main Factors in Assessing Speaking Ability

The following are the main factors that need to be considered in assessing speaking ability (Crystal in Fhitria, 2006), namely:

- 1) Fluency; that is highly complex relate mainly to smoothness of continuity in discourse. It thus includes a consideration of how sentences are connected, how sentence patterns vary in word order and unit elements of structure, and also certain aspects of the prosody of discourse.
- 2) Intelligibility (comprehensibility) essentially depend on the recognizably of the words and sentence patterns of speech (therefore involves us in considering the phonetic character of conversational English, particularly from the point of view of it's segmental (vowel and consonant) system.
- 3) Appropriateness refers to the suitability of language to situation. It is also about the way in which informality is expressed by choice of vocabulary, idiom and syntax.

Widdowson in Armawana (2004) described that, usage as one aspect of performance in which language which language users demonstrates his ability to use his knowledge of linguistics rules for effective communication

for transferring ideas or information to the others. It is the most essential way for the speaker to express himself through the language.

An act of communication through speaking is commonly performed in the face to face action and happens as a part of dialogue or form of verbal exchange the act of speaking involves not only the production of sound but also the use of gesture the movement of the muscles of face, and indeed of the whole body.

Chastain in Bachtiar (2006) stated that, learning to speak is obviously more difficult than learning to understand the spoken language. Although it is difficult but it can be achieved by doing much practice in real situation. In speaking class the students are hoped to express idea, information and feeling to the others. Practicing use the language is very important in order to develop the students' ability in speaking. The students will not be able to speak fluently if they do not practice the language in good, correct and accurate language.

2. The Concept of Sensations and Feelings Technique

a. Definition of Sensations and Feelings Technique

Sensation is the ability to feel something physically, especially by touching, or a physical feeling that results from this ability a general feeling caused by something that happens to you, especially a feeling which you cannot describe. Merriam (2010) a mental process (as seeing, hearing, or smelling) resulting from the immediate external stimulation of a sense organ often as distinguished from a conscious awareness of the sensory process compare.

Davis (2005) roughly speaking, sensation research investigates how the senses (the receptors and early neural processing stages) respond to stimuli. Masaji (2010) sensation is feeling, uproar, sense, impression, perception, suspicion and presentiment.

Juvenile (2007: 476) sensation is

- 1) The ability to feel or be aware of something through one of the senses, as in the *sensation of touch*.
- 2) A feeling or an awareness. *The mountain climber had no sensation in her toes because she had severe frostbite. When I heard a noise behind me, I had a strong sensation that I was being followed.*
- 3) Something that causes a lot of excitement and interest. *The telephone caused a big sensation when it was first invented.*

Hornby (2003: 157) the definitions of feeling are:

- 1) [C] something felt through the mind or the senses
- 2) [sing] belief; vague idea: *a-that something awful is going to happen*
- 3) [U, C] attitude or an opinion
- 4) (feelings) [pl] sb's emotions rather than thoughts
- 5) [U] sympathy or sensitivity.

Hornby (1995) the definitions of feeling are:

- 1) (a) [c] ~ (of sth) a thing that is felt through the mind or the senses. (b) [sing] ~ (of sth / that...) an idea or a belief that is difficult to define and not based entirely on reason. (c) [sing] an attitude; an opinion.
- 2) feelings [pl] a person's emotions rather than her or his mind.
- 3) ~ for sb/sth (a) [U, sing] sensitive understanding; appreciation.

4) (a) [U] strong emotion, esp anger, resentment (RESENT).etc. (b) [C] an example of this: *strong feelings*.

5) [U] the ability to feel.

Hornby (2003: 443) technique is a way of doing something. Technique illustrates that the more students practice the more students know about something. By seeing the definition, the researcher concludes that technique is the first step for beginning a more better creativity without wasting time. Special for this thesis, Sensations and Feelings is not separable item and it is a technique to be applied in expressing the students' mind (Matreyek, 1983). Sensations and Feelings Technique is a step to get the students to recall what they have undergone in their life, that they can express their feeling and sensation in recent. Special for this writing thesis, Sensations and Feelings Technique is not separable item because in treatment there is sensations and feelings card, that the questions can include both of the terms.

b. Procedures of Sensations and Feelings Technique

The researcher begins the lesson by setting up a situation, either electing or modelling some language that the situation calls for. The students practice the new language in a controlled way. They drill sentences or dialogues by repeating after the researcher, in twos and in threes, until they can say them correctly. The students are encouraged by using the new language in a free way both for their own purpose and meanings or in a similar context introduced by the researcher. Matreyek (1983) the students are asked to remember situations where they experienced certain physical sensations or emotions. These can be such things as: feeling cold, feeling

hot and sweaty, feeling tired, having a stomachache, feeling angry or lonely or happy and afraid. They are asked to recall the situation and, in particular, how the sensation or feeling showed itself in their behaviour. The students can be helped to recall the sensations or emotions through a series of questions, such as:

Can you remember a time when you felt really...?

When was it?

Where were you?

Were you alone or with other people?

What were you doing? What were other people doing?

What happened to make you feel that way?

How did you show that you were...?

The first time through, it is best to work with physical sensations and pleasant emotions. Once the students become familiar with the exercise, they will generally select experiences that reveals as much, or as little about themselves, as they want to when talk about them afterwards. Working with emotions such as anger, disappointment, depression, jealousy, can be a little problematic. However, they can also contribute to a very special group feeling if everyone involved has a sensitivity towards and a sincere interest in working with and helping one another. They should be asked to remember how they felt when they experienced a particular sensation or emotion, and they should try to put that feeling into what they are saying and doing.

c. Example of Sensations and Feelings Technique.

The students are asked to remember situations where they experienced certain physical sensations or emotions. These can be such things as: feeling The relation of sensations and feelings in this matter is, the students are asked to get together with their couple and they ask each other like;

Student A: Can you remember a time when you felt really afraid?

Student B: Yes, I can.

Student A: When was it?

Student B: when I was in Bantimurung. I *jumped* when there was a frog nearby me. I was really *afraid*.

Student A:

Student B:

The sensation on the example above is expressed by the student B, “*jumped*”. And feeling expression is “*afraid*”. Sensations and feelings focus on the students experiences. It can be easy to be expressed by the students because they just need to recall what they have undergone and they have felt. As matter of fact, Sensations and Feelings Technique is not separate items. Because it has the specific aim by using the sensation and feeling card. After doing conversation they directly in a process of learning Sensations and feelings Technique.

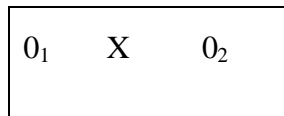
CHAPTER III

RESEARCH METHOD

This chapter presents the method of the research, population, sample, instrument of the research, procedures of collecting data and techniques of data analysis.

A. The Method of the Research

The method that was used in this research was experimental research. It was aimed to find out the effectiveness of Sensations and Feelings Technique to improve the second year students' speaking ability of SMAN 1 Sungguminasa Gowa. Based on Arikunto (2006) the research was classified in the following diagram:



Where:

O_1 = Pre-test

X = Treatment

O_2 = Post-test

B. Population and Sample

1. Population

Population is all of research subjects (Arikunto, 2006). Population is all of special aspects like characteristic, phenomenon and concept (Tiro, 2000). The population of the research were the second year students of SMAN 1

Sungguminasa Gowa in the Academic Year of 2010-2011. This consisted of 364 students.

2. Sample

Arikunto (2006) sample is most of representatives of population who are researched. Tiro (2000) sample is a number of member of population. In this research, the method of taking sample was purposive sampling. Merriam (2010) purposive sampling is taking sample by intensionality, serving or effecting a useful function though not as a result of planning or design. Arikunto(2006) purposive sampling is taking sample based on the specific purpose. The researcher took sample for 10% in 364 students and there were 36 students became the sample of the research.

C. Instrument of the Research

The researcher used speaking test to asses and examine the second year students' Speaking ability. The tests were pre test and post test. Both pre test and post test were used to find out the improvement of the second year students' speaking ability at SMAN 1 of Sungguminasa Gowa after the treatment by using Sensations and Feelings Technique.

D. Procedures of Collecting Data

To collect the data, the researcher hold some procedures as follows:

1. Pre-test

Before applying Sensations and Feelings Technique or before doing the treatment, the students were given pre-test to know their achievement in speaking. The researcher asked the students to express their sensation and feeling when they felt really afraid, hot, angry and sick.

2. Treatment

After giving the pre-test, the students were treated by using Sensations and Feelings Technique. It took place for twelve meetings and spent 90 minutes in each meeting. Some of steps of treatment were:

- a. The researcher introduced the material and gave a short explanation about what the students were going to do in speaking class.
- b. The researcher wrote some vocabularies that had relation with the material that were presented.
- c. The researcher asked the students to take a note and write down what they have heard that it had relation to the material.
- d. The researcher repeated the material once again and asked the students to mention what they have written.
- e. The researcher divided them in a couple or in threes.
- f. The researcher repeated the material three times to give chance for the students to ask each other by applying the Sensations and Feelings Technique.

3. Post-test

After applying the treatment, the researcher gave post-test to the students to obtain data, whether there was any progress or improvement of the second year students' speaking ability of SMAN 1 Sungguminasa Gowa after applying treatment namely through Sensations and Feelings Technique or not. The tests were more difficult than the test that was given in pre-test.

E. Techniques of Data Analysis

The researcher presented the chronological steps in analyzing the data. The data in this research was analyzed through technique of descriptive statistic and technique of inferential statistic.

1. Analyzing the Students' Speaking Ability

According to Adams and Frith in Hughes (2003), to measure the second year students' speaking ability of SMAN 1 Sungguminasa Gowa, the researcher used the scoring system by as follows:

a. Accent

Score	Criteria
1	Pronunciation frequently unintelligible
2	Frequent gross errors and a very heavy accent make understanding difficult, require frequent repetition
3	"Foreign accent" requires concentrated listening, and mispronunciations lead to occasional misunderstanding and apparent errors in grammar or vocabulary
4	Marked "foreign accent" and occasional mispronunciations which do not interfere with understanding
5	No conspicuous mispronunciation, with no trace of "foreign accent".
6	Native pronunciation, with no trace of "foreign accent"

b. Grammar

score	Criteria
1	Grammar almost entirely inaccurate except in stock phrases
2	Constant errors showing control of very few major patterns and frequently preventing communication
3	Requent errors showing some major patterns uncontrolled and causing occasional irritation and misunderstanding
4	Occasional errors showing imperfect control of some patterns but no weakness that causes misunderstanding

Continuation of Grammar Tabel

score	Criteria
5	Few errors, with no patterns of failure
6	No more than two errors during the interview

c. Vocabulary

score	Criteria
1	Vocabulary inadequate for even the simplest conversation
2	Vocabulary limited to basic personal and survival areas (time, food transportation, family, etc)
3	Choice of words sometimes inaccurate, limitations of vocabulary prevent discussion of some common professional and social topics
4	Professional vocabulary adequate to discuss special interests; general vocabulary permits discussion of any non-technical subject with some circumlocutions
5	Professional vocabulary broad and precise; general vocabulary adequate to cope with complex practical problems and varied social situations
6	Vocabulary apparently as accurate and extensive as that of an educated native speaker

d. Fluency

Score	Criteria
1	Speech is so halting and fragmentary that conversation is virtually impossible
2	Speech is very slow and uneven except for short or routine sentences
3	Speech is frequently hesitant and jerky; sentences may be left uncompleted
4	Speech is occasionally hesitant, with some unevenness caused by rephrasing and grouping for words.
5	Speech is effortless and smooth, but perceptively non native in speed and evenness
6	Speech on all professional and general topics as effortless and smooth as a native speaker's

e. Comprehension

Score	Criteria
1	Understands too little for the simplest type of conversation
2	Understands only slow, very simple speech on common social and tourist topics; requires constant repetition and rephrasing
3	Understands careful, somewhat simplified speech when engaged in a dialogue, but may require considerable repetition and rephrasing
4	Understands quite well normal educated speech when engaged in a dialogue, but requires occasional repetition or rephrasing
5	Understands everything in normal educated conversation except for very colloquial or low-frequency items, or exceptionally rapid or slurred speech
6	Understands everything in both formal and colloquial speech to be expected of an educated native speaker

Proficiency Descriptions	1	2	3	4	5	6	(A)
Accent	0	1	2	2	3	4	
Grammar	6	12	18	24	30	36	
Vocabulary	4	8	12	16	20	24	
Fluency	2	4	6	8	10	12	
Comprehension	4	8	12	15	19	23	
Total Score							

(Adams & Frith in Hughes, 2003: 131-133)

2. Descriptive Statistics

This technique was used to describe the characteristics of each research variable by showing means score and standard deviation.

The following was the classification of statistic analysis.

a. Mean Score

Based Arikunto in Gusniar (2010), calculating the mean score of the students by using the formula:

$$\bar{X} = \frac{\sum X}{N}$$

Where:

\bar{X} : mean score

$\sum X$: Sum of all score

N : Total number of subject

b. Standard Deviation

Bluman in Gusniar (2010), standard deviation of each total score of the pre-test and post-test, the researcher used the following formula:

$$= \frac{\sum \frac{(\sum)}{- 1}}$$

Where:

SD : Standard Deviation

$\sum X$: Sum of the score test

$\sum X^2$: Square of the test

N : The total number of the subjects

1 : Consonant number

Calculating the score difference of pre-test and post-test:

$$= \frac{\Sigma}{N}$$

Where:

\bar{D} : The score difference

ΣD : The sum of the score difference

N : The total number of the subject

c. Inferential Statistic

Arikunto in Gusniar (2010:395) stated that, the significant of the research as follow:

$$= \frac{\Sigma \frac{(\Sigma)}{()}}{()}$$

Where:

t : Test of the significance

\bar{D} : The score difference

ΣD : The sum of the score difference

N : The total number of the subjects

1 : Consonant number

The use of inferential statistic was aimed to find out the significant difference between pre-test and post-test of improving the second year students' speaking ability through Sensations and Feelings Technique of SMAN 1 Sungguminasa Gowa.

CHAPTER IV

FINDINGS AND DISCUSSIONS

This chapter consists of two sections, the findings of the research and discussions of the finding.

A. Findings

The data were collected by administrating the test, the tests were done twice namely pre test and post-test, the pre-test was given before the treatment and the post-test was given after treatment.

1. The Analysis of Data Obtained from the Test

In analyzing data, the researcher gave five components classification. They were accent, grammar, vocabulary, fluency and comprehension. The maximal score was six (6) and the minimal was one (1).

a. The Students' Pre-Test Score

Table 1: The Students' Score in Accent

NO.	Classification	Score	F	P (%)
1	Excellent	6	-	-
2	Very good	5	-	-
3	Good	4	-	-
4.	Fair	3	2	5.55
5.	Poor	2	25	69.44
6.	Very Poor	1	9	25

Total		36	100%
--------------	--	----	------

The table 1 shows that, none of the students could be classified as excellence, very good and good. The majority of the students' score in accent are poor.

Table 2: The Students' Score in Grammar

NO.	Classification	Score	F	P (%)
1	Excellent	6	-	-
2	Very good	5	-	-
3	Good	4	-	-
4.	Fair	3	2	5.55
5.	Poor	2	24	66.66
6.	Very Poor	39	10	27.77
Total			36	100%

The table 2 shows that, the students' ability in general were still poor.

Table 3: the Students' Score in Vocabulary

NO.	Classification	Score	F	P (%)
1	Excellent	6	-	-
2	Very good	5	-	-
3	Good	4	-	-
4.	Fair	3	11	30.55
5.	Poor	2	20	55.55
6.	Very Poor	1	5	13.88
Total			36	100%

The table 3 shows that, none of the students could be classified as excellent, very good, good, based on vocabulary illustrated that most of them still get poor.

Table 4: The Students' Score in Fluency

NO.	Classification	Score	F	P (%)
1	Excellent	6	-	-
2	Very good	5	-	-
3	Good	4	-	-
4.	Fair	3	7	19.44
5.	Poor	2	24	66.66
6.	Very Poor	1	5	13.88
Total			36	100%

The table 4 shows that, none of the students can be classified as excellent, very good and good. It means that, the majority of the students' score in fluency were still poor.

Table 5: The Students' Score in Comprehension

NO.	Classification	Score	F	P (%)
1	Excellent	6	-	-
2	Very good	5	-	-
3	Good	4	3	8.33
4.	Fair	3	18	50

5.	Poor	2	15	41.66
6.	Very Poor	1	-	-
Total			36	100%

The table 5 shows that, none of the students could be classified as excellent and very good. In comprehension illustrated that most of the students' score are fair.

The table 1, 2, 3, 4 and 5 show that, the total score of all the students based on pre-test was 1254 and the total mean score was 250.8. The data illustrates that most of the students' score were still poor. To make clear see in appendix (C).

b. The Students' Post-Test Score

Table 6: The Students' Score in Accent

NO	Classification	Score	F	P (%)
1	Excellent	6	9	25
2	Very Good	5	16	44.44
3	Good	4	11	30.55
4	Fairly	3	-	-
5	Poor	2	-	-
6	Very Poor	1	-	-
Total			36	100%

The table 6 shows that, there were 25 % students could be classified as excellent. Based on pronunciation illustrated, 44.44 % got the very good score, 30,55% of the students got good score. It could be concluded that most of the students' accent ability in post test were very good.

Table 7: The Students' Score in Grammar

NO.	Classification	Score	F	P (%)
-----	----------------	-------	---	-------

1	Excellent	6	7	19.44
2	Very good	5	18	50
3	Good	4	9	25
4.	Fair	3	1	2.77
5.	Poor	2	-	-
6.	Very Poor	1	1	2.77
Total			36	100%

Table 7 shows that, most of the students' score in grammar were very good.

Table 8: The Students' Score in Vocabulary

NO.	Classification	Score	F	P (%)
1	Excellent	6	17	47.22
2	Very good	5	12	33.33
3	Good	4	5	13.88
4.	Fair	3	1	2.77
5.	Poor	2	-	-
6.	Very Poor	1	1	2.77
Total			36	100%

The table 8 shows that, the majority of the students' score in vocabulary were excellent.

Table 9: The Students Score in Fluency

NO.	Classification	Score	F	P (%)
1	Excellent	6	21	58.33
2	Very good	5	12	33.33
3	Good	4	2	5.55

4.	Fair	3	-	-
5.	Poor	2	-	-
6.	Very Poor	1	1	2.77
Total			36	100%

The table 9 shows that, most of the students' score in fluency were excellent.

Table 10: The Students' Score in Comprehension

NO.	Classification	Score	F	P (%)
1	Excellent	6	35	97.22
2	Very good	5	1	2.77
3	Good	4	-	-
4.	Fair	3	-	-
5.	Poor	2	-	-
6.	Very Poor	1	-	-
Total			36	100%

The table 10 shows that, the majority of the students' score were excellent. Based on the table 6, 7, 8, 9 and 10 shows that, the total score of all the students based on post-test was 3096 and the total mean score was 619.2. The data was illustrated that the majority of the students' score in post test were excellent. To make clear see in appendix (D).

Table 11: Total Mean Score of Pre Test and Post Test

Types of test	Mean score
Pre – test	6.96
Post – test	17.2

The table above shows that, the mean score of the students pre-test was 6.96 while the mean score the students post-test was 17.2 it reevaluated that the mean score of pre-test and post-test obtained by the students were different.

2. The Result of Inferential Statistic

Inferential analysis is answered by using t-test and the result was analysis based on the hypothesis. Hypothesis test: If the t-test value was greater than the t-table at the level of significance 0.05 and degree of freedom 35, thus the alternative hypothesis (H_1) would be accepted and null hypothesis (H_0) would be rejected. In contrary if the t-test value was lower than t-table at the level of significance 0.05 and degree of freedom 35, thus the alternative hypothesis would be rejected.

The result of data analysis was the t-test value (25.30) was greater than the t-table value (1.70). Based on the result, hypothesis test showed at. H_0 was rejected and H_1 was accepted. Thus, it could be concluded that the Sensations and Feelings Technique could improve the second year students' speaking ability of SMAN 1 Sungguminasa Gowa.

H_1 was accepted, $t_{\text{test value}} > t_{\text{table df, (1 -)}}$

$t_{25.30} > t_{1.70, 35 (1- 0.05)}$

B. Discussions

This section, the researcher vividly explained the chronologies of collecting data included the matters found together with the matters analysis. In the previous chapter, it had been proposed analyzing the students' speaking ability. Therefore, in the following point, the researcher analyzed the matters that had been found during the research.

1. Accent

Measuring the students' accent means that the researcher measured the ability of students how to pronounce easily and well. It was supported by Seidhofer in Carter's finding (2001) who found that pronunciation and also accent plays a central role in both our personal and our social lives: as individuals, we project our identity through the way we speak, and also indicate our membership of particular communities. At the same time, and sometimes also in conflict with this identity function, our pronunciation is responsible for intelligibility: whether or not we can convey our meaning.

The classification from very poor to excellent or from the grade 1 to 6 with the criteria had been proposed by Adams and Frith in Hughes (2003) in previous chapter was the way to determine students' achievement in speaking. The data had been showed that in pre-test just the only one student got good and the another just got fair, poor and very poor. It was so different with post test that some of them got the more higher then the value in pre test.

2. Grammar

Measuring the students' grammar means that the researcher measured the ability of students how to speak easily and well without grammatical error in speaking. It was in accordance with Mariah's thesis in 2006 that grammar is the sets of rules that related ordered sound sequences to meanings. In the broadest terms, it could be characterized grammar that must be known beyond individual word meanings in order to interpret a sentence. The students needed grammar in order to communicate underlying proposition compactly and efficiently.

The classification from very poor to excellent or from the grade 1 to 6 with the criteria had been proposed by Adams and Frith in Hughes (2003) in previous chapter is the way to determine students' achievement in speaking. The data had been showed that in pre-test just the only one student got good and the another just got fair, poor and very poor. It is so different with post test that some of them got the more higher then the value in pre test.

3. Vocabulary

Measuring the students' vocabulary means that the reseacher measured the ability of students how effective the students used the vocabulary. Berlin in Yasin (1997:15) also said, "vocabulary is one of the significant components of learning. Vocabulary building is very important in any foreign language learning, not only because it has a close relationship with intellectual maturity of learners but also because the fact that it can improve the four language skills of the students, without grammar, very little can be conveyed, but without vocabulary, nothing can be conveyed."

The classification from very poor to excellent or from the grade 1 to 6 with the criteria had been proposed by Adams and Frith in Hughes (2003) in previous chapter is the way to determine the students' achievement in speaking. The data had been showed that in pre-test just the only one student got good and the another just got fair, poor and very poor. It was so different with post test that some of hem got the more higher then the value in pre test.

4. Fluency

Measuring the students' fluency means that the researcher measured the ability of students how well the students' spoke up. It was supported by Billows' theory in Armawana (2004) that to speak language with confidence, the students must have the opportunity of hearing in spoken correctly and fluently in a significant way, so that they can more rapidly more in the language without reflection on the individual words on their position in the sentence.

The classification from very poor to very good or from the grade 1 to 6 with the criteria had been proposed by Adams and Frith Hughes (2003) in previous chapter is the way to determine students' achievement in speaking. The data had been showed that in pre-test just the only one student got good and the another just got fair, poor and very poor. It was so different with post test that some of them got the more higher then the value in pre test.

5. Comprehension

Measuring students' comprehension means that the researcher measured the ability of students how well the students' spoke up. It was supported by Adams and Frith in Hughes' (2003) finding who found that comprehension; Understands everything in both formal and colloquial speech to be expected of an educated native speaker. The classification from very poor to very good or from the grade 1 to 6 with the criteria had been proposed by Adams andFrith in Hughes (2003) in previous chapter was the way to determine the students' achievement in speaking. The data had been showed that in pre-test just the only one student got good and the another just got fair, poor and very poor. It was so different with post test that some of them got the more higher then the value in pre test.

CHAPTER V

CONCLUSION AND SUGGESTIONS

This chapter consists of two sections, the first section deals with the conclusion of the finding of the research and the other one deals with suggestion.

A. Conclusion

Based on the finding and discussion in the previous chapter in this study, the researcher concludes that the use of Sensations and Feelings Technique was effective to improve the second year students' speaking ability of SMAN 1 Sungguminasa Gowa. It was obviously provided by the result of data analysis that the t-test value 25.30 was greater than the t-table value 1.70. Based on the result, hypothesis test showed that H_0 was rejected and H_1 was accepted. Thus, it could be concluded that the result of students' fluency in speaking also improved from poor to very good and also to excellent. It was also supported by the data that showed mean of pre-test score was 6.96 while in post-test the mean score was 17.2.

B. Suggestions

Based on the result of the data analysis and conclusion, the researcher suggests as follows:

1. Sensations and Feelings Technique may be used for the other schools.
2. Sensations and Feelings Technique may be used for the other skill of English.
3. To teach English specially speaking, some of the students like the enjoyable technique, so, Sensations and Feelings Technique is so suitable to be applied for all of characteristics and condition of the students.

BIBLIOGRAPHY

- Akriani. 2004. *Developing the Speaking Performance through Cooperative Learning*. Thesis. Makassar: FBS UNM.
- Annisa. 2005. *Speaking Using Communicative Daily Activity*. Thesis. Makassar: FBS UNM.
- Arikunto, Suharsimi. 2006. *Prosedur Penelitian: Suatu Pendekatan Praktek*. Jakarta: PT. Rineka Cipta.
- Ariyani, Amra. 2000. *Activating the Fifth Grade Pupils of SD Inpres Mallengkeri 1 Makassar to Speak English through various Activities*. Makassar: Thesis of FBS UNM.
- Armawana. 2004. *Improving Oral Communication Skill of the Second Year Students of SMA Negeri 1 Sinjai through Peer Interview*. Thesis. Makassar: FBS UNM.
- Bachtiar, Ida Wahyuni. 2006. *Reducing Speaking Anxiety through Various Communicative Activities*. Thesis. Makassar: FBS UNM.
- Byrne, Donn. 1987. *Teaching Oral English*. Singapore. Longman Singapore Publisher.
- Carter, Ronald and Nunan, David. 2001. *Teaching English to Speakers of Other Language*. London: Cambridge University Press.
- Chastain, Kenneth. 1976. *Developing Second Language. Skills. Theory to Practice*. New York: Mc. Nally College.
- Davis, Stephen F 2005 retrieved
http://www.blackwellreference.com/public/tocnode?id=g9781405132800_chunk_g978140513280013
- Dewi, S. 2002. *Using Pictures Stories to Improve the Speaking Ability of the Third Year Students of SMP Negeri 2 Labbakkang*. Thesis, Makassar: UNM.
- Fhitria. 2006. *Improving the Speaking Ability of the First Year Students of SMK Negeri 8 Makassar by Drawing and Describing Pictures*. Thesis of FBS UNM.
- Gusniar. 2010. *Improving the Speaking Ability of United English Forum (UEF) Makassar Members by Using Presentation, Practice and Production (PPP) Method*. Makassar UIN.
- Hamid. 2000. *Activating The Students' In Small Group Discussion To Improve The Speaking Ability*. Thesis FBS

- Hanik, 2002, *Improving the Speaking Ability of the Third Year Students of SLTPN 2 Mandar by Using Conversation Questions*. Thesis FBS UNM Makassar.
- Hasni. 2005. *The Correlation Between Speaking and Anxiety Free Classroom Eliminate*. Makassar: Thesis of FBS UNM.
- Hornby. 1995. *Oxford Edvanded Learner's Dictionary*. Oxford: University Press.
- . 2003. *Oxford Edvanded Learner's Dictionary*. Oxford: University Press.
- . 2006. *Advanced Learner's Dictionary*. London: Oxford University Press.
- Hughes, Arthur. 2003. *Testing for Teachers*. Cambridge: University Press.
- Insany, Nur. 2006. *Stimulating students of SMK Negeri I Limbung to speak English through cooperative learning*
- Irmawati. 2000. *Students' Anxiety in Speaking Performance*. Thesis. Makassar: FBS UNM.
- Juvenile. 2007. *Sensation Technique*. Scholastic Reference
- Karim. 1995. *Thesis: Stimulating Students to Speak English Through Problem Solving Activities in The Classroom Interaction*. Makassar, English Department of FBS. UNM
- Khaerat. 2003. *Improving The Speaking Ability Of The Third year Students Of SMU Buq' Atunn Mubarakah Pondok Pesantren Darul Aman Makassar By Using Group Work Activities*. Thesis FBS
- Lallo. 2001. *Teaching Speaking Using Stick Figure to the Second Year Students of SLTP DDI Sikopancing*. Thesis, Makassar: UNM.
- Lazaraton, Anne. 2001. *Teaching as a Second or Foreign language*. Cambridge: University Press.p
- Mariah. 2006. *Improving Speaking Ability of Senior High School Students through Retelling Stories*. Thesis. Makassar: FB UNM.
- Masaji. 2010. Retrieved (id/146024/masaji/dictionary/m5r9-74930ca26)
- Matreyek, Walter. 1983. *Communicating in English and Models: 1. Function*. Pergamon Press.
- Merriam. 2010 retrieved from <http://www.meriam-webster.com/dictionary/purposive>
- . 2010 retrieved <http://www.merriam-webster.com/dictionary/sensation>
- Muttaqin. 1992 *Thesis: Activating Students In Speaking English Through Pair Test*. Makassar, English Department of FBS. UNM
- Nurjannah. 2004. *Student's Anxiety in Speaking Performance*. Makassar: Thesis of FBS UNM.

- Rahman. 1995. *The Students' Interest in Studying Speaking Through Oral Communicative Activities*. Thesis of FBS IKIP Ujung Pandang
- Rasyidah. 1995. *Group Work in Teaching Speaking*. Thesis of FBS UNM.
- Rosmawar, 1999. *Developing Speaking Skill Through Pair Activities*. Thesis. FPBS. IKIP Ujung Pandang.
- Rasyidah. 1995. *Group Work in Teaching Speaking*. Makassar: Thesis UNM.
- Salasiah. A. 1999. *The Interest of the Third Semester Students of English department FBS IKIP Ujung Pandang Through Topic of Interest*. Thesis FPBS IKIP Ujung Pandang
- Tajuddin. 1997. *Developing the Speaking Ability of the Second Year Students of SLTP Negeri 1 Labakkang Pangkep*. Thesis FPBS IKIP Ujung Pandang.
- Tiro, Muhammad Arif. 2000. *Dasar-dasar Statistika*. Makasar: State University of Makassar Press.
- Widdowson, H. G. 1983. *Teaching Language as Communication*. London: Oxford University Press
- Yahya. 2001. *Teaching Speaking By Using The Authentic Materials To Improve The Speaking Ability*. Thesis FBS
- Yasin, samad Muhammad. 1997. *the Speaking Ability of the third Semester Students of the English Department FPBS IKIP Ujung Pandang*. Thesis S1. FPBS IKIP Ujung Pandang. 2009.

SPC-DZAPP

APPENDIX A
INSTRUMENT

1. The Material

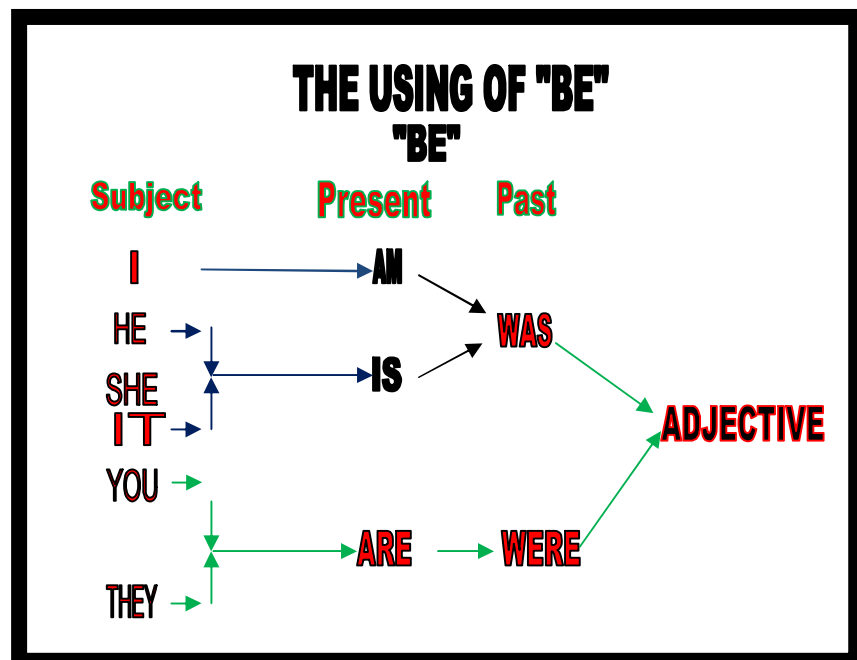
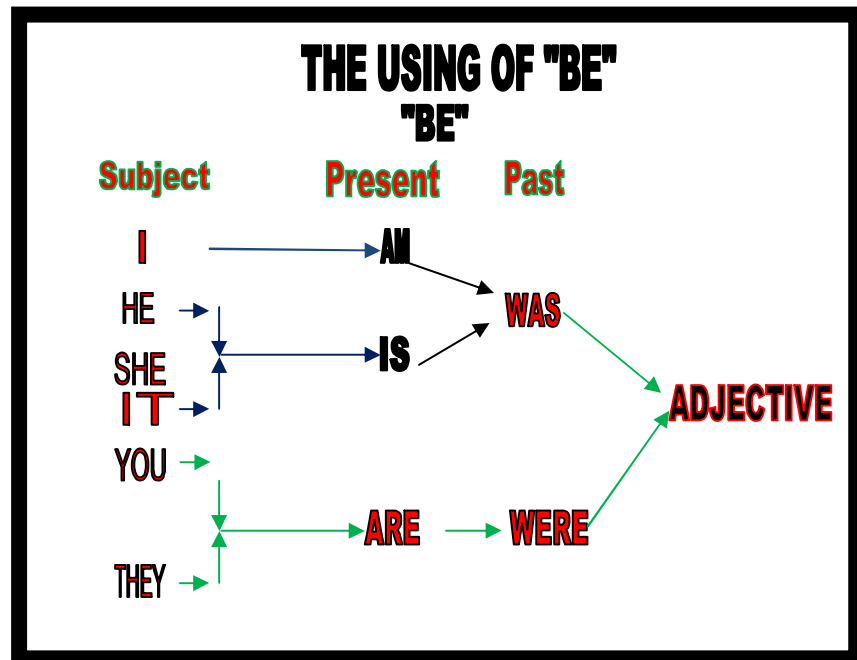
a. The Question in Pre Test.

How are you?
What is on your mind now?
I would like to ask you. Do you always celebrate your birthday?
Did your friends give you surprise? How is it?
Have you gone to Bantimurung?

When you meet a farmer, He looks so tired. How is your feeling?
Do you often feel hungry? Express it, please!
You are waiting for a friend at a restaurant. He/She is 40 minutes late, as usual.

How do you feel? Express it please.
Are you happy every day? Show me your happy feeling.

b. The Material in Treatment



Sensations and Feelings Card



Can you remember a time when you felt really...?

When was it?

Where were you?

Were you alone or with other people doing?

What were you doing? What were other people doing?

What happened to make you feel that way?

How did you show that you were...?

c. The Material in Post Test

Please tell me your experience when you went to Bantimurung.
Present it for 3 minutes, please.

You want to help your friend, but your mother gets you to go to your grandmother's home. What should you do? Are you sad? Express it, please.
Tell the event that you have undergone based on narrative form.

You are waiting for your cousin, but He comes late for 10 minutes.
How do you feel? Express it please.

**You are interviewed by the interviewer. Suddenly, you get toothache.
He gets you to use gesture. Express it please?**

**You are studying but your brother disturbs you? How do you feel? Express it please.
Please tell us your experience by expressing your sensation and feeling.**

**Please express your feeling when your father is angry
by using sentence connectors**

**Are you afraid of snake? Please express your afraid feeling.
Have you felt really glad? Express it please.**

2. The Pictures



a. Pre Test



b. Treatment



c. Post Test





3. Video

APPENDIX B

LESSON PLAN

1. Pertemuan 1&2

(MOTION CARD = SENSATIONS AND FEELINGS TECHNIQUE)

- a. Mengungkapkan pendapat (I think that..., according to...)
- b. Meminta pendapat (What do you think about...?, Could you explain about?)

2. Pertemuan 3 & 4

(SIMPLE PAST TENSE IN REPORTING EXPRESSING HAPPY AND SURPRISE FEELING = SENSATIONS AND FEELINGS TECHNIQUE)

3. Pertemuan 5 & 6

(EXPRESSING FEELING BY NARRATIVE = SENSATIONS AND FEELINGS TECHNIQUE)

- a. To begin telling a story (once upon a time there lived/there was, a long time ago)
- b. To tell the events (then, the next morning)
- c. To end the story (at the end, all in all)

4. Pertemuan 7 & 8

(EXPRESSING LOVE = SENSATIONS AND FEELINGS TECHNIQUE)

- a. I love you
- b. There is nothing that compares with my love for you.

5. Pertemuan 9 & 10

(EXPRESSING SORROW AND ATTENTION = SENSATIONS AND FEELINGS TECHNIQUE)

- a. Expressing sorrow (I can not tell my pain and sorrow in words)

- b. Expressing attention (What happen then?)

6. Pertemuan 11 & 12

(EXPRESSING EMBRASSMENT AND ANGRY FEELING= Sensations and Feelings Technique)

- a. Expressing embrassment (It really makes me ashamed)
- b. Asking if someone is angry (What happened)
- c. Expressing anger (What I have never been so insulted in my life)

7. Pertemuan 13 & 14

(SENSATIONS AND FEELINGS CARD = SENSATIONS AND FEELINGS TECHNIQUES)

8. Pertemuan 15 & 16

(EXPRESSING ANNOYANCE = SENSATIONS AND FEELINGS TECHNIQUE)

9. Pertemuan 17 & 18

(CONNECTORS = SENSATIONS AND FEELINGS TECHNIQUE)

- a. Sentence connector to link arguments in hortatory exposition (in addition..., firstly...)

10. Pertemuan 19 & 20

(PAST CONTINUOS TENSE = SENSATIONS AND FEELINGS TECHNIQUE)

- a. He was going wearing a uniform
- b. I was going home

APPENDIX C
THE RESULT OF STUDENT'S
PRE-TEST

Object	Accent	Grammar	Vocabulary	Fluency	Comperehension	Total	Mean Score
1	1	12	8	4	12	37	7.4
2	0	12	4	4	8	28	5.6
3	2	12	8	4	12	38	7.6
4	1	12	8	4	8	33	6.6
5	1	12	8	4	12	37	7.4
6	1	12	8	4	12	37	7.4
7	1	12	8	4	12	37	7.4
8	1	12	8	4	8	33	6.6
9	1	12	12	4	12	41	8.2
10	0	6	8	4	12	30	6
11	1	12	12	6	12	43	8.6
12	2	18	12	6	15	53	10.6
13	1	12	8	4	8	33	6.6
14	0	6	4	2	8	20	4
15	1	12	8	2	8	31	6.2
16	1	12	8	4	8	33	6.6
17	1	12	8	4	8	33	6.6

18	1	12	12	6	12	43	8.6
----	---	----	----	---	----	----	-----

Continuation Tabel

Object	Accent	Grammar	Vocabulary	Fluency	Comperehension	Total	Mean Score
19	0	6	8	4	12	30	6
20	0	6	8	4	12	30	6
21	0	6	4	4	8	22	4.4
22	1	18	12	6	12	49	9.8
23	1	12	8	4	12	37	7.4
24	0	6	4	2	8	20	4
25	1	12	8	4	12	37	7.4
26	1	12	12	6	12	43	8.6
27	1	12	12	4	12	41	8.2
28	1	12	12	4	12	41	8.2
29	1	12	12	6	15	46	9.2
30	1	12	12	6	15	46	9.2
31	1	6	8	4	8	27	5.4
32	1	12	8	4	8	33	6.6
33	0	6	8	2	8	24	4.8
34	1	6	12	4	12	35	7
35	1	12	8	4	8	33	6.6

36	0	6	4	2	8	20	4
TOTAL	29	384	312	148	381	1254	250.8

APPENDIX D

THE RESULT OF STUDENT'S

POST-TEST

Object	Accent	Grammar	Vocabulary	Fluency	Comperehension	Total	Mean Score
1	4	36	24	12	23	99	19.8
2	3	36	20	12	23	94	18.8
3	3	36	16	12	23	90	18
4	3	24	20	10	23	80	16
5	3	24	20	10	23	80	16
6	3	30	24	12	23	92	18.4
7	3	30	24	12	23	92	18.4
8	2	30	20	10	23	85	17
9	4	24	24	12	23	87	17.4
10	4	36	24	12	23	99	19.8
11	3	36	24	12	23	98	19.6
12	4	30	24	10	23	91	18.2
13	2	30	24	12	23	91	18.2
14	3	30	24	12	23	92	18.4
15	2	24	20	10	23	79	15.8
16	4	30	24	12	23	93	18.6

17	4	36	24	12	23	99	19.8
18	4	30	24	12	23	93	18.6

Lanjutan Tabel

Object	Accent	Grammar	Vocabulary	Fluency	Comperehension	Total	Mean Score
19	4	30	24	10	23	91	18.2
20	2	30	20	12	23	87	17.4
21	2	24	16	12	23	77	15.4
22	4	36	24	12	23	99	19.8
23	3	18	12	12	23	68	13.6
24	2	24	16	8	19	69	13.8
25	2	24	20	10	23	79	15.8
26	2	30	20	12	23	87	17.4
27	3	30	20	10	23	86	17.2
28	3	24	20	10	23	80	16
29	2	30	16	12	23	83	16.6
30	3	30	24	10	23	90	18
31	3	30	24	12	23	92	18.4
32	2	24	16	8	23	73	14.6
33	3	30	20	10	23	86	17.2
34	3	30	24	10	23	90	18

35	3	30	20	12	23	88	17.6
36	2	6	4	2	23	37	7.4
TOTAL	106	1032	744	390	824	3096	619.2

APPENDIX E
THE STUDENTS' SPEAKING ABILITY

Object	Pre-test (x_1)	Post-test (x_2)	(x_1)²	(x_2)²	D	D²
1	37	99	1369	9801	62	3844
2	28	94	784	8836	66	4356
3	38	90	1444	8100	52	2704
4	33	80	1089	6400	47	2209
5	37	80	1369	6400	43	1849
6	37	92	1369	8464	55	3025
7	37	92	1369	8464	55	3025
8	33	87	1089	7569	54	2916
9	41	87	1681	7569	46	2116
10	30	99	900	9801	69	4761
11	43	98	1849	9604	55	3025
12	53	91	2809	8281	38	1444
13	33	91	1089	8281	58	3364
14	20	92	400	8464	72	5184
15	31	79	961	6241	48	2304
16	33	93	1089	8649	60	3600
17	33	99	1089	9801	66	4356
18	43	93	1849	8649	50	2500

Continuation of Tabel

Object	Pre-test (x_1)	Post-test (x_2)	(x_1) ²	(x_2) ²	D	D ²
19	30	91	900	8281	61	3721
20	30	87	900	7569	57	3249
21	22	77	484	5929	55	3025
22	49	99	2401	9801	50	2500
23	25	68	625	4624	43	1849
24	30	69	900	4761	39	1521
25	37	79	1369	6241	42	1764
26	43	87	1849	7569	44	1936
27	41	86	1681	7396	45	2025
28	42	80	1764	6400	38	1444
29	46	83	2116	6889	37	1369
30	46	90	2116	8100	44	1936
31	27	92	729	8464	65	4225
32	33	73	1089	5329	40	1600
33	27	86	729	7396	59	3481
34	35	90	1225	8100	55	3025
35	33	88	1089	7744	55	3025
36	30	37	900	1369	7	49
Total	$\Sigma X_1=1266$	$\Sigma X_2=3098$	$\Sigma X_1^2=46464$	$\Sigma X_2^2=271336$	$\Sigma D=1832$	$\Sigma D^2=98326$

APPENDIX F DISTRIBUTION OF “T”

1. Mean score of Pre-Test and Post-Test

$$\bar{X} = \frac{\sum X}{N}$$

Pre test

$$= \frac{\cdot}{\cdot}$$

$$= 6.96$$

Post test

$$= \frac{\cdot}{\cdot}$$

$$= 17.2$$

2. Standard Deviation of Pre Test and Post Test

Pre – test

$$SD = \frac{\sum \frac{(\Sigma)}{\cdot}}{\cdot}$$

$$= \frac{(\cdot)}{\cdot}$$

$$= \frac{(\cdot)}{\cdot}$$

$$= \frac{\cdot}{\cdot}$$

$$= \frac{\cdot}{\cdot}$$

$$= \sqrt{55.51}$$

$$= 7.46$$

Post – Test

$$SD = \frac{\sum \frac{(\Sigma)}{n}}$$

$$= \frac{(\quad)}{n}$$

$$= \frac{\quad}{n}$$

$$= \frac{\quad}{n}$$

$$= \frac{\quad}{n}$$

$$= \sqrt{135.31}$$

$$= 11.64$$

Calculating the score difference of pre-test and post-test:

$$D = \frac{\sum}{n}$$

$$= \frac{\quad}{n}$$

$$= 50.8889$$

3. Inferential Statistic

$$\begin{aligned}
 t &= \frac{\bar{D}}{\sqrt{\frac{\sum D^2 - \frac{(\sum D)^2}{N}}{N(N-1)}}} \\
 &= \frac{.}{\frac{(\quad)}{(\quad)}} \\
 &= \frac{.}{\frac{\quad}{(\quad)}} \\
 &= \frac{.}{\frac{\quad}{(\quad)}} \\
 &= \frac{.}{\frac{\quad}{(\quad)}} \\
 &= \frac{.}{\quad} \\
 &= \frac{.}{\sqrt{.}} \\
 &= \frac{.}{.} \\
 &= 25.30
 \end{aligned}$$

The use of inferential statistic was aimed to find out the significant difference between pre-test and post-test of increasing the second year students' speaking ability through Sensations and Feelings Technique of SMAN 1 SungguminasaGowa.

RENCANA PELAKSANAAN PEMBELAJARAN
MATA PELAJARAN BAHASA INGGRIS
KELAS/PROGRAM: XI/IA-IS
SEMESTER GENAP
TAHUN PELAJARAN: 2009-2010

Mata Pelajaran : BAHASA INGGRIS
 Kelas/Semester : XI IPA1 / 2
 Pertemuan Ke- : 1-2
 Alokasi Waktu : 2 x 45'

Standar Kompetensi :

Berbicara

3. Mengungkapkan makna dalam teks percakapan transaksional dan interpersonal resmi dan berlanjut (sustained) dalam konteks kehidupan sehari-hari.

Kompetensi Dasar

3. 2 Mengungkapkan makna dalam percakapan transaksional (to get things done) dan interpersonal (bersosialisasi) resmi dan berlanjut (sustained) dengan menggunakan ragam bahasa lisan secara akurat, lancar dan berterima dalam konteks kehidupan sehari-hari dan melibatkan tindak tutur : menyampaikan pendapat, meminta pendapat, menyatakan puas dan menyatakan tidak puas.

Indikator

- Mendeskripsikan gambar
- Merespon pendeskripsian gambar

I. TUJUAN PEMBELAJARAN

Pada akhir pelajaran, siswa diharapkan dapat:

- Mendeskripsikan gambar
- Merespon pendeskripsian gambar

II. MATERI POKOK

- **Mengungkapkan pendapat**

Example: a. I think that....

b. According to....

- **Meminta pendapat**

Example: a. What do you think about it?

b. Could you explain about it?

c. Could you tell me about?

III. METODE PEMBELAJARAN

- Diskusi

- Demonstrasi

IV. **LANGKAH-LANGKAH PEMBELAJARAN**

4.1 Kegiatan Awal

- Berdoa
- Perkenalan
- Apersepsi dan motivasi

4.2 Kegiatan Inti (Eksplorasi)

- Menjelaskan materi
- Membagikan gambar
- Meminta siswa secara berkelompok untuk mendeskripsikan gambar masing-masing.
- Meminta perwakilan dari tiap-tiap kelompok untuk mendemonstrasikan kesimpulan diskusinya.

4.3 Kegiatan akhir

- Guru memberi penguatan pada materi
- Penilaian
Performance
- Penugasan
Menugaskan siswa untuk menulis arti kata-kata sulit yang mereka temukan.

V. **SUMBER, ALAT DAN MEDIA PEMBELAJARAN**

- 1 Sumber belajar:
 - Look Ahead An English Course for Senior High School students Year XI.
 - Understanding English Meeting
- 2 Media: gambar

Sungguminasa, 19 Agustus

2009

Mengetahui:
Dosen Pembimbing

Mengetahui:
Guru Pamong

Erwin Hafid. Lc.,M.Th.I.,M.Ed.
Salam
NIP. 19740912 200003 1 002
197803 2 001

Hj. Salma
NIP. 19510914

RENCANA PELAKSANAAN PEMBELAJARAN
MATA PELAJARAN BAHASA INGGRIS
KELAS/PROGRAM: XI/IA-IS
SEMESTER GANJIL
TAHUN PELAJARAN: 2008-2009

Mata Pelajaran : BAHASA INGGRIS

Kelas/Semester : XI IPA1 / 1

Pertemuan Ke- : 3-4

Alokasi Waktu : 2 x 45'

Standar Kompetensi :

Berbicara

3. Mengungkapkan makna dalam teks percakapan transaksional dan interpersonal resmi dan berlanjut (sustained) dalam konteks kehidupan sehari-hari.

Kompetensi Dasar

3. 2 Mengungkapkan makna dalam percakapan transaksional (to get things done) dan interpersonal (bersosialisasi) resmi dan berlanjut (sustained) dengan menggunakan ragam bahasa lisan secara akurat, lancar dan berterima dalam konteks kehidupan sehari-hari dan melibatkan tindak tutur : menyatakan puas dan menyatakan tidak puas.

Indikator

- Menggunakan tindak tutur menyatakan puas dan tidak puas dalam kalimat.
- Menggunakan tindak tutur menyatakan puas dan tidak puas dalam percakapan.

I. TUJUAN PEMBELAJARAN

Pada akhir pelajaran, siswa diharapkan dapat:

- Menggunakan tindak tutur menyatakan puas dan tidak puas dalam kalimat.
- Menggunakan tindak tutur menyatakan puas dan tidak puas dalam percakapan

II. MATERI POKOK

- **Menyatakan puas**

Example: a. Yes, I agree with you.

b. I' sure you are right.

c. That's right (quite true).

d. I think so too.

e. I absolute agree.

f. That's exactly what I think.

g. Yes, I suppose so.

h. I don't have any objections.

- **Menyatakan tidak puas**

➤ Pernyataan tidak puas secara sopan

Example: a. I see your point, but....

- b. Yes, may be that....
- c. I don't entirely agree with....
- d. You may be right, but....
- e. Do you think so?
- f. I see what you mean, but....
- g. To some extent, yes but....
- h. I don't think so.
- i. I don't agree with you.
- j. I'm not sure I agree with you.
- k. I don't like the idea.

➤ Pernyataan tidak puas secara tidak sopan.

- a. We will never agree.
- b. Not at all/ not really.
- c. I disagree.
- d. I think that's nonsense.

III. METODE PEMBELAJARAN

- Ceramah
- Role play

IV. LANGKAH-LANGKAH PEMBELAJARAN

4.1. Kegiatan Awal

- a. Berdoa
- b. Apersepsi dan motivasi

4.2. Kegiatan Inti (Eksplorasi)

- a. Meminta siswa secara berkelompok untuk membuat percakapan yang berisi tentang menyatakan puas dan tidak puas.
- b. Meminta siswa bermain peran

4.3. Kegiatan akhir

- a. Guru memberi penguatan pada materi
- b. Penilaian
Tugas dan performance

V. SUMBER, ALAT DAN MEDIA PEMBELAJARAN

5. 1 Sumber belajar: Look Ahead An English Course for Senior High School Students Year XI.

5. 2 Media: motion card

Sungguminasa, 26 Agustus

2009

Mengetahui:
Dosen Pembimbing

Mengetahui:
Guru Pamong

Erwin Hafid. Lc.,M.Th.I.,M.Ed.
Salam
NIP. 19740912 200003 1 002
197803 2 001

Hj. Salma

NIP. 19510914

RENCANA PELAKSANAAN PEMBELAJARAN
MATA PELAJARAN BAHASA INGGRIS
KELAS/PROGRAM: XI/IA-IS
SEMESTER GANJIL
TAHUN PELAJARAN: 2008-2009

Mata Pelajaran : BAHASA INGGRIS
 Kelas/Semester : XI IPA2 / 1
 Pertemuan Ke- : 1-2
 Alokasi Waktu : 2 x 45'

Standar Kompetensi :

Berbicara

3. Mengungkapkan makna dalam teks percakapan transaksional dan interpersonal resmi dan berlanjut (sustained) dalam konteks kehidupan sehari-hari.

Kompetensi Dasar

3. 2 Mengungkapkan makna dalam percakapan transaksional (to get things done) dan interpersonal (bersosialisasi) resmi dan berlanjut (sustained) dengan menggunakan ragam bahasa lisan secara akurat, lancar dan berterima dalam konteks kehidupan sehari-hari dan melibatkan tindak tutur : menyampaikan pendapat, meminta pendapat, menyatakan puas dan menyatakan tidak puas.

Indikator

- Mendeskripsikan gambar
- Merespon pendeskripsian gambar

VI. TUJUAN PEMBELAJARAN

Pada akhir pelajaran, siswa diharapkan dapat:

- Mendeskripsikan gambar
- Merespon pendeskripsian gambar

VII. MATERI POKOK

- **Mengungkapkan pendapat**

Example: a. I think that....

b. According to....

- **Meminta pendapat**

Example: a. What do you think about it?

b. Could you explain about it?

c. Could you tell me about?

VIII. METODE PEMBELAJARAN

- Diskusi
- Demonstrasi

IX. LANGKAH-LANGKAH PEMBELAJARAN

9.1 Kegiatan Awal

- d. Berdoa
- e. Perkenalan
- f. Apersepsi dan motivasi

9.2 Kegiatan Inti (Eksplorasi)

- e. Menjelaskan materi
- f. Membagikan gambar
- g. Meminta siswa secara berkelompok untuk mendeskripsikan gambar masing-masing.
- h. Meminta perwakilan dari tiap-tiap kelompok untuk mendemonstrasikan kesimpulan diskusinya.

9.3 Kegiatan akhir

- d. Guru memberi penguatan pada materi
- e. Penilaian
Performance
- f. Penugasan
Menugaskan siswa untuk menulis arti kata-kata sulit yang mereka temukan.

X. SUMBER, ALAT DAN MEDIA PEMBELAJARAN

5. 1 Sumber belajar: a. Look Ahead An English Course for Senior High School students Year XI.

b. Understanding English Meeting

5. 2 Media: gambar

Sungguminasa, 28 September 2009

Mengetahui:
Dosen Pembimbing

Mengetahui:
Guru Pamong

Erwin Hafid. Lc.,M.Th.I.,M.Ed.
Salam
NIP. 19740912 200003 1 002
197803 2 001

Hj. Salma
NIP. 19510914

**RENCANA PELAKSANAAN PEMBELAJARAN
MATA PELAJARAN BAHASA INGGRIS
KELAS/PROGRAM: XI/IA-IS
SEMESTER GANJIL
TAHUN PELAJARAN: 2008-2009**

Mata Pelajaran : BAHASA INGGRIS
Kelas/Semester : XI IPA2 / 1
Pertemuan Ke- : 3-4
Alokasi Waktu : 2 x 45'

Standar Kompetensi :

Berbicara

3. Mengungkapkan makna dalam teks percakapan transaksional dan interpersonal resmi dan berlanjut (sustained) dalam konteks kehidupan sehari-hari.

Kompetensi Dasar

3. 2 Mengungkapkan makna dalam percakapan transaksional (to get things done) dan interpersonal (bersosialisasi) resmi dan berlanjut (sustained) dengan menggunakan ragam bahasa lisan secara akurat, lancar dan berterima dalam konteks kehidupan sehari-hari dan melibatkan tindak tutur : menyatakan puas dan menyatakan tidak puas.

Indikator

- Menggunakan tindak tutur menyatakan puas dan tidak puas dalam kalimat.
- Menggunakan tindak tutur menyatakan puas dan tidak puas dalam percakapan.

III. TUJUAN PEMBELAJARAN

Pada akhir pelajaran, siswa diharapkan dapat:

- Menggunakan tindak tutur menyatakan puas dan tidak puas dalam kalimat.
- Menggunakan tindak tutur menyatakan puas dan tidak puas dalam percakapan

IV. MATERI POKOK

- **Menyatakan puas**

Example: a. Yes, I agree with you.

- b. I' sure you are right.
- c. That's right (quite true).
- d. I think so too.
- e. I absolute agree.
- f. That's exactly what I think.
- g. Yes, I suppose so.
- h. I don't have any objections.

- **Menyatakan tidak puas**

➤ Pernyataan tidak puas secara sopan

Example: a. I see your point, but....

- b. Yes, may be that....
- c. I don't entirely agree with....
- d. You may be right, but....
- e. Do you think so?
- f. I see what you mean, but....
- g. To some extent, yes but....
- h. I don't think so.
- i. I don't agree with you.
- j. I'm not sure I agree with you.
- k. I don't like the idea.

➤ Pernyataan tidak puas secara tidak sopan.

- e. We will never agree.
- f. Not at all/ not really.
- g. I disagree.
- h. I think that's nonsense.

VI. METODE PEMBELAJARAN

- Ceramah
- Role play

VII. LANGKAH-LANGKAH PEMBELAJARAN

7.1. Kegiatan Awal

- c. Berdoa
- d. Apersepsi dan motivasi

7.2. Kegiatan Inti (Eksplorasi)

- c. Meminta siswa secara berkelompok untuk membuat percakapan yang berisi tentang menyatakan puas dan tidak puas.
- d. Meminta siswa bermain peran

7.3. Kegiatan akhir

- c. Guru memberi penguatan pada materi
- d. Penilaian
Tugas dan performance

VIII. SUMBER, ALAT DAN MEDIA PEMBELAJARAN

5. 1 Sumber belajar: Look Ahead An English Course for Senior High School Students Year XI.

5. 2 Media: motion card

Sungguminasa, 3 Oktober 2009

Mengetahui:
Dosen Pembimbing

Mengetahui:
Guru Pamong

Erwin Hafid. Lc.,M.Th.I.,M.Ed.

Salam

NIP. 19740912 200003 1 002
197803 2 001

Hj. Salma

NIP. 19510914

RENCANA PELAKSANAAN PEMBELAJARAN
MATA PELAJARAN BAHASA INGGRIS
KELAS/PROGRAM: XI/IA-IS
SEMESTER GANJIL
TAHUN PELAJARAN: 2008-2009

Mata Pelajaran : BAHASA INGGRIS
 Kelas/Semester : XI IPA2 / 1
 Pertemuan Ke- : 3-4
 Alokasi Waktu : 2 x 45'

Standar Kompetensi :

Berbicara

3. Mengungkapkan makna dalam teks percakapan transaksional dan interpersonal resmi dan berlanjut (sustained) dalam konteks kehidupan sehari-hari.

Kompetensi Dasar

3. 2 Mengungkapkan makna dalam percakapan transaksional (to get things done) dan interpersonal (bersosialisasi) resmi dan berlanjut (sustained) dengan menggunakan ragam bahasa lisan secara akurat, lancar dan berterima dalam konteks kehidupan sehari-hari dan melibatkan tindak tutur : menyatakan puas dan menyatakan tidak puas.

Indikator

- Menggunakan tindak tutur menyatakan puas dan tidak puas dalam kalimat.
- Menggunakan tindak tutur menyatakan puas dan tidak puas dalam percakapan.

V. TUJUAN PEMBELAJARAN

Pada akhir pelajaran, siswa diharapkan dapat:

- Menggunakan tindak tutur menyatakan puas dan tidak puas dalam kalimat.

- Menggunakan tindak tutur menyatakan puas dan tidak puas dalam percakapan

VI. MATERI POKOK

- **Menyatakan puas**

Example: a. Yes, I agree with you.

- b. I' sure you are right.
- c. That's right (quite true).
- d. I think so too.
- e. I absolute agree.
- f. That's exactly what I think.
- g. Yes, I suppose so.
- h. I don't have any objections.

- **Menyatakan tidak puas**

➤ Pernyataan tidak puas secara sopan

Example: a. I see your point, but....

- b. Yes, may be that....
- c. I don't entirely agree with....
- d. You may be right, but....
- e. Do you think so?
- f. I see what you mean, but....
- g. To some extent, yes but....
- h. I don't think so.
- i. I don't agree with you.
- j. I'm not sure I agree with you.
- k. I don't like the idea.

➤ Pernyataan tidak puas secara tidak sopan.

- i. We will never agree.
- j. Not at all/ not really.
- k. I disagree.
- l. I think that's nonsense.

IX. METODE PEMBELAJARAN

- Ceramah
- Role play

X. LANGKAH-LANGKAH PEMBELAJARAN

10.1. Kegiatan Awal

- e. Berdoa
- f. Apersepsi dan motivasi

10.2. Kegiatan Inti (Eksplorasi)

- e. Meminta siswa secara berkelompok untuk membuat percakapan yang berisi tentang menyatakan puas dan tidak puas.
- f. Meminta siswa bermain peran

10.3. Kegiatan akhir

- e. Guru memberi penguatan pada materi
- f. Penilaian
Tugas dan performance

XI. SUMBER, ALAT DAN MEDIA PEMBELAJARAN

5. 1 Sumber belajar: Look Ahead An English Course for Senior High School Students Year XI.

5. 2 Media: motion card

Sungguminasa, 3 Oktober 2009

Mengetahui:
Dosen Pembimbing

Mengetahui:
Guru Pamong

Erwin Hafid. Lc.,M.Th.I.,M.Ed.
Salam
NIP. 19740912 200003 1 002
197803 2 001

Hj. Salma
NIP. 19510914

MATA PELAJARAN BAHASA INGGRIS
KELAS/PROGRAM: XI/IA-IS
SEMESTER GANJIL
TAHUN PELAJARAN: 2008-2009

Mata Pelajaran : BAHASA INGGRIS

Kelas/Semester : XI IPA1 / 1

Pertemuan Ke- : 9-10

Alokasi Waktu : 2 x 45'

Standar Kompetensi :

Berbicara

4. Mengungkapkan makna dalam teks fungsional pendek dan monolog yang berbentuk report.

Kompetensi Dasar

4.1. mengungkapkan makna dalam teks monolog dengan menggunakan ragam bahasa lisan secara akurat lancar dan berterima dalam konteks kehidupan sehari-hari yang berbentuk report.

Indikator

- Menyampaikan monolog berbentuk report.

I. TUJUAN PEMBELAJARAN

Pada akhir pelajaran, siswa diharapkan dapat:

- Menyampaikan monolog berbentuk report

II. MATERI POKOK

- Teks lisan berbentuk report

III. METODE PEMBELAJARAN

- Ceramah dan diskusi

IV. LANGKAH-LANGKAH PEMBELAJARAN

4.1. Kegiatan Awal

- a. Apersepsi dan motifasi

4.2. Kegiatan Inti

- a. menjelaskan materi
- b. meminta siswa menceritakan pengalamannya pada bulan ramadhan dalam bentuk report.

4.3.Kegiatan Akhir

- a. Refleksi
- b. Penilaian
Performance
- c. Penugasan

Menugaskan siswa mencari bacaan yang berbentuk repor di internet

V. SUMBER, ALAT DAN MEDIA PEMBELAJARAN

5.1. Sumber belajar: *Look Ahead An English Course for Senior High School Year XI*

5.2. Alat: -

Sungguminasa, 7 Oktober 2009

Mengetahui:
Dosen Pembimbing

Mengetahui:
Guru Pamong

Erwin Hafid. Lc.,M.Th.I.,M.Ed.
NIP. 19740912 200003 1 002

Hj. Salma Salam
NIP. 19510914 197803 2 001

CURRICULUM VITAE



The researcher, Nur Mayanti, was born on July 22nd, 1988 in Lembangia Kab. Kepulauan Selayar, South Sulawesi. She is the only child of her parents; Mahmuddin and Nur Haeda (Alm).

In 1994, She started her education in SD Inpres Ballabulo Kec. Bontosikuyu Kab. Kepulauan Selayar and graduated in 2000. She continued her study in SLTP Neg. 1 Bontosikuyu Kab. Kepulauan Selayar and graduated in 2003. And then She continued her study in SMAN I Bontosikuyu Pariangan Selatan Kec. Bontosikuyu Kab. Kepulauan Selayar and graduated in 2006. In the same year She was accepted as a student in English Education Department, Tarbiyah and Teaching Training Faculty, State Islamic University of Alauddin Makassar.