


**THE USE OF RECIPROCAL TEACHING AND PICTURE MEDIA
IN IMPROVING THE FIRST GRADE STUDENTS'
VOCABULARY AT MTS MADANI
ALAUDDIN PAO-PAO.**



A Thesis

Submitted in Partial Fulfillment of the Requirements for the Degree of
Sarjana Pendidikan in English Education Department of
Tarbiyah and Teaching Science Faculty of
UIN Alauddin Makassar

By
M. NUR ARASYILAS'AD
Reg. No. 20400113040

UNIVERSITAS ISLAM NEGERI
ALAUDDIN
MAKASSAR

**ENGLISH EDUCATION DEPARTMENT
TARBIYAH AND TEACHING SCIENCE FACULTY
UIN ALAUDDIN MAKASSAR
2018**

PERNYATAAN KEASLIAN SKRIPSI

Mahasiswa yang bertanda tangan di bawah ini:

Nama : M. Nur Arasyil As'ad

NIM : 20400113040

Tempat/Tgl. Lahir : Ujungpandang, 13 November 1995

Jurusan : Pendidikan Bahasa Inggris

Fakultas : Tarbiyah dan Keguruan

Alamat : BTN Pao-Pao Permai E4/23 Jl. Tun Abd Razak I

Judul : *The Use of Reciprocal Teaching and Picture Media in Improving the First Grade Students' Vocabulary at MTs Madani Alauddin Pao-Pao.*

Menyatakan dengan sesungguhnya dan penuh kesadaran bahwa skripsi ini benar adalah hasil karya sendiri. Jika di kemudian hari terbukti bahwa skripsi ini merupakan duplikat, tiruan, plagiat, atau dibuat oleh orang lain, sebagian atau seluruhnya, maka skripsi dan gelar yang diperoleh karenanya batal demi hukum.

Makassar,

Penyusun,

M. NUR ARASYIL AS'AD

NIM. 20400113040

PERSETUJUAN PEMBIMBING

Pembimbing penulisan skripsi saudara **M. NUR ARASYIL AS'AD**, NIM: 20400113040 mahasiswa Jurusan Pendidikan Bahasa Inggris pada Fakultas Tarbiyah dan Keguruan UIN Alauddin Makassar, setelah meneliti dan mengoreksi secara seksama skripsi yang bersangkutan dengan judul "*The Use of Reciprocal Teaching and Picture Media in Improving the First Grade Students' Vocabulary at MTs Madani Alauddin Pao-Pao*" memandang bahwa skripsi tersebut telah memenuhi syarat-syarat ilmiah dan dapat disetujui ke sidang munaqasyah.

Makassar, 20 Maret 2018

Pembimbing I



Dr. Kamsinah, M.Pd.I
NIP.19680328 199603 2 002

Pembimbing II



Sitti Nurpahmi, S.Pd., M.Pd.
NIP. 19740308 200901 2 003

PENGESAHAN SKRIPSI

Skrripsi yang berjudul *"The Use of Reciprocal Teaching and Picture Media in Improving the First Grade Students' Vocabulary at MTs Madani Alauddin Pao-Pao"*, yang disusun oleh M. Nur Arasyil As'ad, NIM: 20400113040, mahasiswa Jurusan Pendidikan Bahasa Inggris pada Fakultas Tarbiyah dan Keguruan UIN Alauddin Makassar, telah diujikan dan dipertahankan dalam sidang munaqasyah yang diselenggarakan pada hari **Senin**, tanggal **26 Maret 2018** yang bertepatan dengan tanggal **9 Rajab 1439 H** dan dinyatakan telah dapat diterima sebagai salah satu syarat untuk memperoleh gelar Sarjana Pendidikan (S.Pd) pada Fakultas Tarbiyah dan Keguruan, Jurusan Pendidikan Bahasa Inggris dengan beberapa perbaikan.

Samata – Gowa, 26 Maret 2018 M
9 Rajab 1439 H

DEWAN PENGUJI

(SK. Dekan No. 661 Tertanggal 22 Maret Tahun 2018)

Ketua : Dr. Misykat Malik Ibrahim, M.Si.

Sekretaris : Sitti Nurpahmi, S.Pd., M.Pd.

Munaqisy I : Dr. H. Abd Muis Said, M.Ed.

Munaqisy II : Dra. Hj. St. Azisah, M.Ed.St., Ph.D.

Pembimbing I : Dr. Kamsinah, M.Pd.I.

Pembimbing II: Sitti Nurpahmi, S.Pd., M.Pd.


Diketahui oleh:

Dekan Fakultas Tarbiyah dan Keguruan
UIN Alauddin Makassar, //

Dr. H. Muhammad Amri, Lc., M.Ag.

NIP. 19730120 200312 1 001

ACKNOWLEDGEMENTS



First of all, the researcher would like to thank Almighty God Allah SWT the only provider, the most merciful who grants him guidance, inspiration and good health all the time to conduct the writing of this thesis. Also Shalawat and Salam are conveyed to our great prophet Muhammad SAW who has brought us from the darkness to the lightness.

Having accomplished this thesis, he would like to acknowledge his deepest thanks and appreciation to the following individuals who have involved in completing this thesis for the valuable contribution, suggestion, advice, supporting and guidance for his to finish this thesis:

1. The researcher beloved father **Muh Idris, S.E., M.M.** His lovely mother **Lenny Agustina S.E** who have given much love, motivation, supporting, praying, moral and financial support for all the time for his success. And also for his beloved brothers **Restu Afriady Idris S.E, Muh Khabir, Ahmad Junaidul** and **Muh Nabil Marzuq** and also for his sister **Sri Reski Wahyuni** and **Indah Auliani Idris** for their greatest motivation to finish his study immediately.
2. **Prof. Dr. H. Musafir Pababbari, M.Si.** as the Rector of State Islamic University Alauddin Makassar.

3. **Dr. H. Muhammad Amri, Lc., M.Ag.** as the Dean of Tarbiyah and Teaching Science Faculty of Alauddin State Islamic University of Makassar.
4. **Dr. Kamsinah, M.Pd.I.** and **Sitti Nurpahmi, S.Pd., M.Pd.** as the Head and the Secretary of English Education Department, Tarbiyah and Teaching Science Faculty of Alauddin State Islamic University of Makassar and all of the staffs.
5. The researcher's consultants, **Dr. Kamsinah, M.Pd.I.** and **Sitti Nurpahmi, S.Pd., M.Pd.** who have helped, guided, and supported the researcher during the writing of this thesis.
6. To all lecturers and administrative staff of Tarbiyah and Teaching Science Faculty of Alauddin State Islamic University of Makassar.
7. **Abd. Rajab, S.Ag., M.TH.I** as the Head of MTs Madani Alauddin Pao-Pao
8. To all teachers and administrative staff of MTs Madani Alauddin Pao-Pao
9. The First Grade Students of MTs Madani Alauddin Pao-pao class VII C in take 2016-2017 who gave their time to participate in his research
10. His beloved **family of English education department group 1,2 (Academic year 2013)** who gave his much love and motivation.

Makassar,

The researcher,

M. NUR ARASYIL AS'AD
NIM: 20400113040


TABLE OF CONTENTS

	Pages
COVER PAGE	i
PERNYATAAN KEASLIAN SKRIPSI.....	ii
PENGESAHAN SKRIPSI.....	iii
PERSETUJUAN PEMBIMBING	iv
ACKNOWLEDGEMENTS	v
TABLE OF CONTENTS	vii
LIST OF TABLES.....	ix
LIST OF FIGURES	x
LIST OF APPENDICES	xi
ABSTRACT.....	xii
 CHAPTER I INTRODUCTION	 1
A. Background	1
B. Research Problem	4
C. Research Objective	4
D. Research Significance	4
E. Research Scope	5
F. Operational Definition of Terms	5
 CHAPTER II REVIEW OF RELATED LITERATURES	 7
A. Review of Relevant Research Findings	7
B. Some Pertinent Ideas	8
1. Definition of Vocabulary	8
2. Kind of Vocabulary.....	9
3. The Importance of Teaching Vocabulary.....	15
4. The Technique of Teaching Vocabulary.....	16
5. Definition of Reciprocal Teaching.....	17
6. Strategy of Reciprocal Teaching.....	18
7. The Importance of Reciprocal Teaching Strategy	20
8. Advantages of Reciprocal Teaching.....	20
9. Disadvantages of Reciprocal Teaching	21
10. Definition of Picture Media.....	21
11. Kind of Picture Media.....	22
12. Advantages of Picture Media	22
13. Disadvantages of Picture Media.....	23
C. Theoretical Framework	23
D. Hypothesis	24

CHAPTER III RESEARCH METHOD	25
A. Research Method	25
B. Research Variable	26
C. Population and Sample	26
1. Population	26
2. Sample	26
D. Research Instrument	27
E. Data Collecting Procedure	27
F. Data Analysis Technique	30
CHAPTER IV FINDINGS AND DISCUSSION	32
A. Findings.....	32
1. Classification of Students' Pre-test Scores in Experimental class	32
2. Classification of Students' Post-test Scores of Reciprocal Teaching and Picture Media in Experimental class.....	33
3. Mean Score and Standard Deviation of Reciprocal Teaching and Picture Media of Experimental Class.....	36
4. Test of Significance.....	37
B. Discussion	37
CHAPTER V CONCLUSIONS AND SUGGESTIONS	40
A. Conclusions	40
B. Suggestions	41
BIBLIOGRAPHY	
APPENDICES	
CURRICULUM VITAE	

LIST OF TABLES

Table 4.1:	The distribution of frequency and percentage score of experimental class in pre-test.....	31
Table4.2:	The distribution of frequency and percentage score experimental class of Reciprocal Teaching in pos-test.....	32
Table 4.3:	The distribution of frequency and percentage score experimental class of Picture Media in post-test.....	33
Table 4.4:	The Mean Score and Standard Deviation of Experimental Class.....	35
Table 4.5:	Distribution the value of t-test and t-table.....	35




LIST OF FIGURES

Figure 2.1:	Theoretical Framework.....	23
-------------	----------------------------	----



LIST OF APPENDICES

Appendix 1:	RRP	45
Appendix 2:	Research Instrument Pre-test.....	56
Appendix 3:	Research Instrument Post-test.....	59
Appendix 4:	The Score of the students' Pre-test and Post-test in Exprimental Class	60
Appendix 5:	Documentation	61



ABSTRACT

Name : M. Nur Arasyil As'ad
Reg. Number : 20400113040
Department/Faculty : English Education/Tarbiyah and Teaching Science
Thesis Title : *The Use of Reciprocal Teaching and Picture Media in Improving the First Grade Students' Vocabulary at MTs Madani Alauddin Pao-Pao.*
Consultant I : Dr. Kamsinah, M.Pd.I
Consultant II : Sitti Nurpahmi, S.Pd., M.Pd.

The main objective of this study is to know the effectiveness of the use of reciprocal teaching and picture media in improving the first grade students' vocabularies. The main problem of this thesis: "can the use of reciprocal teaching and picture media effective in improving the first grade students' vocabulary"? This research was conducted in the first grade of MTs Madani Alauddin Pao-Pao in academic year 2017/2018.

This research employed pre-experimental design with one group pre-test and one group post-test. There were two variables in this research; they were two independent variables and one dependent variable. The independent variables were reciprocal teaching and picture media. The dependent variable was students' vocabulary mastery. The population of this research was all students in the seventh grade of MTs Madani Alauddin Pao-Pao. There were 144 students altogether. The researcher applied the purposive sampling technique in which one class was taken as sample. In this case, the researcher chose the class VII/C as the experimental class. This class was chosen as sample because the criteria of the students in the class was really fit with the research that will be done. The total numbers of samples are 36 students. The instrument in this research was English vocabulary test. The vocabulary test was used in both pre-test and post-test.

Both the data indicated that there was a significant difference between students' vocabulary score in pre-test and post-test. The mean score of reciprocal teaching for pre-test was classified as a poor and the mean score of post-test was classified as good. Then, the mean score of picture media for pre-test was classified as a poor and the mean score of post-test was classified as excellent. From t-test, the researcher found that the value of t-test (0.05) was greater than t-table (0.02) because the t-test 0.05 is higher than t-table, 0.02 ($0.05 > 0.02$). Therefore, the researcher suggested that using reciprocal teaching and picture media is effective in teaching students' vocabulary.

CHAPTER I

INTRODUCTION

This chapter dealt with research background, research problems, research objectives, research significances, research scope, and operational definition of terms.

A. *Bacground*

The important of learning vocabulary is stated in Qur'an Surah Al-Baqarah verse 31:



وَعَلَّمَ آدَمَ الْأَسْمَاءَ كُلَّهَا ثُمَّ عَرَضَهُمْ عَلَى الْمَلَائِكَةِ فَقَالَ
أَنْبِئُونِي بِأَسْمَاءِ هَؤُلَاءِ إِنْ كُنْتُمْ صَادِقِينَ ﴿٣١﴾

In Surah Al-Baqarah it can be concluded that language learning can begin with vocabulary learning. Vocabulary learning will be able developing students' vocabulary, especially in English. Mastery of Vocabulary in English both spoken and written will develop language skills other English.

According to Scott Thornbury (2002) said that "How important is vocabulary? Without grammar very little can be conveyed, without vocabulary nothing can be conveyed. How important vocabulary? Without the knowledge of vocabulary very few of which can be delivered, without vocabulary nothing can be delivered".

Vocabulary is knowledge about words and word meanings. Vocabulary is also an importance aspect in teaching language. Harmon, Wood, & Keser (2009) states that learners Vocabulary development is an important aspect of their

language development. Vocabulary has an importance role in teaching English. When the students have limited Vocabulary, the students will get difficulties to understanding the words and word meanings in learning English. In another words, the first thing that students need to learn to be master for language in learning English is learning Vocabulary.

To know English words and word meanings, the students' must know how to apply the words in the English sentence. According to Gardener (2009) states that Vocabulary is not only confined to the meaning of words but also includes how Vocabulary in a language is structured: how people use and store words and how they learn words and the relationship between words, phrases, categories of words and phrases. It means that teaching Vocabulary is not only teach the meaning of the words but teach how the role of the word works in sentence, because some words in English have multiple meanings. Consequently, the learners get confuse and get difficult to understand the words and word meanings in the sentence in learning English.

Many problems that can be found in teaching English in the class. For example, the lack of the students' motivation and interest. The laziness of the students to memorizing new words and the word meanings. The poor of professional competence of the English teacher in designing the technique and strategies during the process of learning English in the class. And the teacher also need to find out the solution to make the students more motivate and interest to learning English.

Based on the problem above, the teachers should to find out the effective strategy to make the students more attractive to learning English. In teaching English, there are many strategies that the teacher can be applied in the classroom. Such as, Reciprocal Teaching and Picture Media.

Reciprocal Teaching is learning strategies to improve reading comprehension. First developed by Palincsar (1984), this method is intended to encourage students to develop their reading skills and learning effectively, such as summarizing, questioning, clarifying, predicting, and responding what the students read. Students use these strategies, either in pairs or in small groups. Reciprocal teaching learning material can be applied to learning material fiction, non-fiction, prose or poetry.

In another hand, Picture Media has an importance role for several reasons. One of them can help the teacher in managing their teaching process and using class time wisely. Arief S Sadiman (2007) stated that Picture Media is an image relating to the subject matter that purpose to transfer the knowledge. In addition Picture Media as a tool that can be used as a message distributor to stimulate students' thoughts, feelings, and willingness to learn.

In relation to the explanation above, the researcher is interested in conducting a research entitle ***“The Use of Reciprocal Teaching and Picture Media in Improving the First Grade Students’ Vocabularies at MTs Madani Alauddin Pao-Pao”***.

B. Research Problem

Based on the previous statements, the researches formulates problem statement as follow: “*Can The Use of Reciprocal Teaching and Picture Media Effective in Improving the First Grade Students’ Vocabularies at MTs Madani Alauddin Pao-Pao*” ?

C. Research Objective

This study has one specific objective is: “To know the Use of Reciprocal Teaching and Picture Media Effective in Improving the First Grade Students’ Vocabularies at MTs Madani Alauddin Pao-Pao”.

D. Research Significance

1. Theoretical significance

The research gave some useful information about how the students can improve their vocabulary mastery by using reciprocal teaching. This research was expected to be used as a reference for other researcher to conduct a research in English teaching-learning process. Hopefully, the result of this study was useful for students, teachers, and all of the readers.

2. Practical significance

a. For students

The researches was expected to help the students to develop a new strategy to improve their Vocabulary and can motivate them in order to be more interested in learning English words.

b. For Teachers

The researcher hope that this research can help the teacher and contribute them to teach vocabulary in order the students' vocabulary can be achieve. It is also expected to be useful for English teachers to provide an alternative solution to solve the problems in teaching Vocabulary.

c. For the next researchers

It was expected to give meaningful information and to give a motivation for the next researcher to create another research about strategy in teaching vocabulary.

E. *Research Scope*

The scope of this research focused on reciprocal teaching and picture media to teach students' vocabulary at the first grade of MTs Madani Alauddin Pao-pao. The researcher focused on the students' Vocabulary mastery of noun especially common noun.

F. *Operational Definition of Terms*

There are some definition of this study, as follow:

Vocabulary is the number of words to make up a sentence in a language. It is also one of the language components which should be mastered by English learners. Noun is a word that refers to a person, a place or a thing, a quality or an activity. Classified by meaning, noun consist of common noun, proper noun, abstract noun, concrete noun, and collective noun. Common noun is name anything of a person, place, a class or thing (e.g. book, pencil, bag, boy, cat, etc).

Reciprocal Teaching is a strategy that asks students and teachers to share the role of teacher by allowing both to lead the discussion about a given reading.

Reciprocal Teaching involves four strategies that guide the discussion: predicting, question generating, summarizing and clarifying.

Picture Media is a visual media that can be seen only or picture media is anything that can be realized visually into 2 (two) dimensions as outpouring or various thoughts such as: portrait, slide, painting, film, strip, opaque projector and so on.



CHAPTER II

REVIEW OF RELATED LITERATURE

This chapter was divided into four main sections, namely review of related research finding, pertinent ideas, theoretical framework, and hypothesis.

A. *Review of Related Research Findings*

In this research, there are some reviews of related research finding from the previous researcher, as follows:

Mohammad Reza Ahmadi (2012) in his research, "*Improving Vocabulary Learning in Foreign Language Learning through Reciprocal Teaching Strategy*". The researcher found on his study that based on reciprocal teaching strategy effects on vocabulary learning improvement, indicated that reciprocal teaching has a strong effect on the vocabulary learning improvement through reading comprehension and metacognitive reading strategies of students.

Ammatunnur Siddiqa, Amrin Saragih (2012) in their research: "*Improving the Students' Vocabulary Achievement by Using Pictures*". Concludes that using picture motivate learners to know vocabulary. Therefore it is effective in teaching vocabulary. And the result of this teaching analysis, the writer expects that it will be use full for the teachers English and students in learning and teaching process especially in learning English.

The writer concludes that there are many various method, strategy and technique that the previous researchers have been used to teach English to improve students' Vocabulary mastery. But for this research, the writer use a different strategy and technique to teach Vocabulary for the students that is

Reciprocal teaching and Picture Media to improve students' Vocabulary especially common noun.

B. *Some Pertinent Ideas*

a. Vocabulary

1. Definition of Vocabulary

Neuman & Dwyer, (2009) Vocabulary can be defined as " words we must know to communicate effectively; words in speaking (expressive Vocabulary) and words in Listening (receptive Vocabulary)".

Hornby (1995) defines Vocabulary as "the total number of words in a language; Vocabulary is a list of words with their meanings".

While Ur (1998) states: "Vocabulary can be defined, roughly, as the words we teach in the foreign language. However, a new item of Vocabulary may be more than just a single word; for example, post office, and mother-in-law, which are made up of two or three words but express a single idea. A useful convention is to cover all such cases by talking about Vocabulary "items" rather than "words".

In addition, Burns (1972) defines vocabulary as" the stock of words which is used by a person, class or profession. According to Zimmerman cited in Coady and Huckin (1998)‘ vocabulary is central to language and of critical importance to the typical language learning. Furthermore, Diamond and Gutlohn (2006) in www.readingrockets.org/article state that Vocabulary is the knowledge of words and word meanings.”

From the definitions above, it can be concluded that Vocabulary is the total number of words that are needed to communicate ideas and express the speakers' meaning. That is the reason why it is important to learn Vocabulary.

2. Kind of Vocabulary

Learning the meaning of words plays important roles in learning language. Learning vocabulary is the most essential and otherwise the learning of target language will never be able to use communicatively. Thornbury (2002) states that there are several kinds of general words classes; noun, verb, adjective, adverb, determiner, pronoun, preposition, conjunction, and interjection.

a) Noun

Noun is one element of the part of speech whose important role is in addition to the verb in constructing a sentence. We are no stranger to Noun (noun), according to Barbara Dykes (22: 2007), the word "Noun" comes from the Latin, "nomen" meaning "name". The noun is the name of an object. Anything in the world that has a name, good to feel (see, soy, touch, hear, kiss) or not. Nouns come in the varieties; common noun, proper noun, compound noun, collective noun, abstrak noun, concrete noun, countable noun, and uncountable noun.

1. Common noun : name anything of a person, place, a class or thing (e.g. book, pencil, bag, boy, glass, etc).
2. Proper noun : name spesific person, place or thing (e.g. Edward, England, Indonesia, etc).
3. Compound nouns are two or more nouns that function as a single unit. A compound noun can be two individual words, word joined by a hyphen or

two words combined (e.g. individual words; time capsule hyphenated words; great uncle, combined words football, book shop, etc).

4. Collective nouns : name groups of people or thing (e.g. family, audience, herd, crowd, etc).
5. Abstract nouns are anything that cannot be touched, seen, smelled, or perceived by the sense (e.g. beauty, sadness, happiness, difficult, easy, etc).
6. Concrete nouns is anything that we can see, touch, smell, or perceive by the sense (e.g. flower, book, pen, mountain, etc).
7. Countable nouns is anything that can be counted (e.g. book, apple, cat, dog etc).
8. Uncountable nouns is anything that cannot count (e.g. Sugar, water, milk, tea, sand, etc).

b) Adjective

Adjective is a word giving information about noun and pronoun. An adjective usually appears before the noun it describes. Moreover, Sargeant in Yuliawati (2013: 13) states that something several adjective are used to describe a single noun or pronoun. They are the colour, commentator of language and the words that give your writing and speech flavor or tell us something about noun (e.g. black, beautiful, diligent, smart, humble, etc). When we use two or more adjectives, the usual order is : size, quality, colour, origin, substance. For example : a small black plastic box. In that sentence the word small refers to the size, the word black refers to colour, and the word plastic refers to the substance.

c) Verb

Marcella Frank (1972) states that verb is the most complex parts of speech. Verbs are words that name an action or describe a state of being. Verbs are seriously important, because there is no way to have a sentence without them.

There are several kind of verb, such as :

1. Transitive verb is a verb that needs on object (e.g. she writes a poetry, he drive a car, etc).
2. Intransitive verb is a verb that does not need on object (e.g. read, sweep, dance, slips, etc).
3. Auxiliary verb is a verb that helps another verb or the principle verb to express action or condition or state of being (e.g. am, is, are, do, does, etc).

d) Adverb

Adverb is a word that adds information to a verb, an adjective, a phrase, or another adverb e.g. He runs slowly, it is very cool, etc.

1. Adverb of manner. It answers the "how" (e.g. well, hard, happily, quickly, slowly, etc).
2. Adverb of place and direction. This adverb answers the question "where" (e.g. inside, outside, near, left, right, etc).
3. Adverb of time. This answer the question "when" (e.g. now, yet, yesterday, soon, still, etc).
4. Adverb of frequency. This answers the question "how often" (e.g. twice, often, never, usually, etc).

5. Adverb of degree. This adverb answers the question “to what degree” and denote “how much” with respect to adjective or adverb (e.g. almost, quit, rather, too, etc).

In addition, Adverb as one part in the part of speech. Adverb is a word that describes verbs, adjectives, and other words except noun and pronoun. Therefore, to find adverbs connected to verbs and that’s where they mostly are, not always alongside, but still connected, for example : they come here often.

e) Determiner

Determiner is a word or a group of words that specifies, identifies, or quantifies the noun or noun phrase that follows it. Also known as a prenominal modifier. Determiner include article (a, an, the); cardinal numbers (one, two, three ...); ordinal number (first, second, third ...); demonstratives (this, that, these, those); partitives (some of, piece of ...); quantifiers (most, all ...); and possessive determiners (my, yours, his, her, its, our, their).

f) Pronoun

Pronoun is a word that takes the place of noun, noun phrase, or noun clause. Pronoun can function as a subject, object, or complement in a sentence.

Pronoun are classified into following types;

1. Personal pronouns; refers a specific person or object group of things directly. (e.g he, I, she, they, etc). Personal Pronoun describes a person or a thing in following ways;
 - 1st Person; (the person who speaks); e.g. I, we, me, us.
 - 2nd Person; (the person who is spoken to); e.g. you

3rd Person; (a person or a thing which is spoken about); e.g. she, he, they, etc.

2. Possessive pronouns; it describes a close possession to or an ownership of or relationship to a noun (a person or a thing). For example; his, yours, hers, mine, ours, theirs, etc.
3. Reflexive pronouns; it expresses a noun when the subject's action affect (or influences) the subject itself. For example; herself, yourself, himself, ourselves, itself, themselves, etc. Reflexive pronoun always acts an object, not as subject, and it expresses inter-influence between a subject and the object.
4. Reciprocal pronouns; it used if two or more subjects act in a same manner towards each other or one another. For example; one another, each other.
5. Relative pronouns; a word which is used in relation to a noun and modifies (gives more information about) the same noun. For example; which, who, that, whose, etc.
6. Demonstrative pronouns; the pronoun which points to a noun (a thing or things). For example; that, this, those, these, none, neither, etc.

In addition, pronoun as a word or phrase that may substituted for a noun or noun phrase, which one replaced, is known as the pronoun's antecedent. Without pronouns, we'd have to keep on repeating nouns, and that would make our speech and writing repetitive, not to mention cumbersome.

g) Preposition

Preposition is a word that shows the relationship between a noun or pronoun and other word in a sentence. Prepositions are words like in and out, above and below, and to and from.

h) Conjunction

Conjunction is the part of speech that serves to connect words, phrases, clauses, or sentences. There are three types of conjunction; coordinating, subordinating, and correlative conjunction.

1. Coordinating conjunction connect two words or group of words with similar values. For example; for, and, nor, but, or, yet, and so.
2. Subordinating conjunction connect two groups of words by making one into a subordinating clause.
3. Correlative conjunction are always used in pairs. They are similar to coordinating conjunction. For example; both/and, neither/nor, not only/but also.

i) Interjection

An interjection is a short utterance that usually expresses emotion and is capable of standing alone. Interjection are generally considered one of the traditional part of speech. Common interjection in English include oops, ouch, oh, wow, yippe, etc.

3. The importance of teaching Vocabulary

Vocabulary is essentially vital in acquiring the target language of a speaker whether it is the second or foreign language. Leaver, Ehrman &

Shekhtman in Subon (2015: 285) argue that Vocabulary has been claimed as the most important prerequisite in acquiring a language by the Natural Approach teaching practitioners and it has been regarded as the building blocks of language learning. This reveals that it is pertinent for the second and foreign language learners to acquire sufficient Vocabulary knowledge to enable them to acquire their target language. So the teacher should be able to select the most appropriate way and tool to ensure the improvement of the students' Vocabulary ability. Vocabulary is very important in learning language. Therefore, Vocabulary plays the most important role in learning English. Without basic Vocabulary, there is very little we can do. There would not be possible if someone communicate with another people and have some diversity in sounds, pronunciation or in structure because we can accept what the Vocabulary that we used.

Vocabulary is pivotal in the second and foreign language acquisition. This is because Vocabulary covers all the lexical items learners need to know in order to meet their numerous educational needs. (Sedita in Subon, 2015: 285). And Vocabulary items carry out different meaning where language learners can communicate and share idea to other more easliy. It can be summarized that Vocabulary has an important rolein learning foreign language since the mastery of Vocabulary is absolutely needed if one wants to be able to express their ideas and understand other's idea even to speak and write fluently. It can help the language learners in mastering the four skill, such as : Reading, Writing, Speaking, and Listening. We can share the idea and communicate with the other people of different country.

In addition, Wilkins (1972 p. 111-112) States that “While without grammar very little conveyed, without vocabulary nothing can be conveyed. Without an extensive vocabulary and strategy for acquiring new Vocabulary, learners often achieve less than their potential and may be discouraged from making use of language learning opportunities around them such as watching television, reading, using the language in different context, listening to the radio.

4. The technique of Teaching Vocabulary

In teaching vocabulary, there are many techniques of teaching Vocabulary through the compound word, games, graphics, and other contextual clues, each of them has advantages. The technique used by the teachers should enable to facilitate practical experience for learners in requiring the four language skill. Hulstijn in Sharafi-Nejad (2016: 26) state that teachers should teach their students strategies that are potential to the improvement in the knowledge of Vocabulary in addition to teaching specific words.

Foreign language is the ideal subject area for the use of memory technique : the process of learning words is essential matter of association what is initially a meaningless collection of syllables with a word in a language that we understand (O'Dell in Yuliawati, 2013: 26). Traditionally association has been carried out by repetition-saying, the word in one's own language and foreign language time and time again. The whole tedious way acquiring Vocabulary can be used by three good techniques such as : the link word technique used image to link a word in one language with another word in another language, the town language mnemonic is a basic technique that the students should choose a town that he/she

very familiar with should use object within that place, ; the cues to recall the image that link to foreign language and the hundred most common words is point out just 100 words comparing 50% of call word in conversation in a language, if you start learning a foreign language by learning the word which occur most frequently, then your learning will be effective.

In another way, it is stated the considering the problems associated with how importance of teaching Vocabulary and mastery of vocabulary items saticsfactorily by the students' are necessary for English teachers to make better and improve their techniques of teaching Vocabulary because the students will remember new better if presented in a memorable way to start it, we know the Vocabulary is one of major problems encountered by English and foregn language. Chambers & Gregory in Yuliawati (2013: 26) states that teaching is an intergrated and complex that involves strategy, mechanism, technique, invitation, stimuli and several ways arranged by a teacher to help students in learning process and become a better learner, in order to achieve the learning objective.

b. Reciprocal Teaching Method

1. Definition of Reciprocal Teaching

Reciprocal teaching is characterized as a dialogue that takes place between the teacher and students (or student leader and members of the group) that results in students' learning how to construct meaning when they are placed in must-read situations (tests or assignments). Reciprocal Teaching derives from the theory that reading for meaning and retention-what is referred to as *study reading*-requires effort, a full repertoire of comprehension strategies, and the flexibility to use these

strategies as the situation requires. The dialogues incorporate four strategies, as mentioned earlier: generating questions, summarizing, clarifying, and predicting.

Reciprocal teaching strategy involves the teacher and students, usually in small groups, reading parts of a text. The teacher then leads a dialog of the text, while modeling appropriate Reading comprehension strategies. During this dialogue and modeling process, the teacher encourages students to ask questions of both the text and strategies. The teacher uses this discussion to facilitate both reading comprehension and strategic cognition for learning activities. The teacher gradually shifts the role of responsibility to students. As students begin to act as the role of the teacher, the teacher assumes the role of guide or facilitator, rather than a leader.

2. Strategy of Reciprocal teaching

In this strategy teacher-centered shifts to a student-centered (Palincsar & Brown, 1984, p. 13). Reciprocal teaching strategy has four stages; predicting, questioning, clarifying and summarizing that based on Palincsar and Brown strategy.

a. Predicting

In this strategy students need to anticipate what happens in the next paragraph or pages. Prediction is based on background knowledge, the grammatical point of the context, pictures, titles, and explanations. It motivates students to follow reading and learning, as they want to know whether their previous anticipation is correct or not. Prediction helps students to think ahead.

b. Clarifying

Clarifying strategy helps students to clarify unfamiliar sentences, pages and even vocabulary. This clarification strategy can be done by a dictionary or asking for help from the teacher. It helps students to fix areas of problem and then re-read the text to evaluate the meaning and to find meaning for unknown vocabulary or sentences in texts. It facilitates problem solving specially for learners who have problems with the information, unknown vocabulary and the meaning in a text.

c. Questioning

This part of reciprocal teaching strategy prepares teachers to ask their students to find the main important information in the context. Students would ask a lot of questions that are related to their context and show their knowledge about the text. For instance, about the main idea, main important factors in the text. Students are encouraged to find the most important points by generating questioning. This strategy assists students to control their learning and understanding through questioning.

d. Summarizing

In summarizing strategy students find out important information in the text and re-write them in their own words and sentences. It can be written in a whole text, sentences or a paragraph.

3. The Importance of Reciprocal Teaching Strategy

Reciprocal Teaching is a strategy that facilitates learners' reading comprehension. It has many important reasons that improve students' learning in

their reading and helps them to get confidence and motivation to read texts. Some of the important reasons are as: it improves readers' reading comprehension, it enables readers to control and evaluate their reading, it makes them aware of the questions that a teacher might ask regarding texts.

According to Palincsar and Brown (1984), stated that reciprocal teaching strategy with four sub-sections (prediction, questioning, clarifying and summarizing) facilitates students reading comprehension, motivation and improving vocabulary knowledge. It focused on reading for constructing meaning, supports students' activities, helps students to engage in a dialogue regarding texts, extends the readers' ability to talk about a passage, facilitates students' understanding, improves students' topic vocabulary, and assists students to enhance their skills in recording information about a topic for writing, location and organization.

4. Advantages

Samuel Helms (2017) said that reciprocal teaching has also been shown to help students develop interpersonal communication skills since they have to interact with other students and the teacher. Since students team and help each other, this teaching strategy involves students helping and teaching other students. This is thought to boost student self-efficacy and self-esteem.

In the study conducted by the researchers, students using reciprocal teaching improved their summaries with practice and worked more independently than the students not using this teaching strategy. Additionally, the reciprocal

teaching classes saw fewer disruptive student behaviors, possibly because the students were more cognitively engaged in the material.

5. Disadvantages

Samuel Helms (2017) said that reciprocal teaching requires time and practice to implement successfully. Trying to implement this strategy without proper preparation and planning will not likely have the proposed benefits for the students. Additionally, reciprocal teaching requires more classroom time than traditional teaching methods.

Since the students are collaborating with each other and sharing the teaching of the material with the teacher, it is possible that students will provide incorrect feedback to other students. With larger groups of students, it will be difficult for the teacher to monitor all of the communications between the students, and misinformation may be passed through the class.

c. Picture Media

1. Definition of Picture Media

Oemar Hamalik (1986) defines Picture Media “Everything that is manifested visually in two dimensional form as the outpouring of feeling or mind”.

Marianne and Sharon (1998) said that pictures are kind of visual instruction material that might be used effectively to develop and sustain motivation in producing positive attitude toward English and to teach or reinforce language skill. Pictures can also be used in various configurations to enhance learning and practice.

Based on the definitions above, it can be concluded that Picture Media is all forms that are used for a process of information distribution. If the media carries a message or information that is instructional or contains instructional purposes, then the media is called learning media.

2. Kind of Picture Media

There are several kinds of Picture Media; reality, model, graphic object, and display.

- a) Reality; real objects, used as learning materials. For example: Landscape of around the class or nature, etc.
- b) Model; a three-dimensional object that is a representation of the actual object. For example: animals, fruits, and etc.
- c) Object Graphic; images or visuals whose appearance is not projected.
- d) Display; materials from exhibits that are installed in certain places.

3. The Advantages

There are some advantages using picture as a media in teaching;

- a) Concrete, more realistic images show the subject matter compared to the verbal media alone.
- b) Images can overcome space and time constraints.
- c) The image media can overcome the limitations of observation.
- d) Can clarify the problem in any field.
- e) The price is cheap, easy to get and use.

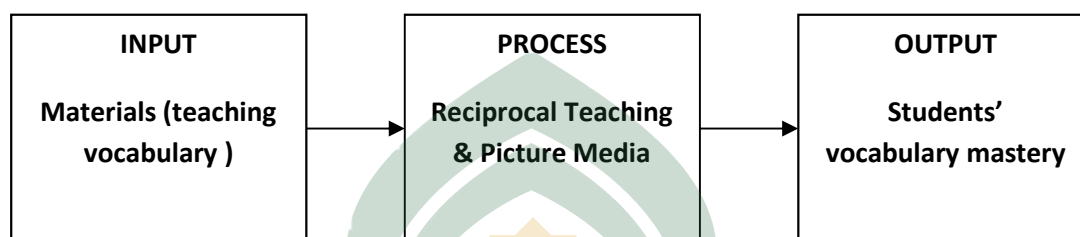
4. The Disadvantages

Several reasons of the weakness using picture in learning, as follow;

- a) The image emphasizes the perception of the eye senses.
- b) Images that are too complex are less effective for learning activities.
- c) The size is very limited for large groups.

H. *Theoretical Framework*

Figure 2.1 Theoretical Framework



1. Input refers to the Vocabulary material.
2. Process refers to Reading text by using Reciprocal teaching and Picture Media.
3. Output refers to Vocabulary mastery students.

In teaching Vocabulary, Sokmen (2001: 286) stated some explicitly principles of Vocabulary learning. These principles including enriching Vocabulary, uniting new Vocabulary with already mastered Vocabulary, creating new Vocabulary, improving understanding, helping to understand meaning, using various techniques, and encouraging the use of self-learning strategies.

Implicit Vocabulary learning is a learning that is not design for Vocabulary. For example, when students read the text or using the language for communication, automatically to vocabulary. The principle underlying the vocabulary lessons implicitly is that most of the vocabularies that one person controls are never literally, directly implicit. Apart from these differences, many

studies are open that a student requires explicitly taught and explored basic vocabulary. Vocabulary learning is explicitly needed in the early stages because without the basic Vocabulary of a person will be difficult to guess the meaning of the new word through the context. After mastering basic vocabulary, a new person can make sense Vocabulary implicitly through activities such as Reading and Listening.

I. Hypothesis

Based on the problem statement presented by the researcher, the hypothesis of this research is formulated as follows:

H₀: Reciprocal Teaching and Picture Media cannot improve students' vocabulary at first grade of MTs Madani Alauddin Pao-Pao.

H₁: Reciprocal Teaching and Picture Media can improve students' vocabulary at first grade of MTs Madani Alauddin Pao-Pao.

CHAPTER III

RESEARCH METHOD

This chapter deals with research method, population and sample, research variables, research instrument, data collection procedures, data analysis technique and statistic procedure.

A. Research Method

Research method was a procedure that used in research systematically. It starts from planning, collecting data, until step of interpretation of conclusion.

1. Research Design

The design of this research was pre-experimental with one group pre-test and one group post-test. In this case the researcher used pre-test and post-test design in one group. It was aimed to find out that there was any impact to students' Vocabulary after using Reciprocal Teaching Strategy and Picture Media.

This is a model of Pre-Experimental design, exactly one-shot case study:

Group	Treatment	Post-test
Experiment	X	O

X : Treatment (using reciprocal teaching and picture media)

O : The ability of experiment class after is given treatment

(Adapted from Sugiyono, 2015: 162)

2. Research Variable

There are two variables in this research; they were independent variable and dependent variable:

a. Independent Variable

The independent variable was Reciprocal Teaching and Picture Media, which were the teaching aids that help the students to improve their vocabulary. Independent variable was affected dependent variable. It showed how effect Reciprocal Teaching and Picture Media can made students' mastering vocabulary.

b. Dependent Variable

The dependent variable was students' mastering Vocabulary in learning English. Dependent variable was affected by independent variable.

B. Population and Sample

1. Population

Population was the subject of the research overall (Arikunto, 2013: 173). The population of this research was the second grade of MTs Madani Alauddin Pao-Pao. The population consists of three classes VII/A, VII/B, VII/C and VII/D. The total of population was 144 students.

2. Sample

The researcher applies the Purposive Sampling Technique in which one class taken as sample. In this case, the researcher chosed class VII/C as the experimental class. Therefore the total numbers of students were 36.

C. Research Instrument

The instrument of this research used the Vocabulary test that consist of 0 items of multiple choice and 10 questions were completion to completed the sentence. The test used before and after gave the treatment, pre-test was given before the treatment to check students' prior knowledge or the students' mastery, and the post-test was given after the treatment to know the impact on the students Vocabulary mastery after being treated Reciprocal teaching.

D. Data Collecting Procedure

This research was carried out from 10th January 2018, until 3rd February 2018. During the research, the researcher conducted treatment and collected data or information from any subject. The procedures of treatments were chronogically performed as follows:

1. Wednesday, 10th January 2018, the researcher come to school to asked the teacher that the researcher want to research.
2. Thursday, 11th January 2018 the researcher did instrument validity to students of VIIB MTs Madani Alauddin
3. Friday 12th, Saturday 13th, and Monday 15th January 2018 the researcher consulted to the teacher about syllabus, teaching materials and RPP
4. Tuesday 16th January 2018 the researcher conducted pre-test in experimental class. The researcher explained to the students how to answer the test and made a rule during the students did the test.
5. Thursday, 18th January 2018 the researcher did the treatments for the first meeting. Explain the teaching material was given to the students about

descriptive text by using reciprocal teaching. In the treatment, the researcher asked the students to make a group and ask them to translate the text with their group then they had to find new vocabularies. After that the students had to present their translation in front of the class.

6. Friday, 19th January 2018 the researcher continued the treatments for the first meeting. The researcher used a picture as a media. The researcher asked the students to make a group. The researcher gave the materials to the students. Each group need to described the material. After that the students presented their work in front of the class.
7. Thursday, 24th January 2018 the researcher did the treatments for the first meeting. Explain the teaching material was given to the students about descriptive text by using reciprocal teaching. In the treatment, the researcher asked the students to make a group and ask them to translate the text with their group then they had to find new vocabularies. After that the students had to present their translation in front of the class.
8. Friday, 25th January 2018 the researcher continued the treatments for the first meeting. The researcher used a picture as a media. The researcher asked the students to make a group. The researcher gave the materials to the students. Each group need to described the material. After that the students presented their work in front of the class.
9. Thursday, 1st February 2018 the researcher did the treatments for the first meeting. Explain the teaching material was given to the students about descriptive text by using reciprocal teaching. In the treatment, the

researcher asked the students to make a group and ask them to translate the text with their group then they had to find new vocabularies. After that the students had to present their translation in front of the class.

10. Friday, 2nd February 2018 the researcher continued the treatments for the first meeting. The researcher used a picture as a media. The researcher asked the students to make a group. The researcher gave the materials to the students. Each group need to described the material. After that the students presented their work in front of the class.

11. Saturday, 3rd February 2018 the researcher gave post-test to the students to know the result after giving the treatment exactly descriptive text by using reciprocal teaching and picture media in experimental class.

The researcher used reciprocal teaching and picture media method in teaching vocabulary to the students. All treatment in each meeting had same teaching procedures as the following procedures :

1. Reciprocal Teaching
 - a) The teacher prepares some descriptive text.
 - b) The teacher asks the students to make a group .
 - c) The teacher asks the students to read the text and translate it.
 - d) The students choose and mark the difficult vocabulary that they read and they do not know the meaning of word. After read the students make the list of difficult word in a paper.
 - e) The teacher asks the students to respond which is the difficult word. The students respond by make a note.

- f) The teacher asks the students to make question based on difficult word that they found.

2. Picture Media

- a) The teacher prepares some animal pictures.
- b) The teacher asks the students to make a group.
- c) The teacher gave the material to each group then the students describe it
- d) Each group has a chance to presented their describing.
- e) The teacher asks the students to respond which is the difficult word. The students respond by make a note.

In collecting data, the researcher brought 3 steps as follows:

1) Administering the pre-test

In administering this pre-test, the researcher gave 25 number of vocabulary test consist of 15 item of multiple choice and 10 questions were completion to completed the sentence. It conducted on Monday, 1st February 2018 in the experimental class. The time work 90 minutes.

2) Administering the treatment

In administering this treatment, the researcher took two meeting and each meeting ran for 90 minutes for leading the treatment, they were carried out on 2st – 3rd February 2018

3) Administering the post-test

In administering the post-test, the researcher gave the vocabulary test consist of 20 item In the experimental class on Saturday, 3rd February 2018.

E. Data Analysis Technique

The researcher used descriptive method and analyze the data collected through the observation and the test. The data obtained from the students activity in the classroom and analysis response the students by using Reciprocal teaching and Picture Media in English learning process, the researcher used observation and test and then analyzed quantitatively as follows:

$$P = \frac{F}{N} \times 100\%$$

Where:

P = Percentage

F = Frequency

N = Total number of subject

(Sudjana 2010: 109)

CHAPTER IV

FINDINGS AND DISCUSSION

This chapter consisted of two items, the findings of the research and the discussion of the research findings. In finding item, the researcher showed all of the data which were collected during the research. While in the discussion item, the researcher analyzed all of the data in finding item.

A. Findings

The finding of this research was the data which based on the test that obtained from the students'. The researcher got data from pre-test and post-test. The pre-test that given to the students' was to know the ability of the students' vocabulary before giving a treatment, while the post-test was given to students' to know there was an improve the students' vocabulary after giving a treatment

1. The Classification of Students' Pre-test Scores in Experimental Class.

The following table below show the distribution of frequency and percentage of final score of students' vocabulary at the First Grade of MTs Madani Alauddin Pao-Pao in pre-test of experimental class.

Table 4.1

The Distribution of Frequency and Percentage Score of Reciprocal Teaching in Pre-Test

No.	Classification	Scale	Frequency	Percentage (%)
1.	Excellent	96-100	0	0
2.	Very Good	86-95	0	0
3.	Good	76-85	1	5

4.	Fairly Good	66-75	2	10
5.	Fair	56-65	2	10
6.	Poor	36-55	12	60
7.	Very Poor	0-35	3	15
Total			20	100

Table 4.1 above shows that, the rate percentage score of Reciprocal Teaching in pre-test from 20 students, there were 1 (5%) student got a good score, 2 (10%) students got fairly good score, 2 (10%) students got fair score, 12 (60%) students got poor score, and 3 (15%) students got very poor score.

Table 4.2
The Distribution of Frequency and Percentage Score of
Picture Media in Pre-Test

No.	Classification	Scale	Frequency	Percentage (%)
1.	Excellent	96-100	0	0
2.	Very Good	86-95	0	0
3.	Good	76-85	0	0
4.	Fairly Good	66-75	4	20
5.	Fair	56-65	1	5
6.	Poor	36-55	12	60
7.	Very Poor	0-35	3	15
Total			20	100

Table 4.2 above shows that, the rate percentage score of Picture Media in pre-test from 20 students, there were 4 (20%) student got a fairly good score, 1 (5%) students got fair score, 12 (60%) students got poor score, and 3 (15%) students got very poor score

Based on the table above, it can be concluded that the rate percentage in pre-test for Reciprocal Teaching and Picture Media was lower.

2. The Classification of Students' Post-test Scores of Reciprocal Teaching and Picture Media in Experimental Class.

Following the table below shows the distribution of frequency and percentage of final score of teaching vocabulary used Reciprocal Teaching and Picture Media at the First Grade of MTs Madani Alauddin Pao-Pao in post-test for experimental class.

Table 4.3
The Distribution of Frequency and Percentage Score Experimental Class of Reciprocal Teaching in Post-Test

No.	Classification	Scale	Frequency	Percentage (%)
1.	Excellent	96-100	3	15
2.	Very Good	86-95	4	20
3.	Good	76-85	2	10
4.	Fairly Good	66-75	6	30
5.	Fair	56-65	4	20
6.	Poor	36-55	1	5
7.	Very Poor	0-35	0	0
Total			20	100

Table 4.3 above shows that, the rate percentage of score experimental class of Reciprocal Teaching in post-test from 20 students, there were 3 (15%) students got a excellent score, 4 (20%) students got very good score, 2 (10%) students got good score, 6 (30%) students got fairly good score, and 4 (20%) students got fair score, and 1 (5%) student got poor.

Table 4.4
The Distribution of Frequency and Percentage Score Experimental Class of
Picture Media in Post-Test

No.	Classification	Scale	Frequency	Percentage (%)
1.	Excellent	96-100	6	30
2.	Very Good	86-95	8	40
3.	Good	76-85	6	30
4.	Fairly Good	66-75	0	0
5.	Fair	56-65	0	0
6.	Poor	36-55	0	0
7.	Very Poor	0-35	0	0
Total			20	100

Table 4.4 above shows that, the rate percentage of score experimental class of Picture Media in post-test from 20 students, there were 6 (30%) students got a excellent score, 8 (40%) students got very good score, and 6 (30%) students got good score.

Based on result above, it can be concluded that the rate percentage in post-test for experimental class of Picture Media was higher than the rate percentage

experimental class of Reciprocal Teaching. It can be seen in the table 4.3 and 4.4. The experimental class of Picture Media in post-test got a significant increase. In which the percentage were (30%) students obtained excellent score, (40%) students obtained very good score, and (30%) students obtained good score. While the percentage of Reciprocal Teaching were (15%) excellent score, (20%) students obtained very good score, (10%) students obtained good score, (30%) students got fairly good score, (20%) students obtained fair score, and (5%) student obtained poor.

3. Mean Score and Standard Deviation of Reciprocal Teaching and Picture Media of Experimental Class

After calculating the result of the students score, the mean score and standard deviation of Reciprocal Teaching and Picture Media can be presented in the following table.

Table 4.4

The Mean Score and Standard Deviation of Experimental Class

Method	Pre-test		Post-test	
	Mean	Standard Deviation	Mean	Standard Deviation
Reciprocal Teaching	41.20	14.46	76	16.35
Picture Media	51.75	12.70	90	7.95

The table 4.4 above indicated the mean score of Reciprocal Teaching of Experimental class in the pre-test was 41.20 and the mean score of Picture Media of Experimental class in the pre-test was 51.75. The standard deviation of Reciprocal Teaching was 14.46 and the standard deviation of Picture Media was

12.70. While the mean score of Reciprocal Teaching of experimental class in post-test was 76 and the standard deviation was 16.35. Then mean score of Picture Media in post-test was 90 and the standard deviation was 7.95. It can be concluded that Picture Media obtained the higher mean score in the post-test than Reciprocal Teaching.

4. Test of Significance

The significant score between Reciprocal Teaching and Picture Media in experimental class could be known by using t-test. The result of the t-test could be seen in table 4.4 as follows:

Table 4.5
Distribution the Value of T-Test and T-Table

Variable	t-test value	t-table value
$\bar{X}_1 - \bar{X}_2$	0.05	0.02

Table 4.4 showed the result of the test of significance testing. For the level of significance $p = 0, 05$ and the degree of freedom = 38, showed that the value of the t-test was higher than t-table. The result of the test clearly showed that there was a significant difference the students score between Reciprocal Teaching and Picture Media in the experimental class. It meant that H_0 was rejected and H_1 was accepted because the t-test was higher than t-table ($0.05 > 0.02$). Therefore, the hypothesis of the research was accepted.

B. Discussion

Based on the findings of the research, it proved that using Reciprocal Teaching and Picture Media were effective in improving students' vocabulary.

This has been proved by the result of the students score of the pre-test and the post-test. The students score after the treatment in English learning, it was better than before the treatment was given to the students. The analysis of the mean score gap in the post-test between Reciprocal Teaching and Picture Media was improving to students' vocabulary to learn English. The mean score of Reciprocal Teaching was 76 and 90 for Picture Media. The explanation of the gap between the two methods showed that Picture Media obtained higher score than Reciprocal Teaching. It meant that Picture Media had a huge impact on students' vocabulary improvement to learning English.

To sum up, based on the the result of this study, which showed the students' scores were higher after the treatment in Experimental class using Reciprocal Teaching and Picture Media were effective to master students' vocabulary. Therefore, this methods could use in teaching English especially vocabulary. So, Improvement students' vocabulary by using Reciprocal Teaching and Picture Media were suitable, enjoyable, and also highly effective method in teaching English. It would be recommended for all English Foreign Language teachers and learners.

This research was compatible with some related finding from experts; **First**, Mohammad Reza Ahmadi (2012) in his research, *"Improving Vocabulary Learning in Foreign Language Learning through Reciprocal Teaching Strategy"*. The researcher found on his study stated that Reciprocal Teaching strategy effects on vocabulary learning improvement, indicated that reciprocal teaching has a strong effect on the vocabulary learning improvement through reading

comprehension and metacognitive reading strategies of students. **Second**, Ammatunnur Siddiqa, Amrin Saragih (2012) in their research: *“Improving the Students’ Vocabulary Achievement by Using Pictures”*. Concludes that using picture motivate learners to know vocabulary. Therefore it is effective in teaching vocabulary. And the result of this teaching analysis, the writer expects that it will be use full for the teachers English and students in learning and teaching process especially in learning English.

Based on previous explanation, It known that the students’ are more interested in learning English and also the student’s realize that learning English could be fun, enjoyable, and not difficult. Especially, the implementation of Reciprocal Teaching and Picture Media in the classroom. It was proved that it was affected students’ vocabulary development. Therefore, Reciprocal Teaching and Picture Media can be alternative way for teacher in teaching vocabulary which can improve their vocabulary. So it can be concluded that using of Reciprocal Teaching and Picture Media was effective to improving students’ vocabulary at first grade of MTs Madani Alauddin Pao-Pao.

CHAPTER V

CONCLUSIONS AND SUGGESTIONS

This chapter presents the conclusions as well as few suggestions of this study. Suggestions were taken based on findings and conclusions obtained in this research.

A. Conclusion

Based on the findings and discussions, it can be concluded that the students' vocabulary mastery taught by using reciprocal teaching and picture media is effective to improve students' vocabulary at first grade of MTs Madani Alauddin Pao-Pao. The result of data analysis showed that the total score of students in Experimental class by using reciprocal teaching in the post-test was 1520 and 1800 for picture media. In addition, the mean score of the Experimental class in post-test for reciprocal teaching was 76 and 90 for picture media. The data showed that the students' score and the students' competence by using Picture Media was higher than applying Reciprocal Teaching. The result of the T-test in post-test was 0.05 compared to the t-table with 0.02, since the score of t-test was larger than the score of t-table, null hypothesis (H_0) was rejected and alternative hypothesis (H_1) was accepted.

B. Suggestions

Based on the conclusion before, the researcher proposed the following suggestions:

1. For English teacher

The English teacher had to consider the students' needs and interest for learning. It was also expected to be useful for English teachers to provide an alternative solution to solve the problems in English learning.

2. For the other researcher

For the other researcher it was suggested to find out much references about using Reciprocal Teaching and Picture Media to Mastering Students' Vocabulary.



BIBLIOGRAPHY

- Alqahtani, Mofareh. *The Importance of Vocabulary in Language Learning and How To Be Taught*. International Journal of Teaching and Education. Vol III, No. 3. 2015.
- Arikunto, Suharsimi. *Prosedur Penelitian: Suatu Pendekatan Praktik*. Cet. XV: Jakarta: Rineka Cipta. 2013.
- A.S, Hornby. *Oxford Advanced Learner's Dictionary: Definition of Vocabulary*. 1995.
- Bull, Victoria. *Oxford Learner's Pocket Dictionary*. Fourth Edition : Oxford University Press. 2008.
- Celce, Marianne and Hills, Sharon. *Technique and Resource in Teaching Grammar (p.73)*. New York: Oxford University Press. 1998.
- Damopolli, Muljono. *Pedoman Penulisan Karya Ilmiah: Makalah, Skripsi, Tesis, Disertasi, dan Laporan Penelitian Makassar*. Alauddin Press, 2013.
- Dykes, Barbara. 2007. *Grammar for Everyone: Practical Tools for Learning and Teaching Grammar*. Victoria: ACER Press.
- Frank, Marcella. *Modern English A Practical Reference Guide: Verb (p. 47)*. 1972.
- Gardener. *Definition of Vocabulary*. 2009.
- Hamalik, Oemar. *Media Pembelajaran: Pengertian Media Gambar (p.43)*. 1986.
- Harmon, Wood, & Keser. *Definition of Vocabulary*. 2009.
- Helms, Samuel. *Advantages and disadvantages of Reciprocal Teaching Strategy* [Online] 13 September 2017. From www.ehow.co.uk/info_8337995_advantages-disadvantages-reciprocal-teaching.html. 2017
- Huda, Miftahul. *Model-Model Pengajaran dan Pembelajaran. Reciprocal Learning (p.216)*. Cetakan VI. 2016
- Mohammad Reza Ahmadi. *Improving Vocabulary Learning in Foreign Language Learning through Reciprocal Teaching Strategy*. International Journal of

- Learning & Development. ISSN 2164-4063. Vol. 2 No. 6. School of Educational Studies, Universiti Sains Malaysia (USM). 2012
- Palincsar, A. S. & Brown, A. *Reciprocal Teaching of Comprehension-Fostering and Comprehension Monitoring*. 1984.
- Rizkayadi. *Basic Grammar in Your Hand: Noun* (p. 62-63). Cetakan I. 1 April 2014.
- Rohayati, Tuti. *The Implementation of Contextualization in Teaching Vocabulary to Elementary Students (REACT : Relating, Experiencing, Cooperating, and Transferring (A Quasi Experimental Study of Fifth Grade in One of Elementary Schools in Bandung*. Graduating Paper. Indonesia University of Education. 2013.
- Siddiqa, Ammatunnur and Saragih, Amrin. *Improving the Students' Vocabulary Achievement by Using Pictures*. (2012).
- Sokmen. *The Importance of Teaching Vocabulary* (p.286). 2001.
- Sugiyono, *Metode Penelitian Pendidikan: Pendekatan Kuantitatif, Kualitatif, dan R&D*. Cet. XXII : Bandung. Alfabeta. 2015.
- Suharso, *Pembelajaran kosakata*. Magelang : Universitas Negeri Yogyakarta. 2001.
- Sudjana, Nana. *Penilaian Hasil Proses Belajar Mengajar*. Bandung: PT. Remaja Rosdakarya. 2010.
- Nejad, Sharafi. *Technique of Teaching Vocabulary*. (2016)
- Neuman, Susan B. & Dwyer, Julie. *Missing in Action: Vocabulary Instruction in Pre-K: Definition of Vocabulary* (p.385). 2009.
- Sadiman, Arief S. *Media Pendidikan* (p.21). Jakarta. 2007.
- Tamzil, Haris. *The Implementation of STAD (Student Team Achievement Division) to Improve Students Vocabulary Mastery at The First Grade of SMAN 1 Terbanggi Besar*. Graduating Paper. Bandar Lampung : Universitas Lampung. 2012.
- Thornbury, Scott. *How to Teach Vocabulary: Kind of Vocabulary*. 2002.
- Ur, Penny. *A Course in Language Teaching : Practice and Theory* : Cambridge University Press. 1996.

Vossoughi, Hossein and Zargar Marzieh. *Using Word-Search-puzzle Games for Improving Vocabulary Knowledge of Iranian EFL Learners*. 2009

Weiner, Irving B. *Handbook of Psychology Vol : 7 Educational Psychology* : Canada. John Wiley & Sons Inc. 2003.

Wilkins, D. *Linguistics in Language teaching (p.111-112)*. London. 1972.

Yuliawati, Ni Kadek. *Improving Vocabulary Mastery Throught Think-Pair-Share of The Eight Grade Students of SMP Harapan Nusantara Denpasar in Academic Year 2012/2013*. Graduating Paper. Denpasar : Mahasaraswati Denpasar University. 2013.



APPENDIX 1

LESSON PLAN

Level : Junior High school

Subject : English

Class : VII C

School : MTs Madani Alauddin Pao-Pao

Time : 2 x 40 minutes

I. Standard Competence

The students are able to comprehend and memorize some vocabularies related to their daily life.

II. Basic Competence

The students are able to recognize the meaning of new vocabulary and use them in daily life.

III. Indicators

1. Identifying new English vocabulary based on the topic.
2. Identifying the meaning of the words related to the topic

IV. Objectives

1. Students are able to express the meaning of the words related to the topic.
2. Students are able to make sentences with the words based on the topic.

V. Material

Describing Animal

VI. Method and Technique of Teaching

Reciprocal Teaching

VII. Teaching and Learning Activities

Teacher's Activities	Students Activities
Pre-activities <ol style="list-style-type: none">1. Greeting the students2. Ask the students to praying together3. Checking students' attendance	Pre-activities <ol style="list-style-type: none">1. Responding to the greeting2. Praying together3. Showing the attendance

<p>While Activities :</p> <ol style="list-style-type: none"> 1. Introducing the topic to the students. 2. Giving some question based on the topic. 3. Teacher ask the students to make their group. Each group consists of 4-6 students. 4. Teacher explain that each student in each group has a role; predict, clarify, question, and summarize. 5. Teacher gives the material and ask them to read the material after that they need translate it. If any difficult word, they can make a list. 6. Asking the students who will be as speaker to read their translation and summary. 7. Asking to each group present their translation and summary. 8. Asking the students to make a question to the presenter 	<p>While Activities</p> <ol style="list-style-type: none"> 1. Listening and pay attention 2. Answering the questions given by the teacher. 3. Students make a group. 4. Listening and pay attention. 5. Each group read the material and translate. After that they make summary. 6. Students choose their speaker. 7. Each representative present their translation and summary. 8. Students give a question. <p>Post Activities</p> <ol style="list-style-type: none"> 1. Retelling the words that have been taught. 2. Answering the question. 3. Asking question if they find any difficulties on the lesson being taught. 4. Listening to the teacher explanation. 5. Responding the teacher leave taking.
<p>Post Activities</p> <ol style="list-style-type: none"> 1. Asking the students to retell the words that related to the topic. 2. Giving the feedback by asking some question related to the topic. 3. Asking the students to ask if they have any difficulties on the lesson being taught, 4. Giving reflection about the topic. 	

5. Ending the class by saying goodbye.	
--	--

VIII. Source Material

- English Dictionary
- An English text book for first grade of MTs Madani Alauddin Pao-Pao

IX. Evaluation

- Type of test : Written test
- Form of test : Multiple choice test and Completion test



LESSON PLAN

Level : Junior High school

Subject : English

Class : VII C

School : MTs Madani Alauddin Pao-Pao

Time : 2 x 40 minutes

I. Standard Competence

The students are able to comprehend and memorize some vocabularies related to their daily life.

II. Basic Competence

The students are able to recognize the meaning of new vocabulary and use them in daily life.

III. Indicators

3. Identifying new English vocabulary based on the topic.
4. Identifying the meaning of the words related to the topic

IV. Objectives

3. Students are able to express the meaning of the words related to the topic.
4. Students are able to make sentences with the words based on the topic.

V. Material

Describing Things

VI. Method and Technique of Teaching

Reciprocal Teaching

VII. Teaching and Learning Activities

Teacher's Activities	Students Activities
<p>Pre-activities</p> <ol style="list-style-type: none"> 1. Greeting the students 2. Ask the students to praying together 3. Checking students' attendance <p>While Activities :</p> <ol style="list-style-type: none"> 1. Introducing the topic to the students. 2. Giving some question based on the topic. 3. Teacher ask the students to make their group. Each group consists of 4-6 students. 4. Teacher explain that each student in each group has a role; predict, clarify, question, and summarize. 5. Teacher gives the material and ask them to read the material after that they need translate it. If any difficult word, they can make a list. 6. Asking the students who will be as speaker to read their translation and summary. 7. Asking to each group present their translation and summary. 8. Asking the students to make a question to the presenter <p>Post Activities</p> <ol style="list-style-type: none"> 1. Asking the students to retell the words 	<p>Pre-activities</p> <ol style="list-style-type: none"> 1. Responding to the greeting 2. Praying together 3. Showing the attendance <p>While Activities</p> <ol style="list-style-type: none"> 1. Listening and pay attention 2. Answering the questions given by the teacher. 3. Students make a group. 4. Listening and pay attention. 5. Each group read the material and translate. After that they make summary. 6. Students choose their speaker. 7. Each representative present their translation and summary. 8. Students give a question. <p>Post Activities</p> <ol style="list-style-type: none"> 1. Retelling the words that have been taught. 2. Answering the question. 3. Asking question if they find any difficulties on the lesson being taught. 4. Listening to the teacher explanation. 5. Responding the teacher leave taking.

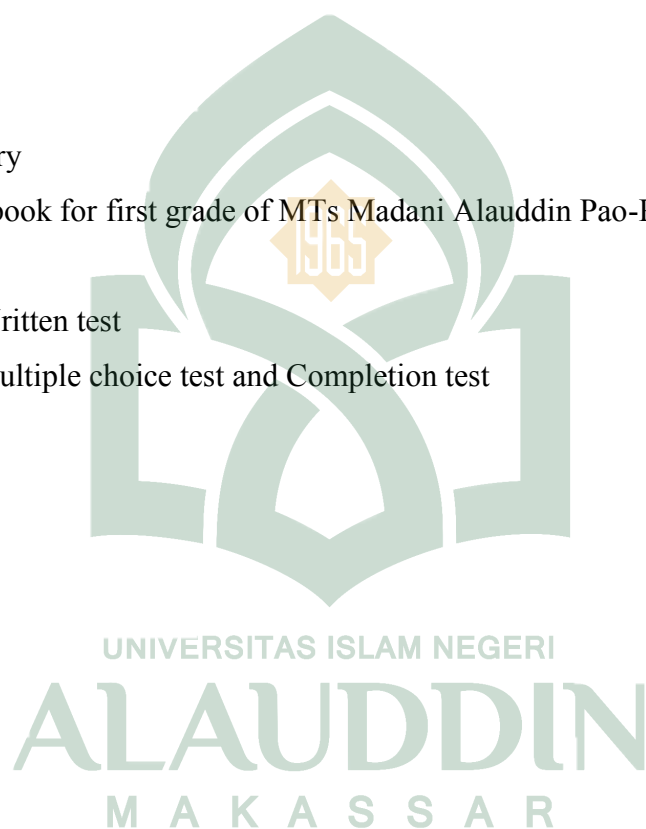
<p>that related to the topic.</p> <p>2. Giving the feedback by asking some question related to the topic.</p> <p>3. Asking the students to ask if they have any difficulties on the lesson being taught,</p> <p>4. Giving reflection about the topic.</p> <p>5. Ending the class by saying goodbye.</p>	
---	--

VIII. Source Material

- English Dictionary
- An English text book for first grade of MTs Madani Alauddin Pao-Pao

IX. Evaluation

- Type of test : Written test
- Form of test : Multiple choice test and Completion test





LESSON PLAN

Level : Junior High school

Subject : English

Class : VII C

School : MTs Madani Alauddin Pao-Pao

Time : 2 x 40 minutes

I. Standard Competence

The students are able to comprehend and memorize some vocabularies related to their daily life.

II. Basic Competence

The students are able to recognize the meaning of new vocabulary and use them in daily life.

III. Indicators

5. Identifying new English vocabulary based on the topic.
6. Identifying the meaning of the words related to the topic

IV. Objectives

5. Students are able to express the meaning of the words related to the topic.

- Students are able to make sentences with the words based on the topic.

V. Material

Daily Activities

VI. Method and Technique of Teaching

Reciprocal Teaching

VII. Teaching and Learning Activities

Teacher's Activities	Students Activities
Pre-activities <ol style="list-style-type: none"> Greeting the students Ask the students to praying together Checking students' attendance While Activities : <ol style="list-style-type: none"> Introducing the topic to the students. Giving some question based on the topic. Teacher ask the students to make their group. Each group consists of 4-6 students. Teacher explain that each student in each group has a role; predict, clarify, question, and summarize. Teacher gives the material and ask them to read the material after that they need translate it. If any difficult word, they can make a list. Asking the students who will be as speaker to read their translation and summary. Asking to each group present their translation and summary. 	Pre-activities <ol style="list-style-type: none"> Responding to the greeting Praying together Showing the attendance While Activities <ol style="list-style-type: none"> Listening and pay attention Answering the questions given by the teacher. Students make a group. Listening and pay attention. Each group read the material and translate. After that they make summary. Students choose their speaker. Each representative present their translation and summary. Students give a question. Post Activities <ol style="list-style-type: none"> Retelling the words that have been taught. Answering the question. Asking question if they find any

<p>8. Asking the students to make a question to the presenter</p> <p>Post Activities</p> <ol style="list-style-type: none"> 1. Asking the students to retell the words that related to the topic. 2. Giving the feedback by asking some question related to the topic. 3. Asking the students to ask if they have any difficulties on the lesson being taught, 4. Giving reflection about the topic. 5. Ending the class by saying goodbye. 	<p>difficulties on the lesson being taught.</p> <ol style="list-style-type: none"> 9. Listening to the teacher explanation. 10. Responding the teacher leave taking.
---	--

VIII. Source Material

- English Dictionary
- An English text book for first grade of MTs Madani Alauddin Pao-Pao

IX. Evaluation

- Type of test : Written test
- Form of test : Multiple choice test and Completion test



LESSON PLAN

UNIVERSITAS ISLAM NEGERI

Level : Junior High school

Subject : English

Class : VII C

School : MTs Madani Alauddin Pao-Pao

Time : 2 x 40 minutes

I. Standard Competence

The students are able to comprehend and memorize some vocabularies related to their daily life.

II. Basic Competence

The students are able to recognize the meaning of new vocabulary and use them in daily life.

III. Indicators

7. Identifying new English vocabulary based on the topic.
8. Identifying the meaning of the words related to the topic

IV. Objectives

7. Students are able to express the meaning of the words related to the topic.
8. Students are able to make sentences with the words based on the topic.

V. Material

Describing Animal

VI. Method and Technique of Teaching

Picture Media

VII. Teaching and Learning Activities

Teacher's Activities	Students Activities
Pre-activities <ol style="list-style-type: none">1. Greeting the students2. Ask the students to praying together3. Checking students' attendance While Activities : <ol style="list-style-type: none">1. Introducing the topic to the students.2. Giving some question based on the topic.3. The teacher explain the material4. Teacher ask the students to make their group.5. Teacher explain that what the students will going to do.6. Teacher gives the material and ask them to describe the picture.7. Asking the students who will be as speaker to present their summary.8. Teacher correct students summary	Pre-activities <ol style="list-style-type: none">1. Responding to the greeting2. Praying together3. Showing the attendance While Activities <ol style="list-style-type: none">1. Listening and pay attention2. Answering the questions given by the teacher.3. Listening and pay attention.4. Students make a group.5. Listening and pay attention.6. Students start to describe the picture.7. Each representative present their summary.8. Listening and pay attention. Post Activities <ol style="list-style-type: none">1. Retelling the words that have been

<p>Post Activities</p> <ol style="list-style-type: none"> 1. Asking the students to retell the words that related to the topic. 2. Giving the feedback by asking some question related to the topic. 3. Asking the students to ask if they have any difficulties on the lesson being taught, 4. Giving reflection about the topic. 5. Teacher give a game if there is a time 	<p>taught.</p> <ol style="list-style-type: none"> 2. Answering the question. 3. Asking question if they find any difficulties on the lesson being taught. 4. Listening to the teacher explanation. 5. Students play a game.
--	---

VIII. Source Material

- English Dictionary
- Picture

IX. Evaluation

- Type of test : Written test
- Form of test : Multiple choice test and Completion test



LESSON PLAN

Level : Junior High school

Subject : English

Class : VII C

School : MTs Madani Alauddin Pao-Pao

Time : 2 x 40 minutes

I. Standard Competence

The students are able to comprehend and memorize some vocabularies related to their daily life.

II. Basic Competence

The students are able to recognize the meaning of new vocabulary and use them in daily life.

III. Indicators

9. Identifying new English vocabulary based on the topic.
10. Identifying the meaning of the words related to the topic

IV. Objectives

9. Students are able to express the meaning of the words related to the topic.
10. Students are able to make sentences with the words based on the topic.

V. Material

Describing Things

VI. Method and Technique of Teaching

Picture Media

VII. Teaching and Learning Activities

Teacher's Activities	Students Activities
Pre-activities <ol style="list-style-type: none">1. Greeting the students2. Ask the students to praying together3. Checking students' attendance While Activities : <ol style="list-style-type: none">1. Introducing the topic to the students.2. Giving some question based on the topic.3. The teacher explain the material4. Teacher ask the students to make their group.5. Teacher explain that what the students will going to do.6. Teacher gives the material and ask them to describe the picture.7. Asking the students who will be as	Pre-activities <ol style="list-style-type: none">1. Responding to the greeting2. Praying together3. Showing the attendance While Activities <ol style="list-style-type: none">1. Listening and pay attention2. Answering the questions given by the teacher.3. Listening and pay attention.4. Students make a group.5. Listening and pay attention.6. Students start to describe the picture.7. Each representative present their summary.8. Listening and pay attention.

<p>speaker to present their summary.</p> <p>8. Teacher correct students summary</p> <p>Post Activities</p> <ol style="list-style-type: none"> 1. Asking the students to retell the words that related to the topic. 2. Giving the feedback by asking some question related to the topic. 3. Asking the students to ask if they have any difficulties on the lesson being taught, 4. Giving reflection about the topic. 5. Teacher give a game if there is a time 	<p>Post Activities</p> <ol style="list-style-type: none"> 1. Retelling the words that have been taught. 2. Answering the question. 3. Asking question if they find any difficulties on the lesson being taught. 4. Listening to the teacher explanation. 5. Students play a game.
--	---

VIII. Source Material

- English Dictionary
- Picture

IX. Evaluation

- Type of test : Written test
- Form of test : Multiple choice test and Completion test



LESSON PLAN

Level : Junior High school

Subject : English

Class : VII C

School : MTs Madani Alauddin Pao-Pao

Time : 2 x 40 minutes

I. Standard Competence

The students are able to comprehend and memorize some vocabularies related to their daily life.

II. Basic Competence

The students are able to recognize the meaning of new vocabulary and use them in daily life.

III. Indicators

11. Identifying new English vocabulary based on the topic.
12. Identifying the meaning of the words related to the topic

IV. Objectives

11. Students are able to express the meaning of the words related to the topic.
12. Students are able to make sentences with the words based on the topic.

V. Material

Telling time

VI. Method and Technique of Teaching

Picture Media

VII. Teaching and Learning Activities

Teacher's Activities	Students Activities
Pre-activities <ol style="list-style-type: none">1. Greeting the students2. Ask the students to praying together3. Checking students' attendance While Activities : <ol style="list-style-type: none">1. Introducing the topic to the students.2. Giving some question based on the topic.3. The teacher explain the material4. Teacher give an exercise to the students5. Teacher correct the students result6. Post Activities <ol style="list-style-type: none">1. Asking the students to retell the words	Pre-activities <ol style="list-style-type: none">1. Responding to the greeting2. Praying together3. Showing the attendance While Activities <ol style="list-style-type: none">1. Listening and pay attention2. Answering the questions given by the teacher.3. Listening and pay attention.4. Students doing the exercise.5. Listening and pay attention. Post Activities <ol style="list-style-type: none">1. Retelling the words that have been

<p>that related to the topic.</p> <ol style="list-style-type: none"> 2. Giving the feedback by asking some question related to the topic. 3. Asking the students to ask if they have any difficulties on the lesson being taught, 4. Giving reflection about the topic. 5. Teacher give a game if there is a time 	<p>taught.</p> <ol style="list-style-type: none"> 2. Answering the question. 3. Asking question if they find any difficulties on the lesson being taught. 4. Listening to the teacher explanation. 5. Students play a game.
---	---

VIII. Source Material

- English Dictionary
- Picture

IX. Evaluation

- Type of test : Written test
- Form of test : Multiple choice test and Completion test.



APPENDIX II

Research Instrument Pre-test

Nama :

Kelas :

Choose the correct answer from the option!

1. My mother is cooking at the ...
 - a. Dining room
 - b. Bathroom
 - c. Kitchen
 - d. Living room
2. Mira : Good night, honey!
Daughter :, Mom.
 - a. Good morning
 - b. Good night
 - c. Good evening
 - d. Good bye
3. A : Thank you very much.
B :
 - a. Bye-bye
 - b. You are welcome
 - c. See you later
 - d. Nice to meet you
4. I am so hungry. So, I ... a meal
 - a. Prepare
 - b. Walk
 - c. Kick
 - d. Wear
5. I want to ... Australia with my parents
 - a. Move
 - b. Run
 - c. Find
 - d. Come
6. A: When you did get up this morning?
B:
 - a. I had my breakfast
 - b. I was sleepy
 - c. I got up at 4.30
 - d. I was oversleep
7. Luna didn't study hard. She didn't ... the exam
 - a. Study
 - b. Pass
 - c. Give
 - d. Break
8. The gardener ... the grass every Monday and Thursday.
 - a. Cuts
 - b. Plans
 - c. Trains
 - d. Comes
9. I can't hear everything since my ... are sick
 - a. Eyes
 - b. Ears
 - c. Nose
 - d. Mouth
10. My dad is a nurse. He works in Grastelina Hospital. He ... the people
 - a. Thinks
 - b. Ignores
 - c. Helps
 - d. Finds

11. This is ...



- a. a book
- b. a pen
- c. a pencil
- d. an eraser

15. The ... is made from wood



- a. Table
- b. Chair
- c. Door
- d. Window

12. It is ...



- a. a book
- b. a pencil
- c. a pen
- d. an eraser

16. ... purpose to see



- a. Mouth
- b. Ear
- c. Eye
- d. Nose

13. Look at the picture! What is this?



- a. That is a table
- b. That is a window
- c. That is a door
- d. That is a chair

17. ... purpose to hear/listen



- a. Mouth
- b. Ear
- c. Eye
- d. nose

14. Look at the picture! What is this?



- a. That is a table
- b. That is a ruler
- c. That is a pencil
- d. That is a book

18. ... purpose to smell



- a. Mouth
- b. Ear
- c. Eye
- d. Nose

19. What are they doing ...



- a. Reading a book
- b. Listening a music
- c. Playing a ball
- d. Drawing

20. What are they doing ...



- a. Reading a book
- b. Listening a music

- c. Playing a ball
- d. Drawing


Fill in the blank to complete the sentence below!

Do you know Isyana Sarasvati? She is a very (1) from Indonesia. She is (2) Her (3) ... is Isyana Sarasvati.

She is usually (4) ... This beautiful lady was born in (5) ... West Java, (6) Her parents are (7)

Isyana, (8), is slim. She is only (9) She has a long smooth beautiful hair. By the way, she looks like (10)

1. Sapta Dewi Kardana and Luana Marpuanda
2. Bandung
3. on May 2, 1993
4. the Taurus girl
5. 50 Kg and 165 tall
6. called Isyana
7. a Korean Star
8. Famous singer
9. Pretty and very talented
10. Fullname



APPENDIX III

Research Instrument Post-test

Nama :

Kelas :

Read the following text below to answer question 1-5!

My classroom is very big. There are thirty six students and thirty six chairs for students in the classroom. The teacher's table is in front of the classroom. The teacher sit behind the table. Behind her is the whiteboard. Beside the whiteboard is a map of Indonesian archipelago. Under the map, there is a bookshelf. There are two windows in the room. Between the windows is a picture of Prambanan temple. I like my classroom very much.

1. "My classroom is very big ". The synonym of the underlined word is ...
 - a. Large
 - b. Great
 - c. Fat
 - d. Clean
2. Where does the teacher sit?
 - a. In front of the classroom
 - b. Behind the whiteboard.
 - c. Behind the table
 - d. behind the board
3. Where is the whiteboard?
 - a. Beside the teacher
 - b. Behind the wall
 - c. Behind the teacher
 - d. In front of the window
4. How many students in the classroom?
 - a. 16
 - b. 26
 - c. 36
 - d. 46
5. What kind of text is the text above?
 - a. Recount
 - b. Descriptive
 - c. Narrative
 - d. Report

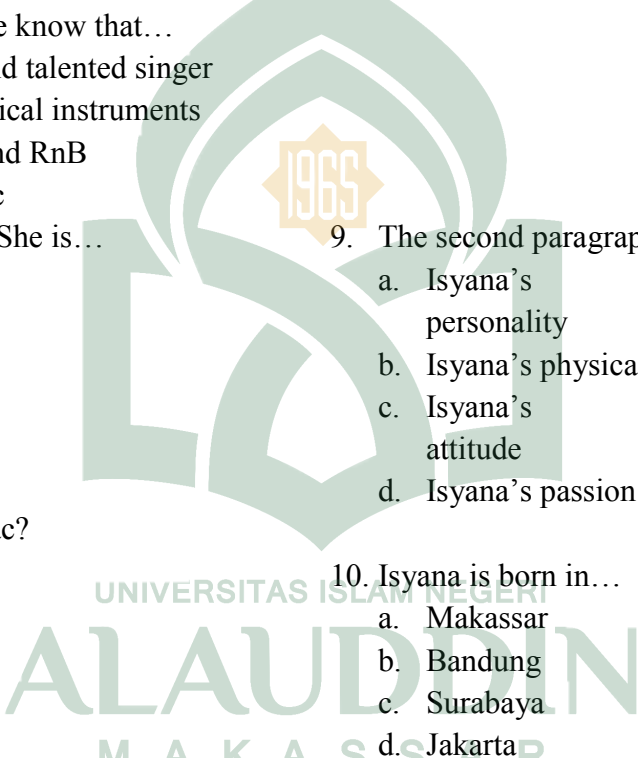
Read the following text below to answer question 6-10!

Do you know Isyana Sarasvati? She is a very famous singer from Indonesia. She is pretty and very talented. Her fulname is Isyana Sarasvati. She is usually called Isyana. This beautiful lady

was born in Bandung, West Java, on May 2, 1993. Her parents are Sapta Dwi Kardana and Luana Marpanda.

Isyana, the Taurus girl, is slim. She is only 50 kg and 165 tall. She has a long smooth beautiful hair. By glimpsing, she looks like a korean star.

Talking about her personality, Isyana is kind of introvert girl. She seems very quiet. But actually she is friendly enough to people. Talking about her passion in music. Isyana likes jazz, RnB, pop, and soul. She also can play piano, saxophone, and violin. That's fantastic. What do you know about her song? Isyana is being famous because of a very romantic song entitled "Keep Being You" and "Tetap dalam Jiwa".

- 
6. From the text above we know that...
- She is a famous and talented singer
 - She can't play musical instruments
 - She dislikes jazz and RnB
 - Isyana hate a music
7. What does Isyana do? She is...
- A Drummer
 - A Gitaris
 - A Pianist
 - A Singer
8. What is Isyana's Zodiac?
- Pisces
 - Gemini
 - Taurus
 - Scorpio
9. The second paragraph talks us about....
- Isyana's personality
 - Isyana's physical appearance
 - Isyana's attitude
 - Isyana's passion
10. Isyana is born in...
- Makassar
 - Bandung
 - Surabaya
 - Jakarta

Read the following text below to answer question 11-15!

My dad bought me a cat on my birthday. It is a male brown cat. I really love him as my pet. His name is Miki. He has brown fur. His fur is really soft and he likes to be rubbed on his belly. He has a long tail and big body. I always take him for walk around because he really like it. Miki is already as the part of our family.

11. What is my father gift for me?
- Dog
 - Cat

- c. Bird
- d. Doll

12. What the name of my cat?

- a. Fiji
- b. Miki
- c. Fiki
- d. Miji

14. I always take him for ...

- a. Walk
- b. Sleep
- c. Eat
- d. Take a shower

13. My cat has a ...

- a. Short tail and small body
- b. Short tail and big body
- c. Long tail and small body
- d. Long tail and big body

15. "I really love him". The antonym of the underlined word is ...

- a. Like
- b. Hate
- c. Sweet
- d. Pretty

Read the following text below to answer question 16-20!

I usually wake up in the morning at 4.00 a.m. Then I immediately pray subuh. Before I go to school I already tidied my room, breakfast, and fed my cat. I go to school at 06.30 with my father accompany me. In the school I study from 06.30 a.m until 12.00 p.m. After school, I immediately change my clothes and have a lunch. After that, I play with my beloved cat. In the afternoon, I usually watch TV with my family. In the night, I do my homework and go to sleep at 09.00

16. What the text about?

- a. Daily activities
- b. Describing animal
- c. Telling time
- d. Invitation

17. Before I go to school I already tidied my room. The synonym of the underlined word is ...

- a. Messed up
- b. Cleaned up
- c. Swept
- d. Mopped

18. What pet the writer has?

- a. Bear
- b. Bird

- c. Cat
- d. Dog

19. How long the writer study in the school?

- a. 2-3 hours
- b. 3-4 hours
- c. 4-5 hours
- d. 5-6 hours

20. After that, I play with my beloved cat. The antonym of the underlined word is ...

- a. Like
- b. Pretty
- c. Sweet
- d. Hate



APPENDIX IV

The Score of the students' Pre-test and Post-test in Experiment Class

No	Respondents	PRETEST				POSTTEST			
		Reciprocal Teaching		Picture Media		Reciprocal Teaching		Picture Media	
		X ¹	X ²	X ¹	X ²	X ¹	X ²	X ¹	X ²
1	Nurdia Rahmayanti	38	1444	40	1600	70	4900	90	8100
2	Sisca	47	2209	50	2500	60	3600	80	6400
3	Nurul Syakilah	32	1024	35	1225	60	3600	80	6400
4	Sultan Idris	55	3025	55	3025	80	6400	90	8100
5	Afifah Nayla Widyani	35.5	1260.25	40	1600	60	3600	80	6400
6	Salsabila Sri Apriliani	42	1764	45	2025	70	4900	90	8100
7	Dwi Niska Maulina	40	1600	45	2025	70	4900	80	6400
8	Andi Ince Muhuways	40	1600	45	2025	70	4900	100	10000
9	Muh. Akram Akil	40	1600	45	2025	60	3600	90	8100
10	Nayla Amaliah Putri	50	2500	50	2500	80	6400	80	6400
11	Syifana Putri	30	900	35	1225	70	4900	90	8100
12	Muh. Akil Akbar	71.5	5112.25	70	4900	100	10000	100	10000
13	Muh. Chaerul Askar	53.5	2862.25	55	3025	90	8100	90	8100
14	Imratul Azizal	50	2500	55	3025	70	4900	80	6400
15	Wandy	76.5	5852.25	75	5625	100	10000	100	10000
16	Recto Ratio H,	63.5	4032.25	55	3025	90	8100	100	10000
17	Intan Istikhara	30	900	65	4225	40	1600	90	8100
18	Adam Maulana	53.5	2862.25	35	1225	90	8100	90	8100
19	M. Nur Awal Zaid	73.5	5402.25	70	4900	90	8100	100	10000
20	Abdul Muied	63.5	4032.25	70	4900	100	10000	100	10000
	Σ	494	4316.766	1035	56625	1520	120600	1800	163200
	Average	41.166		51.75		76		90	

Where:

Σ : Sum of each datum
Average : Mean score

APPENDIX V

Documentation



CURRICULUM VITAE



The writer, **M. Nur Arasyil As'ad** was born on November 13, 1995 in Ujungpandang. He is the son of Muh. Idris S.E., M.M and Lenny Agustina S.E. He has four brothers, Restu Afriady Idris S.E, Muh. Khabir Idris, Ahmad Junaidul and Nabil Marzuq Idris, and two sisters, Sri Resky Wahyuni, and Indah Auliani Idris.

The writer began his study in SDN Inpres Tappanjeng Bantaeng, then moved to SDN Pao-Pao 2006 and graduated in 2007. He continued his study in MTs Madani Alauddin Pao-Pao and graduated in 2010. Then he continued her study in SMAN 03 Sungguminasa and graduated in 2013.

In following year, he continued his study at Alauddin State Islamic University of Makassar. He was majoring in English Education Department in Tarbiyah and Teaching Science Faculty. Now, he has been finishing his study and finishing his final project with the tittle: *“The Use of Reciprocal Teaching and Picture Media in Improving the First Grade Students’ Vocabulary at MTs Madani Alauddin Pao-Pao”*. During studied at the university, the writer active in organizations is United English Forum (UEF), and Lembaga Seni Budaya Mahasiswa (LSBM) ESTETIKA.

UNIVERSITAS ISLAM NEGERI
ALAUDDIN
M A K A S S A R