

IMPROVING STUDENTS' SPEAKING SKILL THROUGH HOLISTIC METHOD

(A Classroom Action Research in the Second Grade Students of SMP 1 South Sinjai)



A Thesis

**Submitted in Partial Fulfillment of the Requirements for the Degree of
Sarjana Pendidikan in English Education Department of
Tarbiyah and Teaching Science Faculty of
UIN Alauddin Makassar**

**ALAUDDIN
M A K A S S A R**

By:

AFDALIAH ANNISA

Reg. Number: 20400113048

**ENGLISH EDUCATION DEPARTMENT
TARBIYAH AND TEACHING SCIENCE FACULTY
ALAUDDIN STATE ISLAMIC UNIVERSITY OF MAKASSAR
2018**


PERSETUJUAN PEMBIMBING

Pembimbing penulisan proposal skripsi Saudari **Afdaliah Annisa**, NIM: **20400113048**, mahasiswa Jurusan Pendidikan Bahasa Inggris pada Fakultas Tarbiyah Dan Keguruan UIN Alauddin Makassar, setelah meneliti dan mengoreksi secara seksama proposal skripsi yang bersangkutan dengan judul **“Improving Students’ Speaking Skill through Holistic Method in The Second Grade Students of SMP 1 South Sinjai ”** memandang bahwa proposal skripsi tersebut telah memenuhi syarat-syarat ilmiah dan dapat disetujui untuk diajukan ke sidang munaqasyah.

Demikian persetujuan ini diberikan untuk diproses selanjutnya.

Makassar, 20 Maret 2018

Pembimbing I



Prof. Hamdan Juhannis, M.A, Ph.D
NIP. 19701231 199603 1 005

Pembimbing II



Dra. Hj. St. Azisah, M. Ed. St. Ph.D
NIP. 19671231 199303 2 016

PERNYATAAN KEASLIAN SKRIPSI

Mahasiswa yang bertanda tangan di bawah ini:

Nama : Afdaliah Annisa
NIM : 20400113048
Tempat/Tgl. Lahir : Sinjai, 01 Desember 1995
Jur/Prodi/Konsentrasi : Pendidikan Bahasa Inggris
Fakultas/Program : Tarbiyah dan Keguruan
Alamat : Villa Patalassang Indah
Judul : **Improving Students' Speaking Skill through
Holistic Method in Second Grade Students of
SMP 1 South Sinjai**

Menyatakan dengan sesungguhnya dan penuh kesadaran bahwa skripsi ini benar adalah hasil karya sendiri. Jika di kemudian hari terbukti bahwa ia merupakan duplikat, tiruan, plagiat, atau dibuat oleh orang lain, sebagian atau seluruhnya, maka skripsi dan gelar yang diperolehnya karenanya batal demi hukum.

UNIVERSITAS ISLAM NEGERI

ALAUDDIN
MAKASSAR

Makassar, 30 Maret 2018

Penyusun,


AFDALIAH ANNISA
NIM.20400113048

PERNYATAAN KEASLIAN SKRIPSI

Mahasiswa yang bertanda tangan di bawah ini:

Nama : Afdaliah Annisa
NIM : 20400113048
Tempat/Tgl. Lahir : Sinjai, 01 Desember 1995
Jur/Prodi/Konsentrasi : Pendidikan Bahasa Inggris
Fakultas/Program : Tarbiyah dan Keguruan
Alamat : Villa Patalassang Indah
Judul : **Improving Students' Speaking Skill through Holistic Method in Second Grade Students of SMP 1 South Sinjai**

Menyatakan dengan sesungguhnya dan penuh kesadaran bahwa skripsi ini benar adalah hasil karya sendiri. Jika di kemudian hari terbukti bahwa ia merupakan duplikat, tiruan, plagiat, atau dibuat oleh orang lain, sebagian atau seluruhnya, maka skripsi dan gelar yang diperolehnya karenanya batal demi hukum.

Makassar, 30 Maret 2018

UNIVERSITAS ISLAM NEGERI

Penyusun,

ALAUDDIN
M A K A S S A R

AFDALIAH ANNISA
NIM.20400113048

PENGESAHAN SKRIPSI

Skripsi yang berjudul, *“Improving Students’ Speaking Skill through Holistic Method in Second Grade Students of SMP 1 South Sinjā”*, yang disusun oleh **Afdaliah Annisa NIM: 20400113048**, mahasiswa Jurusan Pendidikan Bahasa Inggris pada Fakultas Tarbiyah dan Keguruan UIN Alauddin Makassar, telah diujikan dan dipertahankan dalam sidang munaqasyah yang diselenggarakan pada hari Kamis, Tanggal **27 maret 2018** bertepatan pada Tanggal **10 Rajab 1439 H**, dinyatakan telah dapat diterima sebagai salah satu syarat untuk memperoleh gelar Sarjana Pendidikan (S.Pd) pada Fakultas Tarbiyah dan Keguruan, Jurusan Pendidikan Bahasa Inggris dengan beberapa perbaikan.

Samata-Gowa, 27 Maret 2018

10 Rajab 1439 H

DEWAN PENGUJI

(SK. Dekan No. 702 Tertanggal 23 Maret 2018)

Ketua : Dr. Muljono Damapolii, M.Ag.

Sekretaris : Dr. Kamsinah, M.Pd.I.

Munaqisy I : Dr. H. Abd Muis Said, M.Ed.

Munaqisy II : Muh. Rusydi Rasyid, S.Ag., M.Ag., M.Ed.


Pembimbing I : Prof. Hamdan Juhannis, M.A., Ph.D

Pembimbing II: Dra. Hj. St. Azisah, M. Ed. St. Ph.D

Mengetahui :

Dekan Fakultas Tarbiyah dan Keguruan

UIN Alauddin Makassar


Dr. H. Muhammad Amri, Lc., M.Ag.
NIP: 19730120 200312 1 001

ACKNOWLEDGEMENTS

Alhamdulillah RabbilAlamin, the researcher would like to praise and express the high gratitude to Allah SWT, may Almighty God, the Lord of the universe who has given the blessing and inspiration and who has led to finish this research. Besides, the researcher does not forget to express shalawat and salam to the Prophet Muhammad SAW who has led muslims from the darkness to the lightness.

Furthermore, the researcher really appreciates for her beloved parents. They are **(Alm) Kamaruddin and Eli** as the lovely father and mother who love, pray, motivate, and support the researcher for all of their life. They always remind the researcher to take care her helth while finishing this research.

The researcher realizes that this research would not finish without the help and the guidance from other people, so the researcher would like to express her deepest thanks to the following person:

1. **Prof. Dr. Musafir Pababbari, M.A.** as the Rector of Islamic State University of Alauddin Makassar for his advice, during She studied at the university.
2. **Dr. H. Muhammad Amri, Lc., M.Ag.** as the Dean of Tarbiyah and Teaching Science Faculty for advice and Motivation.
3. **Dr. Kamsinah, M.Pd. I. and Sitti Nurpahmi, S.Pd., M.Pd.** as the Head and the Secretary of English Education Department of Tarbiyah and Teaching Science Faculty of Alauddin State Islamic University (UIN) Makassar.

4. **Prof. Hamdan Juhannis, M.A, Ph.D** and **Dra. Hj.St. Azisah, M. Ed. St. Ph.D** as the Consultant I and II, who were never tired to guide and gave the researcher support and brilliant ideas in finishing this thesis.
5. The researcher says thanks for **the students in VIII.B of SMP 1 South Sinjai**, as the subject of the research that had given information about the difficulties in teaching speaking skill.
6. The researcher also would say thank you so much for beloved friends in **PBI 34/EED 34** academic year 2013 and beloved friends from **exact 3 of SMA 1 South Sinjai** academic year 2013, thanks for accompanying the researcher for more than four years. She will miss and remember you all.
7. The special thanks would like to be said by the researcher to her best friend, **Desi Nirmalasari, Wiwi Rahyuni, Masyita Amani, Rahma Ramli, Rahmi Ramli, Nur Riska, Hawariya and Muh. Irsal** who always accompany, support, help, and remind the researcher in each situation.
8. The researcher' friends who always gives motivation, always supports and helps to finish this thesis.

Wassalamu 'Alaikum Warahmatullahi Wabarakatuh.

Makassar, 28 March 2018
The Researcher,

AFDALIAH ANNISA
NIM.20400113048

LIST OF TABLES

| | |
|--|----|
| Table 3.1 Assessing Students Progress | 27 |
| Table 3.2 Rating Score of Pronunciation | 29 |
| Table 3.3 Rating Score of Grammar | 29 |
| Table 3.4 Rating score of Vocabulary..... | 30 |
| Table 3.5 Rating score of Accuracy and Fluency | 31 |
| Table 4.1 The students speaking score of pre-test, post-test 1 and post-test 2..... | 41 |
| Table 4.2 Students questionnaire result | 46 |
| Table 4.3 The students' participation in speaking during CAR..... | 48 |




LIST OF FIGURES

Figure 3.1 Kurt's Lewin's Action Research Design24


Figure 3.2 The Phases of Classroom Action Research25

that Modified by the Writer



LIST OF APPENDICES

| | |
|--|----|
| Appendix 1 LESSON PLAN | 57 |
| Appendix 2 The question of pre-test | 63 |
| Appendix 3 The question of post-test 1 and post-test 2 | 64 |
| Appendix 4 The procedure of the test | 65 |
| Appendix 5 The Students Speaking Score of Pre-Test, Post-Test 1 and 2 | 66 |
| Appendix 6 Angket Ranah Afektiv Siswa | 67 |
| Appendix 7 Result of Questionnaire | 69 |
| Appendix 8 Assessing Student's Progress | 71 |



ABSTRACT

Name : Afdaliah Annisa
Reg. Number : 20400113048
Department : English Education
Faculty : Tarbiyah and Teaching
Title : Improving Students' Speaking Skill through Holistic Method in VIII.B Class of SMP 1 South Sinjai
Consultant I : Prof. Hamdan Juhannis, M.A., Ph.D
Consultant II : Dra. Hj.St. Azisah, M. Ed. St. Ph.D

The eight grade students in junior high school are expected to be able to speak the simple utterance in English. However, in reality, only a few students in junior high school could do that. Based on the condition, this research is aimed to knowing whether students' speaking ability can be improved by using holistic method in the second grade students of SMP 1 South Sinjai academic year 2017/2018. Then to make this research easy to understand, the researcher formulates as follow "can holistic method improve the students' speaking skill through holistic method in second grade students of SMP 1 South Sinjai?".

This research used classroom action research (CAR). The classroom action research that used in this research adopting Kurt Kewin's design; it consist of four phases those are: planning, acting, observing and reflecting. This study conducted five meetings in two cycles. Before implementing post-test 1 in first cycle, the researcher gave pre-test in first meeting. The post-test 1 was conducted in two meetings and post-test 2 was conducted in two meetings. There are two analysis data of this research. First, the researcher get average of students speaking skill per action within one cycle, next calculate the class percentage which pass the KKM and then the researcher tries to identifies whether or not there might have students' improvement score on speaking skill. Second, after analyzing the result of test and observing the activity, the researcher also use questionnaire to find out students response.

There are three the result of analysis data. First, related to the test result, percentage score in pretest is 27.58%, after implementing the holistic method in post-test one of cycle I is 48%, the result needed more improved because it could not achieve yet 75%, so the researcher continue in the post-test 2 of cycle II and get percentage score 86.2%. Second, related to observation result showed that the students were braver and more confident in speaking, it can be seen from their participation in the class, participation in conversation and their performance. Third, related to the questionnaire result, it is improved that the response of the students and their interest in learning speaking using holistic method is 78.75% that means it falls into very strong category. It can be concluded that the most students love holistic method. Moreover, they admitted that their speaking skill is improved.



UNIVERSITAS ISLAM NEGERI
ALAUDDIN
M A K A S S A R

CHAPTER I

INTRODUCTION

A. Background

English is one of the human languages in the world that has important role in communication. English has become international language and almost practiced in everyday life. Also English become determinant factor in competitive assessment in the global era. Only the participant who can speak English could attend the competition.

Four skills should be mastered in Learning English, namely listening, speaking, reading and writing. The four language skills are related to each other, like the direction of communication (in or out). The direction of communication means that when we are listening, it means that we are getting information and when we are speaking it means that we are telling information. Also, by reading we can express an idea in writing.

In formal education, listening and speaking as the important of language skill get less proportion in the English teaching and learning. The teachers too often teach reading and writing. Some teachers assume that giving the students writing or reading tasks makes them more settled and more quiet and seems to get a better and more effective condition of teaching-learning process rather than giving them speaking task which usually seems to make the class very noisy. In addition, the English examination in formal education gives too much proportion in reading-writing test. There is rarely speaking test. Consequently the students assume that listening and speaking are not very important to study.

Speaking is productive skill of language learning. It involves communicative performance, and other important elements, such as pronunciation, intonation, grammar, vocabulary, etc. They should be taught in any language learning to make the learners able to use the target language to communicate.

Despite we will find some students are not able to produce some words or even passive in the classroom, and it caused many things include students, class situation, environment, teaching method, technique, approach or even from the teachers who cannot deliver their material successfully. In addition, Speaking is like the first assessment for each learner who is studying English and each learner has to speak.

The researcher has found similar case in SMPN 1 South Sinjai, VII-2 class where the students cannot say something perfectly in English. They do not know what they want to say and how to say something, they look very confused to express ideas on their mind even not active enough on their speaking class, and it can be seen as the last score of the students that almost do not achieve minimal criteria, 65. According to the teacher's experiences that the problem relates directly to the teaching method and how the teacher delivers material. There is no specific method to teach English, we are not controlling the class but we are controlled by the class and situation.

Speaking is the most important lesson that the students should be mastered, but in fact speaking becomes the most difficult lesson to understand by the students, so that the speaking always becomes passive class in every meeting.

Teaching speaking is an interesting and challenging duty for teacher for some considerations. An EFL teacher is asked to be more creative with flexible lesson planning in teaching this skill, like selecting an appropriate technique, materials, teaching instructions, teaching aids, and time allocation which can help the students in their process to speak the language well.

There are many techniques can be adopted by the teacher in teaching this skill, and one of them is holistic, and it is also recommended by the researcher after considering the case above. Holistic is from the replaces oral English learning classroom with a conversation English experience. Then, the learner can get experience to express their idea in front of class with confident.

This methods introduced by an educator, Scott H Young, and it has been adapted and adopted by many EFL teachers in improving English. Scott says that by using this method one can teach languages approximately three to five times as quickly as conventional method. However, it is not limited to the learning of languages, but language learning was found to be a process in which one can easily measure how much and how fast something is learned.

Based on the factual information and explanation above, the researcher interest to conduct a class action research under the title “Improving Students’ Speaking Ability Through The Use Of Holistic Method (A study at the VII-2 class students of SMP Negeri 1 South Sinjai, Sinjai Regency).

B. *Research Problems*

The researcher specifies the research in improving speaking using holistic method in the second year students class VIII.B of SMP 1 South Sinjai. Then to make the study easy to understand, the researcher formulates the problem as follow “Can holistic method improve the students’ speaking ability through holistic method in second grade students of SMP 1 South Sinjai?”

C. *Research objective*

This research aims to find out whether or not there were improvement of the students’ speaking ability through holistic method in the second grade students of SMP 1 South Sinjai.

D. *Research significance*

1. Theoretical Significance

The values of the research will give contribution to the theoretical development of the holistic method is teaching EFL students at SMP 1 South Sinjai.

2. Practical Significance

a. For Teacher

This research expected to be useful information as references for English teacher to apply holistic method in teaching English in senior high school.

b. For Students

By this research, the researcher really hopes that all of students can enjoy their English class by using the holistic method. The researcher hopes the students

can explore their insight by making a deal with the English teacher to choose a theme related to their needs.

c. For Researcher

This method will make the students enjoy in language classroom activities with interesting material, comfortable environment, and self-confidence. In the future, the researcher expects that the method will be a contributive method to institution, science, and government in Indonesia that has been mentioned in Pancasila and UUD 1945.

E. *Research scope*

There are many problems found related to speaking skill in the teaching learning process, but it is impossible to solve all the problems. The eight grade students in junior high school are expected to be able to speak the simple utterance in English. However, in reality, only a few students in junior high school could do that. Focus at the speaking skill in this restricted is fluency and accuracy with pronunciation, vocabulary, grammar and self-confidents. The scope of the study is limited to the use of holistic method in improving speaking skill of the second grade of SMP 1 South Sinjai.

For the holistic method, the researcher limited the method in two techniques they were: role play and problem solving. The study also tries to find out the students' responses to the method. The research also tries to find out the students' score improvement in each cycle of classroom action research.

CHAPTER II

LITERATURE REVIEW

A. Literature review

1. Related findings

Many researchers have done the studies about how to improve students' speaking skill. Some of them also choose holistic method and working in role play as the teaching method. The following are some of them :

Ahmad Asy'ari (2011) in his research improving speaking ability use Holistic Method, stated that the improvement of the students' speaking accuracy and the students' speaking fluency that are significant is considered into students' speaking ability. Therefore, the use of holistic method can improve the students speaking ability.

Gibson (2004) in his research stated about the effectiveness of group working as one of the technique of Holistic Method. He revealed that arranging the students in groups of four or five at the beginning of each class is the first step toward developing students' conversation abilities and effectively managing large class. Supported by Kayi (2006) in her research, she agreed that working in groups could create a classroom environment where students have real-life communication, authentic activities and meaningful tasks that promote oral language. Another researcher, Rani (2014) studied Semarang State University conclude that in her researcher is working in groups will help the teacher can develop students' ability in speaking skill effectively.

Sari Irianty (2011) studied in Syarif Hidayatullah State Islamic University. Her research was about using Role Play as one of Holistic Method techniques, in teaching speaking for junior high school. She found that by using the Holistic Method technique, the students' speaking ability improved. By applying holistic method, students showed positive responds, they were motivated to learn English because the technique made English was easier to be learnt.

Titik Indrawati (2011) studied Surakarta Muhammadiyah University. Her research about the use of problem solving technique to improve students' speaking skill. Problem solving is one of Holistic method technique. The result of the research showed that by implementing problem solving technique in teaching speaking, the students become active and there is no boredom anymore. The students' motivate improves.

B. Pertinent Ideas

a. Speaking

1) Definition of Speaking

Speaking skill, as the researcher writes in the previous chapter is one of human language in the world that has important role in communication. So that, the researcher explained about the nature of speaking itself in order that gives the obvious information about what speaking is. 6

Hornby (1995) implies speaking also means to use language in ordinary not in singing. Above theories emphasize that speaking is an effort to use language freely, being able to speak which puts more emphasize in interaction, communication and understanding each other. In addition, Brown (1994)

speaking is an interactive process of constructing meaning which is comprised of producing and receiving information. In this section, the researcher will consider what the meaning of “speaking” is. As Brown (2000) states successful oral communication in the target language with other speakers serve as a display of successful language acquisition. This statement brings forth the significance of developing speaking skill, indicating competent language learners.

Speaking is such a fundamental human behavior that we do not stop to analyze it unless there is something noticeable about it. What we fail to notice on a daily basis, however, are the myriad physical, mental, psychological, social and cultural factors that must all work together when we speak. It is even more impressive feat when we will hear someone speaking effectively in a second or foreign language.

Four components of communicative competence like fluency and accuracy, pronunciation and self-confidence will several practical implications for EFL and ESL teachers. Since communicative competence is a multifaceted soundtrack, it is important for teachers to understand the complexities learners face when they are speaking English.

One of those complexities is balancing fluency and accuracy. A proficient speaker is both fluent and accurate. Accuracy in this context refers to the ability to speak properly-that is, selecting the correct words and expressions to convey the intended meaning, as well as using the grammatical patterns of English. Fluency, on the other hand, is the capacity to speak fluidly, confidently and at a rate consistent with the norms of the relevant native speech community.

An important concept for teachers to understand is that while students are at the beginning and intermediate levels of language learning, that is, while they will develop their proficiency, fluency and accuracy often work against each other. Before grammar rules become automatic and while learners will acquiring essential vocabulary items, applying become automatic and while learner will acquiring essential vocabulary items, applying the rules and searching one's memory for the right words can be laborious mental processes, which slow the learners' speech and make them seem diffident. Likewise, language learners can sometimes speak quickly, without hesitating to apply the rules they have learned, but doing so may decrease their accuracy (that is, the number of errors they make in speaking may increase).

2) Points to consider about speaking

Speaking is a form of communication, so it is important that you say is conveyed in the most effective way. How you say something can be as important as what you say getting your meaning across. Jones stated that there are some points to consider about speaking. They are:

a) Clarity

The words you speak must be clear if listeners are to understand what you say. This means speaking your words distinctly and separately, not running them together and slurring them.

b) Variety

Speech has its own rhythms and tunes. The voice usually rises, for instance, to indicate a question. Some words in a sentences require more emphasis than

other if the meaning is to be clear. Unimportant words tend to be spoken more quickly than important ones. Consider things like pitch, emphasis, speed, variations in volume, and pauses.

c) Audience and tone

The way you speak and the tone you use will be affected by the audience to whom you are speaking.

In short, in speaking, speaker must consider the three points above so that they can convey meaning as effectively as possible.

3) Types of speaking activities

The most important feature of speaking activity is to provide an opportunity for the students to get individual meanings across and utilize every area of knowledge they have. According to Riddle, there are the various kind of activities that can be implemented by teachers in order to stimulate students speak. Those activities are ranking, balloon debate, debates, describing visual, role-plays, students talk, and discussion. In this study, the researcher chooses Holistic Method as a technique to improve the students' speaking skill because it can work with any levels. With lower levels, give them a realistic context (especially if in an English-speaking country) like shopping and a realistic role (i.e the costumer, not the shop assistant)

b. Teaching Speaking

1) What is teaching Speaking?

Teaching speaking according to Hayriye Kayi (2014) is to teach English learner to:

- a) Produce the English speech sound and sound patterns
- b) Use word and sentences stress, intonation pattern and the rhythm of the second language.
- c) Select appropriate words and sentences according to the proper social setting, audience, situation and subject matter.
- d) Organize their thoughts in a meaningful and logical sequence.
- e) Use language as a means of expressing values and judgments.
- f) Use the language quickly and confidently with few unnatural pauses, which is called as fluency.

In those meanings of teaching speaking above, the teacher must pay attention of some important aspects include producing sentences, intonation, rhythm and stress. Those sound production must be meaningful because it must be produced logically from thoughts.

2) Reasons for Teaching Speaking

Harmer stated that there are three main reasons for getting students to speak in the classroom:

- a) Speaking activities provide rehearsal opportunity changes to practice real life speaking in the safety of the classroom

- b) Speaking tasks in which students try to use any or all of language they know to provide feedback for both teacher and students. Everyone can see how well they are doing: both how successful they are and what language problems they are experiencing.
- c) In speaking, students have opportunities to activate the various elements of language they have stored in their brains, the more automatic their use of these elements become. As a result, students gradually become autonomous language users. This means that they will be able to use words and phrase fluently without very much conscious thought.

Seen how speaking activities provide opportunities for rehearsal give both teacher and students feedback and motivate students because of their engaging qualities. Above all, they help students to be able to produce language automatically.

3) The Goal of Teaching Speaking

The goal of teaching speaking skill is communicative efficiency. It means learners should be able to make themselves understood, using their current proficiency to the fullest. They should try to avoid confusion in the message due to faulty pronunciation, grammar, or vocabulary and to observe the social and cultural that applies in each communication situation.

4) Students' Need in Speaking

Speaking is a complex skill requiring the simultaneous use of a number of different abilities, which often develop at the different rates. Either four or five

components are generally recognized in analyzing the speech process.(Heaton 1990)

a) Pronunciation (including the segmental features –vowels and consonants and the stress and intonation patterns)

As stated by Harmer, if students want to be able to speak fluently in English, they need to be able pronounce phonemes correctly, use appropriate stress and intonation patterns and speak in connected speech. The speaker must be able to articulate the words pronunciation, second language learners regularly have problem distinguishing between sounds in the new language that do not exist in languages they already know.

b) Grammar

It is obvious that in order be able to speak foreign language, it is necessary to know a certain amount of grammar and vocabulary (Bygate, 1997) . Grammar is the sound and the sound patterns, the basic unit of meaning, such a words, and the rules to combine them to form new sentences (Fromkin, 1998). Therefore grammar is very important in speaking because if the speaker does not mastering grammar structure, he cannot speak English well.

c) Vocabulary

As we known, vocabulary is a basic element in language. Vocabulary is single words, set phrase, variable phrases, phrasal verbs and idioms (Folse, 2004). It is clear that limited vocabulary mastery makes conversation virtually impossible.

d) Fluency

In simple terms, fluency is the ability to talk freely without too much stopping or hesitating (Riddle, 2001). Meanwhile, according to Gower et-al, Fluency can be thought of as ‘the ability to keep going when speaking spontaneously’. When speaking fluently students should be able to get the message across with whatever resources and abilities they have got, regardless of grammatical and other mistakes.

e) Comprehension

Comprehension is discussed by both speakers because comprehension can make people getting the information they want. Comprehension is defined as the ability to understand something by a reasonable comprehension of the subject or as the knowledge of what a situation is really like.

b. Holistic learning

1) Definition of holistic

According to Kimble (2008) The term Holism derives from the Greek word is Holos, meaning “all”, “entire” or “total”. Holism presupposes that not all the properties of a given system will be determined or explained by its component parts alone. In addition, Miller (1993) asserts that holistic is rooted in metaphor (as opposed to technique), enabling it to change and evolve in response to the existential and cultural situation of teacher and learner. In this chapter we will explore how ideals of holism and holistic dictate to us the importance of

concentrating on the creation of an environment in which the individual will develop to the best of their potential.

Holistic is basically the opposite of rote memorization (Scott H Young, 2007). Holistic is a skill that takes practice. I do not believe in quick fix solution, and holistic learning certainly is not one of them. These techniques should allow a small, immediate boost on comprehension, but the real goal of highly interlinked web takes time (Scott H Young, 2007).

Holistic the focus is on coordinating all parts of the body to perform a particular function. Mind is not the only instrument. The whole body is used for learning purpose. This method also emphasizes the need of using all the senses so that your learning becomes a combination of lessons learned by all the senses (Ruben, 2009).

In Holistic, learning activities are managed in a very special way. Much key information is sneaked in through "the back door" of students' consciousness by an extremely simple ploy: the teacher specifically designs activities that force learners to focus their conscious attention on less important, extraneous input at the same time as they are obliged to unconsciously make use of essential knowledge. This "sidetracking" process ensures that key information is directed to the long-term memory, which soaks up peripheral perceptions, stocks them as vaporous intuitive impressions for four days and lets them seep into consciousness like a drip feed. This process tries to replicate real life and allow the brain to do what it does best: decode complex patterns in order to ensure survival.

De Porter (1999: 33) point to the literature demonstrating a direct correlation between emotional engagement and student learning performance as an argument for the necessity of relationship/trust building in teaching. In their own research, the authors found that the top reason kids gave for not listening to/liking teachers was “they don’t relate to me”. From this statement states the close relationship between teacher and students is also needed in the process.

2) Holistic learning

Holistic education attempts to move away from the traditional fragment approaches to learning and focus on integration and connection. As much as possible it will seek learning situation where the knowledge becomes part of the child’s experiences.

The holistic teachers will seek the integration so that what the child encounters becomes part of him or her. Too often in school, knowledge will acquire for a test and quickly forgotten. Holistic learning will not satisfied with this approach. Six types of connections will describes below that attempt to facilitate holistic learning is Linear thinking and intuition, Relationship between mind and body, Relationship among subject, Relationship between self and community, Earth connection and Self connection

3) Basic principles of Holistic Method

The first information that tries to show by the researcher is the characteristic of technique where the use of holistic method will be applied.

a) One other way of getting students to speak is role-playing. Students pretend they are in various social contexts and have a variety of social roles. In role-play

activities, the teacher gives information to the learners such as who they are and what they think or feel. Thus, the teacher can tell the student that "You are David, you go to the doctor and tell him what happened last night, and..." (Harmer, 1984). It is the main concept of holistic in classroom to teach speaking with concept of active learning; teacher provides concept of teaching instruction that is easy to understand by the students.

b) Working group. To grow their speaking up is get positive interdependence in working group, students as member of group feel that what one member helps all and what hurts one member will hurts all. Learners in group help, assist, encourage, and support each other's effort to learn. Also, working group make them improve interaction, getting feedback and more information.

c) Problem Solving. This technique is to share the information of the topic and the teacher gives opportunity to the students to work pairs or small group, in order to make focus in problem solving. In other way, students also can discuss with teacher about the topic learning, so that way the students easy to understand the topic.

According to the research findings above, the research may say that speaking is the first skill of English and it must be prepared earlier, especially to the young language learners (YLL) with essential materials that they always find in their life or interaction.

4) Holistic In The Classroom

According to Roger Nunn, in A Holistic Classroom Activity – The Class Survey. This is process a second language classroom states that teaching speaking using Holistic, the teacher should take some steps:

a) Step One

The teacher introduces the task and helps students prepare. At this step the teacher is probably controlling all student actions from the front of the class. Some kind of sheet like the one provided below is recommended to provide a focus for preparation. The teacher can then demonstrate possible survey questions to students in the whole-class session and get students to demonstrate their questions in interaction with teacher. There is also a pre-survey option of drilling the language that is likely to be needed or providing language support and handouts. It is assumed that the vocabulary of the topic itself has been introduced elsewhere as it is probably the topic of a unit which has been studied during previous lessons. Going into survey “cold” is not recommended. Varying combinations of reading texts, speaking exercises, teacher-led introductions or discussion, pair/group exercises will normally already have established a topic.

b) Step Two

Students and teacher circulate freely round the class doing the survey, providing a rare opportunity for one-to-one interaction of a more equal nature between the teacher and lot of students. In this way the teacher will also become aware of any problems. More controlled formulas for students movement can also be set up with difficult classes. While conversations are relatively spontaneous, a survey also requires repetition practice of the same structures in a more natural

context than a traditional drill activity. They also often tend to require follow-up questions and questions asking for clarification if the survey is to be done well.

c) Step Three

Students return to their seats to prepare their report. The teacher can demonstrate by giving a report from his/her own survey and can then assist students in preparing their report notes.

d) Step Four

Several students report back to the whole class. The teacher can intervene here to correct language or suggest improvements to the report. An optional fifth stage is to ask students to write up their reports as homework.

C. Theoretical Framework

The research is done in order to know the influence of the holistic method in teaching speaking. Speaking is a skill used by someone to communicate orally in daily life whether at school or outside the school. Most teacher tried to find techniques in order to make students interested in learning speaking. At least, they can speak in a simple conversation freely.

In fact, the students of the second grade of SMP 1 South Sinjai have difficulties in speaking subject. It caused by some factors: first, they are too shy and afraid to speak in front of the class because lack of self-confidence. Second, they are unmotivated and lack of practice. Lastly, they need an interesting method to stimulate them to speak in the class.

In order to solve the students' problem faced by students of the second grade of SMP 1 South Sinjai, and make students more motivated, holistic method

may provide for helping the students to improve their oral ability. Holistic Method present a real life situation and provide the most useful and interesting lesson so the students can speak freely and confidently in front of the class and this method quite interesting and reduce students' boredom in learning English.



CHAPTER III

RESEARCH METHODOLOGY

A. Research Method

In this research researcher used Classroom Action Research (CAR). Action research is kind of research that is conducted in the classroom by the teacher. According to Mills (2011) Action Research is defined as any systematic inquiry conducted by teachers, administration, counselors, or others with a vested interest in the teaching and learning process or environment for the purpose of gathering information about how their particular schools operate, how they teach, and how their students learn. Furthermore, Kemmis and Taggart in Cohen (2000:298) state that action research as follow:

Action research is concerned equally with changing individuals, on the one hand, and, on the other, the culture of the groups, institutions and societies to which they belong. The culture of a group can be defined in term of the characteristic substance and form of the language and discourses, activities and practices and social relationship and organization which constitute the interaction of the group.

According to Michel J. Wallace, CAR is a type of classroom research carried out by the teacher in order to solve problems or to find answer toward contact-specific issues. It means that to begin the CAR, the researcher or the teacher needs to identify and investigate problems within a specific situation.

Another expert, Burn says, "Action research has the commitants of beneficial effects for workers, and the improvement of the services, condition, and

the function of the situation. In education, this activity translates into more practice in research and problem-solving by teachers, administrators, pupils, and certain community personnel, while the quality of teaching and learning is in the process of being improved". From explanation above, we can concluded that in the scope of education Classroom Action Research is done to improve the quality of teachers, administrator, students, and the teaching learning process, and certain community personnel. Furthermore, it will give the better result when done collaboratively.

From the explanation above, the researcher can conclude that classroom action research is a classroom action in a research, which can be done by teacher, researcher, and teacher with his or he colleague, with involves a group of students to improve teaching and learning process or to enhance the understanding of the students to the lesson. In this research used Kurt Lewin's design. It consists of two cycles in which each cycle contains four phases: planning, acting, observing, and reflecting. Moreover, in this study the researcher conducted this classroom action research into two cycles. As Stated by Arikunto that "Classroom action research should be implemented at least two cycle continuously". In order to achieve the criteria that have been determined.

B. Research Subject and Object

1. The subject of research

The researcher carried for 2 (two) months started from December up to January 2018. The place is in the VIII B class of SMP 1 South Sinjai, academic year 2017/2018. The number of students consists of 29 (twenty-nine). It chosen

based upon the researcher observation at the class proving that they are not enthusiastic and not courage enough to involve in the speaking learning process.

They were encountered with the hesitance of practicing material as well as the drilling conducted by the teacher learning process. In the other words, the students have problem with their confidence. Therefore, they could not cope with the class material. That is why they need an appropriate strategy to help them to improve their speaking.

2. The object of research

The object of this study is holistic method to improve students' speaking ability.

C. The time and place of the research

This research carried for 2 (two) months started from December 2017 up to January 2018. The place is in the VIII.B class of SMP 1 South Sinjai, academic year 2017/2018.

D. The research design

The Classroom Action Research (CAR) procedure used in this research is Kurt Lewin's design. It consists of two cycles in which each cycle contains four phases: planning, acting, observing and reflecting. Moreover, in this study the researcher will conduct this classroom action research into two cycles. As stated by Arikunto that "Classroom action research should be implemented at least two cycles continuously". This means that a classroom action research should be conducted at least in two cycles. If the results are less satisfactory, research can

perform the cycle once again in order to achieve the criteria that have been determine.

In order to be clear, The researcher would like to present a model of action research stated by Kurt Lewin in a figure below :

Figure 3.1

Kurt's Lewin's Action Research Design

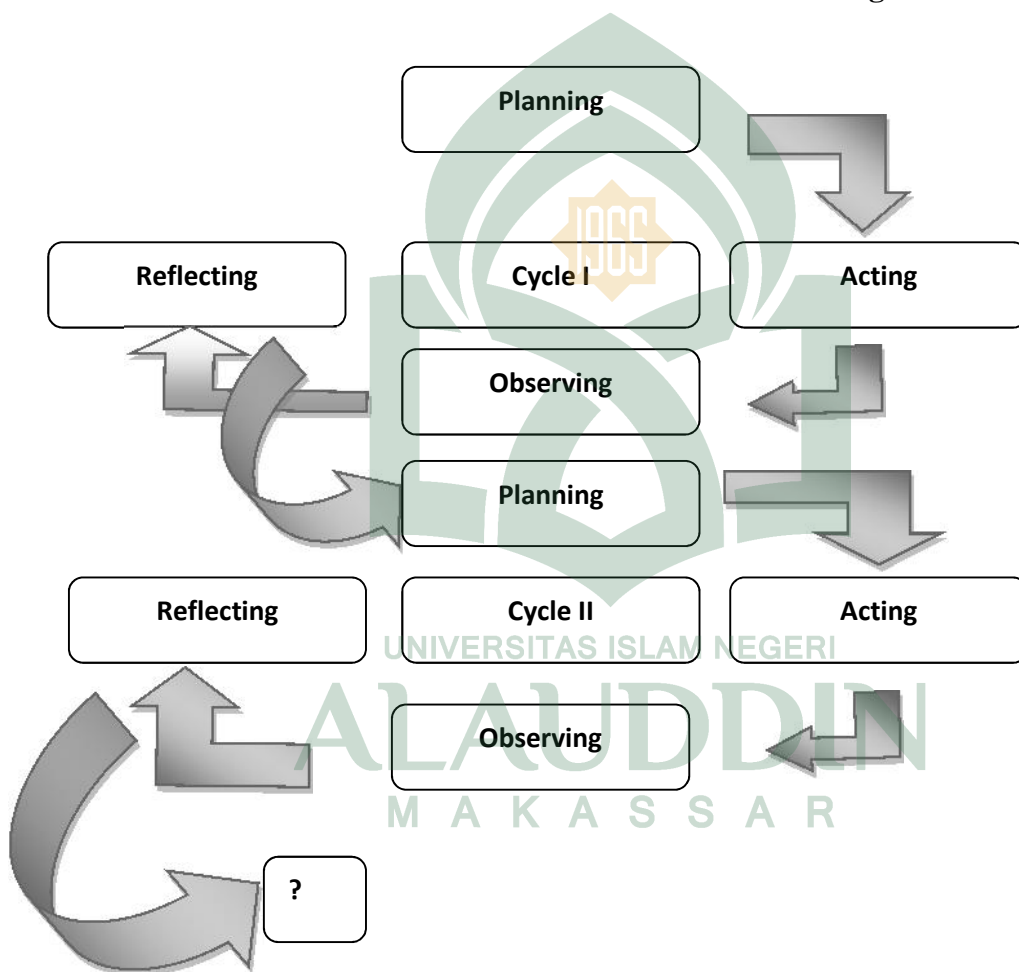
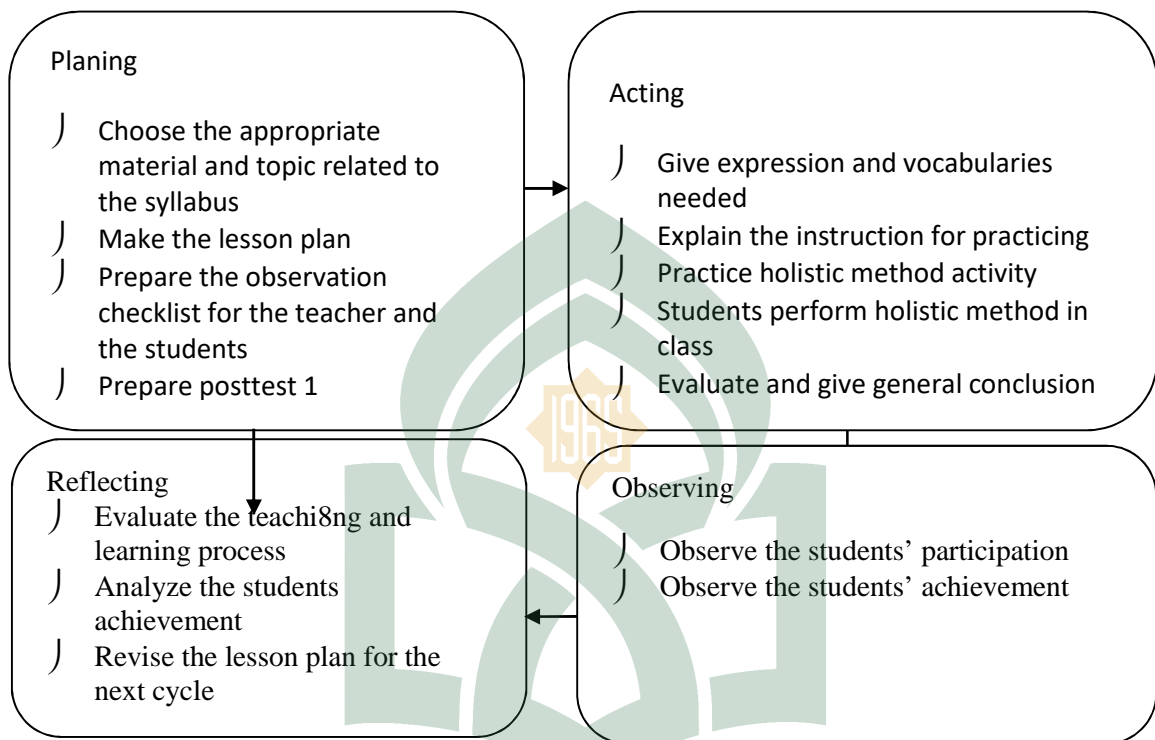


Figure 3.2

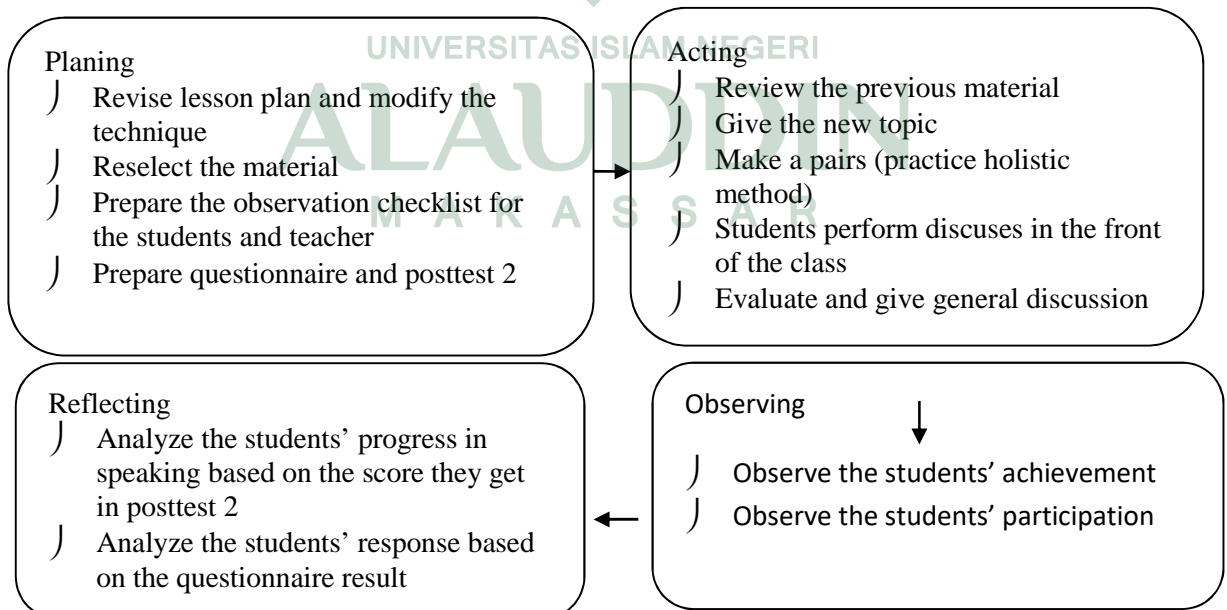
The Phases of Classroom Action Research that Modified by the Researcher

(Adapted from Kurt Lewin's Action Research Design)

CYCLE I



CYCLE II



E. Research Variable

The researcher includes two variables in this research; namely dependent and independent variables.

1. The dependent variable is the students' improvement in speaking ability includes accuracy and fluency.
2. The independent variable is holistic learning method is a method to teach speaking in young English learning.

F. Research Target

The objects of this research were the students of SMP 1 South Sinjai 2017/2018 they are in one class. The numbers of the subject were 29 students which consist of 22 females and 8 males.

G. Research Instrument

There are two instruments will be used:

1. Checklist observation sheet

The observation sheet consisted of a list of the students' main activities during the class. It identified whether Holistic Method forcedly overcoming the students' problems and improving their participation in the class. The aspects that observed including the students' learning activity, creativity, feeling of happiness and interaction.

2. Speaking Oral Test

Speaking oral test aims to find out the students' respond toward teaching learning through Holistic Learning strategy. This test was taken from experience of the students. By telling the experience, the students got story telling in front of

class. The items of scoring students are their speaking content, vocabulary, pronunciation, grammar, accuracy and fluency. It will be individual score of each student.

H. Data Collection Procedure

Technique of Collecting data in this research using qualitative data and quantitative data. The qualitative data consist of observation. Meanwhile, the quantitative data uses questionnaire, pre-test and post-test (Susilo, 2007). The completely explanation as follows:

1. Checklist observation

Observation was done to identify teaching and learning activities, especially speaking activities directed by the real teacher, and to reveal problem of speaking activity in classroom. It may be about the teacher's performance during Classroom Action Research and students' response concerning the use of holistic method.

On the other hand, to measure students' progress in speaking during Classroom Action Research, the Researcher will use observation table According to Matthews as Follow:

Table 3.1

Assessing Students Progress

| Skills | Progress |
|------------------------------------|----------|
| Participation in class | |
| Participation in conversation | |
| Participation in discussions | |
| Giving oral presentation (perform) | |
| Pronunciation | |
| Fluency | |
| Feeling confident about speaking | |

Then, the researcher will use the following key to complete the table above :

+ = satisfaction progress, but need a little more practice

= some progress, but need much more practice

~ = little or no progress, need to pay special attention to improve this skill

2. Questionnaire

For many reasons, the questionnaire is the most widely used technique for obtaining information from subject. A questionnaire is relatively economical, has the same question for all subjects, and can ensure anonymity (McMillan 2006). In this study, the researcher used questionnaire to know the students' response toward the teaching learning activity during Classroom Action Research. The researcher provided a questionnaire that consist of 29 items in the form of Liker's scale. For positive items the SS (Strong Agree) is given score 4, the S (Agree) is given score 3, the TS (Disagree) is given score 2 and the STS (Strongly Disagree) is given score 1.

3. Test

The test used in this study is pre-test and post-test. To know students' existing knowledge of speaking ability, the researcher gives oral test to the students. Because the test is oral test, the researcher divided the score into five criteria, which are the scores of pronunciation, grammar, vocabulary, fluency and comprehension. It based Heaton's scale rating scores. After that, to get the mean, the score from all criteria are sum and divided into five. The pre-test is implemented after using holistic method. The test is held on every second action of each cycle. Here are the rating scores of oral test by Heaton.

a. Pronunciation

Table 3.2**Rating Score of Pronunciation**

| Classification | Score | Criteria |
|----------------|-------|---|
| Very good | 5 | Pronunciation is lightly influenced by mother tongue. A few minor grammatical and lexical errors but most utterances are correct. |
| Good | 4 | Pronunciation is still moderately influenced by mother tongue but no serious phonological errors. A few grammatical and lexical errors but only one or two major error causing confusion. |
| Average | 3 | Pronunciation is still moderately influenced by mother tongue but only a few serious phonological errors. Several grammatical and lexical errors, some of which cause confusion. |
| Poor | 2 | Pronunciation seriously influenced by mother tongue with errors causing a breakdown. Many “basic” grammatical and lexical errors. |
| Very poor | 1 | Serious pronunciation errors as well as many “basic” grammatical and lexical errors |

(Heaton 1990)

b. Grammar

Table 3.3**Rating Score of Grammar**

| Classification | Score | Criteria |
|----------------|-------|---|
| Very good | 5 | Make few noticeable errors of grammar and word order |
| Good | 4 | Occasionally make grammatical of word order errors which do not, however obscure meaning. |
| Average | 3 | Makes frequent errors of grammar and word order which occasionally obscure meaning |

| | | |
|-----------|---|--|
| Poor | 2 | Grammar and word order errors make comprehension difficult. Must often rephrase sentence or restrict him to basic pattern. |
| Very poor | 1 | Errors in grammar and word order as severe as to make speech virtually unintelligible |

(Heaton 1990: 159)

c. Vocabulary

Table 3.4**Rating score of Vocabulary**

| Classification | Score | Criteria |
|----------------|-------|---|
| Very good | 5 | Has to make an effort at time to search for words. Nevertheless, smooth delivery on the whole and only a few unnatural. |
| Good | 4 | Although he has to make an effort and search for words, there are not too many unnatural pauses. Fairly smooth delivery mostly. Occasionally fragmentary but succeeds in conveying the general meaning. Fair range of expression. |
| Average | 3 | Has to make an effort for much of the time. Often has to search for the desired meaning. Rather halting delivery and fragmentary. Range of expression often limited. |
| Poor | 2 | Long pauses while he search for the desired meaning. Frequently and halting delivery. Almost gives up making the effort at times limited range of expression |
| Very poor | 1 | Full of long and unnatural pauses. Very halting and fragmentary delivery. At times gives up making the effort. Very limited range of expression. |

(Heaton 1990: 159)

d. The assessment of accuracy and fluency

Table 3.5

Rating score of Accuracy and Fluency

| Classification | Score | Criteria |
|----------------|-------|--|
| Very good | 5 | The speaker's intention and general meaning are fair clear. A few interruption by the listener for the sake of clarification are necessary |
| Good | 4 | Most of what the speaker says is easy to follow. His attention is always clear but several interruption are necessary to help him to convey the message or seek clarification |
| Average | 3 | The listener can understand a lot of what is said, but he must constantly seek clarification. He cannot understand and then with considerable effort by someone who is used to listening to the speaker. |
| Poor | 2 | Only small bits (usually short sentences and phrase) can be understood and then with considerable effort by someone who is used to listening to the speaker hardly anything of what is said can be understood. |
| Very poor | 1 | Even the listener make a great effort interrupts, the speaker is unable to clarify anything he seems to have said. |

(Heaton 1990: 159)

Each Element characteristic is then defined into five chart behavioral statements as stated in the frames above. The researcher will objectively see the characteristic of each student's speaking ability whether they achieve 1,2,3,4 and

5. In order to the scale of 100 as follow:

5 = 85-100

4 = 75-84

3 = 65-74

2 = 55-64

1 = below 54

I. Data Analysis

1. Analyzing the Result of the Test

In analyzing the numerical data, first the researcher tries to get the average of students' speaking skill per action within one cycle. It is used to know how well students' score as a whole speaking skill. It uses the formula:

$$X = \frac{\sum X}{N}$$

Where:

X = Mean Score

$\sum X$ = Total Scorer

N = the Number of Students

(Sudijono, 2014)

Second, the researcher tries to get the class percentage which passes the KKM 70 (seventy). It uses the formula:

$$P = \frac{F}{N} \times 100\%$$

Notation: P : Rate Percentage

F : Frequency of the Correct Answer

N : The Total Number of Students

(Sugiyono, 2015)

Third, after getting mean of students' score per action, the researcher identifies whether or not there might have students' improvement score on speaking skill from pre-test score in cycle 1 and cycle 2. In analyzing that, the researcher uses the formula:

$$P = \frac{y_1 - y}{y} \times 100\%$$

P = Percentage of students' improvement

Y = pre-test result

Y1= post-test 1

$$P = \frac{y_2 - y}{y} \times 100\%$$

P = Percentage of students' improvement

Y = pre-test result

Y1= post-test 1

2. Analyzing Students' Response

Besides analyzing the result of the test and observing the activity during classroom Action Research, the researcher also uses questionnaire to find out student's responses, the researcher uses formula:

$$P = \frac{F}{N} \times 100\%$$

Notation: P : The Percentage

F : Frequency of the percentage is being calculated

N : The number of cases

Next, based on the result of the percentage of the students' response, the researcher also uses the criterion of score interpreting as follow:

Strongly agree = 4

Agree = 3

Disagree = 2

Strongly Disagree = 1

After tabulating all answer, the researcher calculates the percentage of the strength of the response by using formula as follow:

$$P = \frac{\text{Total number of correct answers}}{\text{Total number of students}} \times 100\%$$

After each answer is calculated, the score is processed based on the criterion of interpretation score as follow.

Percentage 0%-25% = Very low

Percentage 25%-50% = low

Percentage 51%-75% = strong

Percentage 76%-100% = Very strong

3. The criteria of the Action Success

Based on the school agreement between the researcher and the teacher, classroom action research can be called successful if it can exceed the criteria that have been determined, that is when there is 75% of students could achieve the target score. It means that during CAR students have to achieve the target score of KKM 65 of speaking test started from the pre-test until the second post-test in cycle two.

CHAPTER IV

RESEARCH FINDINGS

This chapter presents the result of research. In this case, it discusses the result of the research in improving students' speaking ability by using Holistic method in the second grade of SMP 1 South Sinjai academic year 2017/2018. This chapter concerns with the description of the data (before the implementation of Classroom Action Research, during the implementation of Classroom Action Research, and after implementing the Classroom Action Research) and the interpreting of the data.

A. The Description of the Data

1. Findings Before Implementing the Classroom Action Research

The researcher conducted pre-test before implementing the classroom action research. The pre-test had done before the Classroom Action research. The observer conducted it on Tuesday, December 12th, 2017. It start at 07.30 A.M. The pre-test was in interview form. Then the scores were taken in five criteria as stated by Heaton, which are the score of pronunciation, grammar, vocabulary, fluency and comprehension.

Based on the result of pre-test, the data showed that the mean score of pre-test was 56.77. It means that the students' speaking mean score before using Holistic Method or before implementing CAR is 56.77. There were 4 students who pass the KKM and there were 25 students were still below the KKM. From

the pre-test result, it could be seen that students' speaking ability was still very low.

2. Finding of the First Cycle

a. Planning

In this phase, the researcher and the teacher made a planning for the action based upon the problems faced by students toward speaking ability. In this case, the researcher arranged a lesson plan based on the teaching material. Beside of making lesson plan, the researcher also prepared observation checklist to observe the students during the teaching learning process. The researcher also prepare the post-test 1 to collect the data to know whether there are some students' improvement score from pre-test to post-test 1.

b. Acting

The action of the cycle 1 was done on December 13th and 14th 2017. In acting phase, the teacher implemented lesson plan that had been made before. Here, the teacher conducted Holistic Method by using picture card. First, the teacher introduced the material by giving example of describing picture and related vocabulary items. Second, the teacher explained to the students about the situation and condition when describing picture. Third, the teacher wrote some example and demonstrated how to pronounce it. Fourth, the teacher divided students into group of five and gave card of picture each group. Fifth, each students have to consult the worksheet before perform. Next, the students practiced and memorized the describing sentence and performed the describing sentence in front of class. Then, teacher gave feedback to the students after

finishing their performance. At last, the teacher gave general conclusion. That is about material that has been done by the students.

In the second meeting, the teacher gave the post-test 1 in the end of cycle 1. It was in describing and conducted in pairs. The students created a describe sentence based on picture card given then perform it in front of class. The post-test 1 is carried to measure how well the students' achievement in speaking improved.

c. Observing

In this phase, the observer tried to notice all activities in the physical classroom activity. It might be about students respond and student's participation during teaching and learning process using Holistic Method.

First, related to the students' response, some students still did not pay attention to the teacher's explanation. Some of them also did not practice with their group. Moreover, they cheated each other students were asked to perform describing picture in front of class. However, the teaching and learning activity happened enthusiastically even some students seen do not interest.

Second, related to the students' participation, it showed some students participated in class conversation, discussion and giving oral presentation (perform). Their pronunciation and fluency were better than before. Besides, their feeling confident about speaking in have some progress even need much more practice.

d. Reflecting

The researcher and the teacher evaluated about the conclusion of implemented the action. Based on the result post-test 1. They were only 13 students who past the KKM. Then, the researcher and the teacher tried to modify the action in order 75% of students could pass the KKM. Instead the researcher and the teacher felt satisfied enough because their efforts to improve the students speaking skill have been improve by score they get although not all target accomplished yet. Beside of that, the student seemed to accept the material easy by using Holistic Method. From the reflecting phase above, there must be more efforts to improve speaking skill ability using holistic method. The effort was done in the next lesson plan of second cycle.

3. Findings of second cycle

a. Planning

After finding the fact the student speaking mastery was low, which was proven by their post-test 1 score, the researcher rearrange the lesson plan which was used in the previous cycle with some modification. When in the cycle 1 the researcher conducted holistic method using animal card, in cycle 2, the researcher conduct holistic method controlled by using clue and information. Besides, the teacher will explain about the material using picture. The teacher and the researcher hope that it can stimulate students to be more creative. Beside of that, the researcher still also prepared the observation sheet to note the classroom activities. Next, the researcher also prepared the post-test 2 and questionnaire to collect the data.

b. Acting

The action of the cycle two was done on January 6th and 8th 2018. In the meeting, the researcher asked the students the difficulty in using holistic method and try emphasize some aspect that have not been done yet in the first cycle. Here, the researcher made some modifications in conducted holistic method. The researcher brought some picture (related to the material given) that was about asking and giving opinion. When in the cycle 1 the researcher conducted holistic method through describing picture, whereas in the cycle 2 the researcher conducted holistic method through clue and information in order to stimulate students to be more active and creative in speaking. After the researcher divided picture card to each group, students created a dialogue and performed the dialogue and performed the dialogue in front of the class. After finishing the performance, each student has been given feedback.

In the second meeting the researcher gave the post-test 2. It was in a role play form and conducted in pairs. The students created a dialogue based on the picture card given then perform it in the front of the class.

c. Observing

In this phase, the observer tried to notice all activities in the physical classroom activity. It might be about the researcher's performance, students response and students' participation during teaching and learning process using holistic method

First, related to the observation checklist for the researcher. The researcher still delivered the material by combine the native and the target language. Next,

when asking the information from the students, the researcher conducted it by unpredicted way. Meanwhile, in request to the students, the researcher used genuine request. Furthermore, there was maximal sustained speech during teaching and learning process. Moreover, the researcher responded the students' participation in the form of message. At last, the teacher used various utterances in teaching and learning process such as message, correction, repetition, paraphrase, comment, explanation, and clarification request.

Second, related to the students' response during teaching activity, most of students paid attention to the researcher's explanation and practice with their group enthusiastically

Third, related to the students' participation, it showed some progress than in the cycle 1. Most students participated in class conversation, discussion, and giving oral presentation (perform). Their pronunciation and fluency were better than before. Besides, the students looked braver to speak English in the front of class.

d. reflecting

The researcher analyse the result of cycle 2. Most of the students respond the researcher actively. Furthermore, the teaching learning process is done very well. The researcher felt satisfied because the students have significant improvement from the score they get from pre-test, post-test 1 and post-test 2. After achieving the target research of where minimally 75% students who pass the KKM, therefore the researcher decided to stop the classroom action research because it had already succeeded.

4. Findings after Implementing the Classroom Action Research

a. The result of post-test

Here the researcher inputted the result of data including the pre-test, post-test 1 and post-test 2 into a table as following :

Table 4.1

The students speaking score of pre-test, post-test 1 and post-test 2

| Students' Number | Score of Pre test | Score of Post-test 1 | Score of Post-test 2 |
|------------------|-------------------|----------------------|----------------------|
| S1 | 61 | 71* | 73* |
| S2 | 71* | 76* | 81* |
| S3 | 76* | 80* | 86* |
| S4 | 63 | 68 | 73* |
| S5 | 83 | 85* | 93* |
| S6 | 56 | 60 | 70* |
| S7 | 66 | 70* | 76* |
| S8 | 66 | 72* | 76* |
| S9 | 78* | 82* | 88* |
| S10 | 54 | 60 | 70* |
| S11 | 58 | 65 | 75* |
| S12 | 71* | 75* | 81* |
| S13 | 58 | 65 | 73* |
| S14 | 81* | 87* | 91* |
| S15 | 53 | 58 | 63 |

| | | | |
|------|-------|-------|-------|
| S16 | 57 | 64 | 75* |
| S17 | 50 | 58 | 70* |
| S18 | 52 | 57 | 62 |
| S19 | 52 | 60 | 72* |
| S20 | 57 | 64 | 72* |
| S21 | 67 | 75* | 79* |
| S22 | 70* | 78* | 82* |
| S23 | 50 | 55 | 58 |
| S24 | 54 | 62 | 71* |
| S25 | 55 | 62 | 72* |
| S26 | 54 | 60 | 71* |
| S27 | 85* | 90* | 95 |
| S28 | 68 | 75* | 78* |
| S29 | 72* | 78* | 82* |
| Mean | 63.37 | 69.37 | 76.13 |

*) student who pass the KKM 70 (seventy)

To compare the test result between pre-test and post-test of each cycle the researcher uses some step. Those are calculating the students mean score of the test, calculating the class percentage and calculating the students' improvement score from pre-test to post-test 1 and 2 into percentage:

In analysing the data of pre-test, the first step is to get the mean score of the class. It is calculated as following:

$$X = \frac{\sum X}{N}$$

$$X = \frac{1}{2}$$

$$X = 63.37$$

Based on the result of pre-test, the data showed that the mean score of pre-test was 63.37. It means that the students speaking mean score before using holistic method or before implementing CAR is 63.37.

The second step is to know the percentage of students' score who passed the KKM (70). It is calculated by using as follows:

$$P = \frac{F}{N} \times 100\%$$

$$P = \frac{8}{2} \times 100\%$$

$$P = 27.58\%$$

From the computation, the students' score percentage in the pre-test is 27.58%. It means there are 21 students are still below the KKM.

Next, in the cycle 1 of CAR, the researcher calculates the result of post-test 1 to know the students' score improvement from the pre-test to post-test 1 result. There are three steps to get this improvement. Those are calculating the students' mean score of the class, calculating the students' improvement score into percentage and calculating the class percentage.

In analysing the data of post-test 1, the first step is to get the mean score of the class. It is calculated as following :

$$X = \frac{\sum X}{N}$$

$$X = \frac{2}{2}$$

$$X = 69.37$$

Based on the result of post-test 1 above, the mean score of the class derived 69.37 in which there were 14 students who pass the KKM 70 (seventy). It show that there are some improvements from the pre-test mean score. It can be seen from the pre-test mean score (69.37) to the man score of the post-test 1 (69.37). It improves 6.

The second step is the calculation to get the percentage of students' improvement score from pre-test to the post-test 1. The researcher uses computation as follow:

$$P = \frac{y1-y}{y} \times 100\%$$

$$P = \frac{6.3 - 6.3}{6.3} \times 100\%$$

$$P = \frac{6}{6.3} \times 100\%$$

$$P = 9 \%$$

The third step is to know the percentage of students' score who passed the KKM (70) in posttest 1. It is calculated by using as follows:

$$P = \frac{f}{N} \times 100\%$$

$$P = \frac{1}{2} \times 100\%$$

$$P = 48 \%$$

From that calculation, the class percentage which pass the KKM is 48%. It means that in the cycle 1 of CAR, there are 14 students who passed the KKM and there are 15 students whose score are below the KKM. The students' improvements which pass the KKM is 39% (48%-9%). Even though it is still

needed more improvement because it could not achieve yet 75% as the target of success CAR.

Furthermore in the cycle 2 of CAR the researcher also calculates the result of posttest 2 to know further the score improvement either from the result of pretest or posttest 1. There are three steps to know the improvement. Those are to calculate the mean score of the class, to percentage of the students' improvement score, and to calculate the class percentage which pass the KKM (70).

Firstly is to calculate the mean score of the class in posttest 2. The calculation using as follows:

$$X = \frac{\sum X}{N}$$

$$X = \frac{2}{2}$$

$$X = 76.13$$

From the calculation, the mean score of posttest 2 is 75.24. It means that there are some students' improvement score (5.87) from the mean of posttest 1 (69.37). The second step is to know the calculation of the percentage of students' improvement score. Here, the researcher computes by using formula :

$$P = \frac{y_2 - y_1}{y_1} \times 100\%$$

$$P = \frac{75.24 - 69.37}{69.37} \times 100\%$$

$$P = \frac{5.87}{69.37} \times 100\%$$

$$P = 20\%$$

Based on computation, it could be seen that the posttest 2 improves 20% from the pretest or 11% from the posttest 1 (20%-9%). The last step is the

researcher tries to get the class percentage whose score pass the KKM. It uses calculation as following :

$$P = \frac{F}{N} \times 100\%$$

$$P = \frac{Z}{2} \times 100\%$$

$$P = 86.2 \%$$

From the calculation, the class percentage is 86%. It means that in cycle 2 there are 25 students who pass the KKM and there are only 4 students are below the KKM. The class percentage of post-test 2 shows some improvements from the previous test; the improvement is 58.62 from the pre-test (27.58%) or 38.2% from the class percentage of post-test 1 (48%).

b. The result of Questionnaire

Based on the questionnaire that was given to the students after accomplishing the second action of cycle 2, it was gained the students response toward the learning process using holistic method in speaking. The response is presented in the following table :

Table 4.2
Students' questionnaire result

| Indicator | Statement value | percentage | Conclusion |
|--|-----------------|------------|------------|
| Students interest toward the material by using holistic method | 4 | 50.25% | positive |
| | 3 | 42.23% | |
| | 2 | 4.54% | |
| | 1 | 2.96% | |

From the table above it is known the students' response toward the learning activity that had done shows almost all students agree to the researcher's professionalism and performance during the learning activities. They also admitted that they got more interested to use holistic method to improve their speaking skill.

B. The interpretation of the questionnaire, Observation Checklist and the test result.

1. The interpretation of the questionnaire

To know the students' response toward the teaching learning activity during CAR, the researcher provided a questionnaire that consists of 25 question in four scales answer. The calculation of the result of the questionnaire the researcher had done several steps as follows :

- a. First, the researcher tabulated the frequency of the answer on each question.
- b. Second, the researcher calculated the percentage of the answer using the

formula :

$$P = \frac{F}{N} \times 100\%$$

- c. After getting the percentage of the answer of each question, the researcher tabulated the percentage of the answer based on the indicator.
- d. Then, after comparing the tabulation of those answer, the researcher analysed the evaluation of the indicators which is aimed to know the category of respondent. Then the result can be seen as follow :

$$\begin{aligned} \text{Questionnaire strength indicator} &= \frac{T}{I_1} \frac{S}{S} \times 100\% \\ &= \frac{1}{2} \times 100\% \end{aligned}$$

$$= 78.75\%$$

Based on the calculation above, it proves that the response of the students toward their interest in learning speaking by holistic method technique is and 78.75% that mean it falls into the strong and very strong category.

2. The interpretation of the observation checklist

a. The interpretation of the observation Checklist for the students

Based on the result of the students' participation in speaking class though observation checklist, it was indicates the students' participation gradually increase from the pre observation into the second cycle. The students' participation improvement in speaking class can be seen following table:

Table 4.3

The students' participation in speaking during CAR

| Skills | Pre Observation | Cycle 1 | Cycle 2 | Improvement |
|-------------------------------------|--------------------|---------|---------|-------------|
| Participation in class | 16.66% | 47.22% | 94.44% | 77.78% |
| Participation in conversation | 22.22% | 30.55% | 94.44% | 72.225 |
| Participation in discussion | 19.44% | 36.11% | 88.88% | 69.44% |
| Giving oral presentation | 13.88% | 44.44% | 86.11% | 72.23% |

| | | | | |
|--|--------|--------|--------|--------|
| (perform) | | | | |
| Pronunciation | 19.44% | 22.22% | 91.66% | 72.22% |
| Fluency | 25.00% | 38.88% | 88.88% | 63.88% |
| Feeling confident about speaking | 11.11% | 72.22% | 88.88% | 77.77% |

The explanation of the table above are as follow : first, the improvement of the students' participation during CAR is 77.78%. Second, the improvement of the students' participation in conversation during CAR is 72.22%. Third, the improvement of the students in class discussion during CAR is 69.44%. Fourth, the improvement of the students' performance during CAR is 72.23%. Fifth, the improvement of the students' pronunciation is 72.22%. Next, the improvement of the students' fluency is 63.88%. At last, the improvement of the students' confidence to speak in front of the class has successfully improve the students participation in speaking class.

3. The interpreting of the test result

The interpretation of the data results among the pre-test, the post-test of cycle 1 and the post-test of cycle 2 are as following :

In the pre-test, the mean score of students on speaking test before carrying out CAR is 63.37. it is students' speaking score before they use holistic method. Meanwhile, the class percentage which pass the KKM is 27.58%. It means that

there are only 8 students who are able to pass the KKM (70) and there are 21 Students are out of the target.

Next, the mean score in the post-test of cycle 1 is 69.37. It means that there are some students' score improvement from the previous test (pre-test), that is 6 (69.37-63.37) or 9%. Meanwhile the class percentages which pass the KKM in post-test 1 is 48%. it show there are 14 students who pass the KKM and there are 15 students whose score still under KKM. However, it is still needed more improvement because it could not achieve the target yet of success CAR, that is 75% (or at least 25 students) from the class percentage. That is why the researcher continues to the second cycle.

Furthermore, the mean score in the post-test of second cycle in 76.13. It show the students' improvement score 6.76 (76.13-69.37) from the post-test 1 (69.37) or 11%. Meanwhile, the class percentage which passes KKM is 86.2%. It means there are 25 students whose score pass the KKM and there are 4 students are under the target of KKM. This class percentage shows some improvement 58.62% from the pre-test (27.58%) or 38.2 % from the post-test 1 (48%) in the class percentage. The post-test of cycle 2 has fulfilled the target of CAR success, that is above 75% students could pass of CAR is not continued.

Chapter V

Conclusion and Suggestion

A. Conclusion

On the basis of finding and discussion previously, it could be drawn a conclusion that the implementation of holistic method could improve the achievement of the eighth grade students of SMP 1 South Sinjai in academic year 2017/2018 in speaking skill. This improvement could easily be seen by comparing the students' mean scores of pre-test and post-test. The mean figure of the students in pre-test was 63.37 and it was considered as low achievement. After having treatment in cycle I, the grand mean figure of the cycle I was 69.37; in addition, the students' mean figure in cycle II was 79.61 and categorized as good achievement. It was significant progress of the students compared with the result of the pre-test and post-test in cycle I. These findings showed the fact that the application of holistic method in improving speaking had successfully solved the problem faced by students in speaking skill.

The major findings of the present classroom action research were supported by the result of the questionnaire. The percentage figures of the total response of the questionnaire for item A, B, C, and D were 50.25%, 42.23%, 4.54%, and 2.96%. The obtained comparative percentages of the items of the questionnaire indicated the students' positive response attitudes and motivation after they have taught to improve speaking through cooperative learning method.

B. Suggestion

Based on the conclusion which had clearly stated above, there were some following suggestions could be taken into account.

1. For the English Teacher

The English teachers in SMPN 1 South Sinjai are suggested to keep on motivating their students to improve their English. As the holistic method contributed significant improvement to the subjects' competency in speaking skill, then it is suggested also to be applied by the teacher in the class. Along with the effort of improving students' ability in speaking, the teacher is also expected to enhance students' skills in expressing their idea orally.

2. For the Students

The students are expected to be able to maintain what they have already reached now. It is also suggested that the students have a lot of practice in improving speaking skill by applying holistic method in order to be skillful on it. Furthermore, the students are suggested to have a lot of reading in order to have a lot of vocabularies. By having a lot of vocabularies in mind, it will make them easy to express and explore their idea in speaking.

3. For the Other Researcher

Since the holistic method is implemented in improving speaking skill in this classroom action research, then it is recommended for other researchers to undergo further research in studying the effectiveness of holistic method in improving speaking skill.

BIBLIOGRAPHY


- Arikunto, Suharsimi. 2009. *Penelitian Tindakan Kelas*. Jakarta: Bumi Aksara
- Amri, A. 2014. *Improving Students' speaking ability through silent way*. University of Lampung.
- Asy'ari, Ahmad. 2011. *Improving Students' Speaking Ability using Holistic Method in Second Year Students of SMP 2 Tompobulu Bantaeng*. Thesis: Makassar Muhammadiyah University.
- Brown, H. D. 1994. *Teaching by principle: An Interactive Approach to Language Pedagogy*. Englewood Cliffs, NJ: Prentice Hall Regents. on Mei 20 2016.
- Burns, Anne. 1999. *Collaborative Action Research for English Language Teachers*. Cambridge: Cambridge University Press.
- Bygate, Martin. 1997. *Language Teaching: A Scheme for Teacher Education; speaking*. Oxford: Oxford University Press.
- Chandrakirana, Rani. 2014. *Thesis: Improving Students Speaking Skill through Three Steps Interview Technique*. Semarang: Semarang State University
- Cohen, L. 2000. *Research Method in Education*. London. UK. Routledge Farmer.
- Cotter, H. 2010. *ESL Speaking for Advanced Students*. Retrieved from; (<http://cotterhue.hubpages.com/hub/esl-speaking-advanced>) on April 14 2016.
- Dasar-Dasar Ilmu Perpustakaan dan Informasi Final Pustaka. *Penulisan Bibliografi*. [http: usupress.usu.ac.id](http://usupress.usu.ac.id)
- De Porter, Bobbi, Reardon, Mark, Singer-Nourie, Sarah. 2004. *Quantum Teaching*. Bojonegoro: Kaifa.
- Fauzi, Ahmad. 2012. *Productive Vocabulary Mastery and Speaking for the Ten Students of MA NW Pancor in the school year 2011/2012*. STKIP Selong. Thesis.
- Fromkin, Victoria. 1998. *An Introduction to Language*. New York: Harcourt Brace Collage Publishers.
- Folse, Keith S, 2004. *Vocabulary Myths: Applying Second Language Research to Classroom Teaching*. Michigan: University of Michigan
- Genesee, Fred and John A. Upshur. 1996. *Classroom-Based evaluation in Second Language Education*. Cambridge: Cambridge University Press.
- Gibson, Gerry. 2004. *Facilitating English Conversation Development in Large Classroom*. *The Internet TESL Journal*.
- Harmer, J. 1984. *The Practice of English Language Teaching*. London: Longman.
- Harmer, J. 2007. *The Practice of English Language Teaching: Fourth Edition*. Harlow: Pearson Education Limited
- Hasriati. 2004. Thesis. *Improving the Students Speaking Skill through Situational Language Learning at the Second year of SMPN 2 Kajuara Kab*. Bone FKIP Unismuh.
- Heaton, JB. 1990. *Writing English Language Test*. New York: Longman Group UK.
- Heaton, JB. 1990. *Classroom Testing : Longman Keys to Language Teaching*. New York: Longman,

- Hornby A.S. 1995. *Oxford Learner's Dictionary of Current English*. London: Oxford. University Press.
- Indrawati, Titik. 2011. *Thesis: Improving Students' Speaking Skill Through Problem Solving Activities*. Surakarta : Surakarta Muhammadiyah University
- Irianti, Sari. 2011. *Thesis: Using Role Play in Improving Students' Speaking Ability*. Jakarta: Syarif Hidayatullah State Islamic University.
- Jones, Rhodry. 1989. *Speaking and Listening*. London: John Murray Publisher
- Kayi, Hayriye. 2014. *Teaching Speaking: Activities to Promotor Speaking in a Second Language*, <http://iteslj.org/Techniques/Kayi-TeachingSpeaking.html> (Accessed on August 20,2014)
- Kemmis & Hopkins. 1993. *A Teacher's Guide to Classroom Research*.
- Kemmis & Mc Taggart, R. 1988. *The Action Research Planner*. Geelong, Australia. Deakin University Press.
- Kimble, Chris. 2008. *Holistic Methodologies*. London, The University of York Press.
- Kosar, Gulten. 2014. *Strategies-based instruction: A means of Improving Adult EFL Learners' Speaking Skill*. Turkish: University of Cukurova
- Kusumah, Wijaya dan Dedi Dwitagama. 2009. *Mengenal Penelitian Tindakan Kelas*. Jakarta: P.T. Indeks.
- Latief, A. Muhammad. 2009. *Rumusan Masalah dan Tujuan Penelitian Bahasa Inggris article*. (<http://www.sastra.um.ac.id>) ?p = 1838.
- Meltzer, David E. 2008. *The Relationship between Mathematics Preparation and Conceptual Learning Gains in Physics: A Possible Hidden Variable in Diagnostic Pretest Score*. Iowa: Department of Physics and Astronomy.
- Miller. 1993. *The renewal of meaning in Education : Responses to the Cultural and Ecological Crisis of Our Times*. Brandon, VT: Holistic Education Press.
- Mills, G.E. 2011. *Action Research: A Guide for the Reseracher* (4th Edition). Boston: Pearson.
- Qiang, Niu. 2008. *Chin EFL: Holistic English*. China: Henan Teaching English and Business English
- Richards & Rodgerds. 1986. *Approaches and Method in Language Teaching*.
- Riddle, David. 2001. *Teaching English as Foreign/Second Language*. Chicago: McGraw-Hill Companies.
- Ruben. (2009). *Holistic Learning*. Retrieved from; (<http://www.gr8-education.com/holistic-learning.html>) on December 12 2017.
- Riduwan. 2005. *Belajar Mudah Penelitian untuk Guru, Karyawan dan Pemula*. Bandung: Alfa Betha.
- Sudijono, Anas. *Pengantar Statistik Pendidikan*. Jakarta: PT Raja Grafindo. 2002
- Sugiyono. 2015. *Metode penelitian dan pengembangan (Research and Development)*. Jakarta: Alfabeta.
- Susilo. 2007. *Penelitian Tindakan Kelas*. Yogyakarta: Pustaka Book Publisher. www.nclrc.org/essential/speaking/goalspeak.htm (accessed on March, 2017)
- Wallace, Michel J. 2006. *Action Research for Language Teachers*. Cambridge: Cambridge University

Yudiarti, Sitti. Fajriah. Thesis. *Improving The Students Speaking Ability by Using Thematic Materials (A Class Action Research to the first Year Students of MTsN Model Makassar)*. Makassar : UIN. 2015.

Young. Scott. 2009. *Holistic Learning*. Retrieved from; (<http://www.scottyoung.com/blog>) on september, 20, 2017.





UNIVERSITAS ISLAM NEGERI
ALAUDDIN
M A K A S S A R

Appendix 1

LESSON PLAN

| | |
|-----------------|--------------------------|
| School | : SMP 1 South Sinjai |
| Course | : English |
| Class/Semester | : VIII/2 |
| Time allocation | : 4 × 45 Minutes |
| Language Skill | : Speaking and Listening |

A. Standard Competence

9. mengungkapkan makna dalam percakapan transaksional dan interpersonal lisan pendek sederhana untuk berinteraksi dengan lingkungan sekitar.

B. Basic Competence

9.1 menggunakan makna dalam percakapan transaksional (to get things done) dan interpersonal (bersosialisasi) pendek sederhana dengan menggunakan ragam bahasa lisan secara akurat, lancar, dan berterima untuk berinteraksi dengan lingkungan terdekat yang melibatkan tindak tutur: meminta, memberi, menolak jasa, meminta, memberi, menolak barang, meminta, memberi dan mengingkari informasi, meminta, memberi dan menolak pendapat dan menawarkan / menerima / menolak sesuatu.

C. Learning Objectives

At the end of the course students are expected to be able to :

-) Identify the expression of asking and denying information correctly
-) Use the expression of asking for information “Could you tell what animal in your house?” and “Is it cute?”; giving information “Yes, I have a cat”; declining information “No, I do not have”.

D. Materials

| No. | Animal | Habitat | Food | Activity | Characteristic |
|-----|--------|---------|------|----------|----------------|
| 1. | | | | | |
| 2. | | | | | |
| 3. | | | | | |
| 4. | | | | | |

E. Teaching Method

-) Holistic Method

F. Learning activities

A. Cycle 1

| Step | Activity Description | Time Allocation |
|---------------|--|-----------------|
| Pre- activity | a. Preface -teacher greets the students by asking “Good Morning? How are you?”/ “what’s your feeling today?” (friendly) | 10 minutes |

| | | |
|------------------|--|-----------|
| | <p>-teacher checks students' attendance by asking "Who is absent today? Where is she/he?" (attention)</p> <p>b. Apperception</p> <p>-teacher asks the students how to ask for information (humble)</p> <p>-teacher asks the students how to give information? (humble)</p> <p>-teacher mention the material.</p> | |
| 2. main activity | <p>a. activity 1</p> <p>-teacher mentions some expression of asking for, giving, and denying information</p> <p>-the students repeat what the teacher say (responsive)</p> <p>-students write new vocabulary from example of expression of asking, giving and denying information.</p> <p>*Role Play Card</p> <p>-students take a piece of paper contains a mini picture some of animals</p> <p>-students mention the animal in the picture.</p> <p>- the students to listen and repeat the sentence each description after the teacher.</p> <p>b. activity 2</p> <p>-teacher informs to the students that they are going learn with holistic method</p> <p>-teacher gives information the rules of holistic method in speaking.</p> | 30 minute |

| | | |
|------------------|---|----------|
| | <ul style="list-style-type: none"> -students to make a group of 4 or 5. c. activity 3 -students take a pieces of students' observation worksheet paper to each group of students -each group get picture card animal and analysis in the worksheet paper. -students discuss -each group to consult in teacher desk about how to spell the word and use the punctuation marks correctly (problem Solving) -every students each group mention collecting information in worksheet while perform in front of class. - the other group write the information about animals while other group perform in front of the class -students write in observation worksheet. | |
| 3. post activity | <ul style="list-style-type: none"> - teacher ask the students whether they enjoy the lesson or not. - teacher review the materials by asking students what they have learned today. - teacher closes the lesson by saying "good bye" | 5 minute |

B. Cycle 2

| Step | Activity Description | Time Allocation |
|---------------|---|-----------------|
| Pre- activity | a. Preface -teacher greets the students by asking "Good Morning? | 5 minutes |

| | | |
|------------------|--|-----------|
| | <p>How are you"/ "what's your feeling today?" (friendly)</p> <p>-teacher checks students' attendance by asking "Who is absent today? Where is she/he?" (attention)</p> <p>b. Apperception</p> <p>-teacher asks the students how to ask for information (humble)</p> <p>-teacher asks the students how to give information? (humble)</p> <p>-teacher mention the material.</p> | |
| 2. main activity | <p>a. activity 1</p> <p>-students repeat some expression of asking for, giving, and denying information that have been learn before</p> <p>-teacher asks what animals in the picture.</p> <p>- teacher instruct the students to listen and repeat the sentence each description after the teacher.</p> <p>b. activity 2</p> <p>-teacher informs to the students that they are going learn with holistic method again</p> <p>-teacher repeat information the rules of holistic method in speaking.</p> <p>*Role play card</p> <p>-students get pairs and choose the animal that they want to describe.</p> <p>c. activity 3</p> <p>-students make dialogue about asking and giving information about animals</p> <p>-students discuss</p> | 35 minute |

| | | |
|------------------|---|----------|
| | <ul style="list-style-type: none"> - students to consult in teacher desk about how to spell the word and use the punctuation marks correctly (problem solving) -every students each pair perform their dialogue in front of class - the other group write the information about animals while other group perform in front of the class -students write in observation worksheet. | |
| 3. post activity | <ul style="list-style-type: none"> - teacher ask the students whether they enjoy the lesson or not. - teacher review the materials by asking students what they have learned today. - teacher closes the lesson by saying “good bye” | 5 minute |

G. Media

) Students' worksheet.

) Animal picture card.

H. Scoring

| Indicator | No. | Instrument |
|--|-----|--|
| 1 | 2 | 3 |
| Students are able to identify the expression of asking for, giving, and denying information. | 01 | Mention the animal in picture Collecting Information -Where the cats living? -what the activity of cats? What the characteristic of cat? |
| Use collecting information to make a good paragraph about each of the animal. | | Each group make a sentence based on collecting information in worksheet and perform in front of the class. |

I. Scoring instrument

Assessing Students; Progress

| Skills | Progress |
|------------------------------------|----------|
| Participation in class | |
| Participation in conversation | |
| Participation in discussions | |
| Giving oral presentation (perform) | |
| Pronunciation | |
| Fluency | |
| Feeling confident about speaking | |

Then, the researcher will use the following key to complete the table above

:

+ = satisfaction progress, but need a little more practice

= some progress, but need much more practice

~ = little or no progress, need to pay special attention to improve this skill

J. Evaluation / KKM

| Kompetensi dasar | Kriteria Ketuntasan Minimal (KKM) | | | | |
|--|-----------------------------------|--------|--------|--------|-------|
| | Kompleksitas | Sarana | Intake | Jumlah | (KKM) |
| Mengungkapkan makna dalam percakapan transaksional dan interpersonal lisan pendek sederhana untuk berinteraksi dengan lingkungan sekitar | 70 | 70 | 70 | 210 | 70 |

) Kriteria Ketuntasan Minimal (KKM) = 70 atau 70%

) Tuntas = NA peserta didik 70 atau 70%

) Tidak tuntas = NA Peserta didik < 70 (remedial)

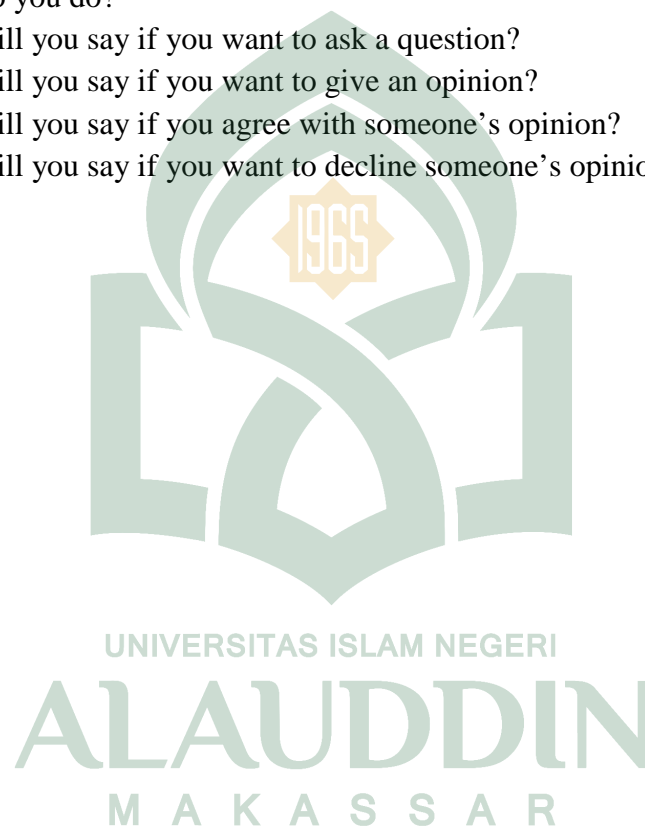
Appendix 2

The question of pre-test

The test 1 : interview

Good morning/hello/hi

1. What is your name?
2. Could you spell it?
3. How are you?
4. Can you speak English?
5. Do you like speaking English?
6. What do you do?
7. What will you say if you want to ask a question?
8. What will you say if you want to give an opinion?
9. What will you say if you agree with someone's opinion?
10. What will you say if you want to decline someone's opinion?



Appendix 3

The question of post-test 1 and post-test 2

The post-test 1

Work in groups to analysis animal card based on the table below.

| No. | Animal | Habitat | Food | Activity | Characteristic |
|-----|-----------|-----------------|------------------|---|-------------------------------|
| 1. | Elephants | Africa and Asia | Grass and plants | Use their long trunks to put food and water in their mouths | Are the heaviest land animals |
| 2. | Tigers | | | | |
| 3. | Bears | | | | |
| 4. | Monkeys | | | | |

The post-test 2

Make pairs and choose animal that you like with your partner and make a dialogue asking and giving information about it and perform in front of the class.

Appendix 4

The procedure of the test

Test 1 (pre-test)

1. The test is done in front of teacher desk. It means the student face the teacher
2. The teacher call one by one and gives the question of the test 1
3. The student answers what the teacher asks.

Test 2 (post-test 1)

1. The teacher give instruction of test 1
2. Students make a group and choose animal picture card
3. Teacher give example
4. Students discuss collecting information about the animal
5. Each group perform in front of the class

Test 3 (post-test 2)

1. Teacher give instruction of test 2
2. Student get a pair and choose an animal that will be a topic in dialogue
3. Teacher give example
4. Students make a dialogue
5. Students perform in pairs in front of the class.

Appendix 5

The Students Speaking Score of Pre-Test, Post-Test 1 and Post-Test 2

| Students' Number | Score of Pre test | Score of Post-test 1 | Score of Post-test 2 |
|------------------|-------------------|----------------------|----------------------|
| S1 | 61 | 71* | 73* |
| S2 | 71* | 76* | 81* |
| S3 | 76* | 80* | 86* |
| S4 | 63 | 68 | 73* |
| S5 | 83 | 85* | 93* |
| S6 | 56 | 60 | 70* |
| S7 | 66 | 70* | 76* |
| S8 | 66 | 72* | 76* |
| S9 | 78* | 82* | 88* |
| S10 | 54 | 60 | 70* |
| S11 | 58 | 65 | 75* |
| S12 | 71* | 75* | 81* |
| S13 | 58 | 65 | 73* |
| S14 | 81* | 87* | 91* |
| S15 | 53 | 58 | 63 |
| S16 | 57 | 64 | 75* |
| S17 | 50 | 58 | 70* |
| S18 | 52 | 57 | 62 |
| S19 | 52 | 60 | 72* |
| S20 | 57 | 64 | 72* |
| S21 | 67 | 75* | 79* |
| S22 | 70* | 78* | 82* |
| S23 | 50 | 55 | 58 |
| S24 | 54 | 62 | 71* |
| S25 | 55 | 62 | 72* |
| S26 | 54 | 60 | 71* |
| S27 | 85* | 90* | 95 |
| S28 | 68 | 75* | 78* |
| S29 | 72* | 78* | 82* |
| Mean | 63.37 | 69.37 | 76.13 |

*) student who pass the KKM 70 (seventy)

Appendix 6

Angket Ranah Afektif Siswa

A. Data responden siswa

No. Angket :

Nama :

Kelas :

Nama Sekolah :

B. PETUNJUK

1. Pada angket ini terdapat 15 pertanyaan pertimbangkan baik-baik setiap pertanyaan dalam kaitannya dengan pembelajaran bahasa inggris, kemudian jawablah dengan jujur sesuai dengan keadaan yang sebenarnya.
2. Berikanlah tanda checklist () untuk jawaban sesuai pendapat Anda sendiri.
3. Angket ini dibuat hanya untuk kepentingan ilmiah dalam rangka penelitian. Oleh karena itu, jawaban Anda dijamin kerahasiaannya ini dari siapapun. Terima Kasih.

Keterangan pilihan jawaban:

SS : Sangat Setuju

S : Setuju

TS : Tidak Setuju

STS : Sangat Tidak Setuju

A. Minat Siswa

| | | | | | |
|----|---|--|--|--|--|
| 1 | Saya senang dengan pembelajaran Bahasa Inggris | | | | |
| 2 | Saya senang dengan pembelajaran Bahasa Inggris terutama speaking | | | | |
| 3 | Saya senang berbicara menggunakan bahasa inggris | | | | |
| 45 | Saya senang mempelajari pelajaran Bahasa Inggris lebih mendalam | | | | |
| 6 | Saya bertanya kepada guru jika ada materi yang belum dipahami | | | | |
| 7 | Pada pelajaran bahasa inggris banyak hal yang membangkitkan rasa ingin tahu saya | | | | |
| 8 | Saya sering terlibat (berpartisipasi) dalam percakapan ketika proses pembelajaran berlangsung | | | | |
| 9 | Materi yang disampaikan guru menarik perhatian saya. | | | | |

| | | | | | |
|----|--|--|--|--|--|
| 10 | Saya sangat antusias ketika berlatih dan menghafal naskah dialog yang diberikan. | | | | |
| 11 | Saya merasa tertarik belajar speaking dengan menggunakan metode holistic | | | | |
| 12 | Saya sangat antusias ketika bermain Card play dan tampil didepan kelas | | | | |
| 13 | Saya merasa senang ketika bermain Card play karena teman-teman dan guru memberikan umpan balik atas kinerja saya | | | | |
| 14 | Saya lebih percaya diri berbicara menggunakan bahasa inggris setelah diajar dengan menggunakan metode holistic | | | | |
| 15 | Minat saya dalam berbicara menggunakan bahasa inggris meningkat setelah diajar dengan metode holistic | | | | |

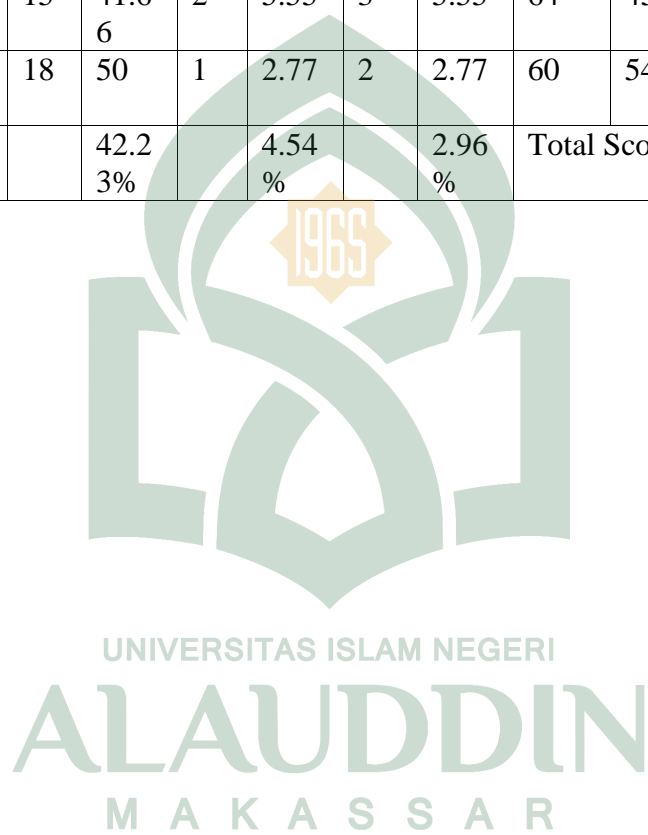


Appendix 7

Result of Questionnaire

| Number of question | Totally | | Agree (A) | | Disagree (D) | | Totally | | Statement value | | | | Sub total |
|---------------------|------------|--------|-----------|-------|--------------|-------|---------------|-------|----------------------------|-------|-------|-------|-----------|
| | Agree (SA) | | | | | | Disagree (SD) | | | | | | |
| | F | % | F | % | F | % | F | % | F × 4 | F × 3 | F × 2 | F × 1 | |
| 1 | 2 | 5.55 | 25 | 69.44 | 2 | 5.55 | 7 | 19.44 | 28 | 75 | 4 | 7 | 109 |
| 2 | 2 | 5.55 | 21 | 58.33 | 10 | 27.77 | 3 | 8.33 | 36 | 63 | 6 | 3 | 108 |
| 3 | 11 | 30.55 | 18 | 50 | 1 | 2.77 | 6 | 16.66 | 44 | 54 | 2 | 6 | 106 |
| 4 | 12 | 33.33 | 17 | 47.22 | 5 | 13.88 | 2 | 5.55 | 48 | 68 | 10 | 2 | 128 |
| 5 | 7 | 19.44 | 19 | 52.77 | 8 | 22.22 | 2 | 5.55 | 28 | 57 | 10 | 2 | 97 |
| 6 | 4 | 11.11 | 25 | 69.44 | 4 | 11.11 | 3 | 8.33 | 16 | 75 | 8 | 3 | 99 |
| 7 | 10 | 27.77 | 19 | 52.77 | 3 | 8.33 | 4 | 11.11 | 40 | 57 | 6 | 4 | 103 |
| 8 | 8 | 22.22 | 20 | 55.55 | 2 | 5.55 | 6 | 16.66 | 32 | 60 | 4 | 6 | 97 |
| 9 | 18 | 50 | 13 | 36.11 | 3 | 8.33 | 2 | 5.55 | 72 | 39 | 6 | 2 | 117 |
| 10 | 15 | 41.66 | 15 | 41.66 | 3 | 8.33 | 3 | 8.33 | 60 | 45 | 2 | 3 | 110 |
| 11 | 18 | 50 | 12 | 33.33 | 5 | 13.88 | 1 | 2.77 | 72 | 36 | 6 | 1 | 114 |
| Total % Indicator 1 | | 40.06% | 52.94% | | 5.38% | | 1.59% | | Total Score of Indicator 1 | | | | 1188 |
| 12 | 14 | 38.88 | 18 | 50 | 2 | 5.55 | 2 | 5.55 | 56 | 54 | 4 | 2 | 116 |
| 13 | 16 | 44.44 | 14 | 38.88 | 4 | 11.11 | 2 | 11.11 | 64 | 42 | 8 | 2 | 116 |
| 14 | 16 | 44.44 | 17 | 47.22 | 1 | 2.77 | 3 | 2.77 | 64 | 51 | 2 | 3 | 120 |
| 15 | 19 | 52.77 | 14 | 38.88 | 1 | 2.77 | 2 | 2.77 | 76 | 42 | 2 | 2 | 122 |
| 16 | 6 | 16.66 | 20 | 55.55 | 3 | 8.33 | 7 | 8.33 | 24 | 60 | 6 | 7 | 97 |
| 17 | 11 | 30.55 | 16 | 44.44 | 4 | 11.11 | 5 | 11.11 | 44 | 48 | 8 | 5 | 105 |
| 18 | 12 | 33.33 | 14 | 38.88 | 5 | 13.88 | 5 | 13.88 | 48 | 42 | 10 | 5 | 105 |

| | | | | | | | | | | | | | |
|------------------------|----|------------|----|------------|---|-----------|---|-----------|----------------------------|----|---|---|------|
| 19 | 19 | 52.7 7 | 11 | 30.5 5 | 3 | 8.33 | 3 | 8.33 | 76 | 33 | 6 | 3 | 118 |
| 20 | 6 | 16.6 6 | 21 | 58.3 3 | 4 | 11.1 1 | 5 | 11.1 1 | 24 | 63 | 8 | 5 | 100 |
| 21 | 14 | 38.8 8 | 16 | 44.4 4 | 3 | 8.33 | 3 | 8.33 | 56 | 48 | 6 | 3 | 113 |
| 22 | 18 | 50 | 15 | 41.6 6 | 1 | 2.77 | 2 | 2.77 | 72 | 45 | 2 | 2 | 121 |
| 23 | 17 | 47.2 2 | 14 | 38.8 8 | 2 | 5.55 | 3 | 5.55 | 68 | 42 | 4 | 3 | 117 |
| 24 | 16 | 44.4 4 | 15 | 41.6 6 | 2 | 5.55 | 3 | 5.55 | 64 | 45 | 4 | 3 | 116 |
| 25 | 15 | 41.6 6 | 18 | 50 | 1 | 2.77 | 2 | 2.77 | 60 | 54 | 2 | 2 | 118 |
| Total % indicator 2 | | 50.2 5% | | 42.2 3% | | 4.54 % | | 2.96 % | Total Score of Indicator 2 | | | | 1584 |



Appendix 8

Assessing Student's Progress (Before Implementing CAR)

| Name | Skill | | | | | | | |
|----------|----------------------------|-------------------------------------|--|---------------------------------|-------------------|---------|----------------------|-----|
| | Participatio n In Class | Participatio n in conversatio | Participatio n in group discussion | Giving oral presentatio n | pronunciati on | fluency | Feeling confident | |
| Progress | | | | | | | | |
| S1 | - | | - | - | - | - | - | 61 |
| S2 | - | - | - | - | - | - | - | 71* |
| S3 | | | - | - | - | - | - | 76* |
| S4 | - | - | - | - | - | - | - | 63 |
| S5 | | | | | | | | 83 |
| S6 | - | - | - | - | - | - | - | 56 |
| S7 | | - | - | - | - | - | - | 66 |
| S8 | | - | - | - | - | - | - | 66 |
| S9 | | | | | | | | 78* |
| S10 | - | - | - | - | - | - | - | 54 |
| S11 | - | - | - | - | - | - | - | 58 |
| S12 | | - | - | - | - | - | - | 71* |
| S13 | | - | - | - | - | - | - | 58 |
| S14 | | | | | | | | 81* |
| S15 | - | - | - | - | - | - | - | 53 |
| S16 | | - | | - | - | - | - | 57 |
| S17 | | - | | - | - | - | - | 50 |
| S18 | - | - | - | - | - | - | - | 52 |
| S19 | | | | | | | | 52 |
| S20 | | - | - | - | - | - | - | 57 |
| S21 | | | - | - | - | - | - | 67 |
| S22 | | | | | | | | 70* |
| S23 | - | - | - | - | - | - | - | 50 |
| S24 | | - | - | - | - | - | - | 54 |
| S25 | | - | - | - | - | - | - | 55 |
| S26 | | - | - | - | - | - | - | 54 |
| S27 | | | | | - | - | - | 85* |
| S28 | | | - | - | - | - | - | 68 |
| S29 | | | - | - | - | - | - | 72* |

*) student who pass the KKM 70 (seventy)

Assessing The Students' Progress
(Cycle 1 CAR)

| Name | Skill | | | | | | | |
|----------|----------------------------|-------------------------------------|--|----------------------------|-------------------|---------|----------------------|-----|
| | Participatio n In Class | Participatio n in conversatio | Participatio n in group discussion | Giving oral presentatio | pronunciati on | fluency | Feeling confident | |
| Progress | | | | | | | | |
| S1 | - | | - | - | - | - | - | 71* |
| S2 | - | - | - | | | | | 76* |
| S3 | | | - | | | | | 80* |
| S4 | - | - | - | - | - | - | - | 68 |
| S5 | | | | | | | | 85* |
| S6 | - | - | - | - | - | - | - | 60 |
| S7 | | - | - | | - | - | - | 70* |
| S8 | | - | - | | - | - | | 72* |
| S9 | | | | | | - | | 82* |
| S10 | - | - | - | - | - | - | - | 60 |
| S11 | - | - | - | - | - | - | | 65 |
| S12 | | - | - | | | - | | 75* |
| S13 | | - | - | - | - | - | - | 65 |
| S14 | | | | | | | | 87* |
| S15 | - | - | - | - | - | - | - | 58 |
| S16 | | - | | - | - | - | - | 64 |
| S17 | | - | | - | - | - | - | 58 |
| S18 | - | - | - | - | - | - | - | 57 |
| S19 | | - | | | | | - | 60 |
| S20 | | - | | - | - | | - | 64 |
| S21 | | | | | - | - | | 75* |
| S22 | | | | | | - | | 78* |
| S23 | - | - | | | | | - | 55 |
| S24 | | - | - | - | - | - | - | 62 |
| S25 | | - | - | - | - | - | - | 62 |
| S26 | | - | - | - | - | - | - | 60 |
| S27 | | | | | | | | 90* |
| S28 | | | | | | - | | 75* |
| S29 | | | | | | - | | 78* |

*) student who pass the KKM 70 (seventy)

Assessing The Students' Progress
(Cycle 2 CAR)

| Name | Skill | | | | | | | |
|----------|----------------------------|-------------------------------------|--|---------------------------------|-------------------|---------|----------------------|-----|
| | Participatio n In Class | Participatio n in conversatio | Participatio n in group discussion | Giving oral presentatio n | pronunciati on | fluency | Feeling confident | |
| Progress | | | | | | | | |
| S1 | - | | | | - | - | - | 73* |
| S2 | - | - | - | | | | | 81* |
| S3 | | | | | | | | 86* |
| S4 | - | | | | - | - | - | 73* |
| S5 | | | | | | | | 93* |
| S6 | - | - | - | | - | - | - | 70* |
| S7 | | | | | - | - | - | 76* |
| S8 | | | | | - | - | - | 76* |
| S9 | | | | | - | - | - | 88* |
| S10 | | | | | - | - | - | 70* |
| S11 | | | | | - | - | - | 75* |
| S12 | | | | | - | - | - | 81* |
| S13 | | - | | | - | - | - | 73* |
| S14 | | | | | | | | 91* |
| S15 | - | - | - | | - | - | - | 63 |
| S16 | | - | | | - | - | - | 75* |
| S17 | | - | | | - | - | - | 70* |
| S18 | - | - | - | | - | - | - | 62 |
| S19 | | - | | | | | - | 72* |
| S20 | | - | | | - | - | - | 72* |
| S21 | | | | | - | - | | 79* |
| S22 | | | | | - | - | | 82* |
| S23 | - | - | - | | - | - | - | 58 |
| S24 | | - | - | | - | - | - | 71* |
| S25 | | - | - | | - | - | - | 72* |
| S26 | | - | - | | - | - | - | 71* |
| S27 | | | | | | | | 95 |
| S28 | | | | | | - | | 78* |
| S29 | | | | | | - | | 82* |

*) student who pass the KKM 70 (seventy)

CURRICULUM VITAE



AFDALIAH ANNISA was born on December, 1st 1995 in Sinjai, South Sulawesi. She is the only one child from Alm. Kamaruddin and Eli. She began her elementary school at SD 41 Samaenre and graduated in 2007. After that, she continued her study to Junior High School at SMP 1 South Sinjai and graduated in 2010. Then, she continued her study at SMA 1 South Sinjai or SMA 2 Sinjai and then graduated in 2013, at the same year she became as a student of English Education Department of Tarbiyah and Teaching Science Faculty at Alauddin State Islamic University of MAKASSAR in S1 program.

UNIVERSITAS ISLAM NEGERI
ALAUDDIN
M A K A S S A R

APPENDICES

UNIVERSITAS ISLAM NEGERI
ALAUDDIN
M A K A S S A R

Appendix 1

LESSON PLAN

School : SMP 1 South Sinjai
Course : English
Class/Semester : VIII/2
Time allocation : 4 × 40 Minutes
Language Skill : Speaking and Listening

A. Standard Competence

9. mengungkapkan makna dalam percakapan transaksional dan interpersonal lisan pendek sederhana untuk berinteraksi dengan lingkungan sekitar.

B. Basic Competence

9.1 menggunakan makna dalam percakapan transaksional (to get things done) dan interpersonal (bersosialisasi) pendek sederhana dengan menggunakan ragam bahasa lisan secara akurat, lancar, dan berterima untuk berinteraksi dengan lingkungan terdekat yang melibatkan tindak tutur: meminta, memberi, menolak jasa, meminta, memberi, menolak barang, meminta, memberi dan mengingkari informasi, meminta, memberi dan menolak pendapat dan menawarkan / menerima / menolak sesuatu.

C. Learning Objectives

At the end of the course students are expected to be able to :

-) Identify the expression of asking and denying information correctly
-) Use the expression of asking for information “Could you tell what animal in your house?” and “Is it cute?”; giving information “Yes, I have a cat”; declining information “No, I do not have”.

D. Materials

| No. | Animal | Habitat | Food | Activity | Characteristic |
|-----|--------|---------|------|----------|----------------|
| 1. | | | | | |
| 2. | | | | | |
| 3. | | | | | |
| 4. | | | | | |

E. Teaching Method

-) Holistic Method

F. Learning activities

A. Cycle 1

| Step | Activity Description | Time Allocation |
|------------------|--|-----------------|
| Pre- activity | <p>a. Preface</p> <ul style="list-style-type: none"> -teacher greets the students by asking “Good Morning? How are you?”/ “what’s your feeling today?” (friendly) -teacher checks students’ attendance by asking “Who is absent today? Where is she/he?” (attention) <p>b. Apperception</p> <ul style="list-style-type: none"> -teacher asks the students how to ask for information (humble) -teacher asks the students how to give information? (humble) -teacher mention the material. | 10 minutes |
| 2. main activity | <p>a. activity 1</p> <ul style="list-style-type: none"> -teacher mentions some expression of asking for, giving, and denying information -teacher asks the students to repeat (responsive) -teacher gives a piece of paper contains a mini picture some animals -teacher ask what animals in the picture. - teacher instruct the students to listen and repeat the sentence each description after the teacher. <p>b. activity 2</p> <ul style="list-style-type: none"> -teacher informs to the students that they are going learn with holistic method -teacher gives information the rules of holistic method | |

| | | |
|------------------|--|--|
| | <p>in speaking.</p> <p>-Teacher asks the students to make a group of 4 or 5.</p> <p>c. activity 3</p> <p>-teacher gives a pieces of students' observation worksheet paper to each group of students</p> <p>-teacher give picture card animal each group and analysis in the worksheet paper.</p> <p>-students discuss</p> <p>-teacher ask each group to consult in teacher desk about how to spell the word and use the punctuation marks correctly</p> <p>-every students each group mention collecting information in worksheet while perform in front of class.</p> | |
| 3. post activity | <p>- teacher ask the students whether they enjoy the lesson or not.</p> <p>- teacher review the materials by asking students what they have learned today.</p> <p>- teacher closes the lesson by saying "good bye"</p> | |

B. Cycle 2

| Step | Activity Description | Time Allocation |
|---------------|---|-----------------|
| Pre- activity | <p>a. Preface</p> <p>-teacher greets the students by asking "Good Morning? How are you"/ "what's your feeling today?" (friendly)</p> <p>-teacher checks students' attendance by asking "Who is absent today? Where is she/he?" (attention)</p> <p>b. Apperception</p> | 10 minutes |

| | | |
|------------------|--|--|
| | <ul style="list-style-type: none"> -teacher asks the students how to ask for information (humble) -teacher asks the students how to give information? (humble) -teacher mention the material. | |
| 2. main activity | <p>a. activity 1</p> <ul style="list-style-type: none"> -teacher repeat some expression of asking for, giving, and denying information that have been learn before -teacher asks the students to repeat -teacher ask what animals in the picture. - teacher instruct the students to listen and repeat the sentence each description after the teacher. <p>b. activity 2</p> <ul style="list-style-type: none"> -teacher informs to the students that they are going learn with holistic method again -teacher repeat information the rules of holistic method in speaking. -Teacher asks the students to get pairs and choose the animal that they want to describe. <p>c. activity 3</p> <ul style="list-style-type: none"> -teacher ask to make dialogue about asking and giving information about animals -students discuss -teacher ask each students to consult in teacher desk about how to spell the word and use the punctuation marks correctly -every students each pair | |

| | | |
|------------------|---|--|
| | perform their dialogue in front of class | |
| 3. post activity | <ul style="list-style-type: none"> - teacher ask the students whether they enjoy the lesson or not. - teacher review the materials by asking students what they have learned today. - teacher closes the lesson by saying “good bye” | |

G. Media

-) Students’ worksheet.
-) Animal picture card.

H. Scoring

| Indicator | No. | Instrument |
|--|-----|--|
| 1 | 2 | 3 |
| Students are able to identify the expression of asking for, giving, and denying information. | 01 | Mention the animal in picture Collecting Information -Where the cats living? -what the activity of cats? What the characteristic of cat? |
| Use collecting information to make a good paragraph about each of the animal. | | Each group make a sentence based on collecting information in worksheet and perform in front of the class. |

I. Scoring instrument

Assessing Students; Progress

| Skills | Progress |
|------------------------------------|----------|
| Participation in class | |
| Participation in conversation | |
| Participation in discussions | |
| Giving oral presentation (perform) | |

| | |
|----------------------------------|--|
| Pronunciation | |
| Fluency | |
| Feeling confident about speaking | |

Then, the writer will use the following key to complete the table above :

+ = satisfaction progress, but need a little more practice

= some progress, but need much more practice

~ = little or no progress, need to pay special attention to improve this skill

J. Evaluation / KKM

| Kompetensi dasar | Kriteria Ketuntasan Minimal (KKM) | | | | |
|--|-----------------------------------|--------|--------|--------|-------|
| | Kompleksitas | Sarana | Intake | Jumlah | (KKM) |
| Mengungkapkan makna dalam percakapan transaksional dan interpersonal lisan pendek sederhana untuk berinteraksi dengan lingkungan sekitar | 70 | 70 | 70 | 210 | 70 |

) Kriteria Ketuntasan Minimal (KKM) = 70 atau 70%

) Tuntas = NA peserta didik 70 atau 70%

) Tidak tuntas = NA Peserta didik < 70 (remedial)

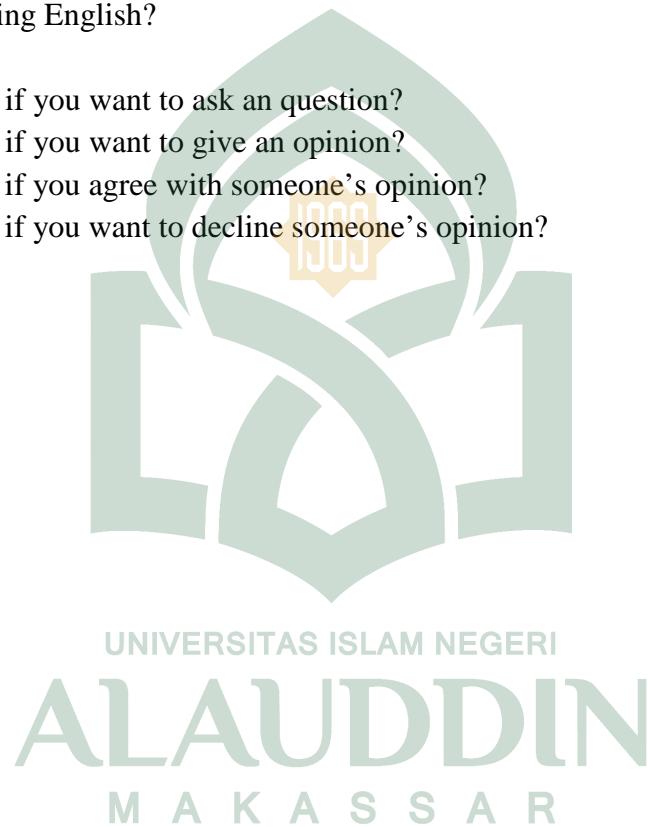
Appendix 2

The question of pre-test

The test 1 : interview

Good morning/hello/hi

1. What is your name?
2. Could you spell it?
3. How are you?
4. Can you speak English?
5. Do you like speaking English?
6. What do you do?
7. What will you say if you want to ask a question?
8. What will you say if you want to give an opinion?
9. What will you say if you agree with someone's opinion?
10. What will you say if you want to decline someone's opinion?



Appendix 3

The question of post-test 1 and post-test 2

The post-test 1

Work in groups to analysis animal card based on the table below.

| No. | Animal | Habitat | Food | Activity | Characteristic |
|-----|-----------|-----------------|------------------|---|------------------------------|
| 1. | Elephants | Africa and Asia | Grass and plants | Use their long trunks to put food and water in their mouths | Are the haviest land animals |
| 2. | Tigers | | | | |
| 3. | Bears | | | | |
| 4. | Monkeys | | | | |

The post-test 2

Make pairs and choose animal that you like with your partner and make a dialogue asking and giving information about it and perform in front of the class.

Appendix 4

The procedure of the test

Test 1 (pre-test)

1. The test is done in front of teacher desk. It means the student face the teacher
2. The teacher call one by one and gives the question of the test 1
3. The student answers what the teacher asks.

Test 2 (post-test 1)

1. The teacher give instruction of test 1
2. Students make a group and choose animal picture card
3. Teacher give example
4. Students discuss collecting information about the animal
5. Each group perform in front of the class

Test 3 (post-test 2)

1. Teacher give instruction of test 2
2. Student get a pair and choose an animal that will be a topic in dialogue
3. Teacher give example
4. Students make a dialogue
5. Students perform in pairs in front of the class.

Appendix 5

The Students Speaking Score of Pre-Test, Post-Test 1 and Post-Test 2

| Students' Number | Score of Pre test | Score of Post-test 1 | Score of Post-test 2 |
|------------------|-------------------|----------------------|----------------------|
| S1 | 61 | 71* | 73* |
| S2 | 71* | 76* | 81* |
| S3 | 76* | 80* | 86* |
| S4 | 63 | 68 | 73* |
| S5 | 83 | 85* | 93* |
| S6 | 56 | 60 | 70* |
| S7 | 66 | 70* | 76* |
| S8 | 66 | 72* | 76* |
| S9 | 78* | 82* | 88* |
| S10 | 54 | 60 | 70* |
| S11 | 58 | 65 | 75* |
| S12 | 71* | 75* | 81* |
| S13 | 58 | 65 | 73* |
| S14 | 81* | 87* | 91* |
| S15 | 53 | 58 | 63 |
| S16 | 57 | 64 | 75* |
| S17 | 50 | 58 | 70* |
| S18 | 52 | 57 | 62 |
| S19 | 52 | 60 | 72* |
| S20 | 57 | 64 | 72* |
| S21 | 67 | 75* | 79* |
| S22 | 70* | 78* | 82* |
| S23 | 50 | 55 | 58 |
| S24 | 54 | 62 | 71* |
| S25 | 55 | 62 | 72* |
| S26 | 54 | 60 | 71* |
| S27 | 85* | 90* | 95 |
| S28 | 68 | 75* | 78* |
| S29 | 72* | 78* | 82* |
| Mean | 63,37 | 69,37 | 76,13 |

Appendix 6

Angket Ranah Afektif Siswa

A. Data responden siswa

No. Angket :

Nama :

Kelas :

Nama Sekolah :

B. PETUNJUK

1. Pada angket ini terdapat 25 pertanyaan pertimbangkan baik-baik setiap pertanyaan dalam kaitannya dengan pembelajaran bahasa inggris, kemudian jawablah dengan jujur sesuai dengan keadaan yang sebenarnya.
2. Berikanlah tanda checklist () untuk jawaban sesuai pendapat Anda sendiri.
3. Angket ini dibuat hanya untuk kepentingan ilmiah dalam rangka penelitian. Oleh karena itu, jawaban Anda dijamin kerahasiaannya ini dari siapapun. Terima Kasih.

Keterangan pilihan jawaban:

SS : Sangat Setuju

S : Setuju

TS : Tidak Setuju

STS : Sangat Tidak Setuju

A. Profesionalitas Guru

| No. | Pernyataan | SS | S | TS | STS |
|-----|---|----|---|----|-----|
| 1. | Pelajaran bahasa inggris yang saya terima selama ini cukup memberikan latihan speaking. | | | | |
| 2. | Saya mudah memahami materi bahasa inggris yang disampaikan oleh guru karena metode mengajarnya menyenangkan | | | | |
| 3. | Saya menjadi mengerti ketika belajar bahasa inggris karena pendekatan pembelajaran yang diterapkan guru. | | | | |
| 4. | Saya memperoleh cukup rasa percaya diri dengan metode holistik yang diberikan oleh guru | | | | |
| 5. | Saya menjadi lebih kreatif dalam speaking dengan metode holistik | | | | |
| 6. | Guru memberikan penjelasan dengan jelas bagaimana bermain peran dengan metode holistic. | | | | |
| 7. | Guru berkeliling kelas untuk mengecek dan membantu | | | | |

| | | | | | |
|-----|---|--|--|--|--|
| | kesulitan siswa selama proses belajar mengajar | | | | |
| 8. | Guru memberikan cukup waktu untuk menghafal dan berlatih dialog sebelum perform didepan kelas. | | | | |
| 9. | Saya memperoleh umpan balik yang cukup dari guru untuk mengetahui tingkat keberhasilan kinerja saya | | | | |
| 10. | Guru memberikan kesimpulan materi pada setiap akhir mata pelajaran. | | | | |
| 11. | Penggunaan metode holistic baik diterapkan dalam pembelajaran speaking. | | | | |

B. Minat Siswa


| | | | | | |
|----|--|--|--|--|--|
| 12 | Saya senang dengan pembelajaran Bahasa Inggris | | | | |
| 13 | Saya senang dengan pembelajaran Bahasa Inggris terutama speaking | | | | |
| 14 | Saya senang berbicara menggunakan bahasa inggris | | | | |
| 15 | Saya senang mempelajari pelajaran Bahasa Inggris lebih mendalam | | | | |
| 16 | Saya bertanya kepada guru jika ada materi yang belum dipahami | | | | |
| 17 | Pada pelajaran bahasa inggris banyak hal yang membangkitkan rasa ingin tahu saya | | | | |
| 18 | Saya sering terlibat (berpartisipasi) dalam percakapan ketika proses pembelajaran berlangsung | | | | |
| 19 | Materi yang disampaikan guru menarik perhatian saya. | | | | |
| 20 | Saya sangat antusias ketika berlatih dan menghafal naskah dialog yang diberikan. | | | | |
| 21 | Saya merasa tertarik belajar speaking dengan menggunakan metode holistic | | | | |
| 22 | Saya sangat antusias ketika bermain Card play dan tampil didepan kelas | | | | |
| 23 | Saya merasa senang ketika bermain Card play karena teman-teman dan guru memberikan umpan balik atas kinerja saya | | | | |
| 24 | Saya lebih percaya diri berbicara menggunakan bahasa inggris setelah diajar dengan menggunakan metode holistic | | | | |
| 25 | Minat saya dalam berbicara menggunakan bahasa inggris meningkat setelah diajar dengan metode holistik | | | | |

Appendix 7

Result of Questionnaire

| Number of question | Totally Agree (SA) | | Agree (A) | | Disagree (D) | | Totally Disagree (SD) | | Statement value | | | | Sub total |
|---------------------|--------------------|--------|-----------|--------|--------------|-------|-----------------------|-------|----------------------------|--------------|--------------|--------------|-----------|
| | F | % | F | % | F | % | F | % | $F \times 4$ | $F \times 3$ | $F \times 2$ | $F \times 1$ | |
| | | | | | | | | | | | | | |
| 1 | 2 | 5.55 | 25 | 69.44 | 2 | 5.55 | 7 | 19.44 | 28 | 75 | 4 | 7 | 109 |
| 2 | 2 | 5.55 | 21 | 58.33 | 10 | 27.77 | 3 | 8.33 | 36 | 63 | 6 | 3 | 108 |
| 3 | 11 | 30.55 | 18 | 50 | 1 | 2.77 | 6 | 16.66 | 44 | 54 | 2 | 6 | 106 |
| 4 | 12 | 33.33 | 17 | 47.22 | 5 | 13.88 | 2 | 5.55 | 48 | 68 | 10 | 2 | 128 |
| 5 | 7 | 19.44 | 19 | 52.77 | 8 | 22.22 | 2 | 5.55 | 28 | 57 | 10 | 2 | 97 |
| 6 | 4 | 11.11 | 25 | 69.44 | 4 | 11.11 | 3 | 8.33 | 16 | 75 | 8 | 3 | 99 |
| 7 | 10 | 27.77 | 19 | 52.77 | 3 | 8.33 | 4 | 11.11 | 40 | 57 | 6 | 4 | 103 |
| 8 | 8 | 22.22 | 20 | 55.55 | 2 | 5.55 | 6 | 16.66 | 32 | 60 | 4 | 6 | 97 |
| 9 | 18 | 50 | 13 | 36.11 | 3 | 8.33 | 2 | 5.55 | 72 | 39 | 6 | 2 | 117 |
| 10 | 15 | 41.66 | 15 | 41.66 | 3 | 8.33 | 3 | 8.33 | 60 | 45 | 2 | 3 | 110 |
| 11 | 18 | 50 | 12 | 33.33 | 5 | 13.88 | 1 | 2.77 | 72 | 36 | 6 | 1 | 114 |
| Total % Indicator 1 | | 40.06% | | 52.94% | | 5.38% | | 1.59% | Total Score of Indicator 1 | | | | 1188 |
| 12 | 14 | 38.88 | 18 | 50 | 2 | 5.55 | 2 | 5.55 | 56 | 54 | 4 | 2 | 116 |
| 13 | 16 | 44.44 | 14 | 38.88 | 4 | 11.11 | 2 | 11.11 | 64 | 42 | 8 | 2 | 116 |
| 14 | 16 | 44.44 | 17 | 47.22 | 1 | 2.77 | 3 | 2.77 | 64 | 51 | 2 | 3 | 120 |
| 15 | 19 | 52.77 | 14 | 38.88 | 1 | 2.77 | 2 | 2.77 | 76 | 42 | 2 | 2 | 122 |
| 16 | 6 | 16.66 | 20 | 55.55 | 3 | 8.33 | 7 | 8.33 | 24 | 60 | 6 | 7 | 97 |
| 17 | 11 | 30.55 | 16 | 44.44 | 4 | 11.11 | 5 | 11.11 | 44 | 48 | 8 | 5 | 105 |
| 18 | 12 | 33.33 | 14 | 38.8 | 5 | 13.8 | 5 | 13.8 | 48 | 42 | 10 | 5 | 105 |

| | | | | | | | | | | | | | |
|------------------------|----|------------|----|------------|---|-----------|---|-----------|----------------------------|----|---|---|------|
| | | 3 | | 8 | | 8 | | 8 | | | | | |
| 19 | 19 | 52.7 7 | 11 | 30.5 5 | 3 | 8.33 | 3 | 8.33 | 76 | 33 | 6 | 3 | 118 |
| 20 | 6 | 16.6 6 | 21 | 58.3 3 | 4 | 11.1 1 | 5 | 11.1 1 | 24 | 63 | 8 | 5 | 100 |
| 21 | 14 | 38.8 8 | 16 | 44.4 4 | 3 | 8.33 | 3 | 8.33 | 56 | 48 | 6 | 3 | 113 |
| 22 | 18 | 50 | 15 | 41.6 6 | 1 | 2.77 | 2 | 2.77 | 72 | 45 | 2 | 2 | 121 |
| 23 | 17 | 47.2 2 | 14 | 38.8 8 | 2 | 5.55 | 3 | 5.55 | 68 | 42 | 4 | 3 | 117 |
| 24 | 16 | 44.4 4 | 15 | 41.6 6 | 2 | 5.55 | 3 | 5.55 | 64 | 45 | 4 | 3 | 116 |
| 25 | 15 | 41.6 6 | 18 | 50 | 1 | 2.77 | 2 | 2.77 | 60 | 54 | 2 | 2 | 118 |
| Total % indicator 2 | | 50.2 5% | | 42.2 3% | | 4.54 % | | 2.96 % | Total Score of Indicator 2 | | | | 1584 |



Appendix 8

Assessing Student's Progress

(Before Implementing CAR)

| Name | Skill | | | | | | | |
|----------|----------------------------|-------------------------------------|--|---------------------------------|-------------------|---------|----------------------|-----|
| | Participatio n In Class | Participatio n in conversatio | Participatio n in group discussion | Giving oral presentatio n | pronunciati on | fluency | Feeling confident | |
| progress | | | | | | | | |
| S1 | - | | - | - | - | - | - | 61 |
| S2 | - | - | - | - | - | - | - | 71* |
| S3 | | | - | - | - | - | - | 76* |
| S4 | - | - | - | - | - | - | - | 63 |
| S5 | | | | - | - | - | - | 83 |
| S6 | - | - | - | - | - | - | - | 56 |
| S7 | | - | - | - | - | - | - | 66 |
| S8 | | - | - | - | - | - | - | 66 |
| S9 | | | | | | - | | 78* |
| S10 | - | - | - | - | - | - | - | 54 |
| S11 | - | - | - | - | - | - | | 58 |
| S12 | | - | - | - | - | - | | 71* |
| S13 | | - | - | - | - | - | - | 58 |
| S14 | | | | | - | - | - | 81* |
| S15 | - | - | - | - | - | - | - | 53 |
| S16 | | - | | - | - | - | - | 57 |
| S17 | | - | | | | | - | 50 |
| S18 | - | - | - | - | - | - | - | 52 |
| S19 | | - | | | - | - | - | 52 |
| S20 | | - | | | - | - | - | 57 |
| S21 | | | | | | | | 67 |
| S22 | | | - | - | - | - | | 70* |
| S23 | - | - | - | - | - | - | - | 50 |
| S24 | | - | - | - | - | - | - | 54 |
| S25 | | - | - | - | - | - | - | 55 |
| S26 | | - | - | - | - | - | - | 54 |
| S27 | | | | | - | - | - | 85* |
| S28 | | | - | - | - | - | | 68 |
| S29 | | | - | - | - | - | - | 72* |

Assessing The Students' Progress

(Cycle 1 CAR)

| Name | Skill | | | | | | | |
|----------|----------------------------|-------------------------------------|--|---------------------------------|-------------------|---------|----------------------|-----|
| | Participatio n In Class | Participatio n in conversatio | Participatio n in group discussion | Giving oral presentatio n | pronunciati on | fluency | Feeling confident | |
| progress | | | | | | | | |
| S1 | - | | - | - | - | - | - | 71* |
| S2 | - | - | - | - | - | - | - | 76* |
| S3 | | | - | - | - | - | - | 80* |
| S4 | - | - | - | - | - | - | - | 68 |
| S5 | | | | | | | | 85* |
| S6 | - | - | - | - | - | - | - | 60 |
| S7 | | - | - | - | - | - | - | 70* |
| S8 | | - | - | - | - | - | - | 72* |
| S9 | | | | | | - | | 82* |
| S10 | - | - | - | - | - | - | - | 60 |
| S11 | - | - | - | - | - | - | - | 65 |
| S12 | | - | - | - | - | - | - | 75* |
| S13 | | - | - | - | - | - | - | 65 |
| S14 | | | | | | | | 87* |
| S15 | - | - | - | - | - | - | - | 58 |
| S16 | | - | | - | - | - | - | 64 |
| S17 | | - | | | | | - | 58 |
| S18 | - | - | - | - | - | - | - | 57 |
| S19 | | - | - | - | - | - | - | 60 |
| S20 | | - | - | - | - | - | - | 64 |
| S21 | | | | | | | | 75* |
| S22 | | | | | | - | | 78* |
| S23 | - | - | - | - | - | - | - | 55 |
| S24 | | - | - | - | - | - | - | 62 |
| S25 | | - | - | - | - | - | - | 62 |
| S26 | | - | - | - | - | - | - | 60 |
| S27 | | | | | | | | 90* |
| S28 | | | | | | - | | 75* |
| S29 | | | | | | - | | 78* |

Assessing The Students' Progress

(Cycle 2 CAR)

| Name | Skill | | | | | | | |
|----------|----------------------------|-------------------------------------|--|---------------------------------|-------------------|---------|----------------------|-----|
| | Participatio n In Class | Participatio n in conversatio | Participatio n in group discussion | Giving oral presentatio n | pronunciati on | fluency | Feeling confident | |
| progress | | | | | | | | |
| S1 | - | | | | - | - | - | 73* |
| S2 | - | - | - | | | | | 81* |
| S3 | | | | | | | | 86* |
| S4 | - | | | | - | - | - | 73* |
| S5 | | | | | | | | 93* |
| S6 | - | - | - | | - | - | - | 70* |
| S7 | | | | | - | - | - | 76* |
| S8 | | | | | - | - | | 76* |
| S9 | | | | | - | - | | 88* |
| S10 | | | | | - | - | - | 70* |
| S11 | | | | | - | - | | 75* |
| S12 | | | | | - | - | | 81* |
| S13 | | - | | | - | - | - | 73* |
| S14 | | | | | | | | 91* |
| S15 | - | - | - | | - | - | - | 63 |
| S16 | | - | | | - | - | - | 75* |
| S17 | | - | | | | | - | 70* |
| S18 | - | - | - | | - | - | - | 62 |
| S19 | | - | | | - | - | - | 72* |
| S20 | | - | | | - | - | - | 72* |
| S21 | | | | | | | | 79* |
| S22 | | | | | | - | | 82* |
| S23 | - | - | - | | - | - | - | 58 |
| S24 | | - | - | | - | - | - | 71* |
| S25 | | - | - | | - | - | - | 72* |
| S26 | | - | - | | - | - | - | 71* |
| S27 | | | | | | | | 95 |
| S28 | | | | | | - | | 78* |
| S29 | | | | | | - | | 82* |

CURRICULUM VITAE



AFDALIAH ANNISA was born on December, 1st 1995 in Sinjai, South Sulawesi. She is the only one child from Alm. Kamaruddin and Eli. She began her elementary school at SD 41 Samaenre and graduated in 2007. After that, she continued her study to Junior High School at SMP 1 South Sinjai and graduated in 2010. Then, she continued her study at SMA 1 South Sinjai or SMA 2 Sinjai and then graduated in 2013, at the same year she became as a student of English Education Department of Tarbiyah and Teaching Science Faculty at Alauddin State Islamic University of MAKASSAR in S1 program.

UNIVERSITAS ISLAM NEGERI
ALAUDDIN
M A K A S S A R