


**IMPROVING THE SEVENTH GRADE STUDENTS SPEAKING ABILITY
BY IMPLEMENTING PROBLEM BASED INVESTIGATION METHOD AT
MTsN MODEL MAKASSAR**



A Thesis

Submitted in Partial Fulfillment of the Requirements for the Degree of Sarjana
Pendidikan in English Education of the Faculty of Tarbiyah and Teaching
Science of UIN Alauddin Makassar

UNIVERSITAS ISLAM NEGERI

ALAUDDIN By
MAKASSAR

FATMASARI

Reg. Number 20400111034

ENGLISH EDUCATION DEPARTMENT

TARBIYAH AND TEACHING SCIENCE FACULTY

ALAUDDIN STATE ISLAMIC UNIVERSITY OF MAKASSAR

2016

PERNYATAAN KEASLIAN SKRIPSI

Mahasiswi yang bertanda tangan di bawah ini:

Nama : Fatmasari
NIM : 20400111034
TTL : Watampone, 14 Februari 1992
Jurusan : Pendidikan Bahasa Inggris
Fakultas : Tarbiyah dan Keguruan UTN Alauddin Makassar
Judul : Improving Students' Speaking Ability by Implementing of Problem Based Investigation Method at the Seventh Grade of MTsN Model Makassar.

Menyatakan dengan sesungguhnya dan penuh kesadaran bahwa skripsi ini benar adalah hasil karya sendiri. Jika di kemudian hari terbukti bahwa ia merupakan duplikat, tiruan, plagiat, atau dibuat oleh orang lain, sebagian atau seluruhnya, maka skripsi dan gelar yang diperoleh karenanya batal demi hukum.

UNIVERSITAS ISLAM NEGERI

Makassar, Agustus 2015

Penyusun,

ALA UDDIN
M A K A S S A R

Fatmasari

NIM: 20400111034

PERSETUJUAN PEMBIMBING

Pembimbing penulisan skripsi saudara, **Fatmasari** Nim: 20400111034, Mahasiswi Jurusan Pendidikan Bahasa Inggris pada Fakultas Tarbiyah dan Keguruan UIN Alauddin Makassar, setelah dengan seksama meneliti dan mengoreksi skripsi yang bersangkutan dengan judul "Improving Students' Speaking Ability by Implementing of Problem Based Investigation Method at the Seventh Grade of MTsN Makassar" memandang bahwa skripsi tersebut telah memenuhi syarat-syarat ilmiah dan dapat disetujui untuk diajukan ke sidang munaqasyah.

Demikian persetujuan ini diberikan untuk proses selanjutnya.

Samata-Gowa,

2015

UNIVERSITAS ISLAM NEGERI

Pembimbing I

Pembimbing II

ALAUDDIN
MAKASSAR

H. Erwin Hafid, Lc., M.Th.I., M.Ed.
NIP. 19740912 200003 1 002

Indah Fadhillah Rahman, S.Pd.I., M.Hum.
NIDN. 992010011651

PENGESAHAN SKRIPSI

Skrripsi yang berjudul, *Improving The Seventh Grade Students Speaking Ability By Implementing Problem Based Investigation Method At MTsN Model Makassar*, yang disusun oleh Fatmasari, NIM: 20400111034, mahasiswi Jurusan Pendidikan Bahasa Inggris pada Fakultas Tarbiyah dan Keguruan UIN Alauddin Makassar, telah dinjil dan dipertaharkan dalam sidang munaqasyah yang diselenggarakan pada hari Kamis, tanggal 17 Maret 2016 yang bertepatan dengan tanggal 8 Jumadil Akhir 1437 H dan dinyatakan telah dapat diterima sebagai salah satu syarat untuk memperoleh gelar Sarjana Pendidikan (S.Pd.) pada Fakultas Tarbiyah dan Keguruan, Jurusan Pendidikan Bahasa Inggris (dengan beberapa perbaikan).

Gowa, 17 Maret 2016 M
8 Jumadil Akhir 1437 H

DEWAN PENGUJI (SK. Dekan No.2.A Tahun 2016)

Ketua : Dr. Haraka Ilyas, M. Th.I.
Sekretaris : Dr. St. Aisyah Chulik, M.Pd.
Munaqisy I : Dr. Abd. Muis Said, M.Ed.
Munaqisy II : Sitti Nurpanti, S.Pd., M.Pd.
Pembimbing I : Dr. H. Fawin Hafid, Lc., M.Th.I., M.Ed.
Pembimbing II : Indah Fachtilah Rahman, S.Pd.L., M.Tum.

Diketahui oleh :
Dekan Fakultas Tarbiyah dan Keguruan
UIN Alauddin Makassar.

Dr. H. Muhsanul Amri, Lc., M.Ag.
NIP. 19730120 200312 1 001

ACKNOWLEDGMENTS



First of all, the researcher would like to express thanks to the almighty Allah for giving the researcher a wonderful life and opportunity until the thesis could be completed. *Allhamdulillahirobbil 'Alamin*. Secondly, the researcher recites *sholawat* and *salam* for His chosen messenger, Muhammad *sallallahu alaihi wasallam*, who has brought us from the darkness and stupidity to the cleverness and lightness until the muslems can face this educated life.

The success of the researcher in writing this thesis is supported and encouraged by many people who gave valuable assistance and guidance. The researcher realizes that this thesis would like to express her special gratitude to the researcher's beloved and the greatest parents, Drs. H. Djumading Syamsuddin and Hj. Nurhayati S. S. Pd. for their continuous pray to the Almighty God, love, pray, support, and sacrifices until the researcher can finish her thesis. Thank For your dedicated. May the researcher can repay all struggle.

1. Prof. Dr. H. Musafir Pahabharani, M. Si. as the PGS Rector of Alauddin State Islamic University (UIN) Makassar.
2. Dr. H. Muhammad Amri, L.c., M. Ag, the Dean of Tarbiyah and Teaching Science Faculty of Alauddin State Islamic University (UIN) Makassar.

3. Dr. Kamsinah, M. Pd.I. and Sitti Nurpahmi, S. Pd., M. Pd. as the head and secretary of English Education Department of Tarbiyah and Teaching Science Faculty of Alauddin State Islamic University (UIN) Makassar. A profound thanks the researcher address to them for multitude of lesson, guidance, and suggestion.
4. The most profound thanks to all the lecturers of English Education Department and all staff of Tarbiyah and teaching Science Faculty, for their help, support, and guidance during the researcher studies at Alauddin State Islamic University Makassar especially for Erwin Hafid, Le, M. Th.I, M. Ed., and Indah Fadilah Rahman, S. Pd.I, M. Hum as the first and second consultant for their guidance, advice, and correction for the better result of this writing thesis.
5. The Head Master and all of the teachers at MTsN. Model Makassar for their helping during conducted the research and accepted the researcher kindly.
6. The researcher's beloved family; Ahmad Gazali, S. E., Syahwirani Syafrah, S. Pd., Sri Fadillah Sari Jaya, Suhadi Jaya, and Nurmala Sari Jaya. Thanks to become the big motivation for the researcher to finish her study at Alauddin State Islamic University Makassar.
7. Special big thanks to Andri Ismayadi, S. E., for your suggestion, motivation and direction also advice so the researcher can finish this writing thesis.
8. Special thanks to the researcher's lovely friends Asti Astuti Ningsih, Zulfikar S. Sa., Ahmad Muhajir, Nur Fadillah, Fitriyani and A. Besse Nur Amun for their togetherness, suggestion and motivation so the researcher can finish this writing thesis.

9. Special thanks to my beloved classmates in PBI 1-2 and all of the students' of English Education Department in Academic Year 2011. Thanks for friendship and togetherness that always keep us the motivation for the researcher.

The researcher is sure that, this thesis is far from being perfect, so the researcher sincerely appreciates the constructive criticism from reader.

Finally, by reciting Alhamdulillah Rabbi Alamin, the researcher has been succeed to finish her work or research according to the target of time and also target of the research, nothing left or forgotten to do.

The Researcher,



Fannasari
NIM.20100111034

UNIVERSITAS ISLAM NEGERI
ALAUDDIN
M A K A S S A R

TABLE OF CONTENTS

COVER	i
PERNYATAAN KEASLIAN SKRIPSI.....	ii
PERSETUJUAN PEMBIMBING.....	iii
PENGESAHAN SKRIPSI.....	iv
ACKNOWLEDGEMENT.....	v
TABLE OF CONTENTS.....	vii
LIST OF CHARTS.....	ix
LIST OF TABLES.....	xi
LIST OF APPENDICES.....	xiii
ABSTRACT.....	xiv
CHAPTER I. INTRODUCTION.....	1
A. Background.....	1
B. Problem Statement.....	3
C. Research Objective.....	4
D. Research Significances.....	4
E. Research Scope.....	5
F. Operational Definition of Term.....	5
CHAPTER II. REVIEW OF RELATED LITERATURE.....	7
A. Previous Related Research Findings.....	6
B. Some Pertinent Ideas.....	7
C. Learning Problem Based Investigation (PBI).....	13
CHAPTER III. RESEARCH METHOD.....	22

A. Place, Time and Subject Research	22
B. Research Design	22
C. Research Instrument.....	25
D. Research Target	26
E. Data Collecting Procedure.....	26
F. Technique of Data Analysis	27
CHAPTER IV FINDING AND DISCUSSION.....	31
A. Findings.....	33
B. Discussion.....	57
CHAPTER V CONCLUSION AND SUGGESTION.....	60
A. Conclusion.....	60
B. Suggestion.....	61

BIBLIOGRAPHY

APPENDICES

CURRICULUM VITAE

UNIVERSITAS ISLAM NEGERI
ALAUDDIN
 MAKASSAR

LIST OF CHARTS

	Page
Chart 3.1 Chart of CAR	26
Chart 4.1 The Students' Speaking Accuracy	39
Chart 4.2 The Improvement Students' Speaking Accuracy in the Cycle I.....	40
Chart 4.3 The Students' Mean Score in Organization at the Cycle I.....	41
Chart 4.4 The Students Speaking Accuracy at the Cycle I.....	51
Chart 4.5 The Students Speaking Accuracy at the Cycle II	52
Chart 4.6 The Students' Mean Score in Fluency at the Cycle I and Cycle II.....	53
Chart 4.7 The Improvement of the Students' Speaking Ability	54
Chart 4.8 The Improvement of the Students' Activeness in Learning Process.....	57

UNIVERSITAS ISLAM NEGERI
ALAUDDIN
M A K A S S A R

LIST OF TABLES

	Page
Table 3.1 Speaking Score of Accuracy.....	28
Table 3.2 Speaking Score and Criteria of Vocabulary and Grammar.....	29
Table 3.3 Speaking Score and Criterin of Fluency.....	29
Table 3.4 Classification Score of Students.....	30
Table 3.5 The Form of Observation Sheet.....	31
Table 3.6 Students Activeness Score.....	32
Table 4.1 The Result of Observation Sheet in the Cycle I.....	36
Table 4.2 The students' Speaking Accuracy from P.T to Cycle I.....	38
Table 4.3 The students' Mean Score in Organization.....	41
Table 4.4 The Result of Students' Mean Score Classification in fluency and comprehensibility at the First Cycle I.....	42
Table 4.5 The Indicators of Successful Students' Mean Score at the Cycle I.....	43
Table 4.6 The Result of the Observation Sheet in the Cycle II.....	47
Table 4.7 The Result of Students' Mean Score Classification in Fluency Comprehensibility at the Cycle II.....	48

Table 4.8 The Students' Speaking Accuracy of cycle I to Cycle II.....	51
Table 4.9 The Students' Mean Score in Fluency	52
Table 4.10 The Indicator of Successful Students' Mean Score in the Cycle II.....	53
Table 4.11 The of Students' Mean Score Classification in Fluency and Comprehensibility at the Cycle II.....	55
Table 4.12 The Observation Result of the Students' Activeness in the learning process.....	55



LIST OF APPENDICES

	Page
Appendix I RPP.....	65
Appendix II Interview Script.....	85
Appendix III Observation Checklist.....	86
Appendix IV Documentation.....	89



UNIVERSITAS ISLAM NEGERI
ALAUDDIN
M A K A S S A R

ABSTRACT

Name : Fatmasari
Reg. Number : 20400111034
Department : English Education Department
Faculty : Tarbiyah and Teaching Science
Title : Improving Students' Speaking Ability by Implementing of Problem Based Investigation Method at the Seventh Grade of MTsN Makassar
Consultant I : H. Erwin Hafid, Lc., M. Th.L., M.Ed.
Consultant II : Indah Fadhilah Rahman, S.Pd.I., M.Hum.

The research studied about improving the students' speaking ability through problem based investigation method. PBI method was used in order to again students' speaking ability. The objective of this research was to improve students' speaking ability by using problem based investigation method. Because the existing reality showed that many students of MTsN Model Makassar have difficulties in speaking English. Therefore researcher tried to use problem based investigation method in solving the problem.

The research used classroom action research (CAR). The model of action research design used in this research is developed by Kemmis and McTaggart. This research was conducted to the students of MTsN Model Makassar in academic year 2014/2015 which consisted of 30 students in class VII-10. The instruments of this research were interview and test. The data analyzed through quantitative and qualitative analysis. The research focused on the implementation of problem based investigation method in improving students' speaking accuracy and fluency. The research was conducted in two cycles and each cycle was done in three meetings. The result of the research showed that the students' improvement from the first to the second cycle was improved highly. It was proved by the students' success obtained by the students through test of pre test, cycle I, and cycle II, where students' success in speaking ability test in the pre-test is 55.30, then in the first cycle is 62.60 and in the second cycle is 75.20 this was greater than in the first cycle.

Based in the finding and discussion of the research, the researcher drawn a conclusion that, problem based investigation method improve the students' accuracy and fluency in speaking significantly. Because the research was successful, the researcher suggests the teacher used problem based investigation method to teach speaking. It can make the student' interest and have good confidence when they want to speak.

CHAPTER I

INTRODUCTION

A. Background

According to Brown (1980:92) Languages are an integral part human life it accompanies wherever and whatever a person is.

The kinds of language is speaking, reading, and listening. It must be acknowledged, that the most often used in communication is speaking skill in the classroom. It is not easy for the teachers to guide students to speak English since the students are not expressing themselves to speak, but they need an active interaction. English recently plays an important role of international life and it cannot be denied that the mastery of English is quite necessary for Indonesia people now days.

In teaching English for speaking skill, the English teachers must be creative to design many communication activities in the classroom that urge and motivate students to use language actively and productively. For this, teachers have to be aware that the students are used to inhibit in the way of how many times and how much time they speak in the classroom. They merely full them down because the frequency to speak is still limited. They also do not know what to speak and how they communicate their ideas to others. In addition, the situation and condition in the classroom still less in normal active in speaking. Domination will always go to the active students. That is to say that the teachers mostly focus on who is active.

Therefore, it is important to focus the teachers' intention on the improvement to stimulate the students speak. For this purpose, active learning will be demanded. This problem actually is matter of teaching method that should be conducted by the teachers. Since the students are very hard to speak because they mostly less ideas to express, the teachers have to find out special teaching method to facility the students in solving their problem.

The learning model is a form of learning that is reflected from start to finish typically presented by the teacher. In other words, the learning model is a wrap or frame of the application of an approach, methods, and techniques of learning. Explores the four groups learning model are social interaction models, model of information processing, model of personal-humanistic and model of behavior modification. By Permendikbud No. 65 of about Standard Process, model of learning that takes precedence in the implementation of Curriculum 2013 are Inquiry Based Learning Method, Discovery Learning Method, Project Based Learning Method, and Problem Based Learning Method. Problem Based Investigation is in problem-based learning that part which is included in the methods used in the curriculum of 2013.

One technique can be used to develop the students' can problem based investigation to help students develop thinking skills, problem solving and intellectual skills. Teaching speaking English using problem based investigation useful to motivate and activate the students to speak English.

Problem based investigation is an effective approach to teaching higher-level thinking processes. This learning helps students to process information that

is already finished in his mind and draw up their own knowledge about the social world and its surroundings. Learning is suitable to develop the knowledge base or complex. Problem based investigation is learning that requires students to work on authentic problems with a view to preparing their own knowledge, develop inquiry and higher thinking skills, developing independence and confidence. This learning model also refers to other learning models, such as project-based learning (project-based instruction), experiential learning (experience-based instruction), learning authentic (authentic learning), and meaningful learning (anchored instruction) and problem based investigation began with meaningful real-life problems, which gives the opportunity to students in choosing and determining any investigations both inside and outside the school as far as it is necessary to solve the problem.

From above this background, the authors finally chose the title "***Improving the Seventh Grade Students Speaking Ability by Implementing Problem Based Investigation Method at MTsN Model Makassar***"

B. Problem Statement

Based on the background above the research try to formulate one research question as follow: "*How is the improvement the Seventh Grade Students Speaking Ability by Implementing problem based Investigation method at MTsN Model Makassar?*"

C. Research Objective

As formulated to the problem above, the purpose of this research is carried out: *“To know the improvement the Seventh Grade Students Speaking Ability by Implementing Problem Based Investigation Method at MTsN Model Makassar”*.

D. Research Significances

The study is expected to have both academic and practical contributions:

1. Theoretically, to help teacher or researcher to find out the alternative way of teaching speaking and to produce the relevant and valid knowledge for their class to improve their teaching in English especially speaking
2. Practically, it can be used as a method to improve the students' speaking ability and it may guide, help and encourage students to express their ideas, opinion and the rotating roles is one of way to answer social problem in the students' life.

E. Research Scope

This research was limited to teaching of English for the seventh grade students' of MTsN Model Makassar in academic year 2015/2016. The research will focused in improving students' ability to speak English, learning process using Problem Based Investigation method.

F. Operational Definition of Terms

1. Problem Based Investigation (PBI)

Problem Based Investigation (PBI) in learning was not the acquisition of declarative knowledge. Therefore, it is the task of assessment is not enough if only with a written test or a paper test and pencil (paper and pencil test).

Engineering assessment in accordance with this model is to assess the work produced by the students is the result of their investigations.

2. Speaking Ability

a. Speaking

Speaking means a sound and symbol produced by the speaker to communicate with the listener to share the meaning. Between speaker and listener, they have to understand the message they try to send and receive, that's why there are some components in speaking that can ease to understand the meaning, they are; grammar, vocabulary, pronunciation, accuracy and fluency.

b. Ability

Ability is a quality of being able to do something. In learning language, there are four ability that can measure how perfect people understand the language they learnt, they are; reading, writing, listening and speaking. But here on this thesis the researcher would only focus on speaking ability to be improved.

This research would find out the improvement of speaking ability by using Problem Based Investigation, and to assess the improvement, the researcher would like to assess speaking components (grammar, vocabulary, pronunciation, accuracy and fluency) as a data.

CHAPTER II

REVIEW OF RELATED LITERATURE

A. Some Previous Research Finding.

Many of researchers have been reported to expose the identification of the students' speaking ability in learning English to make teaching process more successful are Rosmawar (1999) in her research on developing speaking skill through pair activities. She concludes that using pair activities in teaching English in a language classroom can develop the students' speaking skill, Yusuf (1999) in his research on the interest of students' in reading English in Problem Based Investigation. He concludes that the students are interested in reading English and Armianti (1998) in her research on improving the speaking ability of the third year students of SLTP Mandar by using conversation question. She concludes that conversation question can improve the speaking ability of the third year students of SLTP 2 Mandar.

Based on the quotation above, it can be concludes that various technique of teaching speaking in the classroom activate the students to speak and they are not reluctant to speak up while doing conversation question and pair activities. Speaking with retelling English from problem based investigation can improve speaking ability. This method can increase their give to solution students improve speaking.

B. Some Pertinent Ideas.

1. Some Theories and Concept in Speaking Ability

Furthermore speaking is one of the central elements of communication. In English as Foreigner Languages (EFL) teaching, it is an aspect that needs special attention and instruction. In order to provide effective attention, it is necessary for a teacher of EFL to carefully examine the factors, condition and components that underline speaking effectiveness. Effective instruction derived from the careful analysis of this area, together with sufficient language input and speech-promotion activities will gradually help learners improve their English speaking ability.

Speaking is a very important part in studying English. People need to speak in order to communicate each other and make a good communication. When someone was born, he/she learns how to speak, and speaking can make him/her communicate or contact with other person.

According to Yorkey in Hasan (1994:6), speaking skill and like other skill, it must be practiced continuously. The teacher role is becoming important for students later. There are many keys to support speaking skill; listening cassette, watching TV, watching film, practicing with foreigners, practicing with partners.

In judging whether students are speaking in correct statement, there are two criteria which the teacher must take. One of the criteria are the students has to understand the meaning of words that they use and associate them into the objects of their represent. The other criteria are the students have to

pronounce the words properly in order to arise same perception and they understand each other.

According to Krashen in Richard and Rodgers (1995:133) there are three kinds of affective related to second language acquisition, they are motivation (Learner with high motivation generally do better), self confidence (Learners with self- confidence and a good self image tend to be more successful), and anxiety (Low personal anxiety and low classroom anxiety are more conducive to second language acquisition).

2. Elements of Speaking Ability

a) Pronunciation

Pronunciation is the act of pronouncing a word or words (the new shorter Oxford Dictionary: 1993)

b) Accuracy

Accuracy is the state of being correct or exact error especially as result of careful effect (Oxford Advance Learning Dictionary: 1995)

c) Fluency

Fluency able to speak a language smoothly and easily (oxford Learning Pocket Dictionary: 1991) and the students are communicate easily to other friends

d) Vocabulary

- a. There are various definitions of vocabulary. Some of them: Penny Ur (1991:60) stated:

“Vocabulary can be defined roughly, as the words we teach the foreign language. However, a new item of vocabulary may be more than a single word which is made up of two or three words but express a single idea. There are also multiword idioms where the meaning of the phrase can't be defined from an analysis of the component word”

- b. Hornby (1963) defines vocabulary as (1) book containing a list of words used translator (2) range words known to or used by person in trade, profession, etc
- c. Cambridge Learners' Dictionary in Wahyuni (2002) stated that, vocabulary is :
1. All the words you know in particular language;
 2. All the words that exist in a languages or that are used when discussing a particular subject;
 3. A list of words and their meaning
- d. Gove in Rita (1987) stated that vocabulary is a sum of words of language employed by individual, group or work in relation to a subject.
- e. Allen in Suwarni (2003) says that vocabulary is an important factor in all language teaching. Students most continually by learning words as they learn structure and as they practice the sounds system.

3. Principles of Speaking Ability

According to Brown (2000:36) Speaking ability has 6 principles. The principles of speaking ability are:

- a. Focus on both fluency and accuracy: fluency and accuracy are the most important in speaking ability. Someone can speak fluent and understandable; it means that he/she focuses on both fluency and accuracy.
- b. Provide intrinsically motivating techniques; as an English teacher, we have to motivate our students to speak. Motivation is one of the most important in speaking. Someone can speak English easily if she/he has good motivation to.
- c. Encourage the use of authentic language; the use of authentic language is the one the most important too for the learners. The learners should use the language and the pronunciation. Therefore, we have to encourage our students to use the authentic language.
- d. Provide appropriate feedback and correction; as an English teacher. We have to guide our students to use the target language. If our students have mistake of the use of the language, we have to give them some correction to make them true. Also if we give them assignment and the have errors, we have to give them feedback.
- e. Capitalize on the natural link between speaking and listening; speaking and listening has a good link. Therefore at the classroom, we have to ask the students to speak and they have to listen what we say to them. The

students can speak easily if they always listen someone speak target language (English)

- f. Give the students opportunities to initiate oral communication: most of the students want to say something, but sometime they are not given opportunities to speak. Let them speak based on their mind. Give them enough time to speak.

4. Measuring Speaking Ability

Speaking is a way to bring message from one person to other in order to interact with them. Communication will not be running well without speaking. The successful communication can be seen when mutual understanding between speaker and listener in exchanging ideas works as their wishes. According to Ur (1995:120), there are four characteristics of a successful speaking activity, they are:

- a. Learners talk a lot. As much as possible of the period of time allotted to the activity is in fact occupied by learner talk. This way seem obvious, but often most time is taken up with teacher talk or pause.
- b. Participation is even. Classroom discussion is not dominated by a minority of talkative participants: all get a chance to speak, and contributions are fairly evenly distributed.
- c. Motivation is high. Learners are eager to speak: because they are interested in the topic and have something new to say about it, or because they want to contribute in achieving a task objective.

- d. Language is of an acceptable level. Learners express themselves in utterances that are relevant, easily comprehensible to each other, and of an acceptable level of language accuracy.

5. Types of Speaking

When we are trying to talk, communicate with other, alternative, we show our behavior to the other party unintentionally. Through the content of the talking, we could judge the person, and build an image for the person in the mind. Types of teaching speaking as follows:

- a. Imitative; at one end of a continuum of speaking performances is the ability to simply parrot bade (imitate) a word or phrase or possibly a sentences. While this is a purely phonetic level of oral production, a number of procedures, lexical, and grammatical properties of language may be included in the criterion performance. We are interested only in what is traditionally labeled in the criterion; no inferences are made about the test. Taker's in an interactive conversation. The only role of listening here is in the short. Form short of a prompt, just long enough to allow the speaker to realty the short stretch of language that must be limited.
- b. Intensive; a second types of speaking frequently employed in assessment contexts is the production of short stretches of oral language designed to demonstrate competence in a narrow band of grammatical, phrasal, lexical, or phonological relationship (such as prosodic elements: intonation, stress, rhythm, juncture). The speaker must be aware of semantic properties in order to able to respond, but interaction with an

interactive with an interlocutor or test administrator is minimal at best. Example; of intensive assessment tasks include directed response tasks, reading aloud, sentence and dialogue competition, limited picture cue task including simple sequences and translation up to the simple sentences level.

- c. Responsive; tasks include interaction and test comprehension, conversations, standard greetings and small talk, simple request and comments, and the like.
- d. Interactive; the differences between responsive and interactive speaking is in the length and complexity of the speakers and multiple participant.

Extensive (monologue); extensive oral production task include speeches, oral presentation, and story telling, during which the opportunity for oral interaction from listeners is either highly limited (perhaps to nonverbal responses) or reload out altogether. Language style is frequently more deliberative (planning is involved) and formal for extensive tasks, we cannot rule certain informal monologues such as casually delivered speech for example, my vacation in the mountains, as recipe for out standing pasta primavera, recounting the plot a novel or movie.

C. Learning Problem Based investigation (PBI)

Curriculum 2013 (K-13) is a curriculum that is implemented by the government to replace Curriculum Education Unit which has been in force for more than 6 years. Curriculum 2013 has three aspects of assessment, namely the aspect of knowledge, skills aspects, and aspects of the attitudes and behavior. And

has 4 methods of learning, namely: Inquiry based learning method is usually more suitable for use in the study of mathematics, but the subjects of another party can use the model provided in accordance with the characteristics of KD or learning material. Discovery Learning Method is stimulation in this activity the teacher gives a stimulant, can be either text, or images, or the situation, in accordance with the learning material / topics / themes to be discussed, so that students get the learning experience to observe the conceptual knowledge through reading, observing the situation or look at pictures. Project Based Learning Method is aimed at learning that focuses on the problems of complex needed learners in doing investigation and understand learning through investigation, guiding students in a collaborative project that integrates a wide range of subject (matter) in the curriculum, providing opportunities for learners to explore content (material) using a variety of ways that are meaningful to him, and conducted experiments collaboratively. Problem Based Learning Method is learning model aims to stimulate students to learn through a variety of real problems in daily life associated with the knowledge that has been or will be learned through the steps of learning, orient students on the problem. This staged to focus the students observe the problem which is the object of learning and organizing learning activities. Organizing learning one of the activities that the students delivered a variety of questions (or ask) to study the problem.

The relationship between of problem-based learning method and problem based investigation method is a cooperative learning model based research and projects that can support students' critical thinking skills. Where the cooperative

learning model can boost students' skills in solving various problems encountered during the learning because students can work together with other students in discovering, formulating and solving problems. Besides, the research-based learning students are encouraged to learn by themselves through active engagement with the concepts and principles, while the teacher encourages students to have the experience and conduct experiments which allowed them to find principles for themselves.

Problem-based learning method and problem based investigation method have their respective advantages that can affect students' critical thinking skills. On the teaching model of problem based learning, students are required to be able to solve the problems set by the teacher through group work, with these methods students gain experience and analyze the problems through a process of group discussion, to find solutions to these problems while the problem based investigation affecting the ability of critical thinking of students as in problem based learning stages of investigation for the cognitive processes influence each other. Cognitive processes that affect students' critical thinking skills such as attention, perception.

Learning by problem has been known since the time of John Dewey, because generally consist of problem based learning to students presenting a problem situation authentic and meaningful that can provide convenience to them to carry out the investigation and inquiry. According to Dewey in Trianto (2007:67), learning by problem is the interaction between stimulus and response, the relationship between the two directions, learning and environment.

Environments provide input to students in the form of relief and nervous system problems while brain functions that help interpret effectively so that the problems encountered can be investigated, assessed, analyzed, and sought to solve well. Students experience gained from the environment will make him the material and the material in order to gain understanding and could be used as guidelines and learning goals.

Based on the explanations above, problem-based learning (hereinafter referred to as PBI) is based on the theory of cognitive psychology. Cognitive psychology is the scientific study of mental processes or activities. And students learn how to think, feel, remember and learn. According to Ulric Neisser (1967) Cognitive psychology is teaching focus not so many on what is being done students (their behavior), but to what they think (cognition them) when they do that activity. Although, the role of the teacher in this learning often involves the presentation and explanation of a thing, but more common is to act as mentors and facilitators so that, students learn to think and solve problems.

Evaluation tasks correspondent to this model mainly consists of finding an alternative assessment procedures to be used to measure the students' work, for example with performance assessment and modeling results. This learning model is based on developing thinking skills among students through problem solving exercises. Therefore, students are involved in the process as well as product acquisition completion. This model also will develop thinking skills through empirical facts and the ability to think rationally, so that repetitive exercise can develop intellectual skills and also can mature students.

Meanwhile, Problem Based Investigation (PBI) has close links with discovery learning (inquiry). On both models the teachers emphasize active student involvement, orientation is more inductive than deductive emphasized, and students find or construct their own knowledge. As for the difference in several important ways, namely: the majority of subjects in the inquiry based on the questions based on discipline, and the investigation of students took place under the guidance of teachers and confined in a classroom environment. Problem Based Investigation began with meaningful real-life problems, which gives the opportunity to students in choosing and determining any investigations both inside and outside the school as far as it is necessary to solve the problem (Ibrahim and Muhammad Nur, 2005: 23).

According to Ibrahim and Muhammad Nur (2005:23) Characteristics of problem-based learning are

1. Submission of a question or problem. Problem Based Investigation (PBI) organized teaching around the questions and issues important both socially and personally meaningful to students. They propose a real life situation, avoiding simple answers, and allow for a variety of solutions to the situation
2. Focusing on linkages between disciplines. Although Problem Based Investigation (PBI) centered on certain subjects, the issues to be investigated have been really noticeable that in solving the students can review the issue from a variety of subjects.
3. The investigation authentic. Problem Based Investigation (PBI) requires students undertake an investigation to find a solution to a real authenticity to

the real problem. They must analyze and define problems, develop hypotheses and making predictions, collect and conduct experiments (if necessary), making inferences and drawing conclusions. Of course, the investigation method used depends on the problem being studied.

4. Produce and show it off. Problem Based Investigation (PBI) requires students to produce a particular product in the form of real work or artifacts and demonstrations that explain or represent a form of solving problems they find. Such products may include transcripts of debates, reports, physical models, video, and computer programs. The real work and the demonstration planned by the student to demonstrate to his friend about what they have learned and provide a fresh alternative to the traditional reports or papers.

Collaboration Problem Based Investigation (PBI) is characterized by students who cooperate with one another, most often in pairs or in small groups. Working together gives motivation to continuously engage in complex tasks and increase opportunities for shared inquiry and dialogue and to develop social skills and thinking.

According to Ibrahim in Trianto (2007:72) in the Problem Based Investigation (PBI) class, the teacher's role is different from a traditional classroom. The role of teachers in the classroom PBI among others: (1) submit a problem or orient students to the authentic problem, namely the problem of real-life everyday; (2) facilitating / guiding the investigation, for example, to observe or perform experiments; (3) facilitate dialogue students; and (4) to support student learning.

Because of its interactive nature, the model Problem Based Investigation (PBI) requires a lot of planning, including:

(1) Setting goals

Problem Based Investigation (PBI) models designed to achieve objectives such as the skills to investigate, understand the role of adults, and help students become independent learners. In the execution of this study aimed to achieve that goal.

(2) Designing a problem situation

Some teachers in the teaching based on issues rather give freedom to the students to choose the issues to be investigated, as this can increase student motivation. Good problem situations should be authentic, it contains puzzles, and not strictly defined, enable collaboration, meaningful for students, and are consistent with the objectives of the curriculum.

(3) The organization of resources and logistics plan

In teaching based on student issues is possible to work with a variety of materials and equipment as well as in the implementation of, or in the laboratory, it can even be done outside of school. Therefore, the task of organizing resources and planning needs for student inquiry should be the primary task of planning for teachers who apply learning based troubleshooting.

Students need to understand that the purpose of teaching is based on the problem is not to acquire new information in large quantities, but to conduct investigations into important issues and to become independent learners. A good

way of presenting the issue to a subject matter in problem-based learning is by using astounding events and raises the mystery of arousing interest in study.



CHAPTER III

RESEARCH METHOD

This study is a classroom action research (CAR), because the research is done to solve the problem of learning in the classroom. This study also includes descriptive study, for describing how a learning technique is applied and how the desired results can be achieved.

According to Sukidin et al (2002:54) there are four forms of action research, namely: (1) the teacher action research as a researcher, (2) collaborative action research, (3) research integrative simultaneous action, and (4) experimental studies of social action.

The fourth form of action research above, there are similarities and differences. According to Oja and Smulyan as quoted by Kasbolah (2000) Sukidin, et al., (2002:55), the characteristics of each study depends on: (1) The main purpose or on the pressure, (2) the level of regulation between researchers and actors Researchers from the outside, (3) process used in conducting research, and (4) the relationship between the project with the school.

In this study, using a form of the teacher as a researcher, where the teacher plays an important role at all in the process of action research. In this form, the main purpose of action research is to improve instructional practices in the classroom. In this activity, the teacher directly involved fully in the process of planning, action, observation, and reflection. The presence of the other party in this study was not a dominant role and is very small.

This study refers to the continuous improvement of learning. (Kemmis and Taggart, 1988:14) states that the action research model is spiral-shaped. Stage of action research on a cycle includes the planning or execution of observation and reflection. The cycle continues and will be terminated if in accordance with the needs and that enough.

A. Place, Time and Subject Research

1. Place Research.

The research was used in conducting research to obtain the desired data.

This study took place in MTsN Model Makassar school year 2015/2016.

2. Time / Schedule Research.

The study time course of study or during the study took place. This study was conducted in August 2015.

3. Subject Research.

Subject of the research was class VII.10 that consist of 30 students in academic year 2015/2016.

B. Research Design

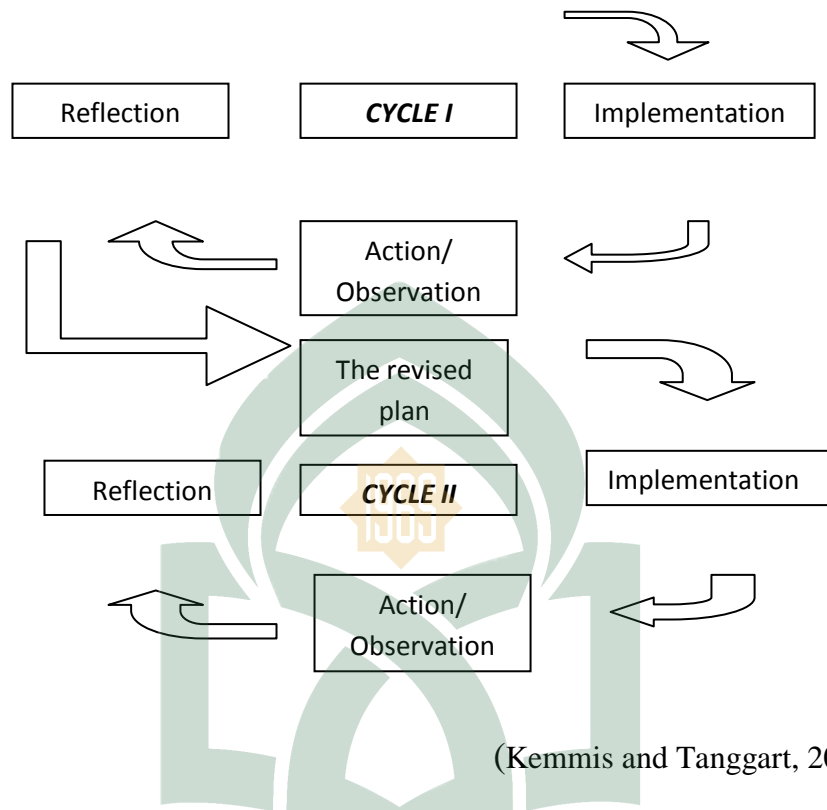
Classroom action research (CAR) is research about things that happened in the community or target group, and the results can be imposed on the people directly concerned (Arikunto, 2002: 82). The characteristic of the action research is the participation and Problem Based Investigation (PBI) between researchers with members of the target group. CAR is a problem solving strategy that takes advantage of the real action in the form of an innovative development process is attempted while the way in detecting and solving problems. In the process, the

parties involved in these activities can support each other. While, the purpose of research actions must meet several principles as follows:

1. The problem or topic chosen must meet the criteria, the completely real and important, to attract attention and can be handled and is within the authority of investigators to make changes.
2. Research activities, both intervention and the observations made are not allowed to interfere with or inhibit the main activity.
3. Type interventions were attempted to be effective and efficient, meaning that elected with the right target and not waste time, money and effort.
4. The methodology used should be clear, detailed, and open, every step on explicitly formulated measures so that people interested in the study can check any hypotheses and evidence.
5. The research activity is expected to be an ongoing process activity (on-going), given that the development and improvement of the quality of the action does not stop but can be a challenge all the time (Arikunto. S, 2002:82-83).

According to Kemmis and Taggart in Arikunto. S, (2002:83) the type of research that is selected, namely action research, this study used a model of action research which is spiral-shaped from one cycle to the next cycle. Each cycle includes planning (plan), acting (action), observing (observstion), and reflecting (reflection). The next step in the cycle is revised planning, action, observation, and reflection. The first cycle of preliminary action in the form of the identification of problems. Spiral cycle of the stages of action research can be seen in the

3.1 The chart of CAR



(Kemmis and Tanggart, 2002:83)

Explanation groove behind are:

1. The design/plan early, before the researchers conducting research to formulate problems, goals and create a plan of action, including research instruments and tools of learning.
2. The activities and observations, including actions carried out by researchers in an attempt to build students' understanding of concepts as well as observing the results or the impact of the implementation of contextual teaching problem-based teaching model.
3. Reflection, researchers examined, to see and consider the results or impact of the action taken based on the observation sheets filled out by observers.

4. Design/plan is revised, based on the reflection of the observer made a revised draft to be implemented in the next cycle.

Observations are divided into two cycles, cycles 1 and 2, where each cycle subjected to the same treatment (the same flow of activities) and discuss the sub topics that ended with a formative test at the end of each round. This cycle is sustainable and will be terminated if in accordance with the needs and that enough.

Variable:

- | | |
|-------------|-----------|
| a. Students | c. Book |
| b. Teacher | d. School |

C. Research Instrument

To collect the data, the instrument in this research was observation and speaking test. They were as follow.

1. Test

The test consists of two kinds. They primary study and cycle one (competence test). It is for measuring the students' achievement or understanding of the material. In this speaking test, students were asked speak by using question and it was an individual test.

This research would use speaking test. The students would perform a problem based investigation method the learn greeting and leave taking in front of the class that they already had memorized the script their group. The scripts of problem based investigation method are study hard and study program to prepare for exam. The speaking test consists of two indicators. They were accuracy and fluency.

2. Interview

This technique was intended to direct knowledge of students' difficulties in speaking, the reason students in experiencing difficulties in express idea orally.

D. Research Target

This research, each cycle conducted until the criteria were successfully achieved. The researcher wanted to achieve 75% in speaking subject by applying this technique, because it was influenced by the limited research time, the tools and infrastructure. If the indicator of successful can be achieved for two cycles (cycles I and cycles II), the implementation of problem based investigation method for the next will be stopped, and the research can be considered successful.

E. Data Collecting Procedure

This research, data source consisted of some sources. They were:

a. Students

Students were used to get data about accuracy and fluency teaching speaking through problem based investigation method

b. Teacher

Teacher was used to monitor implementation of problem based investigation and students' accuracy and fluency in speaking through problem based investigation method.

According to Arikunto.S (2002:149) Means of collecting data in this study is teacher-made tests whose function is: (1) to determine how well students have

mastered the lesson material in a given time, (2) to determine whether a goal has been reached, and (3) to obtain a value. While, purposed is test to determine mastery learning students individually and classically. In addition to knowing where the mistakes were made so that the students can see where his weaknesses, especially in the part where classroom action research (CAR) which has not been achieved. To reinforce the data collected is also used method of observation (observation) is performed by peers to determine and record the activities of teachers and students in the learning process.

F. Technique of Data Analysis

The data in cycle I and cycle II collected the following steps:

1. Scoring students speaking test

In giving score for students' ability in speaking some categories were used as following:

a. Quantitative data

The quantitative data were obtained from the result of the test that was carried out at end of the cycles. This research was evaluated based on three aspects.

The aspects were Accuracy and Fluency. Scoring and classifying the students' speaking ability as suggested by Heaton (1989). Here are explained the detailed of the explanation above with its criteria.

Table 3.1. Speaking Score of Accuracy (Pronunciation)

Classification	Score	Criteria
Excellent	9.6 – 10	Pronunciation is very slightly influence by the mother tongue two or three minor grammatical and lexical errors.
Very good	8.6 – 9.5	Pronunciation is slightly influenced by the mother tongue. A few minor grammatical and lexical errors but must utterances are correct.
Good	7.6 – 8.5	Pronunciation is still moderately influenced by the mother tongue but not serious phonological errors. A few minor grammatical and lexical errors but only one or two mayor errors cause confusing.
Average	6.6 – 7.5	Pronunciation seriously influenced by the mother tongue but only a few serious phonological errors. Several grammatical and lexical errors, two or more errors cause confusing.
Poor	5.6 – 6.5	Pronunciation seriously influenced by the mother tongue with the errors causing a breakdown in communication. Many basic and lexical errors.
Very Poor	4.6 – 5.5	Serous pronunciation errors as well as many ‘basic’ grammatically and lexical errors. No evidence of having mastered any of language skill and areas practiced in the course.

(Layman, 1972: 21-96)

Table 3.2. Speaking Score of Vocabulary and Grammar

Classification	Score	Criteria
Excellent	9.6 – 10	Their speaking is very good of using grammar, unlimited of vocabulary and more sentences.
Very Good	8.6 – 9.5	Their speaking is good of using grammar unlimited
Good	7.6 – 7.5	Their speaking sometimes hasty but appropriate use of grammar and good vocabulary.
Fair Good	6.6 – 7.5	Their speaking more sentences are not appropriate to use grammar and how

		vocabulary mastery.
Fair	5.6 – 6.5	Their speaking more sentences not appropriate to use grammar. Low vocabulary mastery and no communication.

(Layman, 1972: 21-96)

Table 3.3. Speaking Score of Fluency

Classification	Score	Criteria
Excellent	9.6 – 10	Speak without too great an effort with wide range of expression searches for word. Searches for words but occasionally but only one or two un natural pauses.
Very good	8.6 – 9.5	Has to make an effort at times to search for word, nevertheless, smoothness delivery on the whole and only few unnatural pauses.
Good	7.6 – 8.5	Although he has to make an effort and search the word; there are not too many unnatural pauses, fairly smooth delivery mostly. Occasionally fragmentally but succeeds in conveying the general meaning fair range of expression.
Average	6.6 – 7.5	Has to make an effort for much on the time. Often has to search for the desired meaning. Rather halting delivery and fragmentary. Range of experrission often limited.
Poor	5.6 – 6.5	Long pauses while he researches for the desired meaning frequently fragmentally and halting delivery, almost give up making the effort at times limited range of expression.
Very Poor	4.6 – 5.5	Full of long and unnatural pauses. Very halting and fragmentally delivery. At time gives us making the effort. Very limited range of expression.

(Heaton, 1989: 100)

b. Calculating of the students' score

The mean score of students' speaking test by using the following formula:

$$\bar{x} = \frac{\sum X}{N}$$

Where: X : the mean score
 $\sum X$: the sum of all score
N : the total number of students

(Gay, 1981)

Table 3.4: Classification Score of Students

Scale	Classification
5,6 – 6,0	Excellent
4,6 – 5,5	Very Good
3,6 – 4,5	Good
2,6 – 3,5	Fair
1,6 – 2,5	Poor
0,0 – 1,5	Very Poor

(Rasdiyanah in Rahmat, 2013)

b. Qualitative Data

In this classroom action research the researchers also using analysis qualitative. The data in this research is a data action, observation, speech and outcome assessment data. Data obtained from students teacher is a process and product of learn action speak through problem based investigation method. Data about the learning process acquired through observation of teaching and learning activities, and interactions that occur where the observer is assisted by the existing observation guidelines.

The qualitative data were taken from observing guidelines being applied during the treatment in each cycle. Qualitative data was the data which in sentences forms that involve the information about learning activities, creativities, feeling of happiness and interaction.

This section, the researcher was used to know the students' respond. The qualitative data was taken from observation guidelines being applied during the treatment in each cycle.

Table 3.5: The Form of Observing Sheet

Aspects	Indicators	Score
Learning Activities	1. Doing their assignments based on the teachers' instruction.	
	2. Asking question to their teacher if there is an instruction which is not clear.	
	3. Giving comments and suggestions about their friends' job.	
	4. Presenting their discussion result without being appointed by the teacher.	
	5. Discussing and working together with their friends in doing their assignments.	
	6. Doing assignments from their teacher well.	
Creativities	7. Showing their curiosities with asking question to their teacher and friends.	
	8. Exploring their ideas.	
	9. Thinking and are not hopeless for looking for answer using books or asking to their friends.	
Feeling of happiness	10. Looking happy in learning process.	
	11. Not feeling sleepy during the teaching and learning process.	
Interaction	12. Discussing with their teacher.	
	13. Discussing with their friends.	
	14. Working together with their friends.	
Mean Score		

Adapted from Sukirman (2010:35)

Calculating the frequency and the rate percentage of the students' score

$$\% = \frac{f}{n} \times 100$$

Where:

% = Percentage

f = Frequency

N = the total number of students

(Marhamah, 2013)

Table 3.6: Students' activeness Score

No	The students' active participation	Indicator
1	Very Active	Students respond the material very actively
2	Active	Students respond to material actively
3	Fairly Active	Students respond the material just one or twice
4	Not Active	Students just sit down during the activity without doing something

(Rasdiyanah in Rahmat, 2013)

CHAPTER IV

FINDINGS AND DISCUSSION

This chapter particularly presents the finding of the research cover with the description of the students' improvement in accuracy and fluently. In the discussion part, the researcher in findings detail.

A. Findings

The findings of classroom action research deal with the answer of the problem statement which aimed to improve students' accuracy and fluency in speaking. The findings consisted of students' ability in speaking and observation result. The data of speaking accuracy consists of three items namely: vocabulary, pronunciation and grammar. While, the data of speaking fluency consist of one item namely: smoothness.

Based on the preliminary observation before doing this research, the researcher obtained some data about the students' condition of the class, including the problem faced by the students' in learning English especially for speaking. According to the interview between the researcher and the students, it was too difficult to speak. The students combined the word by using Indonesia even they could not say something perfectly in English. This problem happened because English seemed like a scared subject for them and some students learnt English subject they were in junior high school. Moreover some students said,

sometimes they wanted to speak but they did not know what they should say and how to say the message they wanted to say in English.

1. First cycle

a) Planning

This cycle was done three meetings. It was started on Tuesday, 4th until Wednesday, 22nd August 2015. In this researcher prepared material about speaking especially for the activities in the class, and also observation sheet for observing the students in learning process.

b) Action

First meeting

The first meeting conducted on the next Tuesday 4th August 2015 at 07.30 – 09.00 a.m. in this step the researcher focused on improving the students' speaking ability for three of aspects those are accuracy, fluency and comprehension especially to problem based investigation method. The sequence activities were done by researcher in this step as follow:

- a) The researcher started the activities by checking the attendance list.
- b) The researcher introduced the technique and the objective of the study.
- c) The researcher divided students into ten groups consisted of four and five students.
- d) The research gave the students pre-test by asking question about their interesting in English.
- e) The researcher shared the problem based investigation especially learning greeting and leave taking to the students in each group.

- f) The researcher asked the students to memorize the greeting and leave-taking for seven until ten minutes after that, the students' to perform with her/his pair in front of the class.
- g) The researcher asked to others students to listen carefully and paid attention to their friend's performance.
- h) The researcher gave the instruction and helped the students to fix the students' pronunciation and to explain the unfamiliar vocabularies in the paper that they have memorized.
- i) The researcher gave a chance for the students' especially for other groups to learn their paper greeting and leave-taking at their home.

Second meeting

The second meeting was conducted on Wednesday 5th August 2015 at 09.10-10.30 a.m. here the clarified the students score at the second meeting and tried to improve it at the third meeting. Here were some activities the researcher did in this meeting.

- a) The researcher asked the students to sit on their group.
- b) The researcher reviewed the previous material.
- c) The researched asked the students in each group to perform a in front of the class that they have memorized and learn in their home
- d) The researcher gave correction the error and helps the students to be fluent in speaking English.

Third meeting

The third meeting was the last meeting in this cycle. It was conducted on Tuesday 11th August at 09.10-10.30 a.m. here the researcher gave clarification for the second and the third meeting, especially for accuracy and fluency. After that the researcher gave a speaking test.

c) Observation

In this section, the research collaborated with the teacher and helped by the observer observed during teaching and learning process were the students' learning activities, creativities, feeling happy, and interaction through problem based investigation method for the first cycle. The result of the observation as below:

Table 4.1: The Result of Observation in the First Cycle

Aspects	Indicatos	Percentage %
Learning Activities	1 Doing their assignments based on the teachers' instruction.	50
	2 Asking question to their teacher if there is an instruction which is not clear.	30
	3 Giving comments and suggestions about their friends' job.	40
	4 Presenting their discussion result without being appointed by the teacher.	70
	5 Discussing and working together with their friends in doing their assignments.	53.33
	6 Doing assignments from their teacher well.	43.33
Creativities	7 Showing their curiosities with asking question to their teacher and friends.	46.66
	8 Exploring their ideas.	33.33
	9 Thinking and are not hopeless for looking for answer using books or asking to their friends.	40
Feeling Of	10 Looking happy in learning process.	26.66

Happiness	11	Not feeling sleepy during the teaching and learning process.	36.66
Interaction	12	Discussing with their teacher.	23.33
	13	Discussing with their friends.	20
	14	Working together with their friends.	70
Mean Score			41.66

Based on data above, it was found that 53.33% of the students discussed and worked together with their friends in doing their assignments, 40% of them thought and was not hopeless for looking for answer using books or asking to their friends, 26.66% of them looked happy in learning process, 36.66% of them did not feel sleepy during the teaching and learning process, 20% of them discuss with their friends and 70% of them worked together with their friend.

On the other side, the data above shows that there were many indicators that needed improvement. It made the researcher tired to explain things to them often, it caused that researcher had to work hard to making and motivating the students to know and understand the material. The result of observation shows that 50% of the students did their assignments based on the teachers' instruction. 30% of them asked question to their teacher if there was an instruction which is not clear, 40% of them gave comments and suggestion about their friend' job, 70% of them presented their discussion result without being appointed by the teacher, 53.33% of them did their assignment well, 46.66% of them showed their curiosities with asking question to their teacher and friends, 33.33% of them explored their ideas, and 23.33% of them discussed with their teacher.

The researcher concluded that there were some indicators which students' did not perform well. The causes of that were:

1. The condition in the classroom was very crowded, hot, and uncomfortable.
2. There were many students who were still afraid and shy to perform in front of the class.
3. Not all groups presented their segments because of limited time.

a. The Result of the Test of Speaking Restricted on the Accuracy And Fluently.

1) The Students' Progress in Accuracy

a) The students' mean score

The application of problem based investigation method could improve the students' speaking in the cycle I test. It is proved by the significance differences between the result of the pre test and the cycle I. the following table shows the students' speaking accuracy of pre test and cycle I.

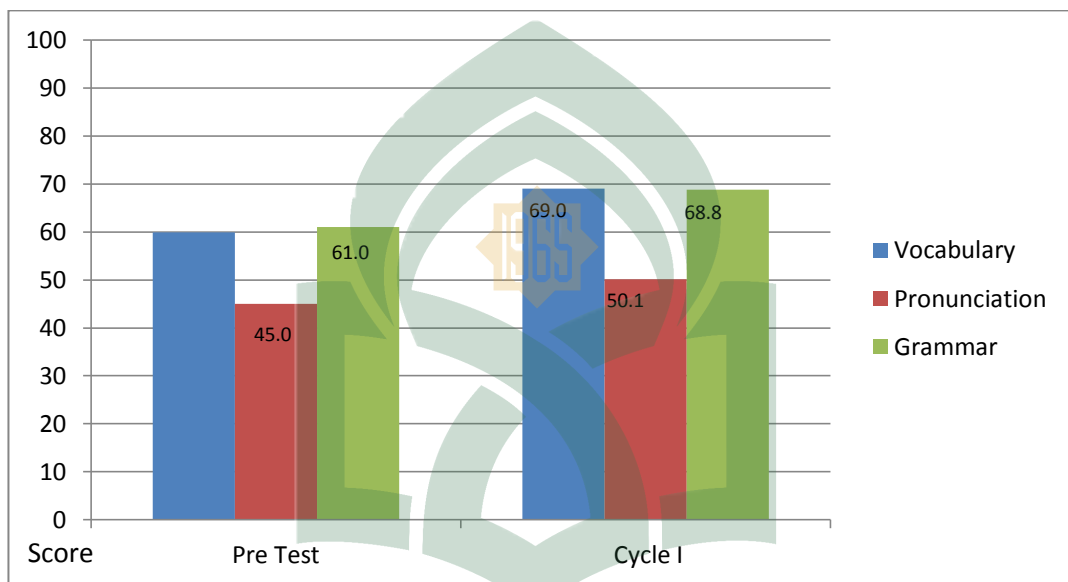
Table 4.2: The students' speaking accuracy from P.T to Cycle I.

No	Indicators	P – T		Cycle I		Improvement (%) PT-CI
		Score	%	Score	%	
1	Vocabulary	5.99	59.90	6.9	69	15.19
2	Pronunciation	4.50	45.00	5.01	50.1	11.33
3	Grammar	6.10	61.00	6.88	68.8	12.79
	ΣX	16.59	165.90	18.79	187.90	39.31
	X	5.53	55.30	6.26	62.63	13.10

The data above shows that, the mean score differences of accuracy between pre test and cycle I. in pre test, the mean score for vocabulary is 5.99 (59.90%), pronunciation is 4.5 (45%), and grammar is 6.10 (61.00%). Meanwhile,

in cycle I, the mean score for vocabulary is 6.9 (69%), pronunciation is 5.01 (50.10%), and grammar 6.88 (68.80%). From the data above, it can be seen that there is a significant differences between the result of the pre test and cycle I. it is provided by the improvement from pre test to the cycle I, it is 13.10%. The data above can also be shown from the graphic below:

Chart 4.1. *The Students' speaking Accuracy*



Meanwhile, the differences of accuracy mean score from pre test to the cycle I generally can be seen in this following graphic.

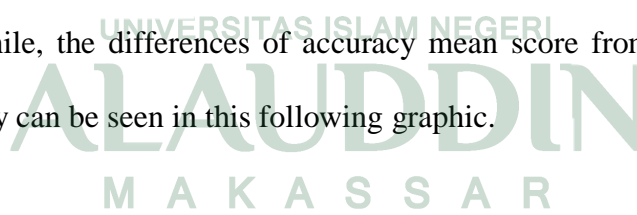
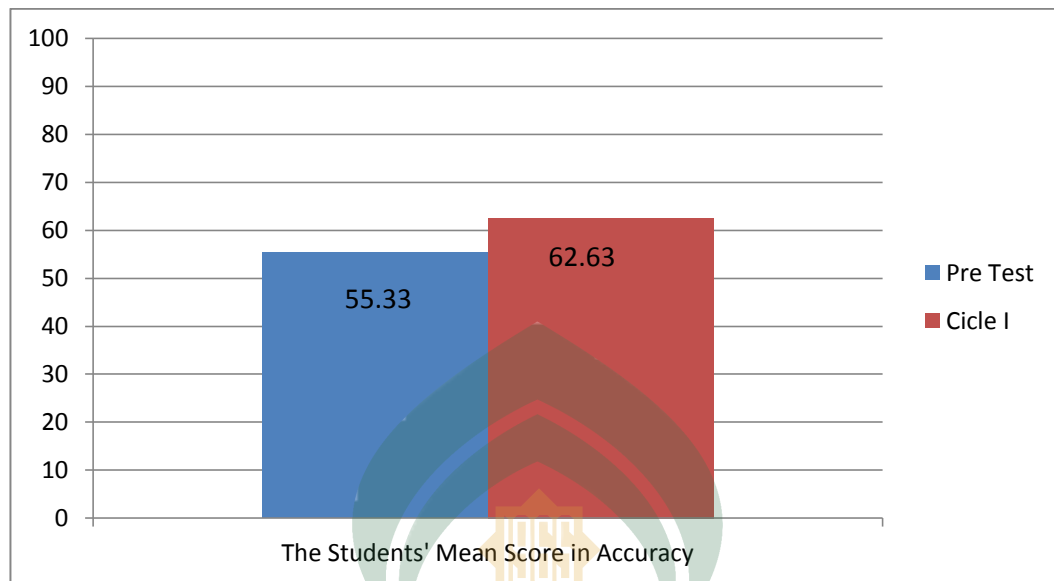


Chart 4.2. The Students' Improvement Speaking Accuracy from Pre-Test to Cycle I.



The graphic above shows that, the mean score for accuracy in pre test is 55.33 (55.30%) and in cycle I is 62.6 (62.60%). It shows that there is an improvement from pre test to cycle I.

b) The students' mean score in organization

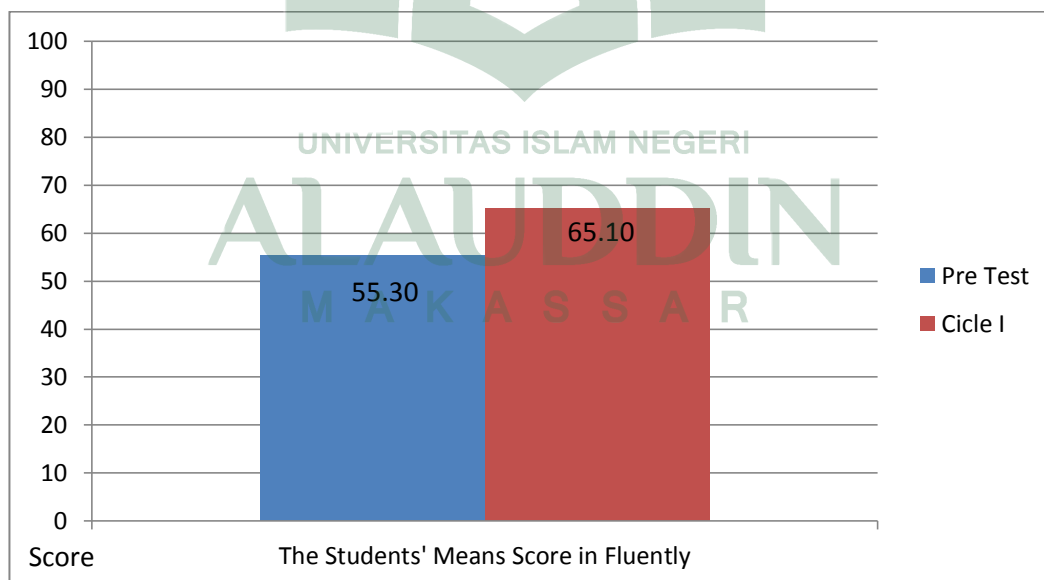
The application of problem based investigation method could improve the students' speaking in the cycle I test. It is proved by the significance differences between the result of the pre test and the cycle I. The following table shows the students' speaking accuracy of pre test and cycle I.

Table 4.3: The Students' Mean Score in Organization

Fluently	P - T		Cycle I		Improvement
					(%)
	Score	%	Score	%	PT – CI
Smoothness	5.53	55.30	6.51	65.10	17.72
	5.53	55.30	6.51	65.10	17.72

The data above shows that, the mean score differences fluency between pre test and cycle I. The fluency smoothness in pre test is 5.53 (55.30%) , in cycle 6.51 (65.10%) and the improvement from pre test to the cycle is 17.72%. Following is presented a graphic to see clearly the improvement from pre test to cycle I.

Chart 4.3. The Students' mean Score in Organization



The graphic above clearly shows the improvement of students' mean score in fluency from pre test to cycle I. Besides observing whether problem based

investigation method can overcome the students' problem in speaking, the researcher also gave a speaking test to know the students' achievement of the material during the teaching and learning process. For more detailed information of the speaking test in the first cycle, see following table.

Table 4.4: The Result of Students' Mean Score Classification in fluency and comprehensibility at the First Cycle

Fluently	Score	Cycle test			
		Fluency		Comprehensibility	
		F	P	F	P
Excellent	6	-	-	-	-
Very Good	5	-	-	-	-
Good	4	-	-	4	13.33%
Fair	3	16	53.33%	11	36.66%
Inadequate	2	12	40%	15	50%
Unacceptable	1	2	6.67%	-	-
Total		30	100%	30	100%

The data above shows that, the students' mean score in fluency and after doing the first cycle was still low. The highest achievement at the first cycle was god classification which was gained by 12 students (40%). The lowest achievement at the first cycle was very poor classification which was 2 students' (6.67%).

Furthermore, the indicator of successful students' mean score can be seen from the table.

Table 4.5: The Indicators of Successful Students' Mean Score at the First Cycle

No	Score	Category	Frequency	Percentage (%)
1	75-100	Success	10	33.33
2	0-69	Not Success	20	66.67
Total			30	100

Based on the table above, there were 33.33% of students success in this cycle and 66.67% was not. It can be said that the first cycle did not achieve the research target, there should be 75% of students' success and the research can be categories success.

d) Reflection

In the first cycle the researcher had conducted the procedures of problem based investigation in teaching and learning process. For the first and second meeting, the researcher applied problem based investigation. The last meeting, the researcher carried out the first cycle test to know the students' speaking achievement in accuracy and fluency.

Based on data of the observation result, the researcher found that during the learning process, the students did not focus on the material and lack participation in applying problem based investigation method. On the other side, the students' score was still low, especially in problem based investigation method.

Therefore in the next cycle, the researcher needed to do stabilization. The observer suggest manage the time and the class well, motivate the students' and to be more creative in perform problem based investigation.

Based on the researcher reflection and the observer suggestion, in second cycle the researcher will carry out competition during the learning process in order to increase the students' cooperative with group, activeness in discussing and not being afraid to saying sentences in English.

2. Second Cycle

a) Planning

Generally in planning, the steps in the first cycle and the second cycle were same. The researcher prepared material, lesson plan, book and so on. In this cycle the researcher tried to improve the achievement of students in previous cycle.

b) Action

The activity in this stage was the implementation of the lesson plan. It means that the implementation of every steps of the learning process through Problem Based Investigation Method which had been arranged in the planning stage.

The stages were done in the lesson plan at the cycle I as follows:

- a. Teacher explain about the method will be used.
- b. Teacher read the material and the students respond based on the instruction given by the teacher.
- c. Teacher read the material line by line and students repeat after him.
- d. The process continued as long as time allowed.

Based on the observation sheet of the teacher, the researcher found some weaknesses at the first cycle, so in this cycle, the researcher made the variation of action that was given to the students.

First meeting

The first meeting at the second cycle based on the English class schedule as schedule was conducted on 15th August 2015 at 12.30 – 14.20 p.m. In this meeting the researcher focused on improving the accuracy and fluency. Here were sequence activities the researcher did in this meeting:

- a) The researcher began the class by checking the attendance list of the students.
- b) The researcher asked the students asked the students so sit with their group.
- c) The researcher gave the students another paper, in this cycle II the title of the is difference from the cycle I but with the same kind of problem based investigation method and to each students in the group were asked to memorize it.
- d) The researcher gave correction students' accuracy, fluency and of their speaking.

Second Meeting

This meeting was conducted on Tuesday, 18th August at 09.00 – 10.30 a.m. In this meeting the researcher focused to improve the students' comprehension. Here some activities the researcher did:

- a) The researcher began the class by checking the attendance list of the students.
- b) The researchers asked the students to sit with their group.
- c) The researcher asked to each student in the group to perform their.
- d) The researcher gave correction students' accuracy, fluency and of their speaking

Third meeting

The third meeting was the last meeting in this cycle. It was conducted on 22nd August at 12.30 – 14.20 p.m. here the researcher gave clarification for the second and the third meeting, especially for accuracy and fluency. After that the researcher gave a speaking test.

c) Observation

The aspects which were observed during the teaching and learning process were just same in the first cycle. To observe the teaching and learning process, the researcher used the observation sheet.

The result of the observation which was done in the second cycle showed improvement of the students' participation in the classroom. In other words, it showed the students' achievement and students' activities during the teaching process. For clear information about the improvements, see the following table.

Table 4.6. The Result of the Observation in the Second Cycle

Aspects	Indicators	Percentage %
Learning Activities	1 Doing their assignments based on the teachers' instruction.	90
	2 Asking question to their teacher if there is an instruction which is not clear.	63.33
	3 Giving comments and suggestions about their friends' job.	83.33
	4 Presenting their discussion result without being appointed by the teacher.	93.33
	5 Discussing and working together with their friends in doing their assignments.	86.66
	6 Doing assignments from their teacher well.	70
Creativities	7 Showing their curiosities with asking question to their teacher and friends.	76.66
	8 Exploring their ideas.	80
	9 Thinking and are not hopeless for looking for answer using books or asking to their friends.	80
Feeling Of Happiness	10 Looking happy in learning process.	86.66
	11 Not feeling sleepy during the teaching and learning process.	73.33
Interaction	12 Discussing with their teacher.	90
	13 Discussing with their friends.	70
	14 Working together with their friends.	93.33
Mean Score		81.19

The result of the observation and evaluation which were done in the second cycle showed and students' improvement by used of problem based investigation in the classroom. For clear information about it, see the following table.

Table 4.7: Comparison the result of the observation between the first cycle (C1) and the second cycle (C2)

Aspects	Indicator	Percentage %		Change
		C1	C2	
Learning Activities	1 Doing their assignments based on the teachers' instruction.	50	90	40
	2 Asking question to their teacher if there is an instruction which is not clear.	30	63.33	33.33
	3 Giving comments and suggestions about their friends' job.	40	83.33	43.33
	4 Presenting their discussion result without being appointed by the teacher.	70	93.33	23.33
	5 Discussing and working together with their friends in doing their assignments.	53.33	86.66	33.33
	6 Doing assignments from their teacher well.	43.33	70	26.67
Creativities	7 Showing their curiosities with asking question to their teacher and friends.	46.66	76.66	30
	8 Exploring their ideas.	33.33	80	46.67
	9 Thinking and are not hopeless for looking for answer using books or asking to their friends.	40	80	40
Feeling Of Happiness	10 Looking happy in learning process.	26.66	86.66	60
	11 Not feeling sleepy during the teaching and learning process.	36.66	73.33	36.67
Interaction	12 Discussing with their teacher.	23.33	90	66.67
	13 Discussing with their friends.	20	70	50
	14 Working together with their friends.	70	93.33	23.33
Mean Score		41.66	81.19	39.52

As for the first, all the indicators increased. In the first indicators in this aspect, 90% of the students did assignment based on the teacher instruction. It means that the indicator increased 40% because the score changed from 50% in first cycle to 90% in the second cycle. The next for the second indicator, 63.33% of students asked question to their teacher if there was an instruction which is not clear. It increased 33.33% because the score changed from 30% to 63.33%. the same case happened third indicators, 83.33% of students gave comments and suggestions about their friends' job. It increased dramatically 43.33% from 40% in first cycle to 83.33% in the second cycle. Then, in the fourth indicator 93.33% of students presented their discussion result without being appointed by the teacher. The percentage increased 23.33% because the score changed from 70% to 93.33%. The fifth indicators in this aspect, 86.66% of students discussed and worked together with their assignment. It means that indicators increased 33% because the score changed from 53.33% in the first cycle to 86.66% in the second cycle. The last in the six indicators was 70% of students doing assignment from their teacher well. The percentage increased 26.67%, because the score changed from 43.33% to 70%.

For the second aspect, all the indicators increased. The first indicators increased from 46.66% to 76.66% of students showing their curiosity by asking question to their teacher and friends. For the second indicators it showed improvement from 33.33% to 80%. The next for third indicators, instead of 40% in the first cycle, in the second cycle 80% of students' thinking and are not hopeless for looking for answer using books or asking to their friends

The third aspect, all of the indicators also increased. The first indicators increased 60% from 26.66% to 86.66% of looking happy in learning process the second indicators increased 36.67% from 36.67% in the first cycle to 73.33 in the second cycle of not feeling sleepy during the teaching and learning process.

The fourth aspect similar with previous aspects, the same case happens in this aspect. The first indicators increased 66.67% from 23.33% to 90% of discussing with their teacher. The second indicator increased 50% from 20% in the first cycle to 70% in the second cycle of discussing with their friends. The last indicator of the fourth aspect increased 23.33% from 70% in first cycle to 93.33% in the second cycle. It was a really nice improvement.

The table above shows that there were some improvements of students' during the learning. It made the researcher happy most of the indicator for each aspect increased. Based on the mean score the students' improvement in the second cycle could be categorized as good improvement.

A. The Result of the Test of the Improvement in Speaking Restricted on the Accuracy and Fluently in Cycle II

a) The students' mean score in Accuracy

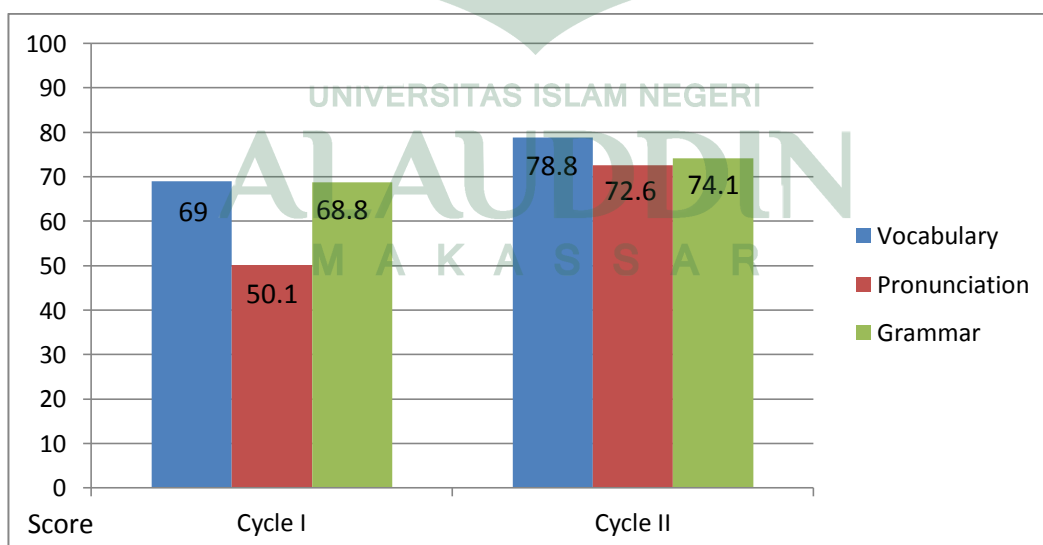
The application of problem based investigation method could improve the students' speaking in the cycle II test. It is proved by the significance differences between the result of the cycle I and cycle II. The following table shows the students' speaking accuracy of cycle I and cycle II.

Table 4.8: The student' Speaking Accuracy of Cycle I and Cycle II

No	Indicators	Cycle I		Cycle II		Improvement (%)
		Score	%	Score	%	
1	Vocabulary	6.9	69	7.88	78.8	14.20
2	Pronunciation	5.01	50.1	7.26	72.6	44.91
3	Grammar	6.88	68.8	7.41	74.1	7.70
ΣX		18.79	187.90	22.55	225.50	66.82
X		6.26	62.63	7.52	75.17	22.27

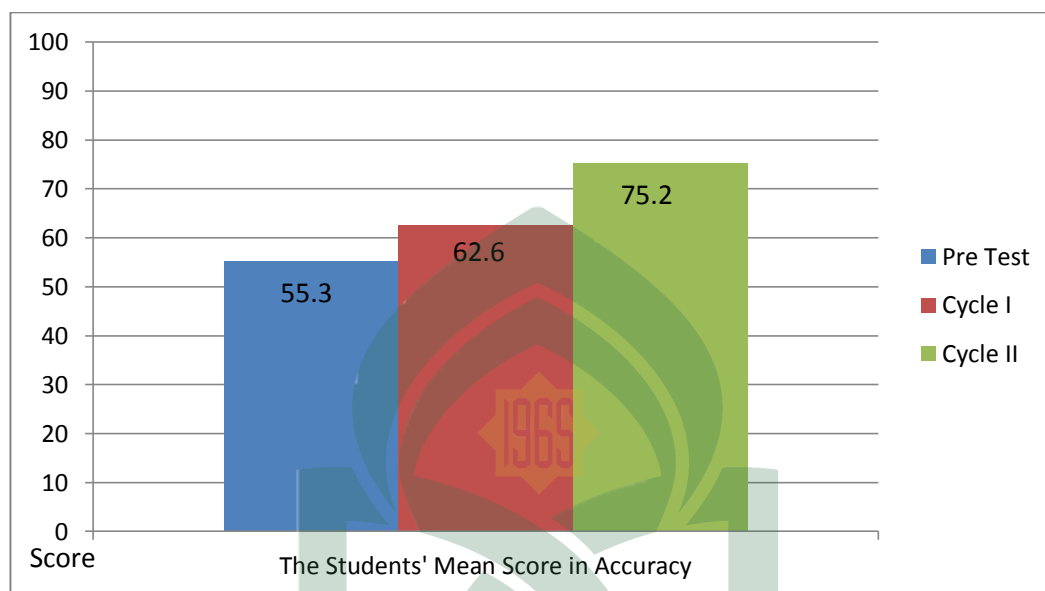
The table above shows that, the mean score for accuracy in cycle I and cycle II. Where the vocabulary in cycle I is 6.9 (69%), the pronunciation is 5.01 (50.10%), and the grammar is 6.88 (68.80%). Meanwhile, the vocabulary in cycle II is 7.88 (78.80%), the pronunciation is 7.26 (72.60%) and the grammar is 7.41 (74.10%). The improvement from cycle I to cycle II is 45.57. The data also can be seen in the following graphic.

Chart 4.4. The Students' Speaking Accuracy of cycle I and cycle II.



The mean score for the three items are presented in the following graphic

Chart 4.5. The Students' Speaking Accuracy of Post Test, Cycle I and Cycle II.



The graphic above shows that, there is a significant improvement between vocabulary, pronunciation, and grammar item from cycle I to Cycle II. Where, the accuracy in post test is 5.53 (55.30%), in cycle I is 6.26 (62.60%), and in cycle II is 7.52 (75.20%)

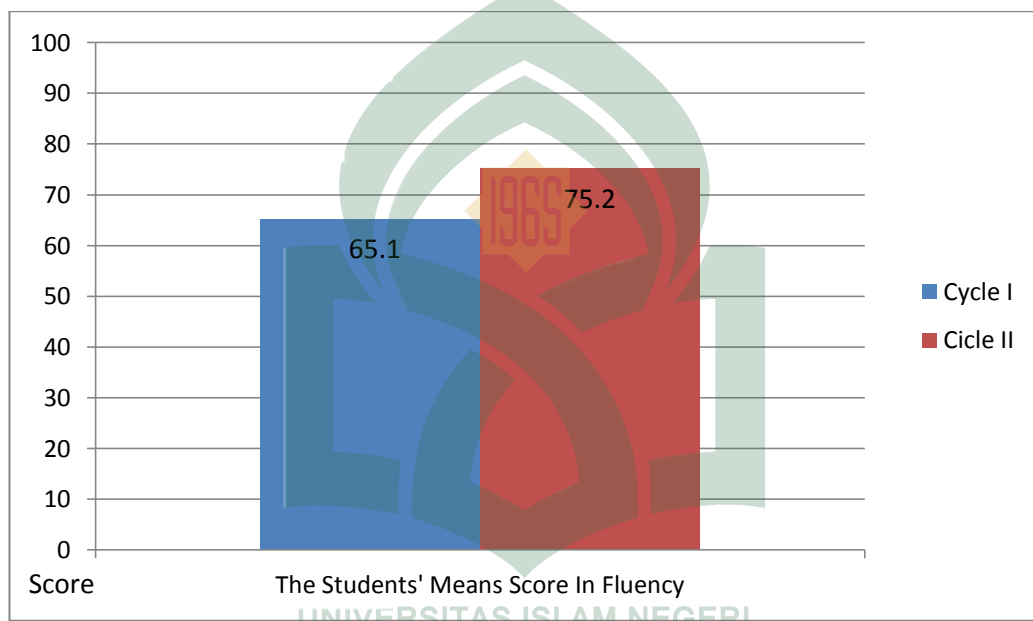
b) The students' mean score in Fluency

Table 4.9: The students' mean score in fluency

Fluently	Cycle I		Cycle II		Improvement (%) CII – CI
	Score	%	Score	%	
Smoothness	6.51	65.10	7.52	75.20	15.51
	6.51	65.10	7.52	75.20	15.51

The data above shows that, the mean score differences fluency between cycle I and cycle II. The fluency smoothness in cycle I is 6.51 (65.10%) in cycle II is 7.52 (75.20%) and the improvement from the cycle I to cycle II is 15.51%. following is presented a graphic to see clearly the improvement from cycle I to cycle II.

Chart 4.6. The students' mean score in fluency



The graphic is clearly shows the improvement of students' mean score in fluency from cycle I to cycle II

Table 4.10: The Indicators of Successful Students' Mean Score at the Second Cycle

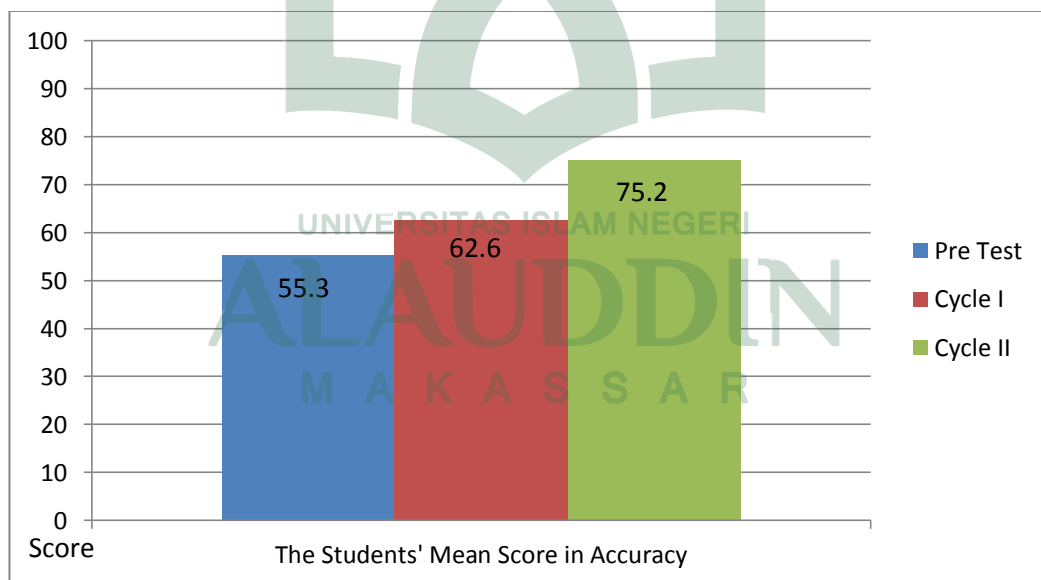
No	Score	Category	Frequency	Percentage (%)
1	75-100	Success	4	13.33
2	0-69	Not Success	26	86.67
Total			30	100

Based on the table above, there were 13.33% of students success in this cycle and 86.67% was not. It can be said that the second cycle had achieved the research target till 75% of students' success and the research can be categories success.

c. Reflection

The series of activity as like planning, action, and observation would be continued by reflection, to analyze the fault and success in the learning and teaching process. From the findings in the whole cycle, can be seen that there are significant differences from pre test to cycle I, from cycle II and from pre test to cycle II, to see clearly, the following graphic is presented:

Chart 4.7: The Improvement of the Students' Speaking Ability



As like as in the first cycle the researcher also gave a speaking test to know the students' achievement of the material during the teaching and learning process. For more detailed information of the result of the speaking test in the second cycle, see the following table.

Table 4.11: the Result of student's Mean Score Classification in fluency and comprehensibility at the Second Cycle

Fluently	Score	Cycle test			
		Fluency		Comprehensibility	
		F	P	F	P
Excellent	6	-	-	-	-
Very Good	5	-	-	-	-
Good	4	-	-	12	40.00%
Fair	3	25	83.33%	15	50.00%
Inadequate	2	5	17%	3	10%
Unacceptable	1	-	-	-	-
Total		30	100%	30	100%

B. The Result of the Students' Activeness in Teaching and Learning Process

The result of observation of the students' achievement in teaching and learning process toward the application of problem based investigation method in improving the students' speaking ability at the seventh grade students of MTsN Model Makassar in class VII.10 which is conducted in 2 cycle during six meetings is taken by the observer through observation sheet. It can be seen clearly through the following table.

Table 4.12: The observation result of the students' activeness in the learning process

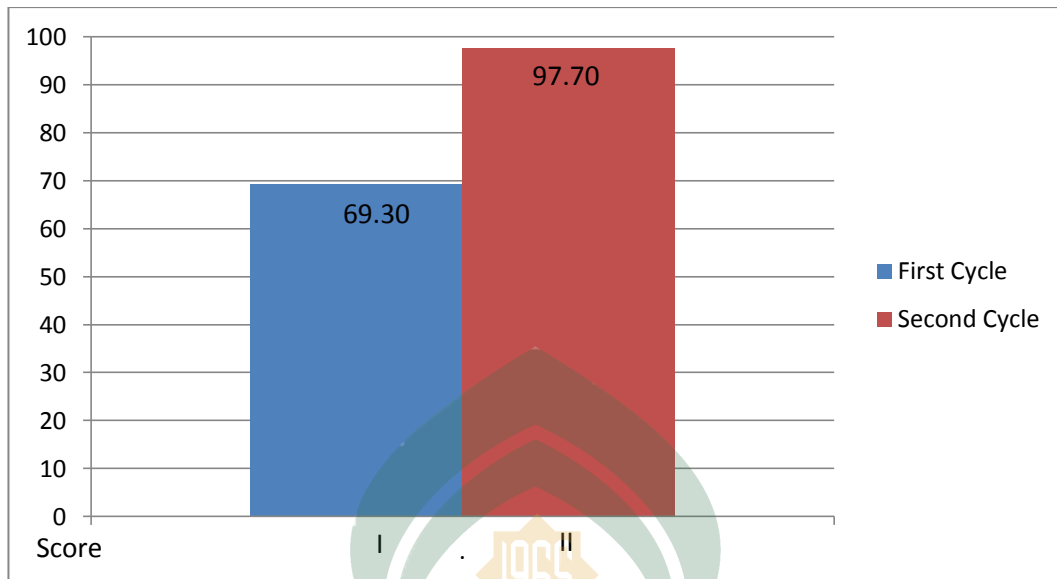
Cycle	Meeting			Average Score
	I	II	III	
1	75%	41%	92%	69.30%
2	92%	98%	103%	97.70%

The result of the students' activeness observation is formulated based on the technique of data analysis and the students' scores that are collected through observation sheet. From the table above shows that in cycle I the students' activeness in each meeting improves significantly. It can be seen clearly in table that the students' activeness in the fourth meeting is higher than first, second and the third meeting, , where the first meeting in cycle I the students' activeness is 75% improves to 41% in the second meeting, and then students' activeness in the third meeting is 92% so the average of the students' activeness in cycle I is 69.3%.

In cycle II the improvement of the students' activeness is up. Where in the first meeting in cycle II the students' activeness is 92%, in the second meeting 98%, the third meeting in cycle II the students' activeness improves 103%. This is caused in the teaching material is really interesting for the students. So the average of the students' activeness in cycle II is 97.7%. Later, the result is presented in the chart below that shows the average of students' activeness in the first cycle and the second cycle.



Chart 4.8. The Improvement of the Students' Activeness



The chart above shows that, there is improvement of students' activeness I teaching and learning process where in cycle I is 69.3% lower than cycle II, but after conducting cycle II the students' activeness in learning process becomes 97.6%.

B. Discussion

This part, the discussion covering the interpretation of finding derived from the result of findings is based on the problem statement, it is: How is the Improvement of student' speaking ability by implementing of Problem Based Investigation Method at the seventh Grade of MTsN Model Makassar?


Speaking is the most important skill in English. Some people argue people who are master in English who can speak well. Moreover the problem based investigation method that had been applied by the researcher can improve the students' ability.

Problem Based Investigation method is a technique that required a students' to be able to perform a greeting and leave taking topic and setting that provides a large amount of speaking practice. Each student was given a chance to perform in front of the class in a group with the members about three to five students' and they have to memorize it.

Based on the previous research findings, Kestha (2013) conducted a study to know whether problem based investigation can improve students' speaking ability. It also aimed to give general to give description about the implementation of problem based investigation method in the classroom and about the things happening in the class when it was implemented. The sample of this study was from the teachers consisted of 107 teachers with percent (43%) who are randomly chosen from the study population.

The method used in this research was an experimental research where the researcher taught speaking English using techniques of quantitative data collection which included: pre-test and post-test. The result of the research showed that problem based investigation method could improve students speaking ability. Besides, their test achievement during the research was better than their score in the researcher's note before the actions were implemented. So, based on the questionnaire results can be concludes that the teacher interested in using problem based investigation method in teaching English.

Based on the research observation sheet, it's make the researcher very happy because of the improvement of the students' speaking ability from pre test is about 55.30% then for cycle I is 62.60%, and for cycle II is 75.20%.



CHAPTER V

CONCLUSION AND SUGGESTION

This chapter contains conclusion and suggestion based on the research findings in previous chapter, the researcher puts forward the following conclusion and suggestions:

A. Conclusion

After conducting the research about improving the students' speaking ability of the seventh grade students' at MTsN Model Makassar through problem based investigation method and based on the research finding in the previous chapter, the researcher puts forward the following conclusions:

1. Based on the result of the research, the researcher conclude that, there were a significant improve meet of the students' speaking ability by using problem based investigation method and it's proved by the score from the pre test is 55.30%, then in the first cycle is 62.60% and in the second cycle is 75.20% of students' success in the class.
2. Problem based investigation method was one of a good strategy in teaching speaking. The data above indicated that, this strategy had succeeded to improve the students' achievement in speaking skill at MTsN Model Makassar. Problem based investigation Method makes easier to all of the students to learn English especially to speak. It's to proven by the performance stuffed 30 students at class VII.10.
3. Problem based investigation method that contains with educational unsure learn to playing and it can increase the students' speaking.

B. Suggestion

Based on the conclusion above, the writer further states suggestion as follows:

1. For students

Being aware that speaking is an important skill in English communication. The students should try to speak individually or in group such as doing conversation in daily life because it can stimulate to speak up more and to get natural communication.

2. For the English teacher

The applications of problem based investigation method can significantly improve the students' speaking ability in terms of accuracy and fluency. So it is strongly suggested to be applied in teaching English speaking in the classroom in order to improve the students' speaking ability. The teachers also should be creative in teaching English especially speaking because to master English, it needs more technique or method in improving it.

3. For the next researchers

To improve the students' speaking ability generally, there are many cases which must be improved. But in this research, the researcher focused attention on improving the students speaking accuracy and fluency. So for the next researcher, they can take the other case of speaking to be improved either they use this method or other methods. But it is better to use this method in order to know the students speaking ability improvement with difference discussions. The result of this research can also be used as a additional reference or further research with different discussion for the next researchers.

BIBLIOGRAPHY

- Arikunto, Suharsimi. *Procedure Penelitian Suatu Pendekatan Praktet*. Jakarta: Rineka Cipta, 2006.
- Anpratama, Yudha. *Improving Speaking Ability Throught Take And Give*. Unpublished thesis. Universitas Sanata Dharma Yogyakarta, 2005.
- Brown, H.D. *Principle of Language and Learning Teaching*, Englewood Cliffs, NJ: Prentice-Hall, 1980.
- Burns, & Joyce. *Speaking as an Interactive Process*. French's Forest Pearson Educational, 1997.
- Byrne, D. *Teaching Oral English*. New York: Longman Ltd, 1986.
- Carpenter, M. *Proceedings for the Texas Foreign Language*. [Special edition]. Texas Papers in Foreign Language Education 5 (11). Texas University. 2000.
- Cook, Ann. *Speaking and Pronouncing as ESL*,. Newyork: Barron's 2009.
- Departemen Pendidikan Nasional. *Kamus Besar Bahasa Indonesia*. Jakarta: Balai Pustaka. 2002.
- Depdikbud, *Petunjuk Pelaksanaan Proses Belajar Mengajar dan Petunjuk Pelaksanaan System Penilaian*. Jakarta: Depdikbud, 1985.
- Dillions, J.T. *Questioning and Teaching*. London: Croom Heln, 1988.
- Doff, Adrian. *Teach English: A Training Course of Teacher, Trainer Handbooks*. Cambridge: Aneka cipta, 1988.
- Gay, L.R. *Educational Research: Competence for Analysis and Application, edition*. Florida International UUniversity. Ohio: Charles E. Merrill Publishing Co, 1981.
- Good, Carter, V., *Dictionary of Education*. McGraw-Hill Book Company, 1873.
- Hanapiah, Jenep & Suwandi. *Improvement Speaking Skill by Using Problem Based Investigation Method*, J-TQIP, Tahun I, Vol 1, November 2006. Online at: <http://www.teqip.com/jurnalp.53-60>. The Research Method: Effectiveness by Using to Improve Student Ability. Taken on Sunday, August 9, 2015.
- Harmer, Jeremy. *How to Teach English: An Introduction to Practice of English Language Teaching*, Seventh Impression. London: Longman, 2001.
- Harris. *Language tasting handbook*. Second edition. London: Mucmilan publisher, 1984.

- Heaton, J.B. *Writing Language Test*. New York: Longman, 1998.
- Hornby. Oxford Dictionary press. *Oxford Dictionary press*, 1995.
- Hyman, Ronald T. *Ways of teaching second edition*. New York: B Lippincott Company, 1974.
- Nunan , David. *Practical English Language Teaching Speaking*. Newyork: McGraw-Hill Companies. 2003.
- Rasdiyanah. *Pusat Kurikulum: Badan Penelitian dan Pengembangan*. Jakarta: Depdikbud. 2013.
- Richard, Jack C. *Curriculum Development in Language Teaching*. United Kingdom: Cambridge University Press. Series editor. 2001.
- Servaes, Jacobson. *Participatory Communication for Social Change*, London: Sage Publications. 1999.
- Sukirman. *The Ability of the fifth Semester Students of English Languages and Literature Department at Alauddin State Islamic University in Analyzing Sentences of reading Text using Cooperative Learning*. Thesis. Makassar, UIN. 2010
- Trianto. *Model-model pembelajaran inovatif berorientasi konstruktivistik*, 2007.
- Ulas, A. Halim. *Effects of Creative, problem based investigation activities on developing oral skills in primary school children*. In American Journal of Applied Sciences 5 (7):876:880. Turkey. Science Publiations, 2008.
- Walberg, J. *Teaching Speaking for SLS*. Newyork: Cambridge University Press. 2004.
- Wiraatmadja, Rochiati. *Metode Penelitian Tindakan Kelas; Untuk Meningkatkan Kinerja Guru dan Dosen*. Bandung: PT. Remaja Rosdakarya. 2010.



APPENDICES

UNIVERSITAS ISLAM NEGERI
ALAUDDIN
M A K A S S A R

APPENDICES

RENCANA PELAKSANAAN PEMBELAJARAN (RPP)

Satuan Pendidikan : MTsN Model Makassar

Mata Pelajaran : Bahasa Inggris

Kelas/semester : VII/1 (satu)

Materi Pokok : Teks lisan untuk sapaan dan pamitan

Alokasi Waktu : 3 pertemuan (6 JP)

A. Kompetensi Inti

KI 1 : Menghargai dan menghayati ajaran agama yang dianutnya

KI 2 : Menghargai dan menghayati perilaku jujur, disiplin, tanggungjawab, peduli (toleransi, gotongroyong), santun, percaya diri, dalam berinteraksi secara efektif dengan lingkungan sosial dan alam dalam jangkauan pergaulan dan keberadaannya

KI 3 : Memahami pengetahuan (faktual, konseptual, dan prosedural) berdasarkan rasa ingin tahunya tentang ilmu pengetahuan, teknologi, seni, budaya terkait fenomena dan kejadian tampak mata

KI 4 : Mencoba, mengolah, dan menyaji dalam ranah konkret (menggunakan, mengurai, merangkai, memodifikasi, dan membuat) dan ranah abstrak (menulis, membaca, menghitung, menggambar, dan mengarang) sesuai dengan yang dipelajari di sekolah dan sumber lain yang sama dalam sudut pandang/teori

B. Kompetensi Dasar dan Indikator Pencapaian Kompetensi

No	Kompetensi Dasar	Indikator Pencapaian Kompetensi
1	1.1 Mensyukuri kesempatan dapat mempelajari bahasa Inggris sebagai bahasa pengantar komunikasi internasional yang diwujudkan dalam semangat belajar.	
2	2.2 Menunjukkan perilaku jujur, disiplin, percaya diri, dan bertanggung jawab dalam	

	melaksanakan komunikasi transaksional dengan guru dan teman	
	2.3 Menunjukkan perilaku tanggung jawab, peduli, kerjasama, dan cinta damai, dalam melaksanakan komunikasi fungsional.	
3	3.1 Memahami fungsi sosial, struktur teks, dan unsur kebahasaan pada ungkapan sapaan dan pamitan serta responnya, sesuai dengan konteks penggunaannya.	3.1.1 Mengamati ungkapan atau tutur kata yang digunakan dalam <i>greetings</i> dan <i>leaving taking</i> . Mengidentifikasi ungkapan yang digunakan dalam <i>greetings</i> dan <i>leaving taking</i> . 3.1.2
4	4.1 Menyusun teks lisan sederhana untuk mengucapkan dan merespon sapaan dan pamitan dengan memperhatikan fungsi social, struktur teks, dan unsur kebahasaan yang benar dan sesuai <i>dengan</i> konteks	4.1.1 Menirukan ungkapan untuk <i>greetings</i> dan <i>leave taking</i> . Membuat percakapan pendek dalam menggunakan ungkapan <i>greetings</i> dan <i>leave taking</i> . 4.1.2 Menggunakan struktur teks dan unsur kebahasaan ungkapan <i>greetings</i> dan <i>leaving taking</i> dengan benar dan tepat 4.1.3 Melakukan percakapan <i>greetings</i> dan <i>leaving taking</i> secara berkelompok atau berpasangan dengan percaya diri.

		4.1.4
--	--	-------

C. Tujuan Pembelajaran

Setelah mengikuti serangkaian kegiatan pembelajaran, peserta didik dapat:

- 1) Mengamati ungkapan atau tutur kata yang digunakan dalam *greetings* dan *leaving taking*
- 2) Mengidentifikasi ungkapan yang digunakan dalam *greetings* dan *leaving taking*.
- 3) Menirukan ungkapan untuk *greetings* dan *leave taking*.
- 4) Membuat percakapan pendek dalam menggunakan ungkapan *greetings* dan *leave taking*.
- 5) Menggunakan struktur teks dan unsur kebahasaan ungkapan *greetings* dan *leaving taking* dengan benar dan tepat
- 6) Melakukan percakapan *greetings* dan *leaving taking* secara berkelompok atau berpasangan dengan sopan, tanggung jawab, peduli, santun, dan percaya diri.

D. Materi Pembelajaran

Fungsi Sosial :

Menjaga hubungan interpersonal dengan guru dan teman

Struktur teks

(ungkapan hafalan, tidak perlu dijelaskan tata bahasanya)

- a. *Good morning. How are you?, Fine, thank you. And you?* dan semacamnya
- b. *Goodbye. Bye. See you later. See you. Take care.,* dan semacamnya

Unsur kebahasaan

- (1) Kosakata dan tata bahasa baku.
- (2) Ucapan, tekanan kata, intonasi.
- (3) Ejaan dan tanda baca.
- (4) Tulisan tangan.

Topik

Berbagai hal terkait dengan interaksi antara guru dan siswa selama proses pembelajaran, di dalam maupun di luar kelas, dengan memberikan keteladanan tentang perilaku santun dan peduli.

E. Metode Pembelajaran

1. Metode Ilmiah
2. Problem Based Investigation (PBI)

F. Media, Alat, dan Sumber Pembelajaran

1. **Media**
Laptop dan LCD
2. **Alat**
Realia benda, spidol warna, kertas spectra, kertas plano
3. **Sumber Pembelajaran**
 - a. Zaida, Nur. *Bright: An English Course for Junior High School Students*. Jakarta: Penerbit Erlangga. Hal. 1-10.
 - b. Keteladanan ucapan dan tindakan guru menggunakan setiap tindakan komunikasi interpersonal/ transaksional dengan benar dan akurat.
 - c. Sumber dari internet, seperti:
 - www.dailyenglish.com
 - http://americanenglish.state.gov/files/ae/resource_files
 - <http://learnenglish.britishcouncil.org/en/>

G. Langkah-langkah Kegiatan Pembelajaran

Pertemuan Kesatu

Pendahuluan (10 menit)

- 1) Guru memberi salam (*greeting*);
- 2) Guru memeriksa kehadiran siswa;
- 3) Guru menyiapkan peserta didik secara psikis dan fisik untuk mengikuti proses pembelajaran;
- 4) Guru memberi motivasi belajar siswa secara kontekstual sesuai manfaat dan aplikasi materi ajar dalam kehidupan sehari-hari, dengan memberikan contoh dan perbandingan lokal, nasional dan internasional;

- 5) Guru mengajukan tentang kaitan antara pengetahuan sebelumnya dengan materi yang akan dipelajari;
- 6) Guru menjelaskan tentang tujuan pembelajaran atau kompetensi dasar yang akan dicapai;
- 7) Guru menyampaikan cakupan materi dan uraian kegiatan sesuai silabus.

Kegiatan inti (60 menit)

Mengamati

- 1) Peserta didik mengamati gambar mengenai bagian waktu (activity 1).
- 2) Peserta didik mendengarkan rekaman dan mengucapkan ulang ungkapan yang didengarnya (activity 3).
- 3) Peserta didik mendengarkan rekaman dan berlatih mengungkapkan ungkapan yang didengarnya (activity 4).
- 4) Peserta didik mengamati ungkapan-ungkapan yang dapat digunakan dalam *greetings* dan *leave taking* (activity 5).

Menanyakan

- 1) Peserta didik mengajukan pertanyaan tentang isi teks,
- 2) Peserta didik mengajukan pertanyaan tentang makna kata,
- 3) Peserta didik mengajukan pertanyaan tentang tata bahasa,
- 4) Peserta didik mengajukan pertanyaan tentang struktur teks,
- 5) Peserta didik mengajukan pertanyaan tentang fungsi komunikatif teks,
- 6) Peserta didik mengajukan pertanyaan tentang hal-hal lain yang ingin diketahui dengan cara yang sederhana.
- 7) Peserta didik mengidentifikasi ungkapan yang tepat sesuai gambar (activity 7).

Penutup (10 menit)

- 1) Peserta didik dan guru melakukan refleksi terhadap kegiatan pembelajaran dan manfaat-manfaatnya.
- 2) Peserta didik dan guru memberikan umpan balik terhadap proses dan hasil pembelajaran.
- 3) Guru memberikan penugasan berupa tugas mandiri untuk menuliskan *Jatidiri* secara sederhana yang memuat kata kerja, kata sifat, kata ganti milik, dan kata yang menunjukkan profesi seseorang.
- 4) Peserta didik memperhatikan informasi tentang rencana kegiatan pembelajaran untuk pertemuan berikutnya.
- 5) Peserta didik dan guru mengucapkan salam perpisahan.

Pertemuan Kedua

Pendahuluan (10 menit)

- 1) Guru memberi salam (*greeting*);
- 2) Guru memeriksa kehadiran siswa;
- 3) Guru menyiapkan peserta didik secara psikis dan fisik untuk mengikuti proses pembelajaran;
- 4) Guru memberi motivasi belajar siswa secara kontekstual sesuai manfaat dan aplikasi materi ajar dalam kehidupan sehari-hari, dengan memberikan contoh dan perbandingan lokal, nasional dan internasional;
- 5) Guru mengajukan tentang kaitan antara pengetahuan sebelumnya dengan materi yang akan dipelajari;
- 6) Guru menjelaskan tentang tujuan pembelajaran atau kompetensi dasar yang akan dicapai;
- 7) Guru menyampaikan cakupan materi dan uraian kegiatan sesuai silabus.

Kegiatan inti (60 menit)

Mengeksplorasi

- 1) Peserta didik mendengarkan dan menyaksikan contoh interaksi mengenai *greetings* dan *leave taking* serta responnya dalam bahasa Inggris dari film, kaset, buku teks, dsb.
- 2) Peserta didik menirukan contoh-contoh *greetings* dan *leave taking* serta responnya dalam bahasa Inggris dengan ucapan, tekanan kata, intonasi, dan sikap yang benar.
- 3) Peserta didik mengidentifikasi ciri-ciri (fungsi sosial, struktur teks, dan unsur kebahasaan) ungkapan *greetings* dan *leave taking* serta responnya.
- 4) Peserta didik mendengarkan rekaman dan mengisi teks rumpang dengan ungkapan *greetings* dan *leave taking* sesuai dengan yang didengarnya (activity 8).
- 5) Peserta didik secara kolaboratif berlatih menggunakan bahasa Inggris dalam *greetings* dan *leave taking* (activity 8).

Mengasosiasi

- 1) Peserta didik membandingkan berbagai ungkapan *greetings* and *leave taking* serta responnya yang telah dikumpulkan dari berbagai sumber.
- 2) Peserta didik mendengarkan rekaman dan mengidentifikasi bunyi vokal /I/ (activity 9).

- 3) Peserta didik mencari arti dari berbagai ungkapan yang berkaitan dengan *greetings* dan *leave taking*.
- 4) Peserta didik menyusun percakapan yang telah diacak sesuai dengan urutan pada konteks *greetings* dan *leave taking* (activity 11).

Penutup (10 menit)

- 1) Peserta didik dan guru melakukan refleksi terhadap kegiatan pembelajaran dan manfaat-manfaatnya.
- 2) Peserta didik dan guru memberikan umpan balik terhadap proses dan hasil pembelajaran.
- 3) Guru memberikan penugasan berupa tugas mandiri untuk menuliskan deskripsi sederhana tentang sifat dan ciri fisik benda-benda kesayangan mereka atau benda-benda unik berdasarkan hasil penelusuran di laman-laman internet.
- 4) Peserta didik memperhatikan informasi tentang rencana kegiatan pembelajaran untuk pertemuan berikutnya.
- 5) Peserta didik dan guru mengucapkan salam perpisahan.

Pertemuan Ketiga

Pendahuluan (10 menit)

- 1) Guru memberi salam (*greeting*);
- 2) Guru memeriksa kehadiran siswa;
- 3) Guru menyiapkan peserta didik secara psikis dan fisik untuk mengikuti proses pembelajaran;
- 4) Guru memberi motivasi belajar siswa secara kontekstual sesuai manfaat dan aplikasi materi ajar dalam kehidupan sehari-hari, dengan memberikan contoh dan perbandingan lokal, nasional dan internasional;
- 5) Guru mengajukan tentang kaitan antara pengetahuan sebelumnya dengan materi yang akan dipelajari;
- 6) Guru menjelaskan tentang tujuan pembelajaran atau kompetensi dasar yang akan dicapai;
- 7) Guru menyampaikan cakupan materi dan uraian kegiatan sesuai silabus.

Kegiatan inti (60 menit)

Mengomunikasikan

- 8) Peserta didik secara berpasangan melengkapi dialog rumpang mengenai *greetings* dan *leave taking* kemudian mempraktekkannya di depan kelas (activity 12).
- 9) Peserta didik secara berpasangan melakukan *role play* yang melibatkan ungkapan *greetings* dan *leave taking*(activity 13).
- 10) Guru memberikan umpan balik terhadap pemahaman konsep peserta didik tentang materi yang dipelajari..

Penutup (10 menit)

- 17) Peserta didik dan guru melakukan refleksi terhadap kegiatan pembelajaran dan manfaat-manfaatnya.
- 18) Peserta didik dan guru memberikan umpan balik terhadap proses dan hasil pembelajaran.
- 19) Guru memberikan penugasan berupa tugas mandiri untuk menuliskan deskripsi sederhana berbagai macam ungkapan *thanking* di internet
- 20) Peserta didik memperhatikan informasi tentang rencana kegiatan pembelajaran untuk pertemuan berikutnya.
- 21) Peserta didik dan guru mengucapkan salam perpisahan.

H. Penilaian

1. Rubrik Penilaian Sikap Spiritual

No	Indikator	Skor
1	Menggunakan 8 kata positif dan dua diantaranya adalah kata “God” dan “Thank”	5
2	Menggunakan 6 kata positif dan dua diantaranya adalah kata “God” dan “Thank”	4
3	Menggunakan 4 kata positif dan dua diantaranya adalah kata “God” dan “Thank”	3
4	Menggunakan 4 kata positif tanpa kata “God” dan “Thank”	2
5	Menggunakan kurang dari 4 kata positif tanpa kata “God” dan “Thank”	1

a. Pedoman Penskoran:

$$NA = \frac{\text{Skor Perolehan}}{\text{Skor Maksimal}} \times 4$$

2. Rubrik Penilaian Sikap Sosial

Deskripsi sikap sosial		Nilai
Berperilaku santun, peduli, dan percaya diri dalam melaksanakan komunikasi interpersonal dengan guru dan teman.	Selalu	2
	Kadang-kadang	1
	Jarang	0.5

a. Pedoman Penskoran

$$NA = \frac{\text{Skor Perolehan}}{\text{Skor Maksimal}} \times 4$$

Konversi Kompetensi Pengetahuan, Keterampilan dan Sikap

Predikat	Nilai Kompetensi		
	Pengetahuan	Keterampilan	Sikap
A	4	4	SB
A-	3.66	3.66	
B+	3.33	3.33	B
B	3	3	
B-	2.66	2.66	
C+	2.33	2.33	C
C	2	2	

C-	1.66	1.66	
D+	1.33	1.33	K
D-	1	1	

3. Pengetahuan

- b. Teknik Penilaian : Tes Tertulis
 c. Bentuk Instrumen : Mengisi teks rumpang, menerjemahkan, dan mencocokkan
 d. Kisi-kisi :

No.	Indikator	Butir Instrumen
1.	Peserta didik dapat mengartikan frasa kedalam bahasa Indonesia.	Activity 10
2.	Peserta didik dapat menyusun dialog yang telah diacak.	Activity 11

4. Keterampilan

- e. Teknik Penilaian : Unjuk Kerja
 f. Bentuk Instrumen : Tes kemampuan mendengarkan dan berbicara
 g. Kisi-kisi:

No.	Keterampilan/Indikator	Butir Instrumen
Mendengarkan		
1.	Peserta didik dapat menyusun dialog sesuai dengan teks yang didengarnya	Activity 7
2.	Peserta didik dapat mengidentifikasi bunyi /I/	Activity 9
Berbicara		
1.	Peserta didik dapat melengkapi percakapan yang didalamnya terdapat ungkapan <i>greetings</i> dan <i>leave taking</i> .	Activity 8
2.	Peserta didik dapat melengkapi percakapan yang didalamnya terdapat ungkapan <i>greetings</i> dan <i>leave taking</i> .	Activity 12
3.	Peserta didik dapat membuat percakapan yang didalamnya terdapat ungkapan <i>greetings</i> dan <i>leave taking</i> .	Activity 13

- h. Konversi keterampilan membaca dan mendengarkan.
 Setiap jawaban benar diberi skor 1 (satu)

$$NA = \frac{\text{Skor Perolehan}}{\text{Skor Maksimal}} \times 4$$

i. Rubrik untuk penilaian keterampilan berbicara

ASPEK	KETERANGAN	SKOR
Pelafalan	• Sangat jelas sehingga mudah dipahami	4
	• Mudah dipahami meskipun pengaruh bahasa ibu dapat dideteksi	3
	• Ada masalah pengucapan sehingga pendengar perlu konsentrasi penuh	2
	• Ada masalah pengucapan yang serius sehingga tidak bisa dipahami	1
Tatabahasa	• Tidak ada atau sedikit kesalahan tatabahasa	4
	• Kadang-kadang ada kesalahan tetapi tidak mempengaruhi makna	3
	• Sering membuat kesalahan sehingga makna sulit dipahami	2
	• Kesalahan tatabahasa sangat parah sehingga tidak bisa dipahami	1
Kosakata	• Menggunakan kosakata dan ungkapan yang tepat	4
	• Kadang-kadang menggunakan kosakata yang kurang tepat sehingga harus menjelaskan lagi	3
	• Sering menggunakan kosakata yang tidak tepat	2
	• Kosakata sangat terbatas sehingga percakapan tidak mungkin terjadi	1

Kelancaran	• Sangat lancar.	4
	• Kelancaran sedikit terganggu oleh masalah bahasa	3
	• Sering ragu-ragu dan terhenti karena keterbatasan bahasa	2
	• Bicara terputus-putus dan terhenti sehingga percakapan tidak mungkin terjadi.	1

j. Pedoman Penskoran:

$$NA = \frac{\text{Skor Perolehan}}{\text{Skor Maksimal}} \times 4$$

Konversi Kompetensi Pengetahuan, Keterampilan dan Sikap

Predikat	Nilai Kompetensi		
	Pengetahuan	Keterampilan	Sikap
A	4	4	SB
A-	3.66	3.66	
B+	3.33	3.33	B
B	3	3	
B-	2.66	2.66	
C+	2.33	2.33	C
C	2	2	
C-	1.66	1.66	
D+	1.33	1.33	K
D-	1	1	

APPENDICES

RENCANA PELAKSANAAN PEMBELAJARAN (RPP)

Satuan Pendidikan : MTsN Model Makassar

Mata Pelajaran : Bahasa Inggris

Kelas/semester : VII/1 (satu)

Materi Pokok : Teks lisan ucapan terimakasih dan permintaan maaf

Alokasi Waktu : 3 pertemuan (6 JP)

I. Kompetensi Inti

KI 1 : Menghargai dan menghayati ajaran agama yang dianutnya

KI 2 : Menghargai dan menghayati perilaku jujur, disiplin, tanggungjawab, peduli (toleransi, gotongroyong), santun, percaya diri, dalam berinteraksi secara efektif dengan lingkungan sosial dan alam dalam jangkauan pergaulan dan keberadaannya

KI 3 : Memahami pengetahuan (faktual, konseptual, dan prosedural) berdasarkan rasa ingin tahunya tentang ilmu pengetahuan, teknologi, seni, budaya terkait fenomena dan kejadian tampak mata

KI 4 : Mencoba, mengolah, dan menyaji dalam ranah konkret (menggunakan, mengurai, merangkai, memodifikasi, dan membuat) dan ranah abstrak (menulis, membaca, menghitung, menggambar, dan mengarang) sesuai dengan yang dipelajari di sekolah dan sumber lain yang sama dalam sudut pandang/teori

J. Kompetensi Dasar dan Indikator Pencapaian Kompetensi

No	Kompetensi Dasar	Indikator Pencapaian Kompetensi
1	1.1 Mensyukuri kesempatan dapat mempelajari bahasa Inggris sebagai bahasa	

	pengantar komunikasi internasional yang diwujudkan dalam semangat belajar.	
2	2.2 Menunjukkan perilaku jujur, disiplin, percaya diri, dan bertanggung jawab dalam melaksanakan komunikasi transaksional dengan guru dan teman	
	2.3 Menunjukkan perilaku tanggung jawab, peduli, kerjasama, dan cinta damai, dalam melaksanakan komunikasi fungsional.	
3	3.1 Memahami fungsi sosial, struktur teks, dan unsur kebahasaan pada ungkapan terimakasih dan permintaan maaf serta responnya, sesuai dengan konteks penggunaannya.	<p>3.1.1 Mengamati ungkapan atau tutur kata yang digunakan dalam <i>thanking</i> dan <i>apologizing</i>.</p> <p>Mengidentifikasi ungkapan yang digunakan dalam <i>thanking</i> dan <i>apologizing</i>.</p> <p>3.1.2</p>
4	4.1 Menyusun teks lisan sederhana untuk mengucapkan dan merespon sapaan dan pamitan dengan memperhatikan fungsi social, struktur teks, dan unsur kebahasaan yang benar dan sesuai dengan konteks	<p>4.1.1 Menirukan ungkapan untuk <i>thanking</i> dan <i>apologizing</i>.</p> <p>Membuat percakapan pendek dalam menggunakan ungkapan <i>thanking</i> dan <i>apologizing</i>.</p> <p>4.1.2</p> <p>Menggunakan struktur teks dan unsur kebahasaan ungkapan <i>thanking</i> dan <i>apologizing</i> dengan benar dan tepat.</p> <p>4.1.3 Melakukan percakapan</p>

		<p><i>thanking</i> dan <i>apologising</i> secara berkelompok atau berpasangan dengan percaya diri.</p> <p>4.1.4</p>
--	--	---

K. Tujuan Pembelajaran

Setelah mengikuti serangkaian kegiatan pembelajaran, peserta didik dapat:

- 7) Mengamati ungkapan atau tutur kata yang digunakan dalam *thanking* dan *apologising*.
- 8) Mengidentifikasi ungkapan yang digunakan dalam *thanking* dan *apologising*.
- 9) Menirukan ungkapan untuk *thanking* dan *apologising*.
- 10) Membuat percakapan pendek dalam menggunakan ungkapan *thanking* dan *apologising*.
- 11) Menggunakan struktur teks dan unsur kebahasaan ungkapan *thanking* dan *apologizing* dengan benar dan tepat.
- 12) Melakukan percakapan *thanking* dan *apologising* secara berkelompok atau berpasangan dengan sopan, tanggung jawab, peduli, santun, dan percaya diri.

L. Materi Pembelajaran

Fungsi Sosial :

Menjaga hubungan interpersonal dengan guru dan teman

Struktur teks

(ungkapan hafalan, tidak perlu dijelaskan tata bahasanya)

c. *Thank you. You are welcome.*, dan sebagainya

d. *I'm sorry. That's fine, okay. Alright.*, dan semacamnya

Unsur kebahasaan

- (5) Kosakata dan tata bahasa baku.
- (6) Ucapan, tekanan kata, intonasi.
- (7) Ejaan dan tanda baca.
- (8) Tulisan tangan.

Topik

Berbagai hal terkait dengan interaksi antara guru dan siswa selama proses pembelajaran, di dalam maupun di luar kelas, dengan memberikan keteladanan tentang perilaku santun dan peduli.

M. Metode Pembelajaran

3. Metode Ilmiah
4. Problem Based Investigation (PBI)

N. Media, Alat, dan Sumber Pembelajaran

1. Media

Laptop, LCD, gambar benda, kartu kata, poster, Foto

2. Alat

Realia benda, spidol warna, kertas spectra, kertas plano

3. Sumber Pembelajaran

- d. Zaida, Nur. *Bright: An English Course for Junior High School Students*. Jakarta: Penerbit Erlangga. Hal. 12-22.
- e. Keteladanan ucapan dan tindakan guru menggunakan setiap tindakan komunikasi interpersonal/ transaksional dengan benar dan akurat.
- f. Sumber dari internet, seperti:
 - www.dailyenglish.com
 - http://americanenglish.state.gov/files/ae/resource_files
 - <http://learnenglish.britishcouncil.org/en/>

O. Langkah-langkah Kegiatan Pembelajaran

Pertemuan Kesatu

Pendahuluan (10 menit)

- 8) Guru memberi salam (*greeting*);
- 9) Guru memeriksa kehadiran siswa;
- 10) Guru menyiapkan peserta didik secara psikis dan fisik untuk mengikuti proses pembelajaran;
- 11) Guru memberi motivasi belajar siswa secara kontekstual sesuai manfaat dan aplikasi materi ajar dalam kehidupan sehari-hari, dengan memberikan contoh dan perbandingan lokal, nasional dan internasional;
- 12) Guru mengajukan tentang kaitan antara pengetahuan sebelumnya dengan materi yang akan dipelajari;
- 13) Guru menjelaskan tentang tujuan pembelajaran atau kompetensi dasar yang akan dicapai;
- 14) Guru menyampaikan cakupan materi dan uraian kegiatan sesuai silabus.

Kegiatan inti (60 menit)

Mengamati

- 5) Peserta didik mendengarkan rekaman dan menjawab pertanyaan berdasarkan rekaman yang didengarnya (activity 1).
- 6) Peserta didik mendengarkan rekaman dan melengkapi dialog dengan ungkapan *thanking* dan *apologising* (activity 2).
- 7) Peserta didik mendengarkan rekaman dan berlatih mengucapkan ungkapan yang didengarnya (activity 3).
- 8) Peserta didik mengamati ungkapan-ungkapan yang dapat digunakan dalam *thanking* dan *apologising*.

Menanyakan

- 8) Peserta didik mengajukan pertanyaan mengenai gambar tentang *thanking* (activity 4).
- 9) Peserta didik mendengarkan rekaman mengenai *thanking* dan *apologising* kemudian mendiskusikan mengenai makna kata dan fungsi komunikatif teks (activity 5).
- 10) Peserta didik mengajukan pertanyaan tentang hal-hal lain yang ingin diketahui dengan cara yang sederhana.

Penutup (10 menit)

- 6) Peserta didik dan guru melakukan refleksi terhadap kegiatan pembelajaran dan manfaat-manfaatnya.
- 7) Peserta didik dan guru memberikan umpan balik terhadap proses dan hasil pembelajaran.

- 8) Guru memberikan penugasan berupa tugas mandiri untuk menuliskan *Jatidiri* secara sederhana yang memuat kata kerja, kata sifat, kata ganti milik, dan kata yang menunjukkan profesi seseorang.
- 9) Peserta didik memperhatikan informasi tentang rencana kegiatan pembelajaran untuk pertemuan berikutnya.
- 10) Peserta didik dan guru mengucapkan salam perpisahan.

Pertemuan Kedua

Pendahuluan (10 menit)

- 8) Guru memberi salam (*greeting*);
- 9) Guru memeriksa kehadiran siswa;
- 10) Guru menyiapkan peserta didik secara psikis dan fisik untuk mengikuti proses pembelajaran;
- 11) Guru memberi motivasi belajar siswa secara kontekstual sesuai manfaat dan aplikasi materi ajar dalam kehidupan sehari-hari, dengan memberikan contoh dan perbandingan lokal, nasional dan internasional;
- 12) Guru mengajukan tentang kaitan antara pengetahuan sebelumnya dengan materi yang akan dipelajari;
- 13) Guru menjelaskan tentang tujuan pembelajaran atau kompetensi dasar yang akan dicapai;
- 14) Guru menyampaikan cakupan materi dan uraian kegiatan sesuai silabus.

Kegiatan inti (60 menit)

Mengeksplorasi

- 6) Peserta didik mendengarkan dan menyaksikan contoh interaksi mengenai *thanking* dan *apologising* serta responnya dalam bahasa Inggris dari film, kaset, buku teks, dsb.
- 7) Peserta didik menirukan contoh-contoh *thanking* dan *greeting* serta responnya dalam bahasa Inggris dengan ucapan, tekanan kata, intonasi, dan sikap yang benar.
- 8) Peserta didik mengidentifikasi ciri-ciri (fungsi sosial, struktur teks, dan unsur kebahasaan) ungkapan *thanking* dan *greeting* serta responnya.
- 9) Peserta didik mengisi dialog rumpang bergambar dengan ungkapan *thanking* dan *apologising* kemudian mempraktekannya (activity 6).
- 10) Peserta didik mengisi dialog rumpang dengan ungkapan *thanking* dan *apologising* kemudian berlatih dengan dialog tersebut (activity 7).

Mengasosiasi

- 5) Peserta didik membandingkan berbagai ungkapan *thanking* and *apologising* serta responnya yang telah dikumpulkan dari berbagai sumber.
- 6) Peserta didik membuat ungkapan terimakasih berdasarkan kondisi yang diberikan (activity 8).
- 7) Peserta didik mendengarkan rekaman kemudian mencocokkan konteks sesuai dengan rekaman yang didengarnya (activity 9).

Penutup (10 menit)

- 6) Peserta didik dan guru melakukan refleksi terhadap kegiatan pembelajaran dan manfaat-manfaatnya.
- 7) Peserta didik dan guru memberikan umpan balik terhadap proses dan hasil pembelajaran.
- 8) Guru memberikan penugasan berupa tugas mandiri untuk menuliskan deskripsi sederhana tentang sifat dan ciri fisik benda-benda kesayangan mereka atau benda-benda unik berdasarkan hasil penelusuran di laman-laman internet.
- 9) Peserta didik memperhatikan informasi tentang rencana kegiatan pembelajaran untuk pertemuan berikutnya.
- 10) Peserta didik dan guru mengucapkan salam perpisahan.

Pertemuan Ketiga

Pendahuluan (10 menit)

- 11) Guru memberi salam (*greeting*);
- 12) Guru memeriksa kehadiran siswa;
- 13) Guru menyiapkan peserta didik secara psikis dan fisik untuk mengikuti proses pembelajaran;
- 14) Guru memberi motivasi belajar siswa secara kontekstual sesuai manfaat dan aplikasi materi ajar dalam kehidupan sehari-hari, dengan memberikan contoh dan perbandingan lokal, nasional dan internasional;
- 15) Guru mengajukan tentang kaitan antara pengetahuan sebelumnya dengan materi yang akan dipelajari;
- 16) Guru menjelaskan tentang tujuan pembelajaran atau kompetensi dasar yang akan dicapai;
- 17) Guru menyampaikan cakupan materi dan uraian kegiatan sesuai silabus.

Kegiatan inti (60 menit)

Mengasosiasi

- 1) Peserta didik berdiskusi mengenai ungkapan-ungkapan *apologising*.
- 2) Peserta didik melengkapi dialog bergambar dengan ungkapan *apologising* (activity 10).

Mengomunikasikan

- 1) Peserta didik secara berpasangan melakukan *role play* yang melibatkan ungkapan *thanking* dan *apologising*(activity 11).
- 2) Guru memberikan umpan balik terhadap pemahaman konsep peserta didik tentang materi yang dipelajari..

Penutup (10 menit)

- 1) Peserta didik dan guru melakukan refleksi terhadap kegiatan pembelajaran dan manfaat-manfaatnya.
- 2) Peserta didik dan guru memberikan umpan balik terhadap proses dan hasil pembelajaran.
- 3) Guru memberikan penugasan berupa tugas mandiri untuk menuliskan deskripsi sederhana berbagai macam ungkapan *thanking* di internet
- 4) Peserta didik memperhatikan informasi tentang rencana kegiatan pembelajaran untuk pertemuan berikutnya.
- 5) Peserta didik dan guru mengucapkan salam perpisahan.

P. Penilaian

1. Rubrik Penilaian Sikap Spiritual

No	Indikator	Skor
1	Menggunakan 8 kata positif dan dua diantaranya adalah kata “God” dan “Thank”	5
2	Menggunakan 6 kata positif dan dua diantaranya adalah kata “God” dan “Thank”	4
3	Menggunakan 4 kata positif dan dua diantaranya adalah kata “God” dan “Thank”	3
4	Menggunakan 4 kata positif tanpa kata “God” dan “Thank”	2
5	Menggunakan kurang dari 4 kata positif tanpa kata “God” dan “Thank”	1

a. Pedoman Penskoran:

$$NA = \frac{\text{Skor Perolehan}}{\text{Skor Maksimal}} \times 4$$

2. Rubrik Penilaian Sikap Sosial

Deskripsi sikap sosial		Nilai
Berperilaku santun, peduli, dan percaya diri dalam melaksanakan komunikasi interpersonal dengan guru dan teman.	Selalu	2
	Kadang-kadang	1
	Jarang	0.5

a. Pedoman Penskoran

$$NA = \frac{\text{Skor Perolehan}}{\text{Skor Maksimal}} \times 4$$

Konversi Kompetensi Pengetahuan, Keterampilan dan Sikap

Predikat	Nilai Kompetensi		
	Pengetahuan	Keterampilan	Sikap
A	4	4	SB
A-	3.66	3.66	
B+	3.33	3.33	B
B	3	3	
B-	2.66	2.66	
C+	2.33	2.33	C
C	2	2	

C-	1.66	1.66	K
D+	1.33	1.33	
D-	1	1	

5. Pengetahuan

- b. Teknik Penilaian : Tes Tertulis
c. Bentuk Instrumen : Mengisi teks rumpang, menjawab pertanyaan, dan mencocokkan
d. Kisi-kisi :

No.	Indikator	Butir Instrumen
1.	Peserta didik dapat menjawab pertanyaan mengenai penggunaan terimakasih	Activity 4
2.	Peserta didik mencocokkan gambar dengan responnya	Activity 6
3.	Peserta didik dapat melengkapi dialog rumpang.	Activity 7
4.	Peserta didik dapat menjawab pertanyaan mengenai ungkapan terimakasih.	Activity 8
5.	Peserta didik dapat mencocokkan gambar dengan responnya.	Activity 10

6. Keterampilan

- e. Teknik Penilaian : Unjuk Kerja
f. Bentuk Instrumen : Tes kemampuan mendengarkan dan berbicara
g. Kisi-kisi:

No.	Keterampilan/Indikator	Butir Instrumen
Mendengarkan		
3.	Peserta didik dapat menjawab pertanyaan sesuai dengan dialog yang didengarnya.	Activity 1
4.	Peserta didik dapat melengkapi dialog rumpang sesuai dengan teks yang didengarnya.	Activity 2
5.	Peserta didik dapat menjawab pertanyaan berdasarkan teks yang didengarnya.	Activity 5
6.	Peserta didik dapat mencocokkan kalimat sesuai dengan teks yang didengarnya.	Activity 9
Berbicara		
1.	Peserta didik dapat membuat percakapan yang didalamnya terdapat ungkapan <i>thanking</i> dan <i>apologising</i> .	Activity 11

- h. Konversi keterampilan membaca dan mendengarkan.
Setiap jawaban benar diberi skor 1 (satu)

$$NA = \frac{\text{Skor Perolehan}}{\text{Skor Maksimal}} \times 4$$

- i. Rubrik untuk penilaian keterampilan berbicara

ASPEK	KETERANGAN	SKOR
Pelafalan	• Sangat jelas sehingga mudah dipahami	4
	• Mudah dipahami meskipun pengaruh bahasa ibu dapat dideteksi	3
	• Ada masalah pengucapan sehingga pendengar perlu konsentrasi penuh	2
	• Ada masalah pengucapan yang serius sehingga tidak bisa dipahami	1
Tatabahasa	• Tidak ada atau sedikit kesalahan tatabahasa	4
	• Kadang-kadang ada kesalahan tetapi tidak mempengaruhi makna	3
	• Sering membuat kesalahan sehingga makna sulit dipahami	2
	• Kesalahan tatabahasa sangat parah sehingga tidak bisa dipahami	1
Kosakata	• Menggunakan kosakata dan ungkapan yang tepat	4
	• Kadang-kadang menggunakan kosakata yang kurang tepat sehingga harus menjelaskan lagi	3
	• Sering menggunakan kosakata yang tidak tepat	2
	• Kosakata sangat terbatas sehingga percakapan tidak mungkin terjadi	1

Kelancaran	• Sangat lancar.	4
	• Kelancaran sedikit terganggu oleh masalah bahasa	3
	• Sering ragu-ragu dan terhenti karena keterbatasan bahasa	2
	• Bicara terputus-putus dan terhenti sehingga percakapan tidak mungkin terjadi.	1

j. Pedoman Penskoran:

$$NA = \frac{\text{Skor Perolehan}}{\text{Skor Maksimal}} \times 4$$

Konversi Kompetensi Pengetahuan, Keterampilan dan Sikap

Predikat	Nilai Kompetensi		
	Pengetahuan	Keterampilan	Sikap
A	4	4	SB
A-	3.66	3.66	
B+	3.33	3.33	B
B	3	3	
B-	2.66	2.66	
C+	2.33	2.33	
C	2	2	K
C-	1.66	1.66	
D+	1.33	1.33	
D-	1	1	

APPENDICES

INSTRUMENT PENELITIAN

(INTERVIEW)

TOPIC: Students' Perception About The Research

1. What is your name?
2. Do you like English?
3. In English there are four basic skills those are listening, reading, speaking and writing. Which one you are in master?
4. Do you usually learning English after class?
5. What is your difficult in speaking English?
6. What do you think about problem based investigation method?
7. What is the advantage that you got after applied the problem based investigation method?
8. Is there any improvement of your speaking after applied the problem based investigation?

UNIVERSITAS ISLAM NEGERI

ALAUDDIN

M A K A S S A R

APPENDICES

NO	NAMA		1		1	2	3		1	2	3
1	Respondent		√		√	√	√		√	√	√
2	Respondent		√		√	√	√		√	√	√
3	Respondent		√		√	√	√		√	√	√
4	Respondent		√		√	√	√		√	√	√
5	Respondent		√		√	√	√		√	√	√
6	Respondent	P	√	C	√	√	√	C	√	√	√
7	Respondent	R	√	Y	√	√	√	Y	√	√	√
8	Respondent	E	√	C	√	√	√	C	√	√	√
9	Respondent		√	L	√	√	√	L	√	√	√
10	Respondent	-	√	E	√	√	√	E	√	√	√
11	Respondent	C	√	-	√	√	√	-	√	√	√
12	Respondent	Y	√	1	√	√	√	2	√	√	√
13	Respondent	C	√		√	√	√		√	√	√
14	Respondent	L	√		√	√	√		√	√	√
15	Respondent		√		√	√	√		√	√	√
16	Respondent		√		√	√	√		√	√	√
17	Respondent		√		√	√	√		√	√	√
18	Respondent		√		√	√	√		√	√	√
19	Respondent		√		√	√	√		√	√	√
20	Respondent		√		√	√	√		√	√	√
21	Respondent		√		√	√	√		√	√	√
22	Respondent		√		√	√	√		√	√	√
23	Respondent		√		√	√	√		√	√	√
24	Respondent		√		√	√	√		√	√	√
25	Respondent		√		√	√	√		√	√	√
26	Respondent		√		√	√	√		√	√	√
27	Respondent		√		√	√	√		√	√	√

28	Respondent	√	√	√	√	√	√	√
29	Respondent	√	√	√	√	√	√	√
30	Respondent	√	√	√	√	√	√	√



UNIVERSITAS ISLAM NEGERI
ALAUDDIN
 M A K A S S A R

APPENDICES

INTSRUMEN PENILAIAN

NO	Aspek yang dinilai	Skor
1	Pronunciation	25
2	Intonation benar	25
3	Wordings	25
4	Performance baik.	25
	NILAI	100

Makassar, Agustus 2015

Guru Mata Pelajaran UNIVERSITAS ISLAM NEGERI Peneliti

ALAUDDIN
M A K A S S A R

AYU ANITA, S.Pd
NIP. 19700330 199802 001

FATMASARI
NIM: 20400111034

CURRICULUM VITAE



The researcher, Fatmasari, was born on 14th February 1992 in Watampone Village-Bone. She has two brothers and two sisters. She is the second child of Drs. H. Djamading.S and Hj. Nurhayati.S S.Pd. In 1998, she started her education in SD Negeri 10 Manurunge and graduated in 2004. The next, in the same year the researcher continued her study in MTsN 400 Watampone and graduated in 2007 and then she continued her study in SMA Model 2 Watampone and graduated in 2010 and in 2011 she was accepted as a student in English Education Department, Tarbiyah and Teaching Science Faculty, State Islamic University of Alauddin Makassar. In this university she got many experiences till graduate. Thank you so much for all who has helped the researcher during college.

UNIVERSITAS ISLAM NEGERI
ALAUDDIN
M A K A S S A R