

**USING CLAIRVOYANCE TECHNIQUE IN TEACHING WRITING
DESCRIPTIVE TEXT AT THE SECOND GRADE STUDENTS
OF MTS. AS'ADIYAH NO. 43 BONTOTENNE**



A Thesis

**Submitted in Partial Fulfillment of the Requirements for the Degree of
Sarjana Pendidikan in English Education Department of
Tarbiyah and Teaching Science Faculty of
UIN Alauddin Makassar**

By:

SURYA ANDI PASINGRINGI

Reg. Number: 20400112009

**ENGLISH EDUCATION DEPARTMENT
TARBIYAH AND TEACHING SCIENCE FACULTY
ALAUDDIN STATE ISLAMIC UNIVERSITY
MAKASSAR**

2017

PERNYATAAN KEASLIAN SKRIPSI

Dengan penuh kesadaran, penulis yang bertanda tangan di bawah ini menyatakan bahwa skripsi ini benar-benar hasil karya penyusunan sendiri. Jika suatu hari nanti skripsi ini terbukti merupakan duplikat, tiruan dan atau dibuat orang lain secara keseluruhan atau sebagian, maka skripsi dan gelar yang diperoleh karenanya batal demi hukum.

Makassar, 14 Agustus 2017

Penulis,



Surya Andi Pasingringi
NIM. 20400112009

UNIVERSITAS ISLAM NEGERI
ALAUDDIN
M A K A S S A R

PERSETUJUAN PEMBIMBING

Pembimbing penulisan proposal skripsi Saudara **Surya Andi Pasingringi**, NIM: **20400112009**, mahasiswa Jurusan Pendidikan Bahasa Inggris pada Fakultas Tarbiyah dan Keguruan UIN Alauddin Makassar, setelah meneliti dan mengoreksi secara seksama skripsi berjudul **Using Clairvoyance Technique in Teaching Writing Descriptive Text at the Second Grade Students of MTS. As'Adiyah No.43 Bontotenne**, memandang bahwa skripsi tersebut telah memenuhi syarat-syarat ilmiah dan dapat disetujui untuk diajukan ke sidang munaqasyah.

Demikian persetujuan ini diberikan untuk diproses lebih lanjut.

Makassar, 14 - 8 - 2017

Pembimbing I

Pembimbing II



Dra. Hj. St. Azisah, M.Ed.St., Ph.D.
NIP. 19671231 199303 2 016



Dr. H. Nur Asik, M.Hum.
NIP. 19570117 198203 1 001

PENGESAHAN SKRIPSI

Skripsi yang berjudul **“Using Clairvoyance Technique in Teaching Writing Descriptive Text at the Second grade students of MTs. As’asyiah No 43 Bontotenne Wajo”** yang disusun oleh saudara **Surya Andi Pasingringi**, NIM: **20400112009**, Mahasiswa Jurusan Pendidikan Bahasa Inggris pada Fakultas Tarbiyah dan Keguruan UIN Alauddin Makassar, telah diuji dan dipertahankan dalam sidang munaqasyah yang diselenggarakan pada hari Selasa, 28 November 2017 Bertepatan dengan 9 Rabiul Awal 1439 Hijriah dan dinyatakan dapat diterima sebagai salah satu syarat untuk mendapatkan gelar Sarjana Pendidikan (S.Pd.) pada Fakultas Tarbiyah dan Keguruan Program Studi Pendidikan Bahasa Inggris dengan beberapa perbaikan.


Samata, 28 November 2017 M
9 Rabiul Awal 1439 H

DEWAN PENGUJI

(SK Dekan No. 3075 Tertanggal 24 November 2017)

Ketua	: Dr. Kamsinah, M.Pd.I.	()
Sekretaris	: Dr. Sitti Aisyah Chalik, S.Ag., M.Pd.	()
Munaqisy I	: Dr. M. Rusdi T, M.Ag.	()
Munaqisy II	: Muhammad Rusydi Rasyid, S.Ag., M.Ag., M.Ed.	()
Pembimbing I	: Dra. Hj. St. Azizah, M.ed.St., Ph.D	()
Pembimbing II	: Dr. H. Nur Asik, M.Hum.	()

Disahkan Oleh:
Dekan Fakultas Tarbiyah dan Keguruan
UIN Alauddin Makassar


Dr. H. Muhammad Amri, Lc., M.Ag.
NIP. 19730120200312 1 001

ACKNOWLEDGEMENTS

بِسْمِ اللَّهِ الرَّحْمَنِ الرَّحِيمِ

Alhamdulillah Rabbil Alamin, the researcher would like to express his deepest gratitude to the almighty Allah SWT, the only provider, the most merciful who gives His guidance, inspiration, and good healthy for all time to conduct the writing of this thesis. Also, shalawat and salam are always delivered to our/the great Prophet Muhammad SAW who has brought us from the darkness to the lightness.

During the writing of the thesis, the researcher received much assistance from a lot of people, for their valuable guidance, correction, suggestion, advice and golden supports. Without them, the writing of this thesis would never been possibly completed. The researcher would like to express the greatest thanks and appreciation for the researcher's beloved parents, **Ansar S.** and **Masjaya** who always motivate, educate, support, and pray for the researcher's success. Therefore, the researcher would like to express the greatest thanks and appreciation for those people, they are:

1. **Prof. Dr. Musafir Pababari, M.Ag.** as the Rector of Alauddin State Islamic University of Makassar.
2. **Dr. H. Muhammad Amri, Lc., M.Ag.** as the Dean of Tarbiyah and Teaching Science Faculty of Alauddin State Islamic University of Makassar.
3. **Dr. Kamsinah, M.Pd.I,** and **Sitti Nurpahmi, S.Pd., M.Pd.,** the head and the secretary of English Education Department of Tarbiyah and Teaching Science Faculty of Alauddin State Islamic University of Makassar.

4. **Dra. Hj. St. Azisah, M.Ed.St., Ph.D.** as the first consultant and **Dr. H. Nur Asik, M.Hum.** as the second consultant who had given the researcher guidance, correction and support since the preliminary stage of manuscript until the completing of this thesis writing.
5. **Nilam Cahayatullah**, who always accompanies the researcher, gives support, and helps in correcting the researcher's writing style and grammatical error since the preliminary stage of manuscript until the completing of this thesis writing.
6. The researcher's classmates in English Education Department **PBI 1 and 2** (Academic Year 2012) **Muh. Budyatna Syamsul, S.Pd., Syarif al Qadri, S.Pd., Muh. Rizky Fadhil, S.Pd., Eka Fitriani, S.Pd., Umiek Kalsum Salpidata, S.Pd.**, and all friends who could not be mentioned here. Thank for your friendship and brotherhood.
7. The researcher's brothers and sisters in **New Generation Club (NGC)**, thanks for brotherhood and solidarity in studying English.
8. The researcher's senior in English Education Departement especially **Misbahuddin**, thanks for your help .

The researcher realizes that the writing of this thesis is far from perfect. Remaining errors are the writer's own; therefore, constructive criticism and suggestions will be highly appreciated. May all our/the efforts are blessed by Allah SWT. Amin.

Makassar, 27 juli 2017

Researcher,

Surya Andi Pasingringi
NIM. 20400112009




TABLE OF CONTENTS

	Page
TITLE PAGE	i
PERNYATAAN KEASLIAN SKRIPSI	ii
PERSETUJUAN PEMBIMBING	iii
PENGESAHAN SKRIPSI	iv
ACKNOWLEDGEMENTS	v
TABLE OF CONTENTS	viii
LIST OF TABLES	x
LIST OF FIGURES	xi
LIST OF APPENDICES	xii
ABSTRACT	xiii
CHAPTER I. INTRODUCTION	1-6
A. Background	1
B. Research Problems	3
C. Research Objectives	3
D. Research Significances.....	3
E. Research Scope	5
F. Operational Definition of Terms	5
CHAPTER II. REVIEW OF RELATED LITERATURE	7-24
A. Related Research Findings.....	7
B. Some Pertinent Ideas.....	8
1. The Concept of Writing	8
a. Definition of Writing	8
b. Importance of Writing	10
c. Characteristic of Good Writing	11
d. Component of Writing.....	12

e. Writing Forms	14
f. Kinds of Writings	16
g. Writing Process	18
2. The Concept of Clairvoyance	21
a. The Definition of Clairvoyance Technique	21
b. Procedures in Using Clairvoyance	22
C. Theoretical Framework	23
D. Hypothesis	24
CHAPTER III. RESEARCH METHOD	25-31
A. Research Design	25
B. Research Variables	26
C. Research Location.	26
D. Population and Sample	27
E. Research Instrument	27
F. Data Collection Prosedure	28
G. DataAnalysis Technique	29
CHAPTER IV. FINDING AND DISCUSSION	32-37
A. Findings	32
B. Discussion	36
CHAPTER V. CONCLUSION AND SUGGESTION	38-39
A. Conclusion	38
B. Suggestion	38
BIBLIOGRAPHIES	40-41
APPENDICES	42-69
RESEARCH LICENCES	70
CURRICULUM VITAE	71

LIST OF TABLES

Table	Page
1. Scoring rubric.....	30
2. Scale and Classification.....	30
3. The Distribution of Frequency and Percentage Score of Experimental Group Score in Pre Test	33
4. The Distribution of Frequency and Percentage Score of Control Group Score in Pre Test	33
5. The Distribution of Frequency and Percentage Score of Experimental Group Score in Post Test.....	34
6. The Distribution of Frequency and Percentage Score of Control Group Score in Post Test.....	35
7. The Mean Score and Standard Deviation of Experimental Group and Control Group in Post Test.....	35
8. Distribution the Value of t-Test and t-Table in Post Test	36

LIST OF FIGURES

Figure		Page
1.	Theoretical Framework.....	23
2.	Design Experimental Group & Control Group.	25



LIST OF APPENDICES

Appendix		Page
A	The Row Score of the Student Pre Test and Post test in Experimental Group.....	42
B	The Row Score of the Student Pre Test and Post test in Experimental Group.....	43
C	The Mean Score of Experimental Group and Control Group.....	44
D	Standard Deviation of Experimental Group and Control Group ...	45
E	The Significance Different.....	47
F	The Distribution of t-Table	49
G	Lesson Plan for Experimental Group.....	52
H	Documentasi	68



ABSTRACT

Name : Surya Andi Pasingringi
Reg. Number : 20400112009
Department/Faculty : English Education/Tarbiyah and Teaching Science
Title : Using Clairvoyance Technique in Teaching Writing Descriptive Text at the Second Grade Students of MTs. As'adiyah No. 43 Bontotenne
Consultant 1 : Dra. Hj. St. Azisah, M.Ed.St., Ph.D.
Consultant 2 : Dr. H. Nur Asik, M.Hum.

The objective of this research was to find out whether or not the use of Clairvoyance Technique could enrich the students' writing descriptive of the second years students at MTs As'adiyah No.43 Bontotenne.

This research employed quasi-experimental method with two group pre-test and post-test design. There were two variables in this study, they are independent variable (the use of Clairvoyance in teaching writing descriptive teks) and dependent variable (the writing descriptive teks of the students).

The population of this research was the second years students at MTs As'adiyah No.43 Bontotenne which consisted of 37 students. The sample of the research consisted of 30 students which was taken by using purposive sampling, 15 students were taken as experimental class and 15 students as controlled class. Actually, there are 37 students of both experimental and controlled class but the researcher only took students who were active in all of the pre-test, treatment, and post test.

The instruments of this research were writing test which are used in pre-test and post-test. The result of the data indicated that there was a significant difference between students' post-test score in experimental group and control group. The mean score of post-test (59.4) in experimental group was greater than the mean score of post-test (54.2) in control group. The standard deviation of post-test (9.8) in experimental group was fewer than the standard deviation of post-test in controlled class (11.3). From t-test, the researcher found that the value of t-test (1.154) was fewer than t-table (2.048) at the level of significance 0.05 with degree of freedom (df) =28.

Based on the finding and discussion of the research, the researcher drawn a conclusion that using Clairvoyance technique was not effective in teaching writing descriptive text at the second year students of MTs. As'adiyah No. 43.

CHAPTER I

INTRODUCTION

A. Background

English is one of the most popular languages used by most of people nowadays. Most of the countries around the world use English as their first or second language. English also plays a vital role in the world because it is always used in international forum. The reason why English is so popular is it has become a language of business. In Indonesia, English becomes the first foreign language beside France and Germany which is taught in Indonesian's school. It is taught from the Elementary School, Junior High School, Senior High School, and University level, even there are some Kindergartens in Indonesia that taught basics English to student.

There are four skills that students should master in English: listening, reading, speaking, and writing. They also can be divided into receptive and productive skills. They can make the learners more enjoy communicate in English and also can describe their mind and their ideas in English without problem. The four skills of English language are all important but for some people and based from the researcher itself writing is the most difficult skill in English. It has given an important contribution to human work.

Although writing is very important, it is deemed a difficult subject especially for the students. According to Heaton (1975), writing skill is more complex and difficult to teach, because it is not only a matter of grammatical and rhetorical devices but also conceptual and judgment elements. A large number of

research shows that most of English writing teaching time only focuses on the theory of grammar or writing concept. The researcher thinks that it is not enough to support the students in writing special genre.

According to the preliminary observations in MTs. As'adiyah No. 43 Bontotenne Wajo, the researcher found some problems that often happen in students' writing. The first, the students were lacked of interest in writing subject. The second, the students did not understand about the topic given by the teacher. The third, the student's lacked of vocabulary, so that they had difficulties in expressing their ideas. The fourth, the students were lack of grammar. Furthermore, the teacher assumed that the student's have not been interested in writing instruction as the influence of teaching method in the classroom.

To solve the problems above, the researcher will try to use Clairvoyance in teaching writing. According to Anderson (2015) the clairvoyance is an ability to see images and/or visions, like pictures in your Mind's Eye (Third Eye). Your Third Eye is located in the middle of your forehead between your two eyes and eye brows. Sometimes Clairvoyance are called Seers. The researcher considered that usage of clairvoyance technique can improve students' writing ability.

To know the effectiveness of using clairvoyance in enhancing students' writing ability in descriptive texts, the researcher conducted an experimental research with the title ***“Using Clairvoyance Technique in Teaching Writing Descriptive Text at the Second Grade Students of MTs. As'adiyah No. 43 Bontotenne Wajo”***.

B. Research Problems

Based on the previous background, the problem statements of this study were:

1. How was the students' writing ability before using Clairvoyance technique at the second grade students of MTs. As'adiyah No. 43 Bontotenne Wajo?
2. How was the students' writing ability after using Clairvoyance technique at the second grade students of MTs. As'adiyah No. 43 Bontotenne Wajo?

C. Research Objectives

Based on the problem statement above, the objectives of this research were:

1. To find out how the students' writing ability before using Clairvoyance Technique of the Second Grade at MTs. As'adiyah No. 43 Bontotenne Wajo was.
2. To find out how the students' writing ability after using Clairvoyance Technique of the Second Grade at MTs. As'adiyah No. 43 Bontotenne Wajo was.

D. Research Significances

This research were concerned with using Clairvoyance as a technique to improve the students' writing. This thesis were expected to grant theoretically and practically significant information on the importance of using Clairvoyance in

teaching writing. Related to the target of this research, the researcher will have theoretical and practical significance.

1. Theoretical Significance

This study could be used to give us evidence about the implementation or theory based on problem that faced above that is teaching students' writing ability by using Clairvoyance. Furthermore, the results of this study were to enrich theories and can be a reference for future studies related to Clairvoyance in teaching the students' writing ability at the second grade students.

2. Practical Significance

a. For students

The result of the research would make students to be interested and enjoy to study English by using Clairvoyance Technique, but increase their writing ability. The researcher also expects this strategy can change students' expectation about English.

b. For Teacher

Conducting this research would be useful to the teachers which could give them a new strategy in teaching writing ability; they will not be stuck only in some particular teaching strategies. Using Clairvoyance could be a good alternative or variation in teaching writing, where it will make the students enjoy following the lesson.

c. For the Next Researcher

The researcher intends to bring significance reference to other and next researcher as a reference for further studies on similar topic.

E. Research Scope

The scope of research focused on the use between Clairvoyance Technique on Teaching Writing Descriptive Text Ability of Second Grade Students at MTs. As'adiyah No. 43 Bontotenne Wajo, especially in accuracy of students' writing.

F. Operational Definition of Terms

To make the understanding about the title of this thesis easier, the researcher explained some technical terms in the title:

1. Descriptive Writing


Oshima and Hogue (2007 : 61) stated that “Descriptive writing appeals to the senses, so it tells how something looks, feels, smells, tastes, and/or sounds. A good description is a word picture; the reader can imagine the object, place, or person in his or her mind.” Pardiyono (2007) stated that a descriptive text is text which lists the characteristic of something or someone and description is a made of expository writing which is relied upon in other expository modes. Descriptive writing is the clear description of people, places, or things. Everything that tells in descriptive writing is very detailed points, so the reader can imagine what the writer want to tell.

2. Clairvoyance Technique

Clairvoyance technique is a technique that students used to pour the ideas out by ability to observe the future representation.

Anderson in Nita (2016) said that, the clairvoyance is ability to see images and/or visions, like pictures in your Mind's Eye (Third Eye).

Your Third Eye is located in the middle of your forehead between your two eyes and eye brows. Sometimes Clairvoyance is called Seers.



CHAPTER II

LITERATURE REVIEW

A. *Related Research Findings*

Writing as tools of communicate the ideas, learning and thinking made many research explore and expose the implementation of various techniques in teaching language. There are same research studies that support this research.

1. Nawati (2006) concluded that *Using Dictation Technique can Improve the Writing Ability of the Students of the First Year of SMAN 1 Makassar*. It is proved by the t-test of students' test that is 9.7, which is greater the t-test value that is 2.045.
2. Mahadir (2011) *Interest to Use Inquiry-Based Learning Strategy to Improve Students' Writing Ability at the First Year of SMA Negeri 5 Makassar*. Basedon his research that was conducted showed that the use of inquiry-based learning strategy helped the students in learning process and facilitate the teacher to deliver the materials.
3. Rajab (2016) *The Influence between Clairvoyance Technique and Talk Show Strategy on Teaching Students' Speaking Ability of Second Grade at SMK Negeri 3 Takalar*. The students' speaking ability in terms of their accuracy in using Clairvoyance Technique of the Second Grade at SMK Negeri 3 Takalar was improved related to accuracy. It can be seen from the findings which shows that the percentage of the students who get good and fair score are increased after taught by using Clairvoyance Technique. Before taught by using Clairvoyance Technique, only five

students got fair score and the other got poor score and after taught by using Clairvoyance Technique there are fourteen students got fair score, five students got good score, and one student got poor score.

B. Some Partinents Ideas

1. The Concept of Writing

a. Definition of Writing

Lindblom (1983: 13) gave definition of writing as studying to focus our mind on important matters, and learning about them. By this activity, a person can find the solution of difficult problem, master the fact even by writing, a person also can communicate their mind that cannot be done through other way. We can say that writing is the act of expressing something through the application of language system. So, when we write, there are two problematic areas namely “what to write and how to write it”. It is then understandable that language skills are meant as the ability to manipulate the rules of language conventionally, while extra linguistic system or knowledge of the world refers to what the writer knows about the subject to write.

Byrne (1984: 6) stated that writing is clearly more than the prediction of the sounds. The symbols have been arranged according to certain in convention. As rule, however the students do not write just one sentence or a number of sentence as arranged in particular order and linked together in certain ways. Writing involves the encoding of message of some kinds that translate throughout into language.

Kroma (1988) argued that writing is kind of activity where the writer expresses all ideas in his mind in the paper (print) from words to sentences, sentences to paragraph to essay. In relation about it, Lannon (1992) describes that writing is process of transforming the material you discover by research, accident, trial and error, or whatever into message which has a meaning. In short, writing is deliberated process.

Writing is transpiring data or feeling to another as the reader. In another word, it is a communication process by undirected speech or reported speech. In addition, Angelo and Patricia (1993) considered that writing is a form of thinking for a particular audience, and for a particular occasion. According to this concept that one of the most important tasks as a writer is to master the principles of writing and thinking that will help to achieve his goal. The most important of these principles are those of invention arrangement, and style invention is the process of discovering ideas for speaking or writing arrangement.

Harmer (1991: 30) argued that “Writing is a productive skill which involves thought and emotions. It is a medium of communication. Writing cannot be mastered at once but it needs practice. The practice may include imitating or copying words and sentence from the given ideas or expressing free ideas based on the writer knowledge experience and point of view”.

According to Trimmer and Summer (1983) that writing is one way to convey something about ourselves or to communicate ideas to people beyond our immediate to learn something you did not know. Furthermore, West in Umami (2001) states that reason for learning to write well is to trans-unit idea for people

specially those who are distance in time and space. Writing can be a process of self-discovery about who we are what we think.

Based on some definitions presented, writing could be defined as a complex process which by looks at and understands what has been written, the combination of some components that result of one active attempt the part of the reader to understand writer's message. Writing is a part of language skill which requires and elliptical ability in order to construct a brief and good order of sentence. As one of the language skill in English, writing is used to express the student ideas, opinion or comments which are conveyed in the written form. The researcher concludes that writing is expression writers' idea in a written symbol form on paper in order the reader can read and get the meaning of writers' opinion.

b. The Importance of writing

There are a lot of reasons why writing is important. Some of them are stated by Heaton (1991) below:

- 1) Writing is a tool for discover, we stimulate our though process by the act writing into information and image we have unconscious mind.
- 2) Writing generates new ideas by helping us to make connection and relationship.
- 3) Writing helps us to organize our ideas. We can arrange them in coherence form.

c. The Characteristic of Good Writing

There are some characteristic of good writing as Adelstein and Pival (1980) states as follows:

- 1) Good writing reflects the writing skill to organize the material into coherence whole so that it moves logically from a sentence, dominant idea, to the supporting and finally to consistent ending, conveying to the reason sense of a well thought out plan.
- 2) Good writing reflects the writer skill to write the interest readers in subject and demonstrate a thought sound understanding of it.
- 3) Good writing reflects the writer skill to criticize the draft and revise it.
- 4) Revision is the key of effective writing.
- 5) Good writing reflects the writer skill to use the approach vice suit the purpose and audience of the occasion.

In another hand, Nordquist (2017) listed four characteristics of a good writing, namely: significance, clarity, unity and organization, and adequate development. They are described as follow:

- 1) Significance

Writing is significance if the readers enjoy it reading and learn something from it. In order to produce a significance writing, the author has to under estimate his own resources. He has to have valuable information about some activities interest that someone would like to read about it.

2) Clarity

One thing is very important in writing is clarity. A piece of writing that lacks clarity will annoy the reader.

3) Unity and organization

A piece of writing is called unity if each sentence in paragraph develops or supports the main idea of the paragraph and connects in the same ways with any sentences that same before and after it.

4) Adequate development

In writing, the author establishes a contract with the reader that contract can take various from such as a title that predicts and opening question that must be answered, a thesis statement to be developed, or an anecdote.

d. Components of writing

There are five significant components of writing according to Heaton (1991). They are content, organization, grammar, vocabulary, and mechanics.

1) Content

The content of writing should be clear for the readers so that the readers can understand the message convey and gain information from it. In order to have a good content of writing, its content should be well unified and completed. This term is usually known as unity and completeness, which become characteristic of good writing.

2) Organization

In organization of the writing concern with the ways through writer arranges and organizes the ideas in order the message in the words. There are many ways used by the writers to organize or arrange the writing this organization is mainly recognized as order.

3) Grammar

In order to have grammar in writing, writers should attention to the use of grammatical rules concerning tenses, preposition, conjunction, clause (adjective or adverb clauses), articles, etc. The lack of knowledge of grammar will make the content of writing vague and can lead to misunderstanding.

4) Vocabulary

Vocabulary is one of the language aspect dealing the process of writing. The writers always think about putting words into the sentences and putting the sentences into the paragraph until they can create a piece of writing. It is clear now that we cannot write or express if we do not have vocabulary. Therefore, we cannot understand the writing passage without having a lot of vocabulary. Vocabulary as one of the important components of writing should take in to consideration by the English leaner and English teacher, because there is n doubt that learning the words of the language.

5) Mechanics

The use of mechanics is due to capitalization, punctuation, and spelling appropriately. These aspects are very important, it leads the readers to understand, to recognize immediately. The use of favorable mechanic in writing will make readers easy to group the conveying ideas or the message to the written materials.

e. Writing Forms

Students often write personal narratives about experiences in their own lives. They may write about a vacation whatever they want to go. Sometimes they may choose to report information about dinosaurs, making candles, or other topics they are knowledgeable about. According to Temple (1982), many other forms of writing are available to the students, in the following:

1) Journal writing

Students write in personal journals about events in their lives, in dialogue journals to converse with classmates and the teacher, in learning logs to document learning in content area classes, in reading logs to reflect on literature, and in simulated journals in the role of a historical personality or literary character.

2) Descriptive writing

Students use observation, sensory words, and comparisons to write descriptions of objects, people and events.

3) Letter writing

Students write friendly letters to pen pals and authors, courtesy letters, and business letters to request and share information.

4) Biographical writing

Students write biographies of well-known contemporary and historical personalities, personal narratives about experiences in their own lives, and autobiographies to document their own lives.

5) Expository writing

Students write reports and other forms of expository writing to share information about social studies, science, and familiar topics.

6) Narrative writing

Students retell familiar stories, write stories a well-developed structure, and rewrite stories from different points of view.

7) Poetic writing

Students play with words, create word pictures, and write poems.

8) Persuasive writing

Students use persuasion techniques and propaganda devices to write persuasive essays and letters and create advertisements and commercials.

f. Kinds of Writing

Hornby (1995) divided writing into four kinds, as follows: narration, description, exposition, and recount.

1) Narration

Narration is the form of writing use to relate the stay of act of events. Narration places occurrences in time and tell what happened according to natural time sequence. One thing happens and then another thing happens, and the events are told in the same order. A narration tells a story series of conducted incidents or an action process of an action. In narration, the incidents that make up the story are usually told in order in which they would really happen. Types of narration include short story, novels, and new stories, as well as a large part of our every day social interchange in the form of latter and conversation.

Narration is writing which tells a story. When a writer uses this method of development of writing, he intends to tell readers something that happened and how it happened. The story or ideas in narration are ordered chronologically, starting from the beginning up to the end.

2) Description

Description is a form writing that describes something. It is reproduces the way thing looks, smell, taste, feel, or sound. It may also evoke mood such as happiness, loneliness, or fear. It used to created visual image of people, places event of units of time or reason. It may be used also to describe more than outward appearance of people. It may tell about their tries of character of personality.

Description is writing which attempts to create a picture in the readers mind. When a writer uses this method to write, he intends to make the readers vividly aware of what something look like, sounded like, smelled like, field like, or started like. When the writer uses description mode, he is trying to recreate in words something he perceived through his five senses or created in his imagination. Descriptive is common way to present details, but it often appears with others forms or pattern of development.

3) Exposition

Exposition is the form of writing that explains something. It often answers to the question of what, how, and why. It used in giving information, making explanation, and meanings. Its purpose is to present ideas and to make the ideas clear as possible.

Exposition is writing which informs or explains. When a writer uses exposition, he intends that readers will understand the something informed or explained more clearly when they have finished reading the writing. Exposition or expository writing, which is informative writing, designed to explain or clarify facts and ideas. It is the kind of writing most often required of college students and people holding job that required a college education.

4) Recount

Recount is a text which retells events or experience in the past. Its purpose is to retell events. The generic structures of recount are orientation-events-reorientation. It has a similarity with the generic structures of narrative. The differentiated of recount text with narrative text only is in events. There is no

complication in recount.

g. Writing Process

The writing is a way of looking at writing instruction in which the emphasis is shifted from students' finished products to what students think and do as they write. Furthermore, Temple (1982) state that writing activity generally requires several processes namely prewriting, drafting, revising, editing and publishing. To make it clearer, the explanation is as follows:

1) Prewriting

Prewriting is the getting-ready-to-write stage. The traditional notion that writers have thought out their topic completely is ridiculous. If writers wait for the ideas to be fully developed, they may wait forever. Instead, writers begin tentatively talking, reading, and writing to see what they know and direction they want to go.

Prewriting has probably been the most neglected stage in the writing process; however, it is as crucial to writers as a warm up is to athletes. During the prewriting stage, the activities are: (1) choosing a topic, (2) considering purpose, form, and audience, and (3) generating and organizing ideas for writing.

2) Drafting

In the process approach to writing, students write and refine their compositions through a series of drafts. During the drafting stage, students focus on getting their ideas down on paper. Because writers do not begin writing with their compositions already composed in their minds, they begin with tentative ideas developed through prewriting activities.

The drafting stage is the time to pour out ideas, with little concern about spelling, punctuation, and other mechanical errors. The activities in this stage are: (1) writing a rough draft, (2) writing leads, and (3) emphasizing content, not mechanics.

3) Revising

During the revising stage, writers correct their ideas in their compositions. Often students terminate the writing process as soon as they complete a rough draft, believing that once their ideas are jotted down the writing task is complete. Experienced writers, however, know they must turn to others for reactions and revise on the basis of these comments.

Revising is not just polishing writing; it is meeting the needs of readers by adding, substituting, deleting, and rearranging material. The word revision means “seeing again”, and in this stage writers see their compositions again with their classmates and the teacher helping them.

Revising is the examination of the draft to find mistakes, deficiencies or irrelevant points and after that improving the text. Revising should be better done after the completion of the first draft, so that it will not interrupt the flow of writing. The activities in the revising stage are: (1) rereading the rough draft, (2) sharing the rough draft in writing group, and (3) revising on the basis of feedback received from the writing group.

4) Editing

Editing is putting the piece of writing into its final form. Until this stage, the focus has been primarily on the content of students' writing. Once the focus changes to mechanics, students polish their writing by correcting spelling and other mechanical errors. The goal here is to make writing "optimally readable".

Writers who write for readers understand that if their compositions are not readable, they have written in vain because their ideas will never be read. Students move through three activities in the editing stage: (1) getting distance from the composition, (2) proofreading to locate errors, and (3) correcting errors.

Editing means that how to correct the organization of writing and seeing the wrong words. Furthermore, Flower and Hayes in Indrayani (2007) say that there are four types of editing:

- a) Editing for standard language conventions: spelling, grammar, repetitions.
- b) Editing for accuracy of meaning: wrong words, ambiguities.
- c) Editing for reader understanding: unusual words, missing contexts.
- d) Editing for reader reacceptance: offensive tone and consistency.

5) Publishing

In the final stage of the writing process, students publish their writing and share it with an appropriate audience. As they share their writing with real audiences of their classmates, other students, parents, and the community, students come to think of themselves as authors. The ways to share writing are students read their writing to classmates, or share it with larger audiences through hardcover that are placed in the class or school library, class anthologies, letters,

newspaper articles, plays, filmstrips and videotapes, or puppet shows.

2. The Concept of Clairvoyance

a. The Definition of Clairvoyance Technique

Anderson in Rajab (2016) said that, the clairvoyance is ability to see images and/or visions, like pictures in your Mind's Eye (Third Eye). Your Third Eye is located in the middle of your forehead between your two eyes and eye brows. Sometimes Clairvoyance is called Seers.

According to *dictionary.com* clairvoyant is power of seeing objects or actions beyond the range of natural vision (*dictionary.com*, 2017). It is higher level than intuitive. The word clairvoyant comes from French, clair:clear and voyant/voir: see, which means clear seeing in future vision (Weiner, 2017).

If the word clairvoyant connects with language, it defines that the language does not have signs at its disposal, but acquires them by creating them, when a language acts within a language so as to produce in it a language, an unheard of and almost foreign language. The first interjects, the second stammers, the third suddenly starts with a fit. Then language has become Sign or poetry, and one can no longer distinguish between language, speech, or word. And a language is never made to produce a new language within itself without language as a whole in turn being taken to a limit. The limit of language is the thing in its muteness-vision. The thing is the limit of language, as the sign is the language of the thing. (Deleuze, 1997)

Weiner (2017) also defines “the words appeared on my forehead in groups short enough for me to remember and write them down and the continuation or interruptions were included in this word-group seeing. This is true even though the style varies from a journalistic technique to a poetic technique and a prose

technique”.

Clairvoyance is technique that students used to pour their ideas out by ability to observe the future representation. Students will be asked by the teacher to imagine what he would do if he became someone or become objects etc. The time worked alone and planned presentation, help to learn English to gain the confidence and competence in the production of spoken English. This technique involves the students in which he would put the idea what will he do after do after he become someone he wants or objects that he wants to get or future he envisioned. The advantages of clairvoyance are they will be more relaxed to speak and pour the idea.

b. Procedures in using Clairvoyance

The researcher used Clairvoyance technique in teaching writing to the students. After the pre-test, the researchers teach the students for 8 meetings. Teaching and learning processes are as follows:

- 1) The researcher gives motivation before starting the materials
- 2) The researcher gives some explanation about the learning process.
- 3) The researcher show what writing is.
- 4) The researcher asks the students' to writing their self and what the future dream.

- 5) The researcher give topic according to the students' future dream and asks the students to write as well as they can by use Clairvoyance technique.

C. Theoretical Framework

The theoretical framework underlying this research will give in following figure:

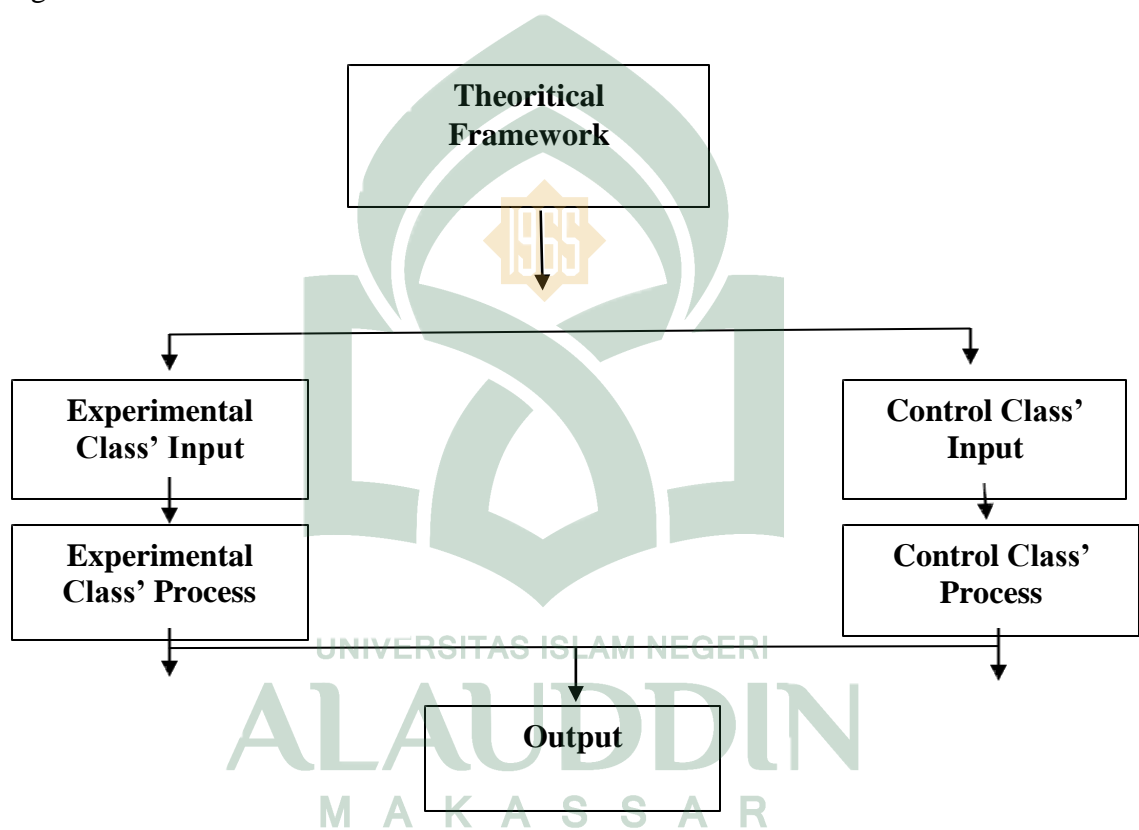


Figure 1: Theoretical Framework

Note:

The three variables above; input, process, and output are briefly classified as follow:

- 1) Input refers to method used in both of experimental and control class which consists of writing materials.
- 2) Process refers to this process ran through a treatment in teaching writing ability.
- 3) Output refers to student's writing mastery after using Clairvoyance Technique.

D. Hypothesis

Based on the research focus, the researcher puts forward the hypothesis, namely:

- 1) Null hypothesis (H₀): There is no significant difference the students' writing of experimental and control group.
- 2) Alternative hypothesis (H₁): There is a significant difference the students' writing of experimental and control group.

CHAPTER III
RESEARCH METHOD

A. Research Design

The design of this research was quasi-experiment. This design was exactly like pre-test post-test control group design except that there is no random assignment into group (Sugiyono, 2014). A group of subject who received a treatment, experimental group, is compare to control group who dids not receive a treatment. Therefore, the researcher had two groups of people as the sample, one was in the control group and another was in the experimental group. Furthermore, they were chosen without random.

The design was as follow:

Experimental Group:	0₁	X	0₂
Control Group:	0₃		0₄

Figure 2 : Design Experimental Group & Control Group

Where:

0₁ = pre-test for experimental group

0₂ = post-test for experimental group

0₃ = pre-test for control group

0₄ = post-test for control group

X = treatment

(Sugiono, 2014)

B. Research Variable

According Arikunto (2013) the kinds of variable that correlated with the research design consist of two variables: independent and dependent variable.

1. Independentvariable

Independent variable is a variable that influenced another variable to achieve what is expected by researcher. The independent variable of this research was the use of clairvoyance technique.

2. DependentVariable

Dependent variable was the result that expected through implement of the independent variable. The dependent variable that observed in this research was students' writing ability.

C. Research Location

This research was done at MTs. As'adiyah No. 43 Bontotenne, sub-district Ujungpero, district Sabbangparu, Regional Wajo, Province South Celebes. There was farmer and fisherman area. It was located about 15 kilometers from the regional city (Sengkang) and about 200 kilometers from province city (Makassar). The school had been licensed by National Accreditation and got point B after the school got a gift in Accreditation Boost from AUSAID. But, in researcher observation, there was not anyone of the teachers as Public Civil of Government (ASN) even the Headmaster only that had been received Professional Certificate. In addition, the English teacher there is a student.

Based on the explanation above, the researcher took that school as research location because the school really needed a help in teaching English especially

writing. Therefore, researcher really expected that the result of the research will be useful for the teachers and the students there.

D. Population and Sample

1. Population

Arikunto (2013) said that population is the whole certain aspect of researcher. Population in this research was the second grade students of MTs.As'adiyah No. 43 Bontotenne. The number of the class of population was one class. The researcher estimated that the total of population is about 37 students.

2. Sample

The researcher chose purposive sampling as the technique to take sample in this research. Which are the researchers will take one class. 15 students as experimental group and 15 students as control group. The researcher only took 30 students as sample in this research because the other seven students were not fully participated in the research's procedure.

E. Research Instruments

In this research, the researcher applied written test as the instruments. Which are consists of two kinds. The first was pre – test will do before doing the treatment and the second was after doing the treatment. The pre – test and post – test (competence test). It was for measuring the students' achievement or understanding of the material.

F. Data Collection Procedure

1. Pre-test

Before giving treatment, the researcher gave a pre-test using written test to find out the writing ability of the students. In this Pre-test the researcher gave the students some topic and then the students expressed their ideas in writing.

The stages in giving pre-test to the students:

- a. The researcher asked the students to pay attention.
- b. The researcher explained about the purposes of this research.
- c. The researcher explained the instrument writing test that will be given to the students.
- d. The researcher gave the students some topic and then expressed their ideas in writing about the topic for 30 minutes.

2. Treatment

The next step was the treatment. The researcher applied Clairvoyance technique in teaching writing to the students. After the pretest, the researcher taught the students for 8 meetings. Teaching and learning processes were as follows:

- a. Students were given motivation before starting the materials.
- b. The researcher gave some explanation about the learning process.
- c. The researcher showed what writing is.
- d. The researcher gave topic according to the students' future dream and the students expressed it in writing text by use Clairvoyance technique.

3. Post-test

Post-test was given after treatment to the experimental class aimed to measure whether the use of clairvoyance technique is effective in teaching the students' writing ability. Type of the post-test was written test.

The stages in giving post-test to the students:

- a. The researcher told the students that they would do in the test, namely post-test.
- b. The researcher explained about what they would do in this test.

G. Data Analysis Technique

The data obtained through pre-test and post-test. Will be analyzed through the following procedure:

1. Classifying the score answer by using scoring rubric.

Item Analysis	Score	Criterion of scoring
Content	30-27	Excellent : knowledgeable-substantive etc
	26-22	Good : some knowledge of subject-adequate range
	21-17	Fair : limited knowledge of subject-little substance
	16-13	Very poor : does not show knowledge of subject-non substantive
Organization	20-18	Excellent : fluent expression-ideas clearly stated
	17-14	Good : somewhat choopy-loosely organized but main ideas stand out
	13-10	Fair : not fluent-ideas confused or disconnected
Vocabulary	9-7	Very poor : does not communicate-no organization
	20-18	Excellent : sophisticated range-effective word/idiom choice and usage
	17-14	Good : adequate range-occasional errors of word/idiom form, choice, usage, but meaning not obscured
	13-10	Fair : limited range-frequent errors of word/idiom form,choice,usage

	9-7	Very poor : essentially translation-little knowledge of english vocabulary, idioms, word form
Grammar / Language Use	25-22	Excellent : effective complex construction, few errors of agreement, tense, etc
	21-18	Good : effective but simple constructive in grammar
	17-11	Fair : major problem is simple/complex construction in grammar
	10-5	Very poor : virtually no mastery of sentence construction rules
Mechanic	5	Excellent : demonstrates mastery of conventions
	4	Good : occasional errors of spelling, punctuation, capitalization, etc
	3	Fair : frequent errors of spelling, punctuation, capitalization, etc
	2	Very poor : no mastery of conventions, dominated by errors of spelling, punctuation, capitalization, paragraphing, etc
Total score	100	

Table 1 : Scoring rubric

Scale	Classification
80-100	Excellent
60-79	Good
40-59	Fairly Good
20-39	Fair
0-19	Very Poor

Table 2 : Scale and Classification

2. Finding out of the mean score of the students' answer by using the formula:

$$\bar{X}_1 = \frac{\sum X}{N}$$

Notation= \bar{X} = Meanscore

\sum = The total score

N = The total number of the students

(Gay. 1981)

3. Finding out standard deviation of the students' score in pre-test and post-test by applying formula below:

$$SD = \sqrt{\frac{\sum x^2 - \frac{(\sum x)^2}{N}}{N-1}}$$

Where:

SD : Standard deviation

$\sum x$: The sum of all score

$\sum x^2$: The sum square of all sore

N : Total number of students

(Gay, 1981)

4. Finding out the significant differences (t-test) between the score of pre-test and post-test by using the following formula:

$$t = \frac{X^1 - X^2}{\sqrt{\frac{SS_1 + SS_2}{n_1 + n_2 - 2} \left(\frac{1}{n_1} + \frac{1}{n_2} \right)}}$$

Where:

t : Test of significance

X^1 : The mean score of experiment group

X^2 : Mean score of control group

SS_1 : Sum of square experiment group

SS_2 : Sum of square control group

n_1 : Total number of experiment group

n_2 : Total number of control group

(Gay: 1981)

CHAPTER IV

FINDING AND DISCUSSION

This chapter generally presents the findings of the research which are presented as data description, and the discussion of the findings reveals argument and further interpretation of the findings. In this chapter, the reseracher analyzed the data consisting of the result of pretest and posttest not only in experimental class but also control class.

A. Findings

The findings of the research were based on the results of the data analysis. The data analysis was used to collect data. The writing test consists of pre-test and post-test. The pre-test was given to find out the initial students' writing before presenting Clairvoyance Technique, and the post-test was given to find out the improvement of the students' writing after giving the treatment.

1. The Classification of Students' Pre-test and Post-test Scores in Experimental Group

The following table shows the distribution of frequency and percentage of final score of students' writing at the second years students, MTs As'adiyah No.43 Bontotenne in pre-test and post-test in experimental class.

No.	Classification	Score	Frequency	Percentage
1.	Excellent	80-100	0	0 %
2.	Good	60-79	6	40%
3	Fairly Good	40-59	9	60%

4.	Fair	20-39	0	0%
5.	Very Poor	0-19	0	0%
Total			15	100 %

Table 3: The distribution of frequency and percentage score of experimental class score in pre-test

Table 1 above shows the rate percentage of score of experimental class in pre-test from 15 students, none of the student got excellent score. There were 6 (40%) students got good score, 9 (60%) students got fairly good score, 0 (0%) students got fair score, and 0 (0%) student acquired very poor score.

No.	Classification	Score	Frequency	Percentage
1.	Excellent	80-100	0	0 %
2.	Good	60-79	12	80%
3	Fairly Good	40-59	3	20%
4.	Fair	20-39	0	0%
5.	Very Poor	0-19	0	0%
Total			15	100%

Table 4: The distribution of frequency and percentage of experimental group score in post-test

While, the rate percentage of score of experimental group in post-test from 15 students, none of the student got excellent score. There were 12 (80%) students got good score, 3 (20%) students got fairly good score, 0 (0%) students got fair score, and 0 (0%) student acquired very poor score.

Based on the result above, it can be conclude that the rate percentage in

post-test was higher than the rate percentage in pretest.

2. The Classification of Students' Pre-test and Post-test Scores in Control Group

The following table shows the distribution of frequency and percentage of final score of students' writing at the second years students, MTs As'adiyah No.43 Bontotenne in pre-test and post-test in control group.

No.	Classification	Score	Frequency	Percentage
1.	Excellent	80-100	0	0 %
2.	Good	60-79	5	33.4%
3.	Fairly Good	40-59	10	66.6%
4.	Fair	20-39	0	0%
5.	Very Poor	0-19	0	0%
Total			15	100 %

Table 5: The distribution of frequency and percentage of control group score in pre-test

Table 3 above shows the rate percentage of score of control class in pre-test from 15 students, none of the student got excellent score. There were 5 (33.4%) students got good score, 10 (66.6%) students got fairly good score, 0 (0%) students got fair score, and 0 (0%) student acquired very poor score.

No.	Classification	Score	Frequency	Percentage
1.	Excellent	80-100	0	0 %
2.	Good	60-79	6	40%
3.	Fairly Good	40-59	8	53.3%

4.	Fair	20-39	1	6.7%
5.	Very Poor	0-19	0	0%
Total			15	100%

Table 6: The distribution of frequency percentage of control group score in post-test

While, the rate percentage of score of control group in post-test from 15 students, none of the student got excellent score. There were 6 (40%) students got good score, 8 (53.3%) students got fairly good score, 1 (6.7%) students got fair score, and 0 (0%) student acquired very poor score.

Based on the table 3 and 4, it can be concluded that the rate percentage in post-test was lower than the rate percentage in pre-test.

3. The Mean Score and Standard Deviation of Experimental Group and Control Group

After calculating the result of the students score, the mean score and standard deviation of both classes can be presented in the following table

Group	Mean Score	Standard Deviation
Experimental	59.4	9.8
Control	54.2	11.3

Table 7: The mean score and standard deviation of experimental class and control class in post-test

The table above shows that, the mean score of experimental group in post-test was 59.4 and the standard deviation of experimental group was 9.8 , while the mean score of controlled class in post-test was 54.2 and its standard deviation was

11.3. It means that, the mean score of control group was lower than mean score of experimental group.

The significant score between experimental and controlled class can be known by using t-test. The result of t-test can be seen in table 6 as follows:

Variable	t-test value	t-table value
Post-test	1.154	2.048

Table 8: Distribution the value of t-test and t-table in post-test

The table above shows that t-test value was lower than t-table. The result of the test shows there was not significant difference between t-table and t-test ($2.048 > 1.154$), it means that t-table was larger than t-test.

The result of the t-test statistical analysis shows that there was not significant difference between the experimental group who got treatment by using Clairvoyance technique with control group who got treatment by conventional method. The statement was proved by the t-test value (1.154) which is lower than t-table value (2.048), at the level of significance 0.05 and the degree of freedom $(N_1 + N_2) - 2 = (15 + 15) - 2 = 28$.

B. Discussion

Based on the finding above, it can be concluded that using Clairvoyance technique in teaching writing at the second year students of MTs. As'adiyah No. 43 Bontotenne was not effective. There are several points that make Clairvoyance technique was not effective.

The first point is the students did not have enough vocabularies for writing especially descriptive text because vocabulary is the most important component in

writing. Not only the students was difficult in writing but also in memorizing vocabularies.

The second point is grammar. Students lack of grammar made the students difficult to write their idea in full concept. They only tried to write their idea in simple sentence even though their ideas were very interesting to write.

The third point is organization. Students could not organize their writing ideas in good organization. It was caused by their lack of grammar. Their lack of grammar made they difficult to write enough paragraph that could be organized well.

Actually, their content was interesting. Their descriptive text would be amazing if they had ability to write their ideas in full concept, because the students could use clairvoyance technique so well when they tried to imagine the future concept of the topic that be given.

To conclude this research, it was shown that all data found and discussed in this chapter referred to the acceptance of the null hypothesis. It means that Clairvoyance technique was not effective in teaching writing descriptive text at the second year students of MTs. As'adiyah No. 43.

CHAPTER V

CONCLUSION AND SUGGESTION

This chapter consists of two parts. The first part deals with conclusion of the finding, and the second part deals with suggestion.

A. Conclusion

Based on the result of the data analysis, research findings, and discussion in the previous chapter, the researcher concluded that:

1. The students' writing ability before using Clairvoyance technique at the second grade students of MTs. As'adiyah No. 43 Bontotenne Wajo were fairly good, it was shown in students' score of pre test which got 56,3 in experimental group and 53,3 in control group.
2. The students' writing ability after using Clairvoyance technique at the second grade students of MTs. As'adiyah No. 43 Bontotenne Wajo were fairly good, it was shown in students' score of pre test which got 59,4 in experimental group and 54,2 in control group.


B. Suggestion

Considering the conclusion above, the researcher puts forward some suggestions as follows:

1. Clairvoyance Technique is not suggested to be used by teacher as an alternative technique in teaching writing descriptive text if the students do not have enough vocabulary for writing. Because the researcher conducted the research in Junior High School, the technique is not

successful, the researcher advised this technique may be appropriate in Senior High School or University students level due to their more knowledge.

2. Clairvoyance Technique is not suggested in teaching writing if the students still lack of grammar. Because clairvoyance technique improved writing idea or content only. It did not improve the other writing component such as vocabulary, grammar, organization, and mechanics.



BIBLIOGRAPHY

- Adelstein, M.M.E. Pival J.G., *The Writing Commitment 2*. New York. 1980.
- Anderson, Margaret. *Awakening your Psychic Abilities and Spiritual Awareness*. Retrieved from maggiebliss.com/wp-content/uploads/2015/08/AwakPsy_eBook_MaggieAnderson on 30 April, 2015 in Makassar.
- Angelo, Thomas and Patricia Cross, *Classroom assessment Techniques: A Handbook for College Teachers, 2d ed.* San Francisco: Jossey Bass 1993.
- Arikunto, Suharsimi. *Prosedur Penelitian; Suatu Pendekatan Praktek*. Jakarta: PT. Rineka Cipta. 2013.
- Bull, Victoria. *Oxford Learner Pocket Dictionary; Fourth Edition*. China: Oxford University Press. 2011.
- Byrne, Donn. *Teaching Writing Skills; Longman Handbooks for Language Teachers*. London and New York: Longman. 1984.
- Deleuze, Deleuze. *Essays: Critical and Clinical*. Minneapolis. 1997.
- Departemen Pendidikan Nasional. *Petunjuk Teknis Pengajaran Bahasa Inggris*. Jakarta : Depdiknas. 2005.
- Depdikbud. *Garis-garis Besar Pengajaran Bahasa Inggris*. Jakarta: Departemen Pendidikan dan Kebudayaan. 1985.
- Gay, L.R. *Educational Research Competencies for Analysis and Applications*. Second Edition. Florida International University. Ohio, Bell and Howell Company. 1981.
- Harmer, Jeremy. *The Practice of English Language Teaching*, London: Longman Group UK Limited, 1991.
- Heaton, J.B. *Writing English Language Test*. New York: Longman. 1991
- Hornby, A.S., *Oxford Advanced Learners Dictionary of Current English*. London: Oxford University Press. 1995.
- Indrayani, Mastira., *Improving Students' Ability to Write Descriptive Paragraphs*. Thesis S1, UNM Makassar. 2007.
- Dictionary.com/browse/clairvoyant Retrieved on 2017 in Makassar.
- Klym, Jason. *Future thinking*. 2009. Retrieved on 30 April 2015 in Makassar.
- Kroma, SK., *Action Research in Teaching Composition*. English Teaching Forum. 1988
- Lannon, John M., *The Writing Process: A Concise Rhetoric, Reader, and*

- Handbook*, Pearson, 1992.
- Lindblom, Peter. *Writing with Confidence*. New York: Harper Collins Publisher.1983.
- Mahadir. *Interest to Use Inquiry-Based Learning Strategy to Improve Students' Writing Ability at the First Year of SMA Negeri 5 Makassar*. English Education Departement, University of Muhammadiyah Makassar. 2011.
- Nawati, Aries M. *Using Dictation Technique to Improve Students' Writing Ability*. Faculty of Language and Arts, State University of Makassar. 2006.
- Nordquist, Richard. *What Are the Characteristic of good writing*. Retrived from www.thoughtco.com on 2017
- Oshima, A., & Hogue, A. *Introduction to Academic Writing*. New York: Pearson Education, 2007.
- Pardiyono. *Teaching Genre-Based Writing*. Yogyakarta: Penerbit Andi, 2007.
- Rajab, Nita Wahyuni. *The Influence between Clairvoyance Technique and Talk Show Strategy on Teaching Students' Speaking Ability of Second Grade at SMKNegeri 3 Takalar*. English Education Departement, State Islamic University of Makassar. 2016.
- Suardi, Rahmat. *The Comparison between Auditory and Visual Learners Improvement in Writing Skill by Dictation Method at the Second Year Students of SMP Negeri 3 Bajeng*. English Education Departement, University of Muhammadiyah Makassar. 2012
- Sugiyono. *Metode Penelitian Pendidikan, Cet. Ke-20*; Bandung: Alfabeta, 2014.
- Temple, Charles A., *The Beginning of Writing*. Second Edition. USA: Copyright by Allyn and Bacon, Inc. 1982.
- Trimmer and Summer., *Writing with a Purpose (8 edition)*. Boston: Houghton Mifflin Company. 1983.
- Umami, Hani., *The Use of Photograph as Device in Teaching Descriptive English Writing*. 2001.
- Weiner, Hannah. <http://library.ucsd.edu/speccoll/m504/index14.html> Retrieved on 2017.
- Wilkins. D.A. *Lingusitic in Language Teaching*. First Edition, London: ohancerpress. 1979.

APPENDIX A

The Row Score of the Student's Pre Test and Post Test in Experimental Group

No	Respondents	Pre-test		Post-test	
		Score (X)	X_1^2	Score (X)	X_1^2
1	Sri Wahyuni	75	5625	78	6084
2	Muhammad Aldi T	50	2500	50	2500
3	Ahmad Ali Dehlavi	60	3600	60	3600
4	Andi Asriadi	50	2500	60	3600
5	Gusti Wardani	50	2500	60	3600
6	Nurul Ahda Ali	60	3600	68	4624
7	Ambo Enre	60	3600	65	4225
8	Muh. Yunus	55	3025	65	4225
9	Indri Sri Wahyuni	60	3600	65	4225
10	Rahman Ibrahim	50	2500	60	3600
11	Agus Henri	55	3025	60	3600
12	Erwin	50	2500	40	1600
13	Ancu Kurniawan	55	3025	40	1600
14	Alfiansa	60	3600	60	3600
15	Rahmadani	55	3025	60	3600
Total		845	48225	891	54283

APPENDIX B

The Row of the Student's Pre Test and Post Test

In Control Group

No	Respondents	Pre-test		Post-test	
		Score (X)	X_2^2	Score (X)	X_2^2
1	Riska Herman	70	4900	68	4624
2	Norma	40	1600	55	3025
3	Liah	50	2500	60	3600
4	Besse Nurwardani	50	2500	65	4225
5	Aldi B	40	1600	40	1600
6	Ambo Intang	50	2500	50	2500
7	Asriadi	60	3600	60	3600
8	Ahmad Rifki	55	3025	50	2500
9	Muh Aksan	45	2025	30	900
10	Rika Satriani	45	2025	50	2500
11	Imran	65	4225	65	4225
12	Muh. Fadel Abdullah	70	4900	70	4900
13	Sharif Atmajha	60	3600	40	1600
14	Kiki Reski	50	2500	55	3025
15	Muh. Erwin	50	2500	55	3025
Total		800	44000	813	45849

APPENDIX C

The Mean Score of Experimental Group and Control Group

A. Experimental Group

1. Pre-test

$$\bar{X}_1 = \frac{\sum X}{N}$$

$$\bar{X}_1 = \frac{845}{15}$$

$$\bar{X}_1 = 56,3$$

2. Post-test

$$\bar{X}_1 = \frac{\sum X}{N}$$

$$\bar{X}_1 = \frac{891}{15}$$

$$\bar{X}_1 = 59,4$$

B. Control Group

1. Pre-test

$$\bar{X}_2 = \frac{\sum X}{N}$$

$$\bar{X}_2 = \frac{800}{15}$$


$$\bar{X}_2 = 53,3$$

2. Post-test

$$\bar{X}_2 = \frac{\sum X}{N}$$

$$\bar{X}_2 = \frac{813}{15}$$

$$\bar{X}_2 = 54,2$$



APPENDIX D

Standard Deviation of Experimental Group and Control Group

A. Experimental Group

1. Pre-test

$$SD = \sqrt{\frac{SS_1}{n-1}}$$

$$\text{Where : } SS_1 = \sum X_1^2 - \frac{(\sum X)^2}{n}$$

$$SS_1 = 48225 - \frac{(845)^2}{15}$$

$$SS_1 = 48225 - \frac{714025}{15}$$

$$SS_1 = 48225 - 47601,7$$

$$SS_1 = 623,3$$

$$SD = \sqrt{\frac{SS_1}{n-1}}$$

$$SD = \sqrt{\frac{623,3}{15-1}}$$

$$SD = \sqrt{\frac{623,3}{14}}$$

$$SD = \sqrt{45,16}$$

$$SD = 6,7$$

2. Post-test

$$SD = \sqrt{\frac{SS_1}{n-1}}$$

$$\text{Where : } SS_1 = \sum X_1^2 - \frac{(\sum X)^2}{n}$$

$$SS_1 = 54283 - \frac{(891)^2}{15}$$

$$SS_1 = 54283 - \frac{793881}{15}$$

$$SS_1 = 54283 - 52925,4$$

$$SS_1 = 1357,6$$

$$SD = \sqrt{\frac{SS_1}{n-1}}$$

$$SD = \sqrt{\frac{1357,6}{15-1}}$$

$$SD = \sqrt{\frac{1357,6}{14}}$$

$$SD = \sqrt{96,97}$$

$$SD = 9,8$$

B. Control Group

1. Pre-test

$$SD = \sqrt{\frac{SS_2}{n-1}}$$

$$\text{Where : } SS_2 = \sum X_1^2 - \frac{(\sum X)^2}{n}$$

$$SS_2 = 44000 - \frac{(800)^2}{15}$$

$$SS_2 = 44000 - \frac{640000}{15}$$

$$SS_2 = 44000 - 42666,7$$

$$SS_2 = 1333,3$$

$$SD = \sqrt{\frac{SS_2}{n-1}}$$

$$SD = \sqrt{\frac{1333,3}{15-1}}$$

$$SD = \sqrt{\frac{1333,3}{14}}$$

$$SD = \sqrt{95,24}$$

$$SD = 9,8$$

2. Post-test

$$SD = \sqrt{\frac{SS_2}{n-1}}$$

$$\text{Where : } SS_2 = \sum X_1^2 - \frac{(\sum X)^2}{n}$$

$$SS_2 = 45849 - \frac{(813)^2}{15}$$

$$SS_2 = 45849 - \frac{660969}{15}$$

$$SS_2 = 45849 - 44064,6$$

$$SS_2 = 1784,4$$


$$SD = \sqrt{\frac{SS_2}{n-1}}$$

$$SD = \sqrt{\frac{1784,4}{15-1}}$$

$$SD = \sqrt{\frac{1784,4}{14}}$$

$$SD = \sqrt{127,46}$$

$$SD = 11,3$$



APPENDIX E

The Significance Different

A. Pre-test

$$\bar{X}_1 = 56,3 \qquad SS_1 = 623,3$$

$$\bar{X}_2 = 53,3 \qquad SS_2 = 1333,3$$

1. t-Test

$$t = \frac{\bar{X}_1 - \bar{X}_2}{\sqrt{\left(\frac{SS_1 + SS_2}{n_1 + n_2 - 2}\right) \left(\frac{1}{n_1} + \frac{1}{n_2}\right)}}$$

$$t = \frac{56,3 - 53,3}{\sqrt{\left(\frac{623,3 + 1333,3}{15 + 15 - 2}\right) \left(\frac{1}{15} + \frac{1}{15}\right)}}$$

$$t = \frac{3}{\sqrt{\left(\frac{1956,6}{28}\right) \left(\frac{2}{15}\right)}}$$

$$t = \frac{3}{\sqrt{(69,9)(0,1)}}$$

$$t = \frac{3}{\sqrt{6,99}}$$

$$t = \frac{3}{2,6}$$

$$t = 1,154$$

2. t-Table

For level of significance (α) = 0,05

Degree of freedom (df) = ($N_1 + N_2$) - 2 = (15 + 15) - 2 = 28

t-Table = 2,048

B. Post-test

$$\bar{X}_1 = 59,4 \qquad SS_1 = 1357,6$$

$$\bar{X}_2 = 54,2 \qquad SS_2 = 1784,4$$

1. t-Test

$$t = \frac{\bar{X}_1 - \bar{X}_2}{\sqrt{\left(\frac{SS_1 + SS_2}{n_1 + n_2 - 2}\right) \left(\frac{1}{n_1} + \frac{1}{n_2}\right)}}$$

$$t = \frac{59,4 - 54,2}{\sqrt{\left(\frac{1357,6 + 1784,4}{15 + 15 - 2}\right) \left(\frac{1}{15} + \frac{1}{15}\right)}}$$

$$t = \frac{5,2}{\sqrt{\left(\frac{3142}{28}\right) \left(\frac{2}{15}\right)}}$$

$$t = \frac{5,2}{\sqrt{(112,2)(0,1)}}$$

$$t = \frac{5,2}{\sqrt{11,22}}$$

$$t = \frac{5,2}{3,3}$$

$$t = 1,6$$

2. t-Table

For level of significance (α) = 0,05

Degree of freedom (df) = ($N_1 + N_2$) - 2 = (15 + 15) - 2 = 28

t-Table = 2,048

APPENDIX F

The Distribution of t-Table

t-Table

d.f.	TINGKAT SIGNIFIKANSI						
	20%	10%	5%	2%	1%	0,2%	0,1%
dua sisi							
satu sisi	10%	5%	2,5%	1%	0,5%	0,1%	0,05%
1	3,078	6,314	12,706	31,821	63,657	318,309	636,619
2	1,886	2,920	4,303	6,965	9,925	22,327	31,599
3	1,638	2,353	3,182	4,541	5,841	10,215	12,924
4	1,533	2,132	2,776	3,747	4,604	7,173	8,610
5	1,476	2,015	2,571	3,365	4,032	5,893	6,869
6	1,440	1,943	2,447	3,143	3,707	5,208	5,959
7	1,415	1,895	2,365	2,998	3,499	4,785	5,408
8	1,397	1,860	2,306	2,896	3,355	4,501	5,041
9	1,383	1,833	2,262	2,821	3,250	4,297	4,781
10	1,372	1,812	2,228	2,764	3,169	4,144	4,587
11	1,363	1,796	2,201	2,718	3,106	4,025	4,437
12	1,356	1,782	2,179	2,681	3,055	3,930	4,318
13	1,350	1,771	2,160	2,650	3,012	3,852	4,221
14	1,345	1,761	2,145	2,624	2,977	3,787	4,140
15	1,341	1,753	2,131	2,602	2,947	3,733	4,073
16	1,337	1,746	2,120	2,583	2,921	3,686	4,015
17	1,333	1,740	2,110	2,567	2,898	3,646	3,965
18	1,330	1,734	2,101	2,552	2,878	3,610	3,922
19	1,328	1,729	2,093	2,539	2,861	3,579	3,883
20	1,325	1,725	2,086	2,528	2,845	3,552	3,850
21	1,323	1,721	2,080	2,518	2,831	3,527	3,819
22	1,321	1,717	2,074	2,508	2,819	3,505	3,792
23	1,319	1,714	2,069	2,500	2,807	3,485	3,768
24	1,318	1,711	2,064	2,492	2,797	3,467	3,745
25	1,316	1,708	2,060	2,485	2,787	3,450	3,725
26	1,315	1,706	2,056	2,479	2,779	3,435	3,707
27	1,314	1,703	2,052	2,473	2,771	3,421	3,690
28	1,313	1,701	2,048	2,467	2,763	3,408	3,674
29	1,311	1,699	2,045	2,462	2,756	3,396	3,659
30	1,310	1,697	2,042	2,457	2,750	3,385	3,646
31	1,309	1,696	2,040	2,453	2,744	3,375	3,633
32	1,309	1,694	2,037	2,449	2,738	3,365	3,622
33	1,308	1,692	2,035	2,445	2,733	3,356	3,611
34	1,307	1,691	2,032	2,441	2,728	3,348	3,601
35	1,306	1,690	2,030	2,438	2,724	3,340	3,591
36	1,306	1,688	2,028	2,434	2,719	3,333	3,582
37	1,305	1,687	2,026	2,431	2,715	3,326	3,574
38	1,304	1,686	2,024	2,429	2,712	3,319	3,566

39	1,304	1,685	2,023	2,426	2,708	3,313	3,558
40	1,303	1,684	2,021	2,423	2,704	3,307	3,551
41	1,303	1,683	2,020	2,421	2,701	3,301	3,544
42	1,302	1,682	2,018	2,418	2,698	3,296	3,538
43	1,302	1,681	2,017	2,416	2,695	3,291	3,532
44	1,301	1,680	2,015	2,414	2,692	3,286	3,526
45	1,301	1,679	2,014	2,412	2,690	3,281	3,520
46	1,300	1,679	2,013	2,410	2,687	3,277	3,515
47	1,300	1,678	2,012	2,408	2,685	3,273	3,510
48	1,299	1,677	2,011	2,407	2,682	3,269	3,505
49	1,299	1,677	2,010	2,405	2,680	3,265	3,500
50	1,299	1,676	2,009	2,403	2,678	3,261	3,496
51	1,298	1,675	2,008	2,402	2,676	3,258	3,492
52	1,298	1,675	2,007	2,400	2,674	3,255	3,488
53	1,298	1,674	2,006	2,399	2,672	3,251	3,484
54	1,297	1,674	2,005	2,397	2,670	3,248	3,480
55	1,297	1,673	2,004	2,396	2,668	3,245	3,476
56	1,297	1,673	2,003	2,395	2,667	3,242	3,473
57	1,297	1,672	2,002	2,394	2,665	3,239	3,470
58	1,296	1,672	2,002	2,392	2,663	3,237	3,466
59	1,296	1,671	2,001	2,391	2,662	3,234	3,463
60	1,296	1,671	2,000	2,390	2,660	3,232	3,460
61	1,296	1,670	2,000	2,389	2,659	3,229	3,457
62	1,295	1,670	1,999	2,388	2,657	3,227	3,454
63	1,295	1,669	1,998	2,387	2,656	3,225	3,452
64	1,295	1,669	1,998	2,386	2,655	3,223	3,449
65	1,295	1,669	1,997	2,385	2,654	3,220	3,447
66	1,295	1,668	1,997	2,384	2,652	3,218	3,444
67	1,294	1,668	1,996	2,383	2,651	3,216	3,442
68	1,294	1,668	1,995	2,382	2,650	3,214	3,439
69	1,294	1,667	1,995	2,382	2,649	3,213	3,437
70	1,294	1,667	1,994	2,381	2,648	3,211	3,435
71	1,294	1,667	1,994	2,380	2,647	3,209	3,433
72	1,293	1,666	1,993	2,379	2,646	3,207	3,431
73	1,293	1,666	1,993	2,379	2,645	3,206	3,429
74	1,293	1,666	1,993	2,378	2,644	3,204	3,427
75	1,293	1,665	1,992	2,377	2,643	3,202	3,425
76	1,293	1,665	1,992	2,376	2,642	3,201	3,423
77	1,293	1,665	1,991	2,376	2,641	3,199	3,421
78	1,292	1,665	1,991	2,375	2,640	3,198	3,420
79	1,292	1,664	1,990	2,374	2,640	3,197	3,418
80	1,292	1,664	1,990	2,374	2,639	3,195	3,416
81	1,292	1,664	1,990	2,373	2,638	3,194	3,415
82	1,292	1,664	1,989	2,373	2,637	3,193	3,413
83	1,292	1,663	1,989	2,372	2,636	3,191	3,412
84	1,292	1,663	1,989	2,372	2,636	3,190	3,410
85	1,292	1,663	1,988	2,371	2,635	3,189	3,409
86	1,291	1,663	1,988	2,370	2,634	3,188	3,407

87	1,291	1,663	1,988	2,370	2,634	3,187	3,406
88	1,291	1,662	1,987	2,369	2,633	3,185	3,405
89	1,291	1,662	1,987	2,369	2,632	3,184	3,403
90	1,291	1,662	1,987	2,368	2,632	3,183	3,402
91	1,291	1,662	1,986	2,368	2,631	3,182	3,401
92	1,291	1,662	1,986	2,368	2,630	3,181	3,399
93	1,291	1,661	1,986	2,367	2,630	3,180	3,398
94	1,291	1,661	1,986	2,367	2,629	3,179	3,397
95	1,291	1,661	1,985	2,366	2,629	3,178	3,396
96	1,290	1,661	1,985	2,366	2,628	3,177	3,395
97	1,290	1,661	1,985	2,365	2,627	3,176	3,394
98	1,290	1,661	1,984	2,365	2,627	3,175	3,393
99	1,290	1,660	1,984	2,365	2,626	3,175	3,392
100	1,290	1,660	1,984	2,364	2,626	3,174	3,390



UNIVERSITAS ISLAM NEGERI
ALAUDDIN
 M A K A S S A R

APPENDIX G
LESSON PLAN
FOR EXPERIMENTAL GROUP

The Pre-Test

1. Identity

School : MTs As'adiyah No.43 Bontotenne

Subject : English

Skill : Writing

Class : VIII

Time allocation : 45 minutes

2. Instructional Object

The students will be able to write descriptive text based on the topic .

3. Teaching Procedure

a. Teaching Presentation

- The researcher gives the students the test sheet.
- The researcher gives explanation about the test, the rules of the test and how to do the test.
- The researcher asks the students to do their test.

b. Students' Activity

- The students do their test individually based on the researcher's instruction.
- The students write descriptive test at least two paragraphs.

4. Evaluating

The students' answer will be evaluated by word choice rubric and content rubric.

The Treatment – 1st Meeting

1. Identity

School : MTs As'adiyah No.43 Bontotenne

Subject : English

Skill : Writing

Class : VIII

Time allocation : 80 minutes

2. Instructional Object

The students will understand about descriptive writing.

3. Teaching Procedure

a. Teaching Presentation

- The researcher gives the students example of descriptive text.
- The researcher asks the students to elaborate the definition of descriptive text by their own understanding.
- The researcher explains the definition of descriptive text, generic structure of descriptive text, language feature of descriptive text, and kinds of descriptive text clearly.
- The researcher asks the students to identify the example of descriptive text, generic structure of descriptive text, language feature of descriptive text, and kinds of descriptive text.

b. Students' Activity

- The students elaborate the definition of descriptive text by their own understanding.
- The students identify the example of descriptive text, generic structure of descriptive text, language feature of descriptive text, and kinds of descriptive text.

4. Evaluating

The students identify the example of descriptive text.

The Treatment – 2st Meeting

1. Identity

School : MTs As'adiyah No.43 Bontotenne

Subject : English

Skill : Writing

Class : VIII

Time allocation : 80 minutes

2. Instructional Object

The students will understand about descriptive writing.

3. Teaching Procedure

a. Teaching Presentation

- The researcher gives the students example of descriptive text.
- The researcher asks the students to elaborate the definition of descriptive text by their own understanding.
- The researcher explains the definition of descriptive text, generic structure of descriptive text, language feature of descriptive text, and kinds of descriptive text clearly.
- The researcher asks the students to identify the example of descriptive text, generic structure of descriptive text, language feature of descriptive text, and kinds of descriptive text.

b. Students' Activity

- The students elaborate the definition of descriptive text by their own understanding.
- The students identify the example of descriptive text, generic structure of descriptive text, language feature of descriptive text, and kinds of descriptive text.

4. Evaluating

The students identify the example of descriptive text.

The Treatment – 3st Meeting

1. Identity

School : MTs As'adiyah No.43 Bontotenne

Subject : English

Skill : Writing

Class : VIII

Time allocation : 80 minutes

2. Instructional Object

The students will understand about descriptive writing.

3. Teaching Procedure

a. Teaching Presentation

- The researcher gives the students example of descriptive text.
- The researcher asks the students to elaborate the definition of descriptive text by their own understanding.
- The researcher explains the definition of descriptive text, generic structure of descriptive text, language feature of descriptive text, and kinds of descriptive text clearly.
- The researcher asks the students to identify the example of descriptive text, generic structure of descriptive text, language feature of descriptive text, and kinds of descriptive text.

b. Students' Activity

- The students elaborate the definition of descriptive text by their own understanding.
- The students identify the example of descriptive text, generic structure of descriptive text, language feature of descriptive text, and kinds of descriptive text.

4. Evaluating

The students identify the example of descriptive text.

The Treatment – 4th Meeting

1. Identity

School : MTs As'adiyah No.43 Bontotenne

Subject : English

Skill : Writing

Class : VIII

Time allocation : 80 minutes

2. Instructional Object

The students will understand about descriptive writing.

3. Teaching Procedure

a. Teaching Presentation

- The researcher gives the students another example of descriptive text.
- The researcher explains the principles of descriptive writing, the convention of descriptive text, and the strategies in writing descriptive text.

b. Students' Activity

- The students ask to write the descriptive text based on the understanding that they got.

4. Evaluating

The students' answer will be evaluated by content rubric.

The Treatment – 5nd Meeting

1. Identity

School : MTs As'adiyah No.43 Bontotenne

Subject : English

Skill : Writing

Class : VIII

Time allocation : 80 minutes

2. Instructional Object

The students will understand about descriptive writing and clairvoyance technique.

3. Teaching Procedure

a. Teaching Presentation

- The researcher explain about clairvoyance technique.
- The researcher gives the students another example of descriptive text with clairvoyance technique.
- The researcher explains the principles of descriptive writing, the convention of descriptive text, the strategies in writing descriptive text and clairvoyance procedure.

b. Students' Activity

- The students ask to write the descriptive text based on the understanding that they got.

4. Evaluating

The students' answer will be evaluated by content rubric.

The Treatment – 6nd Meeting

1. Identity

School : MTs As'adiyah No.43 Bontotenne

Subject : English

Skill : Writing

Class : VIII

Time allocation : 80 minutes

2. Instructional Object

The students will understand about descriptive writing.

3. Teaching Procedure

a. Teaching Presentation

- The researcher explain about clairvoyance technique.
- The researcher gives the students another example of descriptive text with clairvoyance technique.
- The researcher explains the principles of descriptive writing, the convention of descriptive text, the strategies in writing descriptive text and clairvoyance procedure.

b. Students' Activity

- The students ask to write the descriptive text based on the understanding that they got.

4. Evaluating

The students' answer will be evaluated by content rubric

The Post-Test

1. Identity

School : MTs As'adiyah No.43 Bontotenne

Subject : English

Skill : Writing

Class : VIII

Time allocation : 45 minutes

2. Instructional Object

The students will be able to write descriptive text.

3. Teaching Procedure

c. Teaching Presentation

- The researcher gives the students the test sheet.
- The researcher gives explanation about the test, the rules of the test and how to do the test.
- The researcher asks the students to do their test.

d. Students' Activity

- The students do their test individually based on the researcher's instruction.
- The students are able to choose one of the three the following topics : my best friend, my classroom, and my hand phone.
- The students write descriptive test at least two paragraphs.

4. Evaluating

The students' answer will be evaluated by word choice rubric and content rubric.

**LESSON PLAN
FOR CONTROL GROUP**

The Pre-Test

1. Identity

School : MTs As'adiyah No.43 Bontotenne

Subject : English

Skill : Writing

Class : VIII

Time allocation : 45 minutes

2. Instructional Object

The students will be able to write descriptive text based on the topic .

3. Teaching Procedure

a. Teaching Presentation

- The researcher gives the students the test sheet.
- The researcher gives explanation about the test, the rules of the test and how to do the test.
- The researcher asks the students to do their test.

b. Students' Activity

- The students do their test individually based on the researcher's instruction..
- The students write descriptive test at least two paragraphs.

4. Evaluating

The students' answer will be evaluated by word choice rubric and content rubric.

The Treatment – 1st Meeting

1. Identity

School : MTs As'adiyah No.43 Bontotenne

Subject : English

Skill : Writing

Class : VIII

Time allocation : 80 minutes

2. Instructional Object

The students will understand about descriptive writing.

3. Teaching Procedure

c. Teaching Presentation

- The researcher gives the students example of descriptive text.
- The researcher asks the students to elaborate the definition of descriptive text by their own understanding.
- The researcher explains the definition of descriptive text, generic structure of descriptive text, language feature of descriptive text, and kinds of descriptive text clearly.
- The researcher asks the students to identify the example of descriptive text, generic structure of descriptive text, language feature of descriptive text, and kinds of descriptive text.

d. Students' Activity

- The students elaborate the definition of descriptive text by their own understanding.
- The students identify the example of descriptive text, generic structure of descriptive text, language feature of descriptive text, and kinds of descriptive text.

4. Evaluating

The students identify the example of descriptive text.

The Treatment – 2st Meeting

1. Identity

School : MTs As'adiyah No.43 Bontotenne

Subject : English

Skill : Writing

Class : VIII

Time allocation : 80 minutes

2. Instructional Object

The students will understand about descriptive writing.

3. Teaching Procedure

a. Teaching Presentation

- The researcher gives the students example of descriptive text.
- The researcher asks the students to elaborate the definition of descriptive text by their own understanding.
- The researcher explains the definition of descriptive text, generic structure of descriptive text, language feature of descriptive text, and kinds of descriptive text clearly.
- The researcher asks the students to identify the example of descriptive text, generic structure of descriptive text, language feature of descriptive text, and kinds of descriptive text.

b. Students' Activity

- The students elaborate the definition of descriptive text by their own understanding.
- The students identify the example of descriptive text, generic structure of descriptive text, language feature of descriptive text, and kinds of descriptive text.

4. Evaluating

The students identify the example of descriptive text.

The Treatment – 3st Meeting

1. Identity

School : MTs As'adiyah No.43 Bontotenne

Subject : English

Skill : Writing

Class : VIII

Time allocation : 80 minutes

2. Instructional Object

The students will understand about descriptive writing.

3. Teaching Procedure

a. Teaching Presentation

- The researcher gives the students example of descriptive text.
- The researcher asks the students to elaborate the definition of descriptive text by their own understanding.
- The researcher explains the definition of descriptive text, generic structure of descriptive text, language feature of descriptive text, and kinds of descriptive text clearly.
- The researcher asks the students to identify the example of descriptive text, generic structure of descriptive text, language feature of descriptive text, and kinds of descriptive text.

b. Students' Activity

- The students elaborate the definition of descriptive text by their own understanding.
- The students identify the example of descriptive text, generic structure of descriptive text, language feature of descriptive text, and kinds of descriptive text.

4. Evaluating

The students identify the example of descriptive text.

The Treatment – 4th Meeting

1. Identity

School : MTs As'adiyah No.43 Bontotenne

Subject : English

Skill : Writing

Class : VIII

Time allocation : 80 minutes

2. Instructional Object

The students will understand about descriptive writing.

3. Teaching Procedure

a. Teaching Presentation

- The researcher gives the students another example of descriptive text.
- The researcher explains the principles of descriptive writing, the convention of descriptive text, and the strategies in writing descriptive text.

b. Students' Activity

- The students ask to write the descriptive text based on the understanding that they got.

4. Evaluating

The students' answer will be evaluated by content rubric.

The Treatment – 5rd Meeting

1. Identity

School : MTs As'adiyah No.43 Bontotenne

Subject : English

Skill : Writing – Word Choice

Class : VIII

Time allocation : 80 minutes

2. Instructional Object

The students will understand about word choice.

3. Teaching Procedure

a. Teaching Presentation

- The researcher introduces the word choice.
- The researcher asks the students the definition of word choice based on their prior knowledge.
- The researcher explains the definition of word choice, the cue of word choice, and the principles of word choice.
- The researcher gives students the text to correct the word choice of it.

b. Students' Activity

- The students elaborate the definition of word choice by their own prior knowledge.
- The students correct the word choice of the text that the researcher given.

4. Evaluating

The students' answer will be evaluated by word choice rubric.

The Treatment – 6th Meeting

1. Identity

School : MTs As'adiyah No.43 Bontotenne

Subject : English

Skill : Writing – Word Choice

Class : VIII

Time allocation : 80 minutes

2. Instructional Object

The students will understand about word choice.

3. Teaching Procedure

a. Teaching Presentation

- The researcher gives the students the list of words.
- The researcher gives students the text to correct the word choice of it.

b. Students' Activity

- The students correct the word choice of the text that the researcher given.

4. Evaluating

The students' answer will be evaluated by word choice rubric.

The Post-Test

1. Identity

School : MTs As'adiyah No.43 Bontotenne

Subject : English

Skill : Writing

Class : VIII

Time allocation : 45 minutes

2. Instructional Object

The students will be able to write descriptive text.

3. Teaching Procedure

a. Teaching Presentation

- The researcher gives the students the test sheet.
- The researcher gives explanation about the test, the rules of the test and how to do the test.
- The researcher asks the students to do their test.

b. Students' Activity

- The students do their test individually based on the researcher's instruction.
- The students are able to choose one of the three the following topics : my best friend, my classroom, and my hand phone.
- The students write descriptive test at least two paragraphs.

4. Evaluating

The students' answer will be evaluated by word choice rubric and content rubric.

APPENDIX H
DOCUMENTASI







SRN CO 0000296

PEMERINTAH KABUPATEN WAJO
DINAS PENANAMAN MODAL & PELAYANAN TERPADU SATU PINTU

Jl. Jend. Achmad Yani No. 33 Tlp/Fax (0485) 323549
www.bpptpmwajokab@gmail.com, Sengkang (90915), Kabupaten Wajo, Provinsi Sulawesi Selatan

IZIN PENELITIAN / SURVEY

Nomor : 0296/IP/DPMPSTP/2017

Membaca : Surat Permohonan **SURYA ANDI PASINGRINGI** Tanggal **29-04-2017**
Terläng Penerbitan Izin Penelitian / Survey

Mengingat : 1. Peraturan Menteri Dalam Negeri RI Nomor 7 Tahun 2014 Tentang Perubahan Atas Peraturan Menteri Dalam Negeri Republik Indonesia Nomor 64 Tahun 2011 Tentang Pedoman Penerbitan Rekomendasi Penelitian
2. Peraturan Bupati Wajo Nomor 11 Tahun 2015 Tentang Pelimpahan Kewenangan Pelayanan Perizinan Kepada Badan Pelayanan Perizinan Terpadu dan Penanaman Modal Kabupaten Wajo

Memperhatikan : 1. Surat Dekan Fakultas Tarbiyah dan Keguruan UIN Alauddin Makassar Nomor : T.1/TL.00/3894/2017 Tanggal 25 April 2017 Perihal : Izin Penelitian

2. Rekomendasi Tim Teknis Nomor **00296/IP/TIM-TEKNIS/IV/2017**
Tanggal **29-04-2017** Tentang Penerbitan Izin Penelitian / Survey

Menetapkan : Memberikan IZIN PENELITIAN / SURVEY kepada :

Nama : **SURYA ANDI PASINGRINGI**
Tempat / Tgl Lahir : **PAJALELE , 27 DESEMBER 1994**
Alamat : **PERUMNAS ANTANG BLOK G NO. 106**
Universitas / lembaga : **UIN ALAUDDIN MAKASSAR**
Judul Penelitian : **USING CLAIRVOYANCE IN TECHNIQUE IN TEACHING WRITING DESCRIPTIVE TEXT AT THE SECOND YEARS STUDENT OF MTs. AS'ADIYAH CAB. NO. 43 BONTOTENNE KABUPATEN WAJO**

Lokasi Penelitian : **MTs. AS'ADIYAH NO. 43 BONTOTENNE**

lama Penelitian : **27 April 2017 s.d. 20 Juni 2017**

Untuk hal ini tidak merasa keberatan atas pelaksanaan Penelitian / Survey dimaksud dengan ketentuan sebagai berikut :

1. Sebelum dan sesudah pelaksanaan penelitian harus melaporkan diri kepada pemerintah setempat dan instansi yang bersangkutan
2. Penelitian tidak menyimpang dari masalah yang telah diizinkan, semata-mata untuk kepentingan ilmiah
3. Menaatl Semua perundang-undangan yang berlaku dan mengindahkan adat istiadat setempat



Ditetapkan di : **Sengkang**
Pada Tanggal **29 April 2017**



SYAMSU ALAM, S.Sos
Pangkat : **PEMBINA UTAMA MUDA**
NIP : **19570904 198501 1 001**

Tembusan :
1. Kepala Badan Kesatuan Bangsa dan Politik Kab. Wajo
2. Kepala Instansi Tempat Penelitian
3. Camat Setempat
4. Pertinggal

Retribusi : Rp. 0

CURRICULUM VITAE



The researcher, Surya Andi Pasingringi, was born on December 27th, 1994 in Pajalele, Binanga Karaeng Subdistrict, Pinrang Regency, South Sulawesi. He has greatest and the best parents, Ansar.P.Mana, and Masjaya. He is the first child in family. He has two youngest sisters, Hartina A.P and Fitra A.P.

In 1998, he started his education in TK Handayani Pajalele. He spent 2 years in the Kindergarten, because that time the children have to 6 years old to enter Elementary school. So, In 2000, he continued his education in SDN Inpres Pajalele and graduated in 2006. He continued his study in SMPN 2 Lembang and graduated in 2009. Then he continued his study in SMAN 1 Lembang and graduated in 2012. In following years, he continued her study at State Islamic University (UIN) Alauddin Makassar 2012-2017.

UNIVERSITAS ISLAM NEGERI
ALAUDDIN
M A K A S S A R