

**THE EFFECTIVENESS OF GESTURE TOWARD THE  
VOCABULARY MASTERY OF THE SECOND YEAR  
STUDENTS OF JUNIOR HIGH SCHOOL  
AT SMPN 18 MAKASSAR**



Submitted in Partial Fulfillment of the Requirements for the Degree of  
Sarjana Pendidikan in English Education Department of  
Tarbiyah and Teaching Science Faculty of  
UTN Alauddin Makassar

M A K A S S A R

By :  
GUSMAN

Reg. Number : 20400113026

**ENGLISH EDUCATION DEPARTMENT  
TARBIYAH AND TEACHING SCIENCE FACULTY  
ALAUDDIN STATE ISLAMIC UNIVERSITY OF MAKASSAR  
2018**

## PERNYATAAN KEASLIAN SKRIPSI

Mahasiswi yang bertanda tangan dibawah ini:

Nama : Gusman

Nim : 20400113026

Tempat/Tgl.Lahir : Sidrap, 11 Agustus 1995

Jur/Prodi/Konsentrasi : Pendidikan Bahasa Inggris

Fakultas/Program : Tarbiyah dan Keguruan

Alamat : BTN Hartaco Indah IV A/1 Makassar

Judul : *"The Effectiveness of Gesture toward the Vocabulary Mastery of the Second Year Students of Junior High School at SMPN 18 Makassar"*

Menyatakan dengan sesungguhnya dan penuh kesadaran bahwa skripsi ini benar adalah hasil karya sendiri. Jika dikemudian hari terbukti bahwa ia merupakan duplikat, tiruan, plagiat, atau dibuat oleh orang lain, sebagian atau seluruhnya, maka skripsi dan gelar yang diperoleh karenanya batal demi hukum.

UNIVERSITAS ISLAM NEGERI

**ALAUDDIN**  
MAKASSAR

Makassar, 01 Maret 2018

Penyusun,

  
**GUSMAN**

20400113026

## PERSETUJUAN PEMBIMBING


Pembimbing penulisan skripsi saudara **Gusman, Nim : 20400113026**, mahasiswa jurusan Pendidikan Bahasa Inggris pada Fakultas Tarbiyah dan Keguruan UIN Alauddin Makassar, setelah meneliti dan mengoreksi secara seksama skripsi berjudul, *"The Effectiveness of Gesture toward the Vocabulary Mastery of the Second Year Students of Junior High School at SMPN 18 Makassar"*, memandang bahwa skripsi tersebut telah memenuhi syarat-syarat ilmiah dan dapat disetujui untuk diseminarkan.


Demikian persetujuan ini diberikan untuk diproses lebih lanjut.

Makassar, 01 Maret 2018

Pembimbing I

Pembimbing II

  
Dr. H. Nur Asik, M.Hum  
NIP. 19570117 198203 1 001

  
Dra. St. Nurjannah Yunus Tekeng, M.Ed., M.A  
NIP. 19681125 199703 2 001

UNIVERSITAS ISLAM NEGERI  
**ALAUDDIN**  
M A K A S S A R

## PENGESAHAN SKRIPSI

Skripsi yang berjudul "*The Effectiveness of Gesture toward the Vocabulary Mastery of the Second Year Students of Junior High School at SMPN 18 Makassar*" yang disusun oleh saudara **Gusman**, NIM: **20400113026**, Mahasiswa Jurusan Pendidikan Bahasa Inggris pada Fakultas Tarbiyah dan Keguruan UIN Alauddin Makassar, telah diuji dan dipertahankan dalam sidang munaqasyah yang diselenggarakan pada hari Selasa, 13 Maret 2018 M bertepatan dengan 25 Jumadil Akhir 1439 H dan dinyatakan dapat diterima sebagai salah satu syarat untuk mendapatkan gelar Sarjana Pendidikan (S.Pd.) pada Fakultas Tarbiyah dan Keguruan Program Studi Pendidikan Bahasa Inggris dengan beberapa perbaikan.

Samata, 13 Maret 2018 M  
25 Jumadil Akhir 1439 H

DEWAN PENGUJI  
(SK Dekan No 532 Tertanggal 07 Maret 2018)

Ketua : Dr. Muljono Damopolih, M.Ag.

Sekretaris : Dr. Hamka Ilyas, M.Th.I.


Munaqisy I : Dr. Kamsinah, M.Pd.I.

Munaqisy II : Sitti Nurpahmi, S.Pd., M.Pd.

Pembimbing I : Dr. H. Nur Asik, M.Hum.

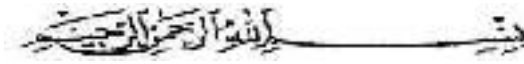
Pembimbing II : Dra. St. Nurjannah Yunus Tekeng, M.Ed., M.A.

Disahkan oleh:  
Dekan Fakultas Tarbiyah dan Keguruan  
UIN Alauddin Makassar

  
**Dr. H. Muhammad Amri, Lc, M.Ag.**  
NIP. 19730120 200312 1 001



## ACKNOWLEDGEMENT



*In the name of Allah, the Most Gracious and the Most Merciful!*

*Alhamdulillah* rabbi'l 'Alamin, the researcher would like to express her most profound gratitude to Allah SWT, for his blessing and mercies so that the writer could start and finish writing this research report as who has given guidance, mercy, and good health. *Salam* and *Shalawat* are delivered to our beloved prophet Muhammad SAW who has brought the human being from darkness into the lightness.

During the writing this thesis, the researcher realizes that she received much assistance, suggestion and advice from the number person. Without the suggestion, advice and assistance of this people, this thesis would never have existed. Therefore, the researcher would also like to express her appreciation and sincere thanks to them especially to the following.

1. The researcher's deepest appreciation to his beloved parents, **Alm. Mansur, Nahria** and **Dahlan**, and may beloved brother **Guswandi** who always give him unlimited affection, sacrifice, prayer, and support him in finishing this thesis.
2. **Prof. Dr. H. Muh. Basri Wello, MA** and **Hj. Sitti Ramlah, SE, MM**, thanks for all the kindness that you have given to him. May Allah always bless you.
3. **Prof. Dr. H. Musafir Pababbari, M.Si.**, as the Rector of UIN Alauddin Makassar. Thanks for advice during the researcher studied at the university.
4. **Dr. H. Muhammad Amri, Lc, M.Ag.**, as the Dean of Tarbiyah and Teaching Science Faculty of UIN Alauddin Makassar. Thank you very much for advice and motivation during the researcher as student in UIN Alauddin Makassar.

5. **Dr. Kamsinah, M.Pd.I., and Sitti Nurpahmi, S.Pd., M.Pd.,** as the Head and Secretary of English Education Department of Tarbiyah and Teaching Science Faculty of UIN Alauddin Makassar. Thanks for all of advice, guidance and motivation during the researcher as student in UIN Alauddin Makassar.
6. **Dr. H. Nur Asik, M.Hum. and Dra. St. Nurjannah Yunus Tekeng, M.Ed.,MA.** As the first and the second consultants, thank you so much for their valuable, advice and great suggestion during the writing of this thesis.
7. Thank you so much to all of the **lectures of English Education Department, all of the staffs in tarbiyah and teaching science faculty, UIN Alauddin Makassar** for their guidance, support and help during the researcher as the student in UIN Alauddin Makassar.
8. **Muzakkar, S.Pd.** as the vice principle of SMPN 18 Makassar, the students and the English teacher, **Nur Husnil Khatimah, S. Pd**, who has gave me time and chance for doing research in SMPN 18 Makassar especially for Class VIII 1 and VIII 3.
9. Thanks to the students of **SMPN 18 Makassar**, especially to class **VIII 1** and class **VIII 3** as respondent of the research.
10. Big thanks to **Kartika Sari, S.Pd, Mirnawati, S.Pd** and **Ita Trisnawati, S.Pd** who has helped the researcher in finishing this thesis.
11. Thanks to all his friends, **Ahmad Junaid, Ichsan Ananta Wikrama, Zukri Prasetyo, Najamuddin, Afrianto Aminuddin, Yaqin Saputra, Arasyil As'ad, Aswin Arisandi, M. Ikhwal, Kurnia Sambu, Nur Phadila, Nuraini Hamnar,**

**Nurfikriyah** and **Kartika Sari**, for everything that they given to the researcher's life. Thanks for all of your suggestion, affection and togetherness. The researcher was really praise recognized them.

12. The researcher's family in **Anak Rantau Kalempang-Makassar** thanks for their motivation and suggestion to the researcher, thanks for keep friendly, humor and nice people, how lucky I am have you are.
13. All of the researcher's best friend from **English Education Department 2013**, especially for **PBI 1-2**, thanks for friendship and togetherness.
14. Big thanks to the researcher's family in **KKN Batu Putih, Mallawa, Maros**. Thanks for their nice suggestion, motivation, time, friendship and togetherness.
15. All of the people who have taken a part in finishing this thesis which couldn't be mentioned by the researcher one by one.

Finally, by reciting *Alhamdulillah Rabbil Alamin*, the researcher can finish his thesis successfully. Suggestions, corrections and advice very necessary to the researcher for reader in future. May Allah SWT blesses our prays and efforts. Amiiin...

**ALA UDDIN**  
**M A K A S S A R**  
Samata-Gowa, 01 Maret 2018



**GUSMAN**  
20400113132

## LIST OF CONTENTS

	Page
TITLE PAGE.....	i
PERNYATAAN KEASLIAN SKRIPSI.....	ii
PERSETUJUAN PEMBIMBING .....	iii
PENGESAHAN SKRIPSI.....	iv
ACKNOWLEDGMENTS .....	v
LIST OF CONTENTS .....	viii
LIST OF FIGURE.....	x
LIST OF TABLES .....	xi
LIST OF APPENDICES.....	xii
ABSTRACT .....	xiii
 <b>CHAPTER I. INTRODUCTION</b>	
A. Background .....	1
B. Research Problem.....	4
C. Research Objective .....	4
D. Research Significance .....	5
E. Research Scope .....	6
F. Operational Definition of Terms .....	7
 <b>CHAPTER II. REVIEW OF RELATED LITERATURE</b>	
A. Literature Review.....	8
1. Preview related research findings .....	8
2. Some pertinent Ideas.....	9
a. Concept of Vocabulary.....	9
1. Definition of Vocabulary.....	9
2. Parts of Vocabulary.....	10
3. Kinds of Vocabulary.....	11
4. Term of Vocabulary.....	12
5. General View of Vocabulary.....	12
6. Defenition of Vocabulary Mastery.....	13
7. Teaching and Learning Vocabulary.....	14
8. How Word are Remembered.....	17
b. Gesture .....	23
1. The definition of Gesture.....	23
2. How Gesture can help in Memorizing Vocabulary.....	23

B. Theoretical Framework .....	24
C. Hypothesis.....	25
<b>CHAPTER III RESEARCH METHOD</b>	
A. Research Method .....	27
1. Research Design.....	27
2. Research Variable.....	28
B. Population and sample .....	28
C. Research instrument .....	29
D. Data collecting procedures.....	29
E. Data analysis technique.....	30
F. Research Procedure.....	33
<b>CHAPTER IV FINDINGS AND DISCUSSIONS</b>	
A. Findings .....	37
B. Discussions .....	43
<b>CHAPTER V CONCLUSIONS AND SUGGESTIONS</b>	
A. Conclusions .....	45
B. Suggestions .....	46
<b>BIBLIOGRAPHY.....</b>	
<b>APPENDICES.....</b>	49
<b>CURRUCULUM VITAE.....</b>	75



## LIST OF FIGURE

<b>Figure 3.1</b>	<b>Research Design.....</b>	<b>27</b>
-------------------	-----------------------------	-----------



## LIST OF TABLES

<b>Table 4.1</b>	The distribution of frequency and percentage of score Experiment Class in the pre-test.....	37
<b>Table 4.2</b>	The distribution of frequency and percentage of score Experiment Class in the post-test.....	38
<b>Table 4.3</b>	The distribution of frequency and percentage of score Experiment Class in the pre-test.....	39
<b>Table 4.4</b>	The distribution of frequency and percentage of score Control Class in the post-test.....	40
<b>Table 4.5</b>	The mean score and standard deviation of Experimental Class And Control Class in the pre-test and the post-test .....	41
<b>Table 4.6</b>	The mean score of experimental class in the post-test.....	42
<b>Table 4.7</b>	Distribution the value of t-test and t-table in the pre-test ...	42
<b>Table 4.8</b>	Distribution the value of t-test and t-table in the post-test .	43



## LIST OF APPENDICES

<b>Appendix I</b>	: Students' attendance list.....	50
<b>Appendix II</b>	: Score of students pre-test and post-test in experimental class (VIII 1) .....	52
<b>Appendix III</b>	: Score of students pre-test and post-test in controlled class (VIII 3) .....	53
<b>Appendix IV</b>	: The mean score of experimental and control class.....	54
<b>Appendix V</b>	: Standard deviation of Experimental class and control class .....	55
<b>Appendix VI</b>	: The significance different .....	57
<b>Appendix VII</b>	: The distribution of T-Table.....	59
<b>Appendix VIII</b>	: Lesson Plan.....	60
<b>Appendix VIII</b>	: Research instrument .....	71
<b>Appendix IX</b>	: Documentation .....	75



## ABSTRACT

**Name** : Gusman  
**Reg. No.** : 20400113026  
**Department** : English Education  
**Title** : *The Effectiveness of Gesture toward the Vocabulary Mastery of the Second Year Students of Junior High School at SMPN 18 Makassar*  
**Consultant I** : Dr. H. Nur Asik, M.Hum.  
**Consultant II** : Dra. St. Nurjannah Yunus Tekeng, M.Ed., M.A.

---

This research was about the effectiveness of gesture toward the vocabulary mastery of the second year students of junior high school at smpn 18 makassar. There was one problem statement in this research: Is gesture effective to improve vocabulary mastery of the second year students of junior high School at SMPN 18 Makassar? The objective of this research was to find out the effectiveness of gesture to improve vocabulary mastery of the second year students of junior high school at SMPN 18 Makassar.

The researcher applied quasi experimental design using nonequivalent control group design. The population of this research was the Second grade students of SMPN 18 Makassar which consist of 400 students. The researcher took VIII 3 as experimental class and VIII 1 as controlled class. The independent variable of this research was gesture and the dependent variable of this research was students' vocabulary mastery.

The instrument of this research was written test used in the pre-test and the post-test. The result of the data indicated that there was a significant difference between the students' post-test in the experimental class and the controlled class. The mean score of the post-test (76.5) in the experimental class was higher than the mean score of the post-test (65.5) in the controlled class. Through the t-test, the researcher found that the value of the t-test (2.144) was higher than the t-table (2.042) at the level of significance 0.05 with degree of freedom (df) = 38. From the result of the research, the researcher concluded that the hypothesis was accepted. It means that using gesture was effective towards the students' vocabulary mastery at the second year Students of Junior High School at SMPN 18 Makassar.

## CHAPTER I

### INTRODUCTION

#### ***A. Background***

Vocabulary was one language components which should be mastered by SMP or SMA students. Moreover, there were some researchers who divided vocabulary was more important than grammar, among them was McCharty (1990) in his book stated “no matter how well the students learns grammar” other words the first that to be master for language learner in learning language especially English was vocabulary. If the students were mastered a number of vocabularies required at their level, it was easier for them to master those elements in English learning. Hardjono defined —From all aspect foreign language that should be mastered by the students in the learning process, vocabulary is the most important aspect because the students cannot use foreign language without vocabulary (1998:p.71). It meant that vocabulary was an essential component that had to be learned by the students in order to master English well. Hatch and Brown (1995: p.1) stated that vocabulary is the foundation to build a language which plays a fundamental role in communication. It meant that vocabulary was the first priority in learning English. Vocabulary mastery had always been an essential part of English as a foreign language from the importance of vocabulary above, the teacher should be given serious attention in teaching vocabulary especially to the SMP students, because it was a crucial component in learning English.



Teachers had their own priority to manage their classroom, as Richards (1994:p.97) stated that teachers have primary responsibility for how they teach; they may assume very different roles within their own classroom. So teachers should make their classroom comfortable and interesting, especially teaching English in junior high school.

According to Hatch and Brown (1995: p. 1) there are several difficulties of mastering vocabulary. The first is such a test may be used with classes of learners who speak different first languages and thus translation is not a practical approach. Second, there is the likelihood that some learners will have poor reading skills and thus the test needs to be able to be given orally if necessary. And the third is that the contexts for the tested words must not cause too many problems for the learners.

To knowing English words and their meanings, we had to be known how the words were constructed together in English sentence. It meant that in teaching vocabulary was not only to give the meaning of the word but taught how the word worked in sentence, because there were many words that had multiple meanings.

The problem in learning and teaching English still exist at school, because English was completely different from Indonesian language, in the system of the structure, pronunciation, and vocabulary. For example, students tended to forget the meaning of the word, which had taught or practiced before. While based on our curriculum, the purpose of teaching English in Indonesia was “students could master four skills (speaking, listening, reading and writing)”. But in many vocations most of students could not state their ideas and opinion well since there were not accustomed

to speak, feeling shy, hesitation and fear to make a mistake. Commonly, it was because of limited vocabulary.

Usually vocabulary was taught through memorizing words or drillings patterns. For teacher creating English teaching effectively and efficiently was not an easy job, therefore, that the English teacher must be able organize teaching learning activities. In reality of learning English especially to memorize vocabulary, the technique that used in teaching vocabularies was monotonous; the students just memorized the changes of verbs, the word related to nouns, adjective and adverbs. It was ineffective for some students because memory function of each student was different. Walgito (2002) stated that there are two ways to retrieve memory, they are; (1) Recall memory is retrieve memory without help of the object. For example, the student could retrieve a word even though they do not see or do something that refers to the word. (2) Recognition memory is retrieve memory with help of the object which have to remember. For example, the student could retrieve a word after doing or seeing something that refers to the word. Therefore, recognition memory was easier then recalls memory because something that forgotten could be remembered again by using objects.

The researcher suggested using gesture as the object in memorizing vocabularies. Using gestures made the students easier to memorize vocabulary, because the students demonstrated the word repeatedly. Sternberg (2008) revealed that repetition is a technique that most people use to keep information in memory active. This opinion was in accordance with information processing theory (Atkinson

& Shiffrin in King, 2010) which stated that repetition can retain information longer and it is a transition from short-term memory to long-term memory. It showed that repeated information made the information stronger in short-term memory and strong enough in long-term memory.

Based on the definitions above, the researcher decided to make a research in techniques for teaching vocabulary. The teacher tried to direct the students about the vocabulary, but enabling them to use it. The researcher chose gesture for teaching vocabulary to bring new techniques of learning that was not monotonous for students, to engage all students to participate in learning activities and to improve the frequency of using target language in learning activities. Each student had to explain the word with their own gesture in front of their friends. If this technique continuously used for teaching vocabulary, students could use vocabulary in the context.

Referring to some explanations above, the researcher wanted to use gestures method as the method to improve students' vocabulary mastery. The researcher excited to conduct the research by the title: ***“The Effectiveness of Gesture toward the Vocabulary Mastery of the Second Year Students of Junior High School at SMPN 18 Makassar.”***

### ***B. Problem Statement***

Based on the previous background, the researcher formulated problem statements as follow “Is gesture effective to improve vocabulary mastery of the second year students of junior high School at SMPN 18 Makassar?”

### ***C. Research Objectives***

Based on the research problem above, the researcher formulated research objectives of the research is “To find out the effectiveness of gesture to improve vocabulary mastery of the second year students of junior high school at SMPN 18 Makassar.”

### ***D. Research Significance***

The result of this research was expected to be useful theoretically and practically. Theoretically, it is expected to add an empirical evidence to support the learning theory of vocabulary and the method to improve the students’ vocabulary mastery, especially in using gesture.

Practically, it was expected to be valuable information and give a meaningful contribution for teachers, learners and schools. So the significances of this research were as follows:

#### **1. Teachers**

The researcher hoped that this research could help the teacher to improve students’ achievement. It expected to be useful for English teachers to provide an alternative solution to solve the problems in teaching vocabulary.

## 2. Students

This research was expected to help the students to develop a new strategy to improve their vocabulary and could motivate them in order to be more interesting learning and understand English words by using gesture.

## 3. The next researcher

This research was expected to give great contribution to the other researchers as a reference for further studies on a similar topic.

### E. *Research Scope*

To make the research cleared, the researcher scopes the variables in this research. What the research attempted to find in this research was whether gesture could improve students' vocabulary or not, the vocabularies that the researcher tended to use were the daily vocabularies especially in Abstract Verb, for example; go, come, eat and etc. For the place, the research conducted at the second year of junior high school at SMPN 18 Makassar. The method that used in this research is Quasi Experimental Design, Nonequivalent Control Group Design.

### F. *Operational Definition of Term*

There were two components that discussed in this research like *vocabulary mastery* and *gesture*. The researcher would like to give definition Vocabulary mastery and gesture.

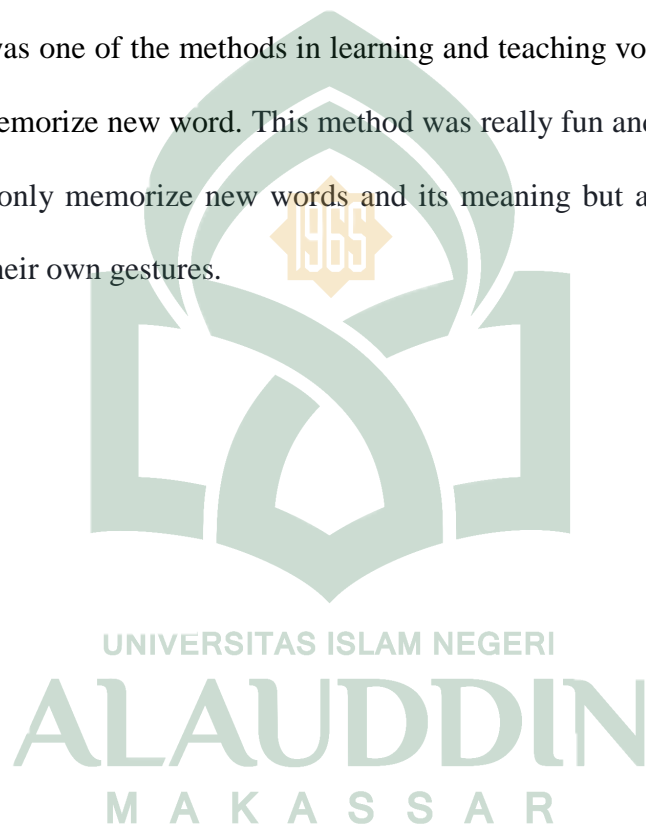


## **1. Vocabulary Mastery**

Vocabulary mastery was the knowledge of understanding the meaning of the word. Understanding the meaning of the words referred to the students' ability to use the word in the context.

## **2. Gesture**

Gesture was one of the methods in learning and teaching vocabulary that help the students to memorize new word. This method was really fun and interest, because the students not only memorize new words and its meaning but also illustrated the words by using their own gestures.



## CHAPTER II

### REVIEW OF RELATED LITERATURE

This chapter discussed about the related findings, theoretical frameworks, and hypothesis.

#### *A. Review of Related Literature*

##### **1. Preview of Related Research Findings**

There were some researches which had been conducted relating to teaching vocabulary:

Nurhikma found that teaching vocabulary through proverbs was very effective to improve students' vocabulary at the second class of MAN Baraka Kabupaten Enrekang.

Rahmah found that the students who were taught vocabulary through discovery technique in learning vocabulary was able to improve the vocabulary of the first year students of SMP Negeri 1 Soppeng Riaja.

Ahyar Rasyid based on his research about improving vocabulary mastery direct method to the first grade students of MTS MODEL Palopo found that student had good category in vocabulary achievement after implementation of direct method and the use of direct method in teaching vocabulary was effective.

Based on the explanation above, the writer concluded that there were many various method, strategy and techniques that have been used the previous researcher to improve the students' vocabulary mastery. But, for this research, the

writer had a different strategy and technique in mastering the students' vocabulary that was applying gesture to know some verbs of vocabulary.

## **2. Some Pertinent Ideas**

### **a. Concept of Vocabulary**

#### **1. Definition of vocabulary**

Vocabulary was the central of the language or all of the words that used by everyone in this world, and also was a list of words which had meaning and also a process of knowing and understanding the meaning of the word through verbal symbol and non verbal symbol. Without vocabulary the user of language could not express their ideas well. The user of language would produce nothing when the user of language did not master the vocabulary.

Good in Siska (2014) said that vocabulary as content and function words of language which are learned so thoroughly so that become part of child's understanding, speaking, and later reading and writing vocabulary. Besides, According to Nurianti HS (2015 :1) said that vocabulary is a basic thing that is also as foreign language for students and society of indonesia. How someone express a language if he/she does not comprehend vocabulary of the language evenless if he/she is studying foreign language.

Cambridge Dictionary (2000) said that vocabulary is as all the words used by a particular person, or all the words that exist in a particular language or subject. Vocabulary is core component of language proficiency and it provides much of the basis for how well learners speak, listen, and write.

Multazam (2015 : 4) said that vocabulary is a basic thing that is also as foreign language for the students and society of Indonesia. How someone express a language if she/he does not comprehend vocabulary of the language even less if he/she is studying foreign language.

Related to the some definitions that was given by the expert, the researcher concluded that vocabulary was a list of words which had meaning and it arranged alphabetically, recognize and understood by a particular person in speaking, listening, reading, and writing.

## 2. Parts of vocabulary

There were three parts that include in vocabulary, they were :

### a) Noun

Macfadyen in Rahbiana (2014) said that noun is a word used to name a person, animals, place, country, thing, ideas or abstract idea second and perhaps a little trickier, a noun can be an action. A noun could function in a sentence as a subject, a direct object, an indirect object, a subject complement, an object complement, an appositive, an adjective or an adverb.

### b) Verb

Swan in Rahbiana (2014) said that a verb is a word which could be used with a subject to form basic of close sentences and he also said that verb is a word or phrase indicating in action.

### c) Adjective

Macfadyen in Rahbiana (2014) said that adjective modifies a noun or a pronoun by describing, identifying, or quantifying words. An adjective usually precedes that noun or pronoun which it modifies.

### 3. Kinds of vocabulary

Harmer (1991) said that vocabulary divided into two types : they were active and passive vocabulary. Active vocabulary refers to vocabulary that students have been taught to learn and which they were expected to be able to use. While passive vocabulary refers to words, which students would recognize when they met them but they would probably not be able to produce it.

According to Good in Achmad (2014) said that vocabulary divided into four kinds, namely: (1) Oral vocabulary consist of words, which actively used in speech. The significant character of Oral vocabulary was that the speaker in rehearsed situation actively used it, (2) Writing vocabulary consist of words, which were actively used in writing. Since it was not under the constrain of time, it may have substantially wider range than the vocabulary or unrehearsed speech, (3) Listening vocabulary was the stock of words to which one responds with meaning and understanding in speech of others, (4) Reading vocabulary was the stock of words to which one responds with meaning and understands in writing of others.

Furthermore Alfayanah (2014 : 14) said that everyone had two kinds of vocabulary which were often called passive and active. Passive vocabulary is made of all the words recognized in written and oral context while active



vocabulary consisted of the words which were actually used in every day speaking and writing.

#### 4. Term of Vocabulary

From (Online edition 2009 Cambridge) the term vocabulary consists of:

Recall the major steps in inverted index construction:

- a. Collect the documents to be indexed.
- b. Tokenize the text.
- c. Do linguistic preprocessing of tokens.
- d. Index the documents that each term occurs in.

#### 5. General View of Vocabulary

In general students interpreted vocabulary only a matter of words, as Burn and Broman (1975) stated that vocabulary is the stock of words used by person, class or profession to state their idea. They also stated that almost every individual uses several different vocabularies; they are often designated as hearing, speaking, reading, and writing. Words are symbols of ideas; one needs facility in the use of words. In this definition they tried to see the meaning of vocabulary from the general point of view.

According to Hornby, vocabulary is the total numbers of words in a language and vocabulary is a list of words with their meanings (1995). It meant that vocabulary was a number of words along with the meaning in a language that was known by a person. Here, words were symbol that represent, either physical object or idea. Dealing with the vocabulary stated that vocabulary can be defined,

roughly, as the words we teach in the foreign language. However, new item of vocabulary may be more than a single word (1996).

Meanwhile vocabulary mastery had always been an essential part of English as a foreign language. There was no doubt that vocabulary mastery was basic in learning English. Here, the word mastery could be defined as a test assessing performance on an objective (Gagne, Briggs, and Wager, 1992). Furthermore, Zimmerman (in Cody and Huckin, 1997) state that —vocabulary is central to language in critical importance to the typical language learning.

It could be concluded that vocabulary was a total numbers or a list of words as symbols of ideas of a foreign language text or grammar which are needed to express the idea.

#### 6. Definition of Vocabulary Mastery

Vocabulary mastery were plays an important role in learning a language. There were some definitions of mastery that are proposed by experts. Swannel (1994) defined mastery as comprehensive knowledge. This definition is supported by Hornby who stated that mastery is complete knowledge or complete skill (1995). According to Culson (1987), mastery is skill to use the knowledge. It means that mastery is ability to use one's knowledge.

From the explanation above vocabulary mastery meant an ability to use words in conducting communication, and students understood the sets of words. It could also be said that the set of words likely to be used by those students when constructing new sentences.

## 7. Teaching and Learning Vocabulary

### a. approaches and techniques in teaching vocabulary

Mastery the Vocabulary was very important for the students as second language learners, because from the vocabulary the students not only could expressed their ideas orally but also the students could expressed their vocabulary in written. Teaching vocabulary had an important role in learning and teaching to achieve the goal, that was master the vocabulary, when the students master the vocabulary, it meant that, they were easy to master any skills in language, such as speaking, listening, as well as reading and writing.

Nurasik in Siska (2014) said that learning a language will never be successful without learning and understanding the vocabulary or that language since the vocabulary is the prerequisite and unseparable unit of language.

Allen in Alfayanah (2014) classified the technique in teaching vocabulary for beginner classes as follows:

1. Let the students look at several words that are introduced in the first year text book, words representing nouns, verbs, adjectives, and other kinds of words.
2. Showing some pictures, especially the pictures the students draw.
3. Showing the real object
4. Definition in simple English, using vocabulary that the students knew already.

b. The principle in teaching and learning vocabulary

Wallace in Yusrawita (2014) said that the main principles in teaching and learning vocabulary are as follows:

1. Aims

Whatever the program or an activity was accounted, it always went with instinct aim. In teaching vocabulary, we had to be clear about our aims, how many of vocabulary used we expected learners to be able to do, if it is not clear at this point, it will be difficult to assess how successful the vocabulary learning had been attained.

2. Quantity

Having decided on what involved in vocabulary learning, we may then decide on the quantity of vocabulary to be taught, the number of new words that our students learned. If we expected the words that will be taught become part of students' active vocabulary, then put the number of words as low as five until seven new words. Clearly, the actual number will depend on a number of factors varying from class to class and learner to learner. When there were too many words, the students may become confused, discouraged and frustrated.

3. Need

In most cases, the choice of vocabulary taught to the students, the teacher used course books or syllabuses. In any case, the teacher in choosing the vocabulary that was going to be taught were related to the aim of course and the objectives of individual lesson. It was also possible for the teachers, in a sense to put the responsibility of choosing vocabulary to be taught to the students. In other

words, the students were put in the situation where they had to communicate the words they need, as they need them, using the words as the information.

#### 4. Frequent expose and repetition

In teaching and learning vocabulary, there had to be a certain amount of repetition until there was evidence that the students had learnt the target words, the simple way of checking that the learning had been done is by seeing whether the students can recognize the target words and identify the meaning. If the words have to be part of the students productive vocabulary, they must be given an opportunity to use them, as often as necessary from them to recall the words at all, with the correct spelling and pronunciation and identify their meaning.

#### 5. Meaningful presentation

In presenting the vocabulary lesson, the students must have a clear and specific understanding of what word denoted or referred to. This requires that the words presented in such a way that their denotation and references were perfect and unambiguous.

#### 6. Situational presentation

The words presented were appropriate to the students' situation with a favorable condition, enough time consuming and convenient method, the students were automatically successful in learning vocabulary.

#### 7. Presenting context

Words very seldom occur in isolation, so it was important for the students to know the usual collocation that words occur in. So, from the very beginning the words must appear in its natural environment as it were among the words

naturally collocates with. Collocations were words which are commonly associated.

#### 8. Learning vocabulary in the mother tongue and in the target language

There were five steps to learn or to achieve vocabulary in the mother tongue and the target language as follows : (a) there was a felt need, (b) the mother tongue learning learner mostly controlled his own rate of learning, (c) the mother tongue was exposed to an enormous quantity of his own language and has tremendous scope for repetition of what he learnt, (d) the language is nearly always encountered in appropriate context, and (e) since the words were learnt as they arise out of a felt need in particular situation they usually had a cleared denotation.

#### 9. Inference procedures in vocabulary learning

Inference was also one of strategies in learning vocabulary in which the learners were a head on a practice by using a definite knowledge to had a cleared understanding of the words they learnt. The students inferred the meaning of the words by listening or reading them used in certain context and certain situation.

#### 8. How words are remembered

Unlike the learning of grammar, which was essentially a rule based system, vocabulary knowledge was largely a question of accumulating individual items. The general rule seemed to be a question of memory. And during the process of teaching and learning vocabulary an important problem occurred: How did memory work? Researchers into the workings of memory distinguish between the following systems ( Thornbury, 2002):

#### a) Short - term store

Short-term store was the brain capacity to hold a limited number of items of information for periods of time up to a few seconds. It was the kind of memory that was involved in repeating a word that you had just heard the teacher modeling. But successful vocabulary learning involved more than holding words for a few seconds. To integrate words into long - term memory they need to be subjected to different kinds of operations.

#### b) Working memory

Working memory meant focusing on word long enough to perform operations on them. It meant that the information was manipulated via the senses from external sources and/or can be downloaded from the long- term memory. Material remains in working memory for about twenty seconds. The existence of articulator loop enabled this new material processing. It worked a bit like audiotape going round around again. It assured the short- term store to be kept refreshed. The ability to hold a word in working memory was a good predictor of language learning aptitude. The better ability to hold words in working memory the smoother the process of learning foreign languages.

#### c) Long –term memory

Long-term memory can be seen as kind of filling system. Unlike working memory, which had a limited capacity and no permanent content, this kind of memory had an enormous capacity and its contents were durable over time. However, to ensure moving new materials into permanent long-term memory requires number of principles to be followed, described by Thornbury (2002):

- 1) Repetition – repetition of encounters with a word was very important, useful and effective. If the word was met several times over space interval during reading activities, students had a very good chance to remember it for a long time.
- 2) Retrieval - another kind of repetition. Activities, which required retrieval, such as using the new items in written tasks, help students to be able to recall it again in the future.
- 3) Spacing - it was useful to split memory worked over a period of time rather than to mass it together in a single block.
- 4) Pacing – to respect different learning styles and pace, students should be ideally given the opportunity to do memory worked individually.
- 5) Use - putting words to use, preferably in an interesting way, was the best way of ensuring they were added to long – term memory. This was so called —Use it or lose it principle.
- 6) Cognitive depth - the more decisions students made about the word and the more cognitively demanding these decisions were, the better the word was remembered.
- 7) Personal organizing - personalization significantly increased the probability that students was remembered new items. It was achieved mainly through conversation and role-playing activities.
- 8) Imaging – easily visualized words were better memorable than those that did not evoke with any pictures. Even abstract words can be associated with some mental image.



9) Mnemonics – tricks to help retrieve items or rules that were stored in memory. The best kinds of mnemonics were visuals and keyword techniques.

10) Motivation - strong motivation itself did not ensure that words were remembered. Even unmotivated students remembered words if they had to face appropriate tasks.

11) Attention - it was not possible to improve vocabulary without a certain degree of conscious attention.

#### 6. Types of vocabulary

From (<http://en.wikipedia.org/wiki/Vocabulary> The importance of a vocabulary) type of vocabulary consists of below:

##### a) Reading vocabulary

A literate person's reading vocabulary was all the words he or she can recognized when reading. This was generally the largest type of vocabulary simply because a reader tended to be exposed to more words by reading than by listening.

##### b) Listening vocabulary

A person's listening vocabulary was all the words he or she can recognized when listening to speech. People may still understand words they were not exposed to before using cues such as tone, gestures, the topic of discussion and the social context of the conversation.

##### c) Speaking vocabulary

A person's speaking vocabulary was all the words he or she used in speech. It was likely to be a subset of the listening vocabulary. Due to the spontaneous nature of speech, words are often misused. This misuse – though slight and unintentional – may be compensated by facial expressions, tone of voice, or hand gestures.

d) Writing vocabulary

Words were used in various forms of writing from formal essays to *twitter* feeds. Many written words did not commonly appear in speech. Writers generally used a limited set of words when communicating: for example if there were a number of synonyms, a researcher had his own preference as to which of them to use. The researcher was unlikely to use technical vocabulary relating to a subject in whom he had no knowledge or interest.

e) Focal vocabulary

Focal vocabulary was a specialized set of terms and distinctions that was particularly important to a certain group: those with a particular focused of experience or activity. A lexicon, or vocabulary, was a language's dictionary: its set of names for things, events, and ideas. Some linguists believed that lexicon influence people's perception of things, the Sapir–Whorf hypothesis. For example, the Nuer of Sudan had an elaborate vocabulary to describe cattle. The Nuer had dozens of names for cattle because of the cattle's particular histories, economies, and environments [clarification needed]. This kind of comparison has elicited some linguistic controversy, as with the number of "Eskimo words for snow".

English speakers with relevant specialized knowledge can also displayed elaborate and precise vocabularies for snow and cattle when the need arises.

f) Vocabulary growth

During its infancy, a child instinctively built a vocabulary. Infants imitated words that they heard and then associated those words with objects and actions. This was the listening vocabulary. The speaking vocabulary follows, as a child's thoughts become more reliant on his/her ability to self-express without relying on gestures or babbling. Once the reading and writing vocabularies started to develop, through questions and education, the child started to discover the anomalies and irregularities of language.

In first grade, a child who can read learnt about twice as many words as one who cannot. Generally, this gap did not narrow later. This results in a wide range of vocabulary by age five or six, when an English-speaking child had learned about 1500 words.

After leaving school, vocabulary growth reaches a plateau [clarification needed]. People usually then expanded their vocabularies by e.g. reading, playing word games, and by participating in vocabulary-related programs. Exposure to traditional print media teaches correct spelling and vocabulary, while exposure to text messaging led to more relaxed word acceptability constraints.

7. The importance of a vocabulary

- a. An extensive vocabulary aided expression and communication.
- b. Vocabulary size had been directly linked to reading comprehension.
- c. Linguistic vocabulary was synonymous with thinking vocabulary.

d. A person may be judged by others based on his or her vocabulary.

Wilkinson (1972) once said, “Without grammar, very little can conveyed, without vocabulary, nothing can conveyed.”

#### **a. Gesture**

##### **1. The Definition of Gesture**

Gesture is part of non-verbal communication (NVC). Gesture or body language is just what it says – how we communicate with others using all the parts of our body, listening and even when we are thinking. Literally, from head to toe we are continually sending out messages and we do it unconsciously (Max A. Egger, 2010). Gesture is a movement that you make with a part of your body, especially your hands, to express emotion or information (Collins English Dictionary).

In the classroom situation, the teacher had to try and made up the class as natural or concrete as possible, so the pupil are interested to study. As the KTSP (2006) stated that one of the characteristics of the Junior High School students in learning is concept thing. It meant that the learning process started from the concrete things, those were the things which could be seen, heard, smelled and touched.

##### **2. How gestures can help in memorizing vocabulary**

Learning words in a foreign language together with motor and multimodal information helped to create similar networks for the foreign language word. For example, gestures may enriched the representation of new words of a foreign language and grounded them in the body. Using gesture as the representative of

new word made the network more complex by binding sensorimotor information to verbal information. As stated by Klimesch (1994) in his Connectivist Theory on the structure of long-term memory that it is the complexity of a code that leads to its better retrieval in memory. Therefore, the factor improving memory when words were accompanied by gestures could be more complete.

There were two subjects that had an important role to improve verbal learning through gestures. The first was the synchronicity between word and gesture production. The second was imitation. Imitation was important in language learning because this was very useful for memory processes. The students imitated and repeated what they saw.

### **B. Theoretical Framework**

In this research, the researcher focused on the students' vocabulary mastery. Vocabulary was one of the component in language learning that must be mastered. Without vocabulary mastery, the students could not attain the four macro skills in English, such as listening, reading, writing and speaking. If they could not achieve the macro skills, it meant that they could not achieve the language proficiency.

In reality of learning and teaching English especially to memorize vocabulary, the method that used in teaching vocabularies was memorization method. The students just memorized the changes of verbs, the word related of nouns, adjectives and adverbs. It was ineffective for some students because of the difference of memory function of each student. Some students could retrieve their

memory without help of the object. And others need help of the object to retrieve their memory.

Based on the problems above, the researcher had been overcomes those problems by using gesture method. Gesture was one of methods to teaching vocabulary where the students not only imagine but also do or see something that refers to the word directly (learning by doing). By accompanying new words with gestures, the students easier to learn new words, boosts the language system and stimulates memory structures. Macedonia in Macedonia & Kriegstein (2012) stated that gestures accompanying concrete words tend to be mostly iconic. That statement showed that using gesture as representative of new word had helped the students to memorize new word.

Based on the definitions, the researcher believed that by applying this method the students' vocabulary mastery had improved. The teacher efforts should not be directed at informing his students about the vocabulary, but at enabling them to use it. The researcher had chosen gesture method for teaching vocabulary to bring new techniques of learning that was not monotonous for students, to engage all students to participate in learning activities and to improve the frequency of using target language in learning activities. Each student had to explain the word through their own gestures. If this technique continuously used for teaching vocabulary, students could use vocabulary in speaking.

### **C. Hypothesis .**

Based on the research focused, the researcher hypothesis:

$H_0$ : Gesture was ineffective to improve vocabulary mastery of the second year students of junior high school at SMPN 18 Makassar

$H_1$ : Gesture was effective to improve vocabulary mastery of the second year students of junior high school at SMPN 18 Makassar..



## CHAPTER III

### RESEARCH METHOD

This chapter deals with the research method, the research variables, the population, the sample, the research instrument, the data collection procedures and the data analysis techniques.

#### A. *Research Method*

##### 1. Research Design

The design of this research was quasi-experiment. This design was exactly like pre-test post-test control group design except that there was no random assignment into group (Sugiono, 2014). A group of subject who receipt a treatment, experimental group was compare to control group who does not received a treatment. Therefore, the researcher had two groups of people as the sample, one was in the controlled group and another was in the experimental group. Furthermore, they would be chosen without random.

The design was as follow:

<b>Experimental Group:</b>	<b>O<sub>1</sub></b>	<b>X</b>	<b>O<sub>2</sub></b>
<b>Controlled Group:</b>	<b>O<sub>3</sub></b>		<b>O<sub>4</sub></b>

*Figure 3.1 Research design*



Where:

$O_1$  = pre-test for experimental group

$O_2$  = post-test for experimental group

$O_3$  = pre-test for controled group

$O_4$  = post-test for controled group

X = treatment

(Sugiono, 2014: 79)

## 2. Research Variables

This research consisted of two variables, there were independent and dependent variable.

### 1) Independent variable

The independent variable (X) was gesture. Independent variable was affected dependent variable. It showed how gesture improved students' vocabulary mastery.

### 2) Dependent variable

The dependent variable (Y) was vocabulary mastery. Dependent variable affected through independent variable.

## **B. Population and Sample**

### **1. Population**

Population was the subject of the research overall (Arikunto, p: 173). The population of this research was all of the students in the second grade of junior

high school at SMPN 18 Makassar. The total number of population is 400 students from 10 classes.

## **2. Sample**

The research applied the Purposive Sampling Technique. Purposive sampling was a sample of determining technique with the specific consideration in which two classes taken as sample. In this case, the researcher chose the class VIII 3 as the experimental class which consisted of 20 students and VIII 1 as a controlled class which consisted of 20 students.

### **C. Research Instrument**

To obtain the data, the researcher used a test of vocabulary, namely pre-test and post-test. The test was used to find out the students' increasing vocabulary by using gesture. The vocabulary was administered in the pre-test and post-test. The pre-test was intended to assess the students' vocabulary before treat the use of gesture and the post-test was administered to know the result of the application of the use gesture. Both of the pre-test and post-test was become inventory test.

### **D. Procedure of Collecting Data**

#### **1. Pre-test**

The pre-test was conducted at the first meeting. This pre-test applied for measure the students' vocabulary mastery before treatment.

## 2. Treatment

After giving the Pre-test, the researcher conducted the treatment by using gesture. It was used in the experimental class only, while in the controlled class was not. The treatment was given for six meetings, it took 45 minutes for each meeting.

The procedures of treatment in experimental class, as follows:

- a. The researcher came to class on time.
- b. The researcher introduced himself.
- c. The researcher introduced the introduction materials to the class.
- d. The researcher motivated the students by given positive feedback and support them to believe that they can did well.
- e. The researcher explained gesture method.
- f. The researcher gave explanation about how to use gesture to memorize vocabulary.
- g. The researcher showed some pictures to the students, and the students had to reproduce gestures while repeating the words.

## 3. Post-test

The post-test was conducted at the last meeting. This post-test applied for measure the students' vocabulary mastery after treatment.

### ***E. Technique of Data Analysis***

After conducting pre-test and post-test in the experiment class and the control class, the results both of the tests in the each class was analyzed together to see if

there was any constructing from one another  $(O_2-O_1) - (O_4-O_3)$  (Sugiyono, 2010). To calculated the mean score of the students' answered of pre-test and post-test, the researcher employs the formula as follows:

### 1. Scoring students' score

Scoring students correct answered of pre-test and post-test:

$$\text{Students' score} = \frac{\text{Score correct answer}}{\text{The total number}} \times 100$$

(Sudjana in Andi,2008)

### 2. To classify the students' score

No	Classification	Score
1	Very good	85-100
2	Good	65-84
3	Fair	55-64
4	Poor	35-54
5	Very poor	10-34

### 3. Mean score

Finding out the mean score of the students' answered by using formula as follow:

$$\bar{X} = \frac{\sum x}{N}$$

Where:  $\bar{X}$  = Mean Score

$\sum x$  = the sum of all score

N = the total number of students

(Gay, 1981)

#### 4. Standard deviation

Finding out the standard deviation of the students pre-test and post-test by applying this formula as follows:

$$SS1 = \sum X_1^2 - \frac{(\sum X1)^2}{n1}$$

$$SD1 = \sqrt{\frac{SS1}{n1}}$$

$$SS2 = \sum X_2^2 - \frac{(\sum X2)^2}{n2}$$

$$SD2 = \sqrt{\frac{SS2}{n2}}$$

Where :


SS1 = Sum of squares in Experimental group

SS2 = Sum of squares in control group

X1 = The sum of scores in Experimental group

X2 = The sum of scores in control group

n1 = Number of subject in experimental group



$n_2$  = Number of subject in control group

SD1 = Standard deviation in experimental group

SD2 = Standard deviation in control group

(Gay, 1981)

## 5. t-test

Finding out the significance different achievement of students, the researcher calculated the value of the test by using the following formula :

$$t = \frac{\overline{X^1} - \overline{X^2}}{\sqrt{\left(\frac{SS_1 + SS_2}{n_1 + n_2 - 2}\right)\left(\frac{1}{n_1} + \frac{1}{n_2}\right)}}$$

Where:  $\overline{X^1}$  = Mean score of experiment group

$\overline{X^2}$  = Mean score of control group

$SS_1$  = Sum of square of experiment group

$SS_2$  = Standard Deviation of control group

$n_1$  = Total number of subject in experiment group

$n_2$  = Total number of subject in control group

(Gay, 1981)

## F. Research Procedure

In collecting the data, there some steps were taken by the researcher:

### 1. Preliminary Visit

The researcher visited the school to get information about teacher and students as participant, to gain information, the researcher asked the administration officer.

## 2. Contacting the headmaster

The researcher asked the permission to headmaster of SMPN 18 Makassar by giving permission letter.

## 3. Contact the English teacher

After getting permission, the researcher met the English teacher for asking her help and guidance in conducting the research.

## 4. The Pre-Test

The researcher gave the Pre-Test to experimental and controlled class. The Pre-Test was conducted on November 20, 2017 for experimental class and November 21, 2017 for controlled class.

## 5. The Treatment

The activities of the experimental class were started on November 20, 2017 until November 30, 2017. The experimental class was given the treatment by using *gesture* in teaching vocabulary, while the activities in controlled class were started on November 20, 2017 until November 30, 2017. The controlled class was only given conventional teaching technique without using *gesture* in teaching vocabulary.

The procedures of treatment were chronologically performed as follows:

### a. Experiment Class (treatment by using gesture)

- 1) The first meeting in treatment November 20, 2017, the researcher did the treatment in experimental class the material given was *how to use gesture to improve vocabulary mastery? Six example vocabularies and their gestures?*
- 2) The second and third meeting November 21, 2017, the material given was *twelve example vocabularies and their gestures.*
- 3) The fourth and fifth meeting November 27, 2017, the material given was *twelve example vocabularies and their gestures.*
- 4) *The sixth meeting November 28, 2017, the material given was the students' daily exam about gesture.*

b. Control Class

- 1) The first meeting in treatment November 21, 2017, the researcher did the treatment in experimental class the material given was *how to memorize vocabulary? Six example vocabularies?*
- 2) The second and third meeting November 22, 2017, the material given was *twelve example vocabularies.*
- 3) The fourth and fifth meeting November 28, 2017, the material given was *twelve example vocabularies.*
- 4) *The sixth meeting November 29, 2017, the material given was the students' daily exam.*



## 6. The Post-Test

The post-test was conducted after the treatment; the aim was to test their understanding on vocabulary mastery, it was held on November 28, 2017 in Experiment class and November 29, 2017 in Control Class.



## CHAPTER IV

### FINDING AND DISCUSSION

This chapter consisted of two items, the findings of the research and the discussion of the research findings. In finding item, the researcher showed all of the data which were collected during the research. While, in the discussion item the researcher analyzed all of the data in finding item.

#### A. Findings

The findings of this research dealt with the students' score in the pre-test and the post-test, the students' score classification, the mean score, the significant differences between the score of pre-test and post-test and the hypothesis testing of the faired samples. These findings were described as follows:

1. The classification of students' pre-test score and post-test scores in experimental class.

The following table showed the classification of frequency and percentage the score of students' vocabulary mastery at the second grade students of Junior High School at SMPT 18 Makassar in pre-test and post-test of experimental class.

**Table. 4.1**  
***Classification of frequency and percentage score of students' vocabulary mastery in experimental class (pre-test)***

No	Classification	Score	Frequency	Percentage
1	Very Good	85-100	1	5%
2	Good	65-84	5	25%

3	Fair	55-64	2	10%
4	Poor	35-54	11	65%
5	Very Poor	10-34	1	5%
<b>Total</b>			<b>20</b>	<b>100%</b>

Table 1 showed the rate percentage score of experimental class in the pre-test from 20 students, there was 6 (30%) students obtained good score and most of the students obtained poor score.

**Table. 4.2**  
*Classification of frequency and percentage score of students' vocabulary mastery in experimental class (post-test)*

No	Classification	Score	Frequency	Percentage
1	Very Good	85-100	4	20%
2	Good	65-84	15	75%
3	Fair	55-64	1	5%
4	Poor	35-54	0	0%
5	Very Poor	10-34	0	0%
<b>Total</b>			<b>20</b>	<b>100%</b>

Table 2 showed the rate percentage score of experimental class in the post-test from 20 students, there were 19 (95%) students obtained good score and none of the students obtained poor score.

Based on Table 1 and table 2 showed the rate percentage of the pre-test and the post-test in the experimental class. From the tables above, it concluded

that the rate percentage in the post-test was higher than the rate percentage in the pre-test. It can be seen in the table 1 and 2. In the pre-test there were 12 (60%) students obtained poor score. While, in the post-test none of the students obtained poor score, but most of the students in the post-test obtained good score. It meant that the students' score in the experimental class improved.

## 2. The classification of Students' Pre-test and Post-test Scores in Controlled Class.

The following table showed the classification of frequency and the percentage the score of students' vocabulary mastery at the second grade students of Junior High School at SMPN 18 Makassar in pre-test and post-test of controlled class.

**Table. 4.3**  
*Classification of frequency and the percentage score of students' vocabulary mastery in the controlled class (pre-test)*

No	Classification	Score	Frequency	Percentage
1	Very Good	85-100	0	0%
2	Good	65-84	7	35%
3	Fair	55-64	5	25%
4	Poor	35-54	7	35%
5	Very Poor	10-34	1	5%
<b>Total</b>			<b>20</b>	<b>100%</b>

Table 3 showed the rate percentage score of controlled class in the pre-test from 20 students, there were 8 (40%) students obtained poor score and 7 (35%) students obtained very good and good score.

**Table. 4.4**  
***Classification of frequency and percentage score of students' vocabulary mastery in controlled class (post-test)***

No	Classification	Score	Frequency	Percentage
1	Very Good	85-100	3	15%
2	Good	65-84	12	60%
3	Fair	55-64	2	10%
4	Poor	35-54	0	0%
5	Very Poor	10-34	3	15%
<b>Total</b>			<b>20</b>	<b>100%</b>

Table 4 showed the rate percentage score of controlled class in the post-test from 20 students, there were 15 (75%) students obtained good score and others were under of it.

Table 3 and table 4 showed the rate percentage of the pre-test and the post-test in the controlled class. From the tables above, it concluded that the rate percentage in the post-test was higher than the rate percentage in the pre-test. It could be seen in table 3 and 4. In the pre-test there were 8 (40%) students obtained poor score. While, in the post-test there were 3 (15%) students obtained poor score. It meant that the students' score in the controlled class also was improved.

Based on the result above, it could be concluded that the rate percentage in the post-test for the experimental class was higher than the rate percentage of controlled class. Although for both of the class improved. It could be seen in

table 2 and 4. The result of the post-test in the experimental class: None students obtained poor score. While the result of the post-test in the controlled class: there were 3 (15%) students obtain poor score.

### 3. The Mean Score and Standard Deviation of Experimental Class and Control Class.

After calculating the result of the students score, the mean scores and the standard deviation for both classes can be presented by the following table.

**Table 4.5**  
**The mean score of experimental class**  
**And controlled class in pre-test**

Class	Mean Score	Standard Deviation
Experimental	56.5	16.79
Controlled	57.25	13.62

The table above showed that, the mean score and the standard deviation of the experimental class and the controlled class in the pre-test. The mean score in the experimental class was 56.5 and the standard deviation was 16.79. While the mean score in the controlled class was 57.25 and the standard deviation was 13.62.

**Table 4. 6**  
**The mean score of experimental class**  
**And controlled class in Post-Test**

Class	Mean Score	Standard Deviation
Experimental	76.5	11.25
Controlled	65.5	20

The table above showed that, the mean score and the standard deviation of the experimental class and the controlled class in the post-test. The mean score in the experimental class was 76.5 and the standard deviation was 11.25. While the mean score in the controlled class was 65.5 and the standard deviation was 20.

The significance score between experimental and the controlled class can be known by using t-test. The result of t-test can be seen in table 7 as follows:

**Table 4.7**  
**Distribution the value of t-test and t-table in pre-test**

Variable	t-test value	t-table value
Pre-Test	-0.155	2.024

The t-table above showed that the test value was lower than the t-table value. It showed the t-table (2.024) was higher than t-test value (-0.155) in the pre-test.

**Table 4.8**  
**Distribution the value of t-test and t-table in post-test**

Variable	t-test value	t-table value
Post-Test	2.144	2.024

The t-table above showed that the test value was higher than the t-table value. The result of the test showed that there was significant different between the t-table and the t-test (2.024), it means that t-table was smaller than t-test. The result of the t-test statistical analysis shows that there was significant different between the experimental class and the controlled class. The statement was proved by the t-test value (2.144) which higher than t-table value (2.024), at the level of significance  $p = 0.05$  and the degree of freedom = 38. It meant that  $H_0$  was rejected and  $H_1$  was accepted because the t-test was higher than t-table ( $2.144 > 2.024$ ). Therefore, the hypothesis of the research was accepted.

### **B. Discussion**

Based on the findings of the research, it proved that using gesture was effective to improve the students' vocabulary mastery.

The description of the data collected that using gesture to the students had improved the students' vocabulary mastery. This has been proved by the result of the students score of the pre-test and the post-test. The students score after the treatment of gesture in teaching vocabulary was better than before the treatment given to the students. The analyses of the mean score gap in the post-test between the experimental class and the controlled class ensured if the method was effective. The mean score of the experimental class was 76.5 and 65.5 for the



controlled class. It meant that the gap of the students' score of the experimental and controlled class was 11. The explanation of the gap between the two classes indicated that the experimental class shows high improvement than the controlled class.

As it was stated in the previous chapter, some statements from the other researcher supported these findings. Macedonia (2012) stated that gestures accompanying concrete words tended to be mostly iconic. Using gesture as representative of new word was helped the students to memorize new word. Klimesch (1994) in his Connectivist Theory on the structure of long-term memory that it was the complexity of a code that led to its better retrieval in memory. Therefore, the factor improving memory when words were accompanied by gestures was completed. Walgito (2002) stated that using object to retrieve memory was easier than without using object. Sternberg (2008) stated that using gesture repeatedly was a technique that most people used to keep information in memory active. This opinion was in accordance with information processing theory of Atkinson & Shiffrin in King (2010) who stated that using gesture repeatedly was retained information longer and it was a transition from short-term memory to long-term memory.

Based on the result above, it can be concluded that gesture was improved students' vocabulary mastery. Briefly, the use of gesture in the experimental class had proven that gesture was improved the students' vocabulary mastery. In other words, there was an effect of gesture toward the students' vocabulary mastery at the second year students of SMPN 18 Makassar.

## CHAPTER V

### CONCLUSION AND SUGGESTION

This chapter consisted of two sections. The first section deals with the conclusion and the second one deals with suggestion.

#### A. *Conclusion*

Based on the discussion in the previous chapter, it was cleared that using *gesture* has improved the students' vocabulary mastery. The students' score in vocabulary test before treating *gesture* was low. It was different from the students' mastery after using *gesture* in learning vocabulary. It was found in the students' post-test score. The score was higher than the pre-test. Using *gesture* in learning activity contributed to the students' mastery in vocabulary. It has improved student's understanding about the words. This method was increased students' vocabulary mastery.

It was proved that the t-test value (2.144) was greater than the t-table value (2.024). Accordingly, *gesture* has improved the students' vocabulary mastery. It was concluded that using *gesture* was effective toward the students' vocabulary at the second grade student of Junior High School in SMPN 18 Makassar.

#### B. *Suggestions*

Based on the conclusion above, the researcher presents some suggestions as follows:

1. The researcher suggests the teacher to make the learning and teaching vocabulary more effective. As the result, the researcher suggests the

teacher to choose gesture as the teacher's method to make the students easier to memorize vocabulary.

2. The researcher suggests the next researcher to used random sampling as the technique sampling to get the data, because in this thesis the researcher only used purposive sampling. The researcher also suggests to find out much references about using gesture toward vocabulary mastery.



## Bibliography

Allen, Virginia French. *Teaching Techniques in English as a Second Language: Techniques in Teaching Vocabulary*. China: Oxford American English, 1983.

Anonymous. *Language Proficiency Strategy*, Texas Education Agency, 2012.

Arikunto, Suharsimi. *Prosedur Penelitian: Suatu Pendekatan Praktik*. Cet. XV: Jakarta: Rineka Cipta, 2013.

Eggert, Max. *Body Language: impress, persuade and succeed with the power of body language*. Great Britain: Pearson Education, 2010.

Ekman, P. *Emotion in the Human Face*. Second edition. 1982.

Ellery Valerie, *Technique for Developing Competency in Phonemic Awareness, Phonics, Fluency, Vocabulary and Comprehension*: International Reading Association. 2009

Gay, LR. *Education Research : Competences for Analysis and Application*. Second Addition; A Bell & Howel Company: London. 2006.

Sudjana, N. *Metode Statistika*. Bandung. PT. Remaja Rosdakarya. 1999.

Henry, D.J. and Susan Pongratz. *Effective Vocabulary*. Education (Longman), 2007.

Hiebert, H. Elfrieda and Michael L. Kamil. *Teaching and Learning Vocabulary: Bringing Research to Practice*. London : Lawrence Erlbaum Associates, Publishers, 2005.

McCarthy, Michael. *Vocabulary*. Oxford: Oxford University Press, 1990.

Nasiruddin, *Improving the Student English Vocabulary Mastery by Using Charades of the first year of MTs Madani Alauddin Pao-Pao Gowa*

National Association for the Education of Young Children. *Young Children Journal: Phonological Awareness is Child's Play*, January 2009.

Nurhikma, *Improving students' vocabulary through proverbs at the second year of MAN Baraka kabupaten Enrekang*, Skripsi Uin Aladdin Makassar, 2010.

Rahma, *Improving the students vocabulary Through Discovery Technique to the first year of SMP Negeri Soppeng Riaja*

Sugiyono, *Metode Penelitian Pendidikan: Pendekatan Kuantitatif, Kualitatif, dan R&D*. Cet. X; Bandung: Alfabeta, 2010.





# APPENDICES

UNIVERSITAS ISLAM NEGERI  
**ALAUDDIN**  
M A K A S S A R

**APPENDIX I**  
**STUDENTS' ATTENDENCE LIST**  
**SMPN 18 MAKASSAR**  
**(EXPERIMENTAL CLASS VIII 3)**

NO	STUDENT'S NAME	1	2	3	4	5	6
1	Ahmad Pratama	√	√	√	√	√	√
2	Al Fadhel Nauval R	√	√	√	√	√	√
3	Andi Fadzla V	√	√	√	√	√	√
4	Andi Sitti Intan A	√	√	√	√	√	√
5	Farhan Ibnu Arsun	√	√	√	√	√	√
6	Fesa Rowi Munandar	√	√	√	√	√	√
7	Gita Wardani	√	√	√	√	√	√
8	Julia Datu Yanan	√	√	√	√	√	√
9	Muh. Agung Dwi S	√	√	√	√	√	√
10	Muh. Aldi Alfiansyah	√	√	√	√	√	√
11	Muh. Awal Affan S	√	√	√	√	√	√
12	Muh. Khalid A.S	√	√	√	√	√	√
13	Muh. Maahir F	√	√	√	√	√	√
14	Muh. Rizky Nur	√	√	√	√	√	√
15	Najwa Avrivia P.T	√	√	√	√	√	√
16	Nur Syahwa R	√	√	√	√	√	√
17	Putri Maipa	√	√	√	√	√	√
18	Rifa Ainiyyah R	√	√	√	√	√	√
19	Riska Aulia	√	√	√	√	√	√
20	Tria Aidan Adhani	√	√	√	√	√	√

The Researcher



**GUSMAN**  
20400113026


## STUDENTS' ATTENDANCE LIST

SMPN 18 Makassar

(CONTROLLED CLASS VIII 1)

NO	STUDENT'S NAME	1	2	3	4	5	6
1	Anjoe Fat	√	√	√	√	√	√
2	Fauziah Syahrin S	√	√	√	√	√	√
3	Laras Ajeng Pratiwi	√	√	√	√	√	√
4	Lisda Permata Sari	√	√	√	√	√	√
5	Mayra Zahra Seko	√	√	√	√	√	√
6	Muh.Akil Dzakwan	√	√	√	√	√	√
7	Muh Anugrah Kaharu	√	√	√	√	√	√
8	Muh. Arham Gani	√	√	√	√	√	√
9	Muh. Ilham Rahman	√	√	√	√	√	√
10	Muh. Yuda	√	√	√	√	√	√
11	Muh. Gibran Fingriawan	√	√	√	√	√	√
12	Muh.Ibnu Idris	√	√	√	√	√	√
13	Nur Intan Ayu	√	√	√	√	√	√
14	Nur Mudmainnah	√	√	√	√	√	√
15	Nurmahdiah Ismail	√	√	√	√	√	√
16	Nurul Anindia A	√	√	√	√	√	√
17	Putra Anugrah	√	√	√	√	√	√
18	Semail Tomy S	√	√	√	√	√	√
19	St. Nabila Ramadhani	√	√	√	√	√	√
20	Syarifah Nurhalizah	√	√	√	√	√	√

The Researcher

  
 GUSMAN  
 20400113026



## APPENDIX II

*Score of Students' Pre-test and Post-Test in Experimental Class (VII 3)*

NO	STUDENT'S NAME	Pre-test	Post-test	$X_1^2$	$X_2^2$
1	Ahmad Pratama	80	100	6400	10000
2	Al Fadhel Nauval R	50	75	2500	5625
3	Andi Fadzla V	45	80	2025	6400
4	Andi Sitti Intan A	50	75	2500	5625
5	Farhan Ibnu Arsun	35	70	1225	4900
6	Fesa Rowi Munandar	40	80	1600	6400
7	Gita Wardani	50	65	2500	4225
8	Julia Datu Yanan	30	70	900	4900
9	Muh. Agung Dwi S	60	95	3600	9025
10	Muh. Aldi Alfiansyah	45	55	2025	3025
11	Muh. Awal Affan S	45	65	2025	4225
12	Muh. Khalid A.S	50	75	2500	5625
13	Muh. Maahir F	45	80	2025	6400
14	Muh. Rizky Nur	50	75	2500	5625
15	Najwa Avrivia P.T	80	65	6400	4225
16	Nur Syahwa R	80	80	6400	6400
17	Putri Maipa	75	80	5625	6400
18	Rifa Ainiyyah R	85	90	7225	8100
19	Riska Aulia	75	65	5625	4225
20	Tria Aidan Adhani	60	90	3600	8100
<b>Total Score</b>		<b>1130</b>	<b>1530</b>	<b>69200</b>	<b>119450</b>
<b>Mean Score</b>		<b>56.56</b>	<b>76.5</b>	<b>3460</b>	<b>5972.5</b>

### APPENDIX III

#### *Score of Students' Pre-test and Post-Test in Controlled Class (VII 1)*

NO	STUDENT'S NAME	Pre-test	Post-test	$X_1^2$	$X_2^2$
1	Anjoe Fat	45	70	2025	4900
2	Fauziah Syahrin S	65	85	4225	7225
3	Laras Ajeng Pratiwi	45	65	2025	4225
4	Lisda Permata Sari	75	85	5625	7225
5	Mayra Zahra Seko	55	60	3025	3600
6	Muh.Akil Dzakwan	20	20	400	400
7	Muh Anugrah Kaharu	50	70	2500	4900
8	Muh. Arham Gani	70	65	4900	4225
9	Muh. Ilham Rahman	70	85	4900	7225
10	Muh. Yuda	50	70	2500	4900
11	Muh. Gibran Firgiawan	50	70	2500	4900
12	Muh.Ibnu Idris	65	75	4225	5625
13	Nur Intan Ayu	60	80	3600	6400
14	Nur Mudmainnah	50	20	2500	400
15	Nurnahdiah Ismail	60	30	3600	900
16	Nurul Anindia A	60	70	3600	4900
17	Putra Anugrah	45	55	2025	3025
18	Semail Tomy S	80	80	6400	6400
19	St. Nabila Ramadhani	60	75	3600	5625
20	Syarifah Nurhalizah	70	80	4900	6400
<b>Total Score</b>		<b>1145</b>	<b>1310</b>	<b>69075</b>	<b>93400</b>
<b>Mean Score</b>		<b>57.25</b>	<b>65.5</b>	<b>3453.75</b>	<b>4670</b>

## APPENDIX IV

### The mean score of experimental and controlled class

#### A. Experimental class

##### 1. Pre-test

$$\bar{x} = \frac{\sum x}{n}$$

$$\bar{x} = \frac{1130}{20}$$

$$\bar{x} = 56.5$$

##### 2. Post-test

$$\bar{x} = \frac{\sum x}{n}$$

$$\bar{x} = \frac{1530}{20}$$

$$\bar{x} = 76.5$$

#### B. Controlled class

##### 3. Pre-test

$$\bar{x} = \frac{\sum x}{n}$$

$$\bar{x} = \frac{1145}{20}$$

$$\bar{x} = 57.25$$

##### 4. Post-test

$$\bar{x} = \frac{\sum x}{n}$$

$$\bar{x} = \frac{1310}{20}$$

$$\bar{x} = 65.5$$



## APPENDIX V

### Standard deviation of Experimental and Controlled class

#### A. Experiment Class

##### 1. Pre-Test

$$SD = \sqrt{\frac{SS_1}{n-1}}$$

Where,

$$SS_1 = \sum X_1^2 - \frac{(\sum X_1)^2}{n}$$

$$SS_1 = 69200 - \frac{(1130)^2}{20}$$

$$SS_1 = 69200 - \frac{1276900}{20}$$

$$SS_1 = 69200 - 63845$$

$$SS_1 = 5355$$

$$SD = \sqrt{\frac{SS_1}{n-1}}$$

$$SD = \sqrt{\frac{5355}{20-1}}$$

$$SD = \sqrt{\frac{5355}{19}}$$

$$SD = \sqrt{281.84}$$

##### 2. Post-Test

$$SD = \sqrt{\frac{SS_1}{n-1}}$$

Where,

$$SS_1 = \sum X_1^2 - \frac{(\sum X_1)^2}{n}$$

$$SS_1 = 119450 - \frac{(1530)^2}{20}$$

$$SS_1 = 119450 - \frac{2340900}{20}$$

$$SS_1 = 119450 - 117045$$

$$SS_1 = 2405$$

$$SD = \sqrt{\frac{SS_1}{n-1}}$$

$$SD = \sqrt{\frac{2405}{20-1}}$$

$$SD = \sqrt{\frac{2405}{19}}$$

$$SD = \sqrt{126.58}$$

$$SD = 16.79$$

$$SD = 11.25$$

## B. Controlled Class

### 1. Pre-Test

$$SD = \sqrt{\frac{SS_2}{n-1}}$$

$$\text{Where, } SS_2 = \sum X_2^2 - \frac{(\sum X_2)^2}{n}$$

$$SS_2 = 69075 - \frac{(1145)^2}{20}$$

$$SS_2 = 69075 - \frac{1311025}{20}$$

$$SS_2 = 69075 - 65551.25$$

$$SS_2 = 3523.75$$

$$SD = \sqrt{\frac{SS_2}{n-1}}$$

$$SD = \sqrt{\frac{3523.75}{20-1}}$$

$$SD = \sqrt{\frac{3523.75}{19}}$$

$$SD = \sqrt{185.46}$$

$$SD = 13.62$$

### 2. Post-Test

$$SD = \sqrt{\frac{SS_2}{n-1}}$$

$$\text{Where, } SS_2 = \sum X_2^2 - \frac{(\sum X_2)^2}{n}$$

$$SS_2 = 93400 - \frac{(1310)^2}{20}$$

$$SS_2 = 93400 - \frac{1716100}{20}$$

$$SS_2 = 93400 - 85805$$

$$SS_2 = 7595$$

$$SD = \sqrt{\frac{SS_2}{n-1}}$$

$$SD = \sqrt{\frac{7595}{20-1}}$$

$$SD = \sqrt{\frac{7595}{19}}$$

$$SD = \sqrt{399.79}$$

$$SD = 20$$

## APPENDIX VI

### The Significance Different in the Pre-test

$$X_1 = 56.5 \quad SS_1 = 5355$$

$$X_2 = 57.25 \quad SS_2 = 3523.75$$

#### 1. t-Test

$$t = \frac{\bar{X}_1 - \bar{X}_2}{\sqrt{\left(\frac{SS_1 + SS_2}{n_1 + n_2 - 2}\right)\left(\frac{1}{n_1} + \frac{1}{n_2}\right)}}$$

$$t = \frac{56.5 - 57.25}{\sqrt{\left(\frac{5355 + 3523.75}{20 + 20 - 2}\right)\left(\frac{1}{20} + \frac{1}{20}\right)}}$$

$$t = \frac{-0.75}{\sqrt{\left(\frac{8878.75}{38}\right)(0.1)}}$$

$$t = \frac{-0.75}{\sqrt{(233.65)(0.1)}}$$

$$t = \frac{-0.75}{\sqrt{23.36}}$$

$$t = \frac{-0.75}{4.83}$$

$$t_{\text{Hitung}} = -0.155$$

#### 2. t-Table

For level of significance (D) = 0.05

Degree of freedom (df) = (N<sub>1</sub> + N<sub>2</sub>) - 2 = (20 + 20) - 2 = 38

t - Table = -0.155

### The Significance Different in the Post-test

$$X_1 = 76.5 \quad SS_1 = 2405$$

$$X_2 = 65.5 \quad SS_2 = 7595$$

#### 1. t-Test

$$t = \frac{\bar{X}_1 - \bar{X}_2}{\sqrt{\left(\frac{SS_1 + SS_2}{n_1 + n_2 - 2}\right)\left(\frac{1}{n_1} + \frac{1}{n_2}\right)}}$$

$$t = \frac{76.5 - 65.5}{\sqrt{\left(\frac{2405 + 7595}{20 + 20 - 2}\right)\left(\frac{1}{20} + \frac{1}{20}\right)}}$$

$$t = \frac{11}{\sqrt{\left(\frac{10000}{38}\right)(0.1)}}$$

$$t = \frac{11}{\sqrt{(263.16)(0.1)}}$$

$$t = \frac{11}{\sqrt{26.32}}$$

$$t = \frac{11}{5.13}$$

$$t_{\text{Hitung}} = 2.144$$

#### 2. t-Table

For level of significance (D) = 0.05

$$\text{Degree of freedom (df)} = (N_1 + N_2) - 2 = (20 + 20) - 2 = 38$$

$$t - \text{Table} = 2.024$$

## APPENDIX VII

## The Distribution of T-Table

<i>Df</i>	<i>P</i>			
	0.10	0.05	0.01	0.001
1	6,314	12,706	63,657	636,619
2	2,920	4,303	9,925	31,599
3	2,353	3,182	5,841	12,924
4	2,132	2,776	4,604	8,610
5	2,015	2,571	4,032	6,869
6	1,943	2,447	3,707	5,959
7	1,895	2,365	3,499	5,408
8	1,860	2,306	3,355	5,041
9	1,833	2,262	3,250	4,781
10	1,812	2,228	3,169	4,587
11	1,796	2,201	3,106	4,437
12	1,782	2,179	3,055	4,318
13	1,771	2,160	3,012	4,221
14	1,761	2,145	2,977	4,140
15	1,753	2,131	2,947	4,073
16	1,746	2,120	2,921	4,015
17	1,740	2,110	2,898	3,965
18	1,734	2,101	2,878	3,922
19	1,729	2,093	2,861	3,883
20	1,725	2,086	2,845	3,850
21	1,721	2,080	2,831	3,819
22	1,717	2,074	2,819	3,792
23	1,714	2,069	2,807	3,768
24	1,711	2,064	2,797	3,745
25	1,708	2,060	2,787	3,725
26	1,706	2,056	2,779	3,707
27	1,703	2,052	2,771	3,690
28	1,701	2,048	2,763	3,674
29	1,699	2,045	2,756	3,659
30	1,697	2,042	2,750	3,646
38	1,686	2,024	2,333	2,711
40	1,684	2,021	2,704	3,551
50	1,676	2,009	2,678	3,496
60	1,671	2,000	2,660	3,460
80	1,664	1,990	2,639	3,416



## APPENDIX VIII

### LESSON PLAN OF MATERIAL

#### A. Identity

Theme : First meeting

Subject : English

Skill : Vocabulary

Group : Experimental class

Duration : 1 x 40 minutes

#### 1. General instructional object :

The students will be able to understand about How to use gesture to improve students' vocabulary mastery.

#### 2. Specific instructional object :

From this activity, the students are expected to be able to:

- a) Know the way to memorize vocabulary by using gesture
- b) Know the example of vocabularies and their gestures
- c) Know the pronunciation of the vocabularies

#### 3. Teaching material:

Six vocabularies and their gestures



Write



Read



Knock



Eat



Drink



Cry

#### Teaching Procedure :

##### a. Introduction/ Opening

- 1) Greeting/recognizing
- 2) The researcher checks the students' attendance list.
- 3) The researcher gives motivation to the students.

##### b. Presentation/ activity

- 1) The researcher explains about how to use gesture to memorize vocabulary.
- 2) The researcher shows some example words and pictures.
- 3) The students shout and demonstrate the words by their own gesture based on the picture repeatedly.

4) The researcher discusses the vocabularies with the students.

c. Closing

1) The researcher gives a chance to the students to give question if some of them still confuse with the material.

2) The researcher gives conclusion about the material today

3) The researcher closes the meeting.

4. Instructional resource:

The material comes from internet.

5. Evaluation:

a) Procedure: The researcher did evaluation based on the students' activities in the class.

b) Evaluation instrument

Oral test : Memorizing the vocabularies

Written test : Giving pre-test and post-test

## LESSON PLAN OF MATERIAL

### A. Identity

Theme : Second and Third meetings

Subject : English

Skill : Vocabulary

Group : Experimental class

Duration : 2 x 40 minutes

#### 1. General instructional object :

The students will be able to understand about How to use gesture to improve students' vocabulary mastery.

#### 2. Specific instructional object :

From this activity, the students are expected to be able to:

- a) Know the example of vocabularies and their gestures
- b) Know the pronunciation of the vocabularies

#### 3. Teaching material:

Twelve vocabularies and their gestures



Bite



Fishing




Dance



Brush

Cut

Clap



Jump

Kick

Hit



Sleep

Wake up

Run

### Teaching Procedure :

#### a. Introduction/ Opening

- 1) Greeting/recognizing
- 2) The researcher checks the students' attendance list.

3) The researcher gives motivation to the students.

b. Presentation/ activity

1) The researcher checks the students' understanding about the material that has been learnt before.

2) The researcher shows some example words and pictures.

3) The students shout and demonstrate the words by their own gesture based on the picture repeatedly.

4) The researcher discusses the vocabularies with the students.

c. Closing

1) The researcher gives a chance to the students to give question if some of them still confuse with the material.

2) The researcher gives conclusion about the material today

3) The researcher closes the meeting.

4. Instructional resource:

The material comes from internet.

5. Evaluation:

a) Procedure: The researcher did evaluation based on the students' activities in the class.

b) Evaluation instrument

Oral test : Memorizing the vocabularies

Written test : Giving pre-test and post-test

## LESSON PLAN OF MATERIAL

### A. Identity

Theme : Fourth and Fifth meetings

Subject : English

Skill : Vocabulary

Group : Experimental class

Duration : 2 x 40 minutes

#### 1. General instructional object :

The students will be able to understand about How to use gesture to improve students' vocabulary mastery.

#### 2. Specific instructional object :

From this activity, the students are expected to be able to:

- a) Know the example of vocabularies and their gestures
- b) Know the pronunciation of the vocabularies

#### 3. Teaching material:

Twelve vocabularies and their gestures

		
Swim	Wash	Swipe





		
Sit down	Stand up	Mop
		
Catch	Look	Fight
		
Cook	Laugh	Walk

### Teaching Procedure :

#### a. Introduction/ Opening

- 1) Greeting/recognizing
- 2) The researcher checks the students' attendance list.
- 3) The researcher gives motivation to the students.



b. Presentation/ activity

- 1) The researcher checks the students' understanding about the material that has been learnt before.
- 2) The researcher shows some example words and pictures.
- 3) The students shout and demonstrate the words by their own gesture based on the picture repeatedly.
- 4) The researcher discusses the vocabularies with the students.

c. Closing

- 1) The researcher gives a chance to the students to give question if some of them still confuse with the material.
- 2) The researcher gives conclusion about the material today
- 3) The researcher closes the meeting.

4. Instructional resource:

The material comes from internet.

5. Evaluation:

- a) Procedure: The researcher did evaluation based on the students' activities in the class.

b) Evaluation instrument

Oral test : Memorizing the vocabularies

Written test : Giving pre-test and post-test

## LESSON PLAN OF MATERIAL

### A. Identity

Theme : Sixth meeting

Subject : English

Skill : Vocabulary

Group : Experimental class

Duration : 1 x 40 minutes

#### 1. General instructional object :

The students will be able to understand about How to use gesture to improve students' vocabulary mastery.

#### 2. Specific instructional object :

From this activity, the students are expected to be able to:

- a) The students will be able to answer the daily exam which given by researcher.

#### 3. Teaching material: Daily exam (make a match)

Teaching Procedure:

##### a. Introduction/ Opening

- 1) Greeting/recognizing
- 2) The researcher checks the students' attendance list.
- 3) The researcher collects the students' notebooks.

##### b. Presentation/ activity

- 1) The researcher asks the students to prepare a paper on the table

- 2) The researcher gives the questions to the students in a paper
- 3) The researcher explains the way to answer the questions (giving instruction about the daily exam)
- 4) The researcher asks the students to answer the questions
- 5) The researcher collects students' paper of daily exam.

c. Closing

- 1) The researcher gives a comment about the activity today
- 2) The researcher closes the meeting.

4. Instructional resource:

The material comes from internet.

5. Evaluation:

- a) Procedure: The researcher did evaluation based on the students' activities in the class.
- b) Evaluation instrument

Oral test : Memorizing the vocabularies

Written test : Giving pre-test and post-test

## APPENDIX IX

### Research instrument

(Pre-Test)

**Nama** :

**Kelas** :

**Nomor Absen** :

Complete the sentences below by using these words: *cut, sweep, wake up, bite, drink, listen, kick, look, write, sleep, catch, wash, watch, read, cook, knock, sit, brush, eat, swim.*

1. I ...a cup of tea every morning.
2. It is the right moment the police ...the thief.
3. Try to ...the paper with this cutter.
4. I want to ...this amazing book.
5. Let me ...beside you in this chair.
6. I ...my school uniforms every Sunday.
7. ...the door before enter.
8. I ...the floor.
9. I am going to...before 22.00 o'clock.
10. I will ... this bread with my teeth.

11. My dad ... the news on the radio every morning.

12. My mom ...a letter for my dad.

13. I like to ...a horror movie with my brother.

14. I ...the ball to the other player.

15. We are going to ...in the swimming pool.


16. I ...my teeth.

17. My mom always ... at 4 am.

18. ...at me now, please.

19. I will ...some foods for you.

20. I ...noodle this morning.



## Research instrument

(Post-Test)

**Nama** :**Kelas** :**Nomor Absen** :

Complete the sentences below by using these words: *cut, sweep, wake up, bite, drink, listen, kick, look, write, sleep, catch, wash, watch, read, cook, knock, sit, brush, eat, swim.*

1. I ...at 05.00 o'clock every day.

2. You ...so beautiful in white.

3. I don't ...coffee this morning.

4. I will ...this apple with my teeth.

5. ...carefully and repeat after me.

6. I ...the floor.

7. You have to...before 22.00 o'clock.

8. I always ...the letter to my mom.


9. The police ...the thief.

10. Every two months, I ...my hair.

11. I like to...a book.

12. ...the door before enter.

13. I love swimming pool because I like to ....
14. ...your teeth every night.
15. I like to ...football match together with my brothers.
16. I ...the ball to the goal.
17. I always ...rice in the rice cooker.
18. I don't...any food in the night.
19. Let me ...beside you in this chair.
20. I ...my clothes every week.



**DOCUMENTATION (APPENDIX X)**

UNIVERSITAS ISLAM NEGERI







UNIVERSITAS ISLAM NEGERI



## CURRICULUM VITAE



The writer, Gusman, was born on August 11<sup>th</sup>, 1995 in Kalempang, Sidenreng Rappang Regency, South Sulawesi. She has one sister. He is the first child of Mansur and Nahria. He started her Elementary school in 2001 at SDN no. 3 Betao Kec. Pituriawa Kab. Sidrap and finished in 2007. His Junior High School was at SMPN 2 Maiwa and finished in 2010. Then he continued his study at SMAN 4 Enrekang (ex. SMAN 1 Maiwa) and graduated in 2013. At the same year, she was accepting as one of the students of English Education Department of Tarbiyah and Teaching Science Faculty at Alauddin State Islamic University of Makassar.

UNIVERSITAS ISLAM NEGERI  
**ALAUDDIN**  
M A K A S S A R