


**THE APPLICATION OF GRADED READING MATERIALS
TO IMPROVE THE 3RD YEAR STUDENTS' READING
COMPREHENSION (A CLASSROOM ACTION
RESEARCH AT MA MADANI PAO-PAO)**



A Thesis

*Submitted in Partial Fulfillment of the Requirements for Degree of Sarjana
Pendidikan in English Education of Tarbiyah and Teaching
Training Faculty of UIN Alauddin Makassar*

By:
M A K A S S A R

ANDI NOVIA DWI AYUNINGTIAS

Reg. Number: 20400113042

**ENGLISH EDUCATION DEPARTMENT TARBIYAH AND
TEACHING TRAINING FACULTY UIN ALAUDDIN
MAKASSAR**

2017

PERNYATAAN KEASLIAN SKRIPSI

Dengan penuh kesadaran, penulis yang bertanda tangan di bawah ini:

Nama : Andi Novia Dwi Ayuningtias
NIM : 20400113042
Tempat/Tgl. Lahir : Ujung Pandang, 02 November 1995
Jur/Prodi/Konsentrasi : Pendidikan Bahasa Inggris
Fakultas/Program : Tarbiyah dan Keguruan
Alamat : Jl. Mallengkeri 3 Kompleks ZCHAR
Judul : *The Application of Graded Reading Materials to Improve Students' Reading Comprehension (A Classroom Action Research at the 3rd Grade of MA MADANI Pao-Pao)*

menyatakan dengan sesungguhnya dan penuh kesadaran bahwa skripsi ini benar adalah hasil karya sendiri. Jika di kemudian hari terbukti bahwa ia merupakan duplikat, tiruan, plagiat, atau dibuat oleh orang lain, sebagian atau seluruhnya, maka skripsi dan gelar yang diperoleh karenanya batal demi hukum.

Samata-Gowa, 23 November 2017

Penulis,



Andi Novia Dwi Ayuningtias
NIM: 20400113042

PERSETUJUAN PEMBIMBING

Pembimbing penulisan skripsi saudara, **Andi Novia Dwi Ayuningtias**, NIM: **20400113042**, mahasiswa Jurusan Pendidikan Bahasa Inggris pada Fakultas Tarbiyah dan Keguruan UIN Alauddin Makassar, setelah dengan seksama meneliti dan mengoreksi skripsi yang bersangkutan dengan judul *“The Application of Graded Reading Materials to Improve Students’ Reading Comprehension (A Classroom Action Research at the 3rd Grade of MA MADANI Pao-Pao)”* memandang bahwa skripsi tersebut telah memenuhi syarat-syarat ilmiah dan dapat disetujui untuk diajukan ke sidang munaqasyah.

Demikian persetujuan ini diberikan untuk proses selanjutnya.


Samata-Gowa, 23 November 2017

Pembimbing I

Pembimbing II



Dr. Hj. Mardiana, M.Hum.
NIP. 19690815 199303 2 001



Dr. M. Rusdi T, M.Ag.
NIP. 19961215 199403 1 006

PENGESAHAN SKRIPSI

Skripsi yang berjudul, *"The Application of Graded Reading Materials to Improve The 3rd Year Students' Reading Comprehension (A Classroom Action Research at MA MADANI Pao-Pao)"*, yang disusun oleh **Andi Novia Dwi Ayuningtias**, NIM: 20400113042, mahasiswa Jurusan Pendidikan Bahasa Inggris pada Fakultas Tarbiyah dan Keguruan UIN Alauddin Makassar, telah diujikan dan dipertahankan dalam sidang munaqasyah yang diselenggarakan pada hari **Selasa**, tanggal **28 November 2017** yang bertepatan dengan tanggal **9 Rabiul Awal 1439 H** dan dinyatakan telah dapat diterima sebagai salah satu syarat untuk memperoleh gelar Sarjana Pendidikan (S.Pd.) pada Fakultas Tarbiyah dan Keguruan, Jurusan Pendidikan Bahasa Inggris dengan beberapa perbaikan.

Samata – Gowa, 28 November 2017
9 Rabiul Awal 1439 H

DEWAN PENGUJI


(SK. Dekan No. 2950 Tertanggal 24 November Tahun 2017)

Ketua : Dr. Muljono Damopolii, M.Ag.
Sekretaris : Dr. Hamka, M.Th.I.
Munaqisy I : Dr. Kamsinah, M. Pd. I.
Munaqisy II : Dr. H. Nur Asik, M. Hum.
Pembimbing I : Dr. Hj. Mardiana, M.Hum.
Pembimbing II : Dr. M. Rusdi T, M. Ag.



Diketahui oleh:

Dekan Fakultas Tarbiyah dan Keguruan
UIN Alauddin Makassar, //


Dr. H. Muhammad Amri, Lc., M. Ag.
NIP. 19730120 200312 1 001

ACKNOWLEDGEMENT

بِسْمِ اللَّهِ الرَّحْمَنِ الرَّحِيمِ

Alhamdulillah Rabbil Alamin, the writer would like to express her deepest gratitude to the Almighty Allah SWT. who has been giving mercies, blessings, inspiration and good health all the time to conduct the writing of this thesis. Also, Shalawat and Salam are delivered to our great prophet Muhammad SAW. who has brought us from the darkness into the lightness.

During the writing of this thesis, the writer received much assistance from a number of people for their valuable guidances, corrections, suggestions, advices and golden supports. Without them, the writing of this thesis would have never been possible completed especially for the writer's beloved parents **Muh. Adras** and **Andi Wahidah**, who always give attention to their daughter and their strong motivation both material and spirit until the completing of this thesis. In addition, the writer would like to express the greatest thankful and appreciation for those people, they are:

1. **Prof. Dr. H. Musafir Pababbari, M.Si.** as the Rector of Alauddin State Islamic University (UIN) of Makassar.
2. **Dr. H. Muhammad Amri, Lc., M. Ag.** as the Dean of Tarbiyah and Teaching Science Faculty of Alauddin State Islamic University (UIN) of Makassar.
3. **Dr. Kamsinah, M. Pd. I.** and **Sitti Nurpahmi, S. Pd., M. Pd.** As the Head and Secretary of English Education Department of Tarbiyah and Teaching Science Faculty of Alauddin State Islamic University (UIN) of Makassar.
4. **Dr. Hj. Mardiana, M.Hum.** and **Dr. M. Rusdi T, M.Ag.**, as the first and the second consultants for their guidances, supports, suggestions and advices during the writing of this thesis.

5. The most profound thanks to all lecturers of English Department and all staffs of Tarbiyah and Teaching Science Faculty for their help, support, and guidance during the writer has been studying at Alauddin State Islamic University (UIN) of Makassar.
6. The Headmaster of MA MADANI Pao-Pao, **Rina Kurnia, S.Pd., M.Pd.**, Who gave permission to conduct a research at MA MADANI Pao-Pao.
7. The English teacher of MA MADANI Pao-Pao, **Nur Aida, S.Pd., M.Pd.**, who helped, guided, and supported the researcher during the research of the writer thesis.
8. All of the staffs of MA MADANI Pao-Pao who were willing to spend their time to participate in this research.
9. The students of the 3rd grade MA MADANI Pao-Pao who spends their time so willingly to participate the writer research.
10. Her lovely sister and brother, **Andi Sartika Pratiwi Dewi, Andi Indri Tri Damayanti, Andi Muh. Dirgantara** who always support and help her in her day.
11. The writer's classmates in English Education Department **PBI 3 and 4 (2013)**, **Nurtiala, Zuhulaefah Burhan, Husni Mubarak, Jusni, Nilasari, Rika Anggari, Megawati, Bella Aldama**, and all friends who could not be mentioned one by one. Thanks for the friendship and suggestions to finish this research.
12. The writer's best friend from Senior High School, **Aprilia Ramayanti, Intan NurIndah Sari, Eunike Lenina Theresia**, thank you for always gave motivation to the writer to finish their thesis.
13. Thanks to **Hikmat Faisal Azhar** who has given the writer experience that became her lesson. So that, the researcher could finished this thesis.

14. Special thanks delivered to **Tri Prasetya Bayu Aji**, for always supports the writer, helps her to wake up in the morning with his called.
15. Everyone who has helped the writer, not only in the making of this thesis, but through the ups and downs of her university's life. The writer could not mention them one by one. All the writer can say is the writer could not be more grateful for their contribution. May Allah bless them all.

The writer does realize that this thesis is still far from being perfect and still needs more improvement to get better result, so that corrections, suggestions and advices are always expected. Therefore, the writer welcomes all kinds of corrections suggestions, and advices for a better writing. Hopefully, this thesis can give usefulness for the development of English teaching-learning.

Finally, willingly the writer prays may all our efforts be blessed by Allah SWT. Aamiin.

Samata-Gowa, 23 November 2017

The Writer,




Andi Novia Dwi Ayuningtias

Reg. Number: 20400113042

LIST OF CONTENTS

	Page
TITLE PAGE	i
PERNYATAAN KEASLIAN SKRIPSI	ii
PERSETUJUAN PEMBIMBING	iii
PENGESAHAN SKRIPSI	iv
ACKNOWLEDGEMENT	v
LIST OF CONTENTS	viii
LIST OF TABLES	x
ABSTRACT	xi
CHAPTER I. INTRODUCTION	1
A. Background	4
B. Research Problem	4
C. Research Objective	4
D. Research Significances	4
E. Research Scope	5
F. Operational Definition of Terms	5
CHAPTER II. REVIEW OF RELATED LITERATURE	7
A. Previous of Related Research Findings	7
B. Some Pertinents Ideas	8
CHAPTER III. RESEARCH METHOD	18
A. Research Design	18
B. Research Setting	20
C. Research Participants	20
D. Research Target	21
E. Research Instrument	21
F. Data Collecting Procedure	22
G. Technique of Data Analysis	22

CHAPTER IV. FINDINGS AND DISCUSSION.....	26
A. Findings.....	26
B. Discussion	40
CHAPTER V. CONCLUSION AND SUGGESTION.....	42
A. Conclusions	42
B. Suggestions	42
BIBLIOGRAPHY.....	43
APPENDICES	
CURRICULUM VITAE	



LIST OF TABLES

1. The Form of Observation Checklist	23
2. Classification Students' Response	24
3. Classifications Students' Score.....	25
4. The Result of the Observation in the First Cycle	29
5. Frequency Distribution and Percentage the Students' Score of First Cycle Test	31
6. Comparison of the Observation between the First Cycle and the Second Cycle .	35
7. Frequency Distribution and Percentage the Students Learning achievement of Second Cycle Test	38
8. The Distribution of Score Frequency and Percentage after Teaching and Learning Process of Cycle I (C1) and Cycle II	39

ABSTRACT

Title : *The Application of Graded Reading Materials to Improve the Third Year Students' Reading Comprehension (A Classroom Action Research at MA Madani Pao-Pao)*
Researcher : Andi Novia Dwi Ayuningtias
Reg. Number : 20400113042
Consultant I : Dr. Hj. Mardiana, M.Hum.
Consultant II : Dr. M. Rusdi T, M.Ag.

This research was conducted in order to improve students' reading comprehension at the 3rd grade of MA MADANI which consisted of 33 students' with 14 men and 19 women through Graded Reading Materials.

This research used a Classroom Action Research (CAR) which was conducted to solve the students' problem in English reading. The researcher did two cycles, in each cycle consist of planning, acting, observing and reflecting. The data were gathered through qualitative and quantitative data. The qualitative data were obtained by analyzing the test. Then, quantitative data were obtained by analyzing the observation checklist.

The finding of the research indicated that the implementation of Graded Reading Materials was successful since the criteria of success were achieved. The first cycle was 24.24% of students could exceed the target score based on the Standard Minimum Score, and 75.75% of students' did not achieve the target score. And the second cycle showed that 100% of students had already achieved the target score based on the Standard Minimum Score.

The result of observation checklist showed that through Graded Reading Materials, the students were more creative and confident in the classroom especially in reading activity.

Based on the finding mentioned above, the researcher suggests that English teacher could implement Graded Reading Materials in teaching reading, in order to improve students in learning English Reading.

Based on the findings mentioned above, the researcher assumes that the more students reading English text, the more their reading skill will be better.

CHAPTER I

INTRODUCTION

A. Background

English is used as an international language by the majority of countries of the world. As an international language, English has a very important role in the development of education, communication, commerce, diplomacy, social, and scientific research. In education field, English prompted become an important subject learnt by the student throughout the world.

In learning English, there are four skills that must be mastered. They are listening, speaking, reading, and writing. The four skills mentioned above are divided into receptive and productive skills. Speaking and writing are productive skills, while listening and reading are receptive skills. Comprehending English is a difficult thing for students if they do not have basic knowledge, especially in comprehending reading text.

Reading is a process recognition or interpretation of written materials and it ideals with the language form. Sheng, (2000: 12), stated that reading is a process of communication from the writer to the reader. It involves letters, words, phrases, and clauses. Through reading, we can increase our experience, develop new concept, solve our problem, study how the words are used, how to implement the grammatical rules, and get many knowledge.

In teaching reading, it is believed that a teacher can handle the class easily if the students have motivation to learn and read where the students are bored to do so. This is why many English teachers try to build up the students' motivation to read by

using various teaching strategies. One of them was using Graded Material that I applied for this research.

Using the graded reading material can motivate the students to identify what had happen? Where did it happen? When did it happen? How did it happen? And what were the results.

Reading as a part of receptive skills in the printed information is very dominant nowadays. Through reading people could improve their own knowledge, experience and broaden their horizon of thinking. Which were needed to ensure the continuing personal growth and adapt the changes in the world. Harvey (1991), argued that the purpose of reading in language is inform ourselves about something we are interested in, or challenges our knowledge on certain matters. In other words, to extend experience of the world in which people live.

The comprehension towards the reading materials was the main goals, but the fact showed that the majority of the students were not competent to comprehend English well as Halim (1987: 2), stated that most students encounter the problem in comprehending an English text.

Based on the previous observation to the students of MA MADANI Pao-Pao especially at the 3rd grade, revealed that students' achievement in reading was still low. The average score was 65 while the standard of curriculum is 75. It implies a poor score category. This study aimed to solve this problem until the students got a good score. The researcher wanted minimal score at 75 in learning Reading. The students' had a poor category for a reason that they have inadequate vocabulary and did not understand the word they had read including its pronunciation.

By looking this fact, teachers must give some variety of teaching techniques in reading class in order motivated students to comprehend the reading text.

In this case, the writer was going to discuss one variation in teaching reading namely using Graded Reading Materials to teach effective communication. A teacher could create their own materials for using it to the class. Many teachers found it useful to use published materials. The most well-known graded or simplified materials available for the classroom were graded readers.

Graded reading materials can be applied at the upper elementary students for improving their comprehension. In this case, the researcher selected MA MADANI Pao-Pao. According to the information of the English teacher there, the students' reading comprehension skill was poor. All of the students could read but only few of students could comprehend or could understand what they had read especially English text. The students also got difficulties in answering questions related to English text that was given to them. Referring explanation in advance, the researcher was interested in conducting a research under the title: **The Application of Graded Reading Materials to Improve the Thrid Year Students' Reading Comprehension** (A Classroom Action Research at MA MADANI Pao-Pao).

B. Research Problem

Based on the background above, the researcher formulated the following research question:

How does the application of Graded Reading Materials improve the students' reading comprehension at the 3rd grade students of MA MADANI Pao-Pao?

C. Research Objective

Based on the problem statement above, the objectives of the research was to identify:

The use of Graded Reading Materials in improving students' reading comprehension at the 3rd grade students' of MA MADANI Pao-Pao.

D. Research Significance

The result of the research is expected to be a piece of meaningful contribution for both teachers and students in learning reading materials.

1. Theoretical Significance

Graded reading materials could be used both speaking and reading skill. In the teaching reading comprehension the teacher provided the reading source. The teacher introduces a passage of text to the students; they read the text to get the main idea and comprehending it with fully.

2. Practical Significance

a. Significance for the students

Through this material, the researcher expected that all of the students were able to improve their reading comprehension.

b. Significance for the teachers

This research is expected to help the teachers guiding their students in improving their students' reading comprehension. In addition, the researcher also expected the result of this research could give positive contributions for all English teachers.

c. Significance for readers

It could be used to bring positive impacts for the readers to improve their reading comprehension with easy ways.

E. Research Scope

In this study, the writer focused on improving the students' ability to find the main ideas and content of reading text by using Graded Reading materials at the 3rd grade students of MA MADANI Pao-Pao.

F. Operational Definition of Terms

These were the key terms of the research:

1. Reading

Nuttal (2000) stated, reading mean a result of interaction between the writer's mind and the reader's mind. It was the way how the reader tried to get the messages or the intended meaning from the writer. In this process, the reader's tried to create the meanings intended by the writer, the reader can get the message and the writer's meaning sense.

2. Reading Comprehension

Smith and Robinson (1980: 5), defined reading comprehension as the understanding, evaluating, and utilizing of information and ideas gained through an interaction between the reader and author.

3. Graded Reading Materials

Rob Warring (1990), Graded reading is also known as basal reading or simplified reading. The rationale behind materials is to allow the reader to read without difficulty. Graded reading therefore involves reading of material which has been made easy to read. The material can be graded (i.e. simplified) according to the use of high frequency vocabulary rather than vocabulary a native speaker might use, simplified phrasing or sentences, the use of illustration, and so on.

CHAPTER II

REVIEW OF RELATED LITERATURE

A. Previous of Related Research Findings

A lot of researchers had already reported their researches both of motivation as well as Graded Reading Materials. Some findings of related research are presented in section as follows:

Jonathan Aliponga (2013), in his experiment research wanted to improve students' motivation to read through Reading Journal. As the result, the reading journal motivated students to read more, enable them to understand the main idea and important details of the reading materials and enable them to think critically.

Other research, Budi Prasetyono (2014), in his research, he wanted to improves the students reading comprehension through Extensive Reading activity. In the end of his research, the implementation of Extensive Reading activity had successfully improved the students' reading comprehension.

Furthermore, Dwi Yunitasari (2015), she wanted to Improve reading comprehension of the eight grade students of SMPN 15 Yogyakarta by using R-A-P strategy. Consequently, teaching reading by using R-A-P Strategy was very successfully improves the students' reading comprehension skill; this strategy helps the students improve their enthusiasm and attention in the process of teaching and learning English.

As a conclusion, some previous findings described that reading could be improved by a couple of strategies and methods.

B. Some Pertinent Ideas

1. Definition of Graded Reading Materials

Yoda Schmidt from ESL articles, found out the teaching effective communication through graded reading materials will building reading speed, lexical speed access, reading fluency, and the ability when reading to move from working with words to working with ideas.

According to Palmer (2002: 2), it is an activity in reproducing information either into a fully linguistic from diagrammatic or semi diagrammatic and vice-versa. Graded reading material method can be used both speaking and reading skill. In the speaking form, the students are able to speak to the other people. In the teaching reading comprehension the teacher provides the reading source. In this method, teacher introduces a passage of text to the students; they read the text to get the main idea and comprehending it fully. The result of the activity can show that the students have understood or not about the text they have read. Then the students write a response to a particular quotation from the reading text, which they think the most interesting or the most difficult section. After that, they use the graded reading they get from the text to do a discussion, to do a paired annotation, or for group activity.

Graded Readers (also called 'Readers') are books (both fiction and non-fiction) written especially for language learners to build their reading speed and fluency and to give them chances to practice 'real' reading for pleasure. They are called 'graded' readers because they are written according to a pedagogical syllabus which has increasing grades, or levels, of difficulty. They are graded through tight control of the plot, vocabulary, and grammar and judicious use of images. Native

books have many words which appear only one or two times whereas publishers control the vocabulary in graded readers to get rid of low frequency words and to make useful words appear more frequently to help learning. Graded Readers are not to be confused with books written for school year 'grades'. A series of graded readers may have say, 6-8 difficulty levels from 'Starter' to 'Advanced' with dozens of books at each level each of approximately equal difficulty. The Starter level books have a very limited vocabulary of highly frequent words and phrases and the simplest grammar. They complement and recycle much of the language students would meet in their 'Starter' level textbook. Elementary level books have slightly more difficult vocabulary and grammar, a more complex plot and fewer illustrations, and matches the language taught in elementary level textbooks. The Intermediate level books are more difficult - and so on up to the Advanced levels. In this way, graded readers help students to 'step-up' their learning by building on previously learnt knowledge and skills.

There are currently thousands of these books available from dozens of publishers worldwide. A comprehensive list of graded reader series is available on the Extensive Reading Foundation website (2011).

2. Characteristic of Graded Reading Materials

- a. Graded reading uses specially prepared materials while extensive reading can, but need not do so.
- b. Extensive reading requires fluent reading while graded materials can be used for intensive or extensive reading.
- c. Reading sees pleasure as a goal leading to increase motivation.

- d. Graded reading has specific purposes: for readers to read enough material at one level to develop sufficient fluency and other forms of linguistic knowledge to enable them to move to higher level. The ultimate goal of graded reading is to do so much of it that the learner can deal with native level text fluently.

3. The Reason of Graded Reading

There are several reasons. I shall discuss four linguistic benefits:

- a. Building reading speed;
- b. Lexical speed access;
- c. Reading fluency;
- d. The ability when reading to move from working with words to working with ideas;
- e. Students to meet lots of comprehensible language;
- f. Students to 'step-up' their reading ability gradually level by level;
- g. Provide motivating interesting reading materials are a bridge to the eventual reading of native-level reading materials;

4. Concept of Reading

- a. Definition of Reading

Several linguist' has define the terms of reading. Some of whose definitions have basically the same key term-getting information from the printed symbols.

William (1984: 2), Reading is a process where by one looks at and understand what has been written this definition emphasized for the word understanding it's mean that reading not followed understanding.

Reinking and Sceiner (1985) in Kustaryo (1988: 2) say that, Reading is instantaneous recognition of various written symbols with existing knowledge and comprehension of the information and ideas communicated.

Beck and McKeown, (1998: 2), state that meaning, learning, and pleasure are the final goals of learning to read, although fundamental skill such as phonics and fluency are important building blocks of reading. Reading comprehension is much more important. Knowing how to read words has ultimately little value if the students could not construct the text.

b. Reading process

There are eight processes in reading according to Burn (1994) as follows:

- 1) ***Sensory Process*** means perceives the printed symbol visually.
- 2) ***Perceptual Process*** means interpret what they see as symbols or words.
- 3) ***Sequential Process*** means follow the linear, logical, and grammatical patterns of the written words.
- 4) ***Associational Process*** means recognize the connections between symbols and sounds, between words and what they represent.
- 5) ***Experiential process*** means relate words back to direct experience to give words meaning.
- 6) ***Thinking process*** means make inferences from and evaluate the material.
- 7) ***Learning process*** means remember what they learned in the past and incorporate new ideas and facts.
- 8) ***Affective process*** means deal with interest and attitudes the affect the task of reading.

c. Some Reading Techniques

In English there are three kinds of reading techniques, namely: survey reading, Skimming and scanning.

1) Survey Reading

In survey reading, a reader surveys some information he wants. Thus before coming to reading process, he must set some kinds of information he needs. In survey reading, a schemata or previous knowledge is very helpful because it enables the readers to comprehend the main point in the text easily (Brown 1987: 17).

2) Skimming

Skimming reading is glancing rapidly through a text to determine the gist, for example, in order to get the general area of idea of what the text is about (Nuttal, 1982: 34)

3) Scanning

Scanning means glancing rapidly through a text either to search for specific information or to get an initial impression of whether the text is suitable for a given purpose. When scanning the reader tries to located the specific in information and often he does not even follow the linearity of the passage to do (Nuttal, 1982: 34).

d. What Is Reading Comprehension?

Thinker (1975: 5), stated that reading comprehension is not just reading with a loud voice but reading to establish and understand the meaning of words, sentences, and paragraph sense relationship among his ideas. As it is, if a student just

reads loudly but cannot understand the content of the passage, it means he/she fails in comprehending the passage. He also says that during reading comprehension process, the students must pay full attention in order to be able to catch all ideas written in the passage. As what he says, students reading ability is very important in dealing with reading comprehension because reading can comprehend the passage if he/she is able to understand the meaning of every word or sentences and their correlation among one and others.

Goodman in Otto etc. al. (1979: 151-152), defined that reading comprehension is an interaction between taught and language. How far the reader can comprehend the passage in reading process is represented by his ability to understand and criticize the author's messages.

The achievement in reading comprehension is really based on how far a reader can comprehend or understand and gain meaningful information encoded by the author. Reading achievement can be gained toward reading skills and reading competence. Besides that, good in reading strategies also treated as a requirement.

1) Levels of Comprehension

When the reader has no clearly defined specific, purpose but is simply reading, he may be said to comprehend at one or more levels, the term "level" does not mean simply different degree of difficulties it refers to the attitude and reaction to what is read (Alexander, 2003: 16).

a) Literal Comprehension

Literal reading refers to the ideas and fact that directly stated on the printed pages. Literal reading is the skill of getting on the primary direct literal meaning of a

word, main ideas or sentences in context. The basic of literal comprehension are recognizing is fundamental to all reading skill at any levels because a reader must first understand what the author said before he can draw an inference or make an evaluation.

(a) Main Ideas

The most valuable reading comprehension skill are the probably the ability to determine the most importance thing in our her is saying. Read the following paragraph to see if you can distinguish between assential and non-essential information and between the main idea.

(b) Meaning of Words From Context

As we probably know, the text way to improved your vocabulary is to read as often and as much as possible, we sometimes learn award what we don't know by looking at it is sentence, that is by looking at its context.

b) Interpretive or Inferential Comprehension

Higher of level comprehension involves reading beyond or the lines. The reader brings knowledge and experience to the act of reading and draws inferences. Interpretive of referential comprehension includes thinking process such as drawing conclusion, making generalization out comes.

c) Critical or applied reading comprehension.

For literal comprehension, the reader needs only to clay what it is state to receive the author literal massage. For higher level of comprehension, the reader is involved in an interchange of ideas with the author and applies reading to life situation.

d) Creative Comprehension

Creative comprehension involves the positive response of listener or readers to what has been heard or read. Sometimes a response may not be evident and therefore one person's response may very different from other.

Understanding at the creative level involves applying new knowledge to an existing situation, or applying existing knowledge to a new situation. It is also concerned with the production of new ideas and solving of problems of an open-ended kind, where more than one course of action is possible.

2) The sub-skill of comprehension

Lunzer and Gardner (1986: 40), promotes the sub-skills of comprehension based on this research, as follows:

- a) Identifying word meanings;
- b) Drawing inferences;
- c) Identifying the writer's technique and recognizing the mood of passage; and
- d) Finding answers to questions.

3) The Process of Reading Comprehension

Davies and Whitney (1983: 11) state there are three vital process involved in reading comprehension, as follows:

- a) Previewing-scanning, searching, reading bits (heading, illustrations, paragraph openers) and setting up some expectation.
- b) Predicting: making guesses which are informed these expectation, knowledge of the subject, the writer, the type or time of writing, of the likely concepts, contents or conventions.

- c) Checking: confirm, exchanging or extending predictions or pre-knowledge by using features within the text or resources outside it.

The process above must be done orderly since its aim is to make the students better guessers. The work is directed as setting up situation where students work closely as individuals or together in teaching, by guessing immediate context, wider context, part of speech or part of words.

In connection with the reading activities, the process of the teaching learning should be task-oriented; in the sense that the students have to do or perform something based on the task given. Therefore the students in the learning reading have.

4) Reading Test

At literal level of comprehension, Gergson et. Al (1983: 4) state that in specific context of comprehension exercises requires answer which involve reiterating details of the text. Such answers can be copied directly from the text, and do not necessary demand any understanding other than that of simply syntax.

5) Reason for Reading

According to Jeremy Harmer, (1995: 190), there are reasons for reading:

b) Reading in language learning

Reading is an exercise dominated by the eyes and the brain. The eyes receives message and the brain has to work out the significance of these message.

c) Reading for information

In most cases, reading for information is relevant to accurate study of the reader. They read to find out information to reduce their uncertain.

d) Reading for pleasure

Reading for pleasure is done without other people's reader but according to an individual reader's wish and taste.

6) The Reading Material is easy

This clearly separates extensive reading from other approaches to teaching foreign language reading. In discussing first language reading development, try observes that beginning reader do better with easier materials.

The used of easy materials is controversial. There is still a pervasive view that, to accustom student to real—world reading, real—world texts should be used for extensive reading. This is to confuse the means with the end, and paradoxically to rob read more and study more, and to be able to ladder up as their foreign texts that reflect their language ability—texts They find easy and enjoyable at every step of the way (Waris Hamid, 2011: 67).

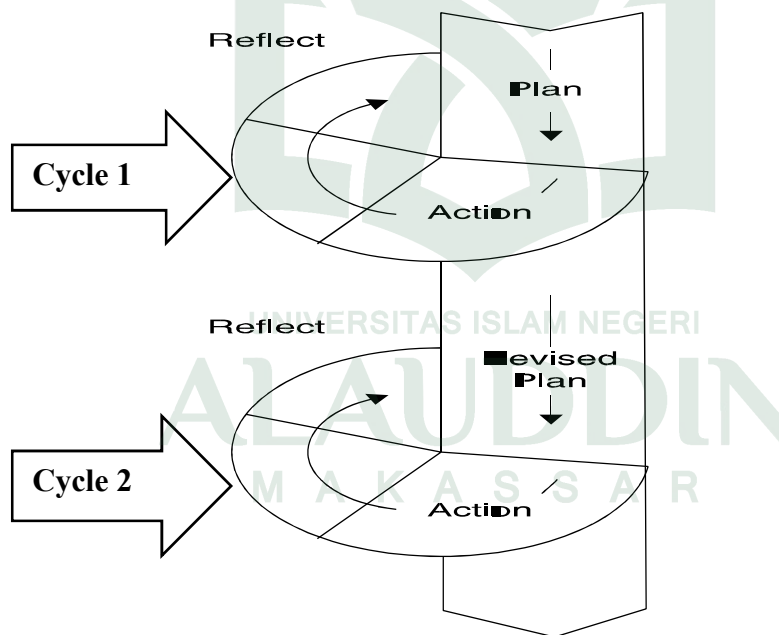
CHAPTER III

RESEARCH METHOD

A. Research Design

In this research, the researcher used the Classroom Action Research principle (CAR). The researcher applied Graded Reading Materials to improve the students' reading comprehension. It was done under the CAR's implementation which consisted of planning, action, observation and reflection.

Below is Classroom Action Research model based on Kemmis and McTaggart (1998) was adapted from Burns, (2010: 9).



Action Research typically involves four broad phases in a cycle of research. The first cycle might become a continuing, or iterative, spiral of cycles which recur until the action researcher has achieved the satisfactory outcome and feels it is time to stop (Burns, 2010: 8).

a) Planning

In this phase, the teacher made:

1. The lesson plan before doing classroom action research, the teacher set up equipment such as, lesson plan and observation checklist.
2. Instrument evaluation that was used in classroom action research.

b) Action

The action of each meeting was described as follows:

1. The students were given descriptive text, and then they have to understand the text.
2. The teacher introduced a passage of text to the students.
3. The students read the text to get the main idea and comprehending it with fully concentration.
4. The students mentioned a response to a particular quotation from the reading text, which they thought the most interesting or the most difficult section.
5. The students discussed about the text they read.
6. The teachers checked the students' understanding and gave feedback or correction but only in the last activity.
7. The teacher gave some question for the students.

c) Observation

In this part the teacher observed:

1. The Students' participation and response during teaching and learning process.
2. The students' competence in reading text.

d) Reflection

At this point, the researcher evaluated the teaching-learning process. Then, did reflection by seeing the result of the observation, whether the teaching learning process of improving reading comprehension through “Graded Reading Materials” comprehension success criteria based on the test result of the first action.

B. Research Setting

This research lasted for more than 10 months, started on January, 2017 until November, 2017. It was the time from observing until collecting data. In the other words, the researcher first conducted preliminary study on January 2017. This research at least took time for ten months. The researcher took MA MADANI Pao-Pao as a place for this research which is located on Jln. Bontotangnga no.46 Gowa regency. The reason of taking this school was because the researcher hoped that this research would give a big contribution especially for the English teachers there.

C. Research Participants

The research participants of this classroom action research were the 3rd grade students in MA MADANI Pao-Pao. The class consisted of 33 students with 14 men and 19 women. The reason of taking this school as the research participant was because the teacher used monotonous activities in learning process and reading activities. This situation can give negative effect to the students in which the students would not be motivated and interested to learn more about English.

D. Research Target

To achieves the successfulness indicator of students' score of MA MADANI Pao-Pao, i.e., 75.

The students' achievement and failure in doing the planned activities will be assessed by referring the criterion issued of MA MADANI Pao-Pao, namely Kriteria Ketuntasan Minimal (Minimum Passing grade Criteria). Based on the minimum ability criteria in the school, the school decides that the minimum ability criteria that the students have to reach is 75. A class can be said reach the standard value if 75% students have caught the minimum ability criteria.

E. Research Instrument

To find out the students' motivation to read graded reading materials, the researcher used observation check list and test.

1. Observation Checklist

Observation check list used to know the students' activeness in the teaching and learning process. The observation checklist would be used as guide information in the teaching and learning process when the action was conducted. It contained some aspects with several indicators of each aspect. Those aspects were related to how the teacher taught reading, students' behavior and the learning materials. The data were recorded every time through some descriptions in the form of field notes.

2. Test

The test was conducted by delivering a reading text to each student. Asked them to read the text loudly in 15 minutes and then asked them to answer the given

questions related to the text. The reading comprehension tests was multiple-choice. The tests contained 10 number questions and 4 options of the multi level marketing.

F. Data Collecting Procedure

The procedures of collecting data were as follows:

1. Observation Checklist

The researcher and the collaborator observed the students in each activity to identify the attitudes of the students to learn through Graded Reading Materials. This lasted from the beginning of the class until the end of the class in each cycle. The learning achievement and interasting atmosphere of the class created by the teacher.

2. Test

Achievement test was given at the end of each cycle. It was used to know the improvement of the 33 students' skill in reading through Graded Reading Materials in teaching and learning process.

G. Technique of Data Analysis

After collecting data, the researcher analyzed them to get valid data. In this research, the researcher use two techniques in analyzing the data, namely qualitative data and quantitative data.

1. Qualitative data

Qualitative data was analyzed by using Huberman and Miles (1984:137). Data analysis procedure such as data reduction, display, draw, conclusion and verification. Qualitative data was taken from obseravtion checklist.

Table 3.1 The Form of Observation Checklist

No.	Learning Process	Percentage
1.	The students respond the greeting from the teacher.	
2.	The students listen to the material explained by the teacher.	
3.	The students answer the question about descriptive text.	
4.	The students listens the purpose of the learning by the teacher.	
5.	Sttudents accept descriptive text from the teacher.	
6.	The students read the descriptive text were given	
7.	The students ask the teacher about vocabulary that they do not understand in that text.	
8.	The students explain what they understand from the descriptive text.	
9.	The students mention the main idea of the text.	
10.	The students answer the question in worksheet.	
11.	The students summarize what they understand from the text.	
12.	The students mention unfamiliar words that they get.	
13.	The students together with the teacher make a summary of the material that has been studied.	
14.	The students respond the closed learning process.	
Total		
Mean score		

2. Quantitative data

- a. The criterion of scoring from the observation scheme such as below (Mabruroh, 2011)

Table 3.2 Classification Students' Response

Classification of students' response	Percentage interval
Excellent response	86%-100%
Good response	71%-85%
Sufficient response	56%-70%
Bad response	<55%

- b. Measuring students' mean score

The researcher calculated the mean of test to measure the improvement of students' in every cycle after calculated the percentage of individual students' score.

The researcher will calculate the mean by using formula as stated by Arikunto, (2006) which follow:

$$\bar{x} = \frac{\sum X}{N}$$

Explanation :

\bar{x} : The average of students score

$\sum X$: Frequency of the students score

N : The number of the students

- c. Computing the frequency percentage of students score

$$P = \frac{F}{N} \times 100\%$$

Explanation:

F : Frequency of students' score

N : The total number of students' score

P : Rate percentage

- d. The score of students' achievement can be calculated by using this following formula (Cohen, 2000):

$$\text{Score} = \frac{\text{The number of right answer}}{\text{The number of questions}} \times 100$$

- e. After counting the result statistically, the researcher will classify the score into some levels by using the level achievement table (Depdikbud in Andi Herdiana, 2016).

Table 3.3 Classification Students' Score

The students that exceed the Standard Minimum Score (KKM).	≤ 75
The students that achieve the Standard Minimum Score (KKM).	$= 75$
The students does not achieve the Standard Minimum Score (KKM)	≥ 75

CHAPTER IV

FINDINGS AND DISCUSSION

This chapter deals with the findings and the discussion of this research.

A. Findings

1. The first cycle

a. Plan

In this step, researcher prepared what have to do in action step, such as all required materials namely: lesson plans, test (test in each cycle), reading materials, observation checklist, students' work paper, students' answer sheet and camera.

In teaching reading, researcher applied Graded Reading Materials. In every meeting used different reading materials and was focused on reading a descriptive text.

During the teaching and learning process, the researcher observed the students by using observation checklist. It consisted of some indicators of achievements to know the students' response through the use of Graded Reading Materials in improving students' reading skill.

b. Action

Action consisted of four meetings; in every meetings applied Graded Reading Materials in teaching and learning process.

1) The first meeting

The first meeting was conducted on October, 2nd 2017 from 08.50 a.m - 10.10 a.m. In this meeting focused on improving students' competence in finding main

idea, topic sentence, supporting detail and content of descriptive text. In this meeting applied Graded Reading Materials, and the procedures are:

- a) Teacher explained about Graded Reading Materials to the students.
- b) Teacher asked the students what they know about descriptive text.
- c) Teacher distributed the passage to the students.
- d) Teacher asked the students to explain what they understand from the text that has been shared.
- e) Teacher asked the students to mention the main idea of the descriptive text that has been distributed.
- f) Teacher asked the students to answer the question contained in the text.
- g) Teacher asked one of the students to conclude what they understand from the text in front of class.
- h) Teacher asked the students to mention the most interesting and most elusive part of the text.
- i) Teacher asked the students to mention what is the new vocabulary that they got.

2) The second meeting

The second meeting was conducted on October, 6th 2017 from 10.10 a.m. – 11.45 a.m. and the procedures in this meeting were same with the first meeting.

3) The third meeting

The third meeting was conducted on October, 9th 2017 from 08.50 a.m- 10.10 a.m. the procedures in this meeting were same with the first and second meeting.

4) The fourth meeting

The fourth meeting was conducted on October, 13rd 2017 from 10.10 a.m-11.45 a.m. In this meeting, the procedure of Graded Reading Materials still applied but the question used ain't essay but multiple choices, the students given an achievement test to measure their achievement in reading comprehension test.

c. Observation Result

In observation step, it was helped by the teacher/collaborators in observing the students' what happened in the class during the lesson from opening until closing. They observed students' toward the use of Graded Reading Materials. To observe them, they use guidelines of observation which were made before conducting this research. The result of the observation was analyzed to find weaknesses of the action.

The aspects which were observed during the teaching and learning process were students' seriousness in watching materials in the class and students' enthusiasm and students' participation. The result of the observation as below:

Table 4.1 The Result of the Observation in the First Cycle

No.	Learning Process	Percentage
1.	The students respond the greeting from the teacher.	63%
2.	The students listen to the material explained by the teacher.	54%
3.	The students answer the question about descriptive text.	72%
4.	The students listens the purpose of the learning by the teacher.	75%
5.	Sttudents accept descriptive text from the teacher.	100%
6.	The students read the descriptive text were given	75%
7.	The students ask the teacher about vocabulary that they do not understand in that text.	36%
8.	The students explain what they understand from the descriptive text.	51%
9.	The students mention the main idea of the text.	54%
10.	The students answer the question in worksheet.	100%
11.	The students summarize what they understand from the text.	39%
12.	The students mention unfamiliar words that they get.	60%
13.	The students together with the teacher make a summary of the material that has been studied.	45%
14.	The students respond the closed learning process.	54%
Total		878
Mean score		26.60%

Based on the table of observation above, the students' responses remained unsteady. There were still some descriptors which must be improved. Besides, there were also some descriptors that did well even though they still needed to be improved in the next cycle.

Based on the data above, there were some indicators that made it feel satisfied, because most of students did what they expected to do in applying Graded Reading Materials. On the other sides, the data above shows that there were many indicators that needed improvement.

d. Learning Achievement

After taking three meetings with the students, researcher gave a test to measure the students' achievement in first cycle. From the test, it was got a data that showed;

Table 4.2 Frequency Distribution and Percentage the Students' Score of First Cycle Test

Classification	Score interval	Frequency	Percentage(%)
The students that exceed the Standard Minimum Score (KKM).	≤ 75	8	24.24%
Students that achieved the Standard Minimum Score (KKM).	$= 75$	-	-
The students was not achieve the Standard Minimum Score (KKM)	≥ 75	25	75.75%
Total		33	100%

Based on the data, it indicated that the students' reading skill was not achieve the standard minimum score. It could be seen from the mean score. Even there were a little improvement in compare the result of pre cycle but it did not rise dramatically. From 33 students, 24.24% of students that exceed the Standard Minimum Score (KKM), and 75.75% of students was not achieve the standard Minimum Score (KKM).

e. Reflecting

In the first cycle, it had conducted the procedures of Graded Reading Materials in teaching and learning process. For the first meeting the students were taught finding main idea and meaning word from the passage. Furthermore, in the second meeting was same activity with the first meeting. The third meeting was same activity with the first and the second meeting, last in the fourth meeting, it carried out the first cycle of test to know the students' achievement in reading skill.

Based on the data result of the observation, it found that during the learning process most of students were making comments or asking question about the text, actively giving attention to the teacher's explanation and instruction, actively giving attention to their friend's opinion. But in their aspect it was found that the students still less in understanding the instruction by using various learning aids (dictionary), actively having discussion with the teachers and friends. The next aspects, it was found that the students' still less participation in asking question, and answer question from the teacher.

Therefore in the next cycle, it was needed to do the stabilization. The collaborator suggested to use interesting reading material, manage the time and the class well, motivate the students to be more active in their class.

Based on the reflection and the collaborator suggestion, in the second cycle to improve the students' reading skill, the students will be given more active reading techniques and an interesting reading material.

2. The Second Cycle

a. Plan

The plan for the first and second cycle were the same because there were lesson plans, students' work papers, competence tests, reading text, observation checklist, and answer sheets for the meetings.

The first and the second meeting had a similar activity with the third meeting. Besides that, there was an emphasis on the stabilization rather than the weaknesses in the first cycle.

The stabilization of the action that will be improved are:

- 1) Used time as good as possible so that the entire plan could be done well. It focused on dividing time per each activity.
- 2) Motivated the students' who were not comfortable in their assignment without working together.
- 3) Gave reading material to the students.
- 4) Encouraged them to ask questions.

b. Action

Mostly the action in the first cycle and the second cycle were just the same, but focused in the stabilization of the first cycle to decrease the weaknesses in the first cycle.

1. The first meeting

The first meeting in the second cycle was conducted on October, 16th 2017. It was conducted on 08.50 a.m. – 10.10 a.m. This meeting focused on improving students' competence in getting mind idea, topic sentences, and put in own word.

2. The second meeting

The second meeting was conducted on October, 20th 2017 from 10.10 a.m – 11.45 a.m. This meeting focused on improving students' reading comprehension in getting mind idea, topic sentences, and put in own word.

3. The third meeting

The meeting was conducted on October, 23rd 2017 from 08.50 a.m– 10.10 a.m. This meeting focused on improving students' reading comprehension in getting mind idea, topic sentences, and put in own word.

4. The fourth meeting

The meeting was conduct on October, 27th from 10.10 a.m – 11. 45 a.m. In this meeting, the students gave an achievement test to measure their achievement in reading improvements and achievement of learning in teaching reading comprehension. Here, all of the students were asked to answer 10 questions multiple choices.

c. Observation result

The aspects of students' response which observed during the teaching and learning process were just the same in the first cycle. They are: students' seriousness, student's enthusiasm and the last in students' participation through Graded Reading Materials. Each aspects consisted of some indicators. To observe the teaching and learning process, the researcher and the collaborator used the observation checklist.

The result of the observation and evaluation which were done in the second cycle showed an improvement of the students'. To see more detail, check the following table:

Table 4.3 Comparison of the Observation between the First Cycle and the Second Cycle

No.	Indicators	Percentage		
		Cycle 1	Cycle 2	Change
1.	The students respond the greeting from the teacher.	63%	90%	+9
2.	The students listen to the material explained by the teacher.	54%	81%	+9
3.	The students answer the question about descriptive text.	72%	93%	+7
4.	The students listens the purpose of the learning by the teacher.	75%	96%	+7
5.	Sttudents accept descriptive text from the teacher.	100%	100%	-
6.	The students read the descriptive text were given	75%	96%	+7
7.	The students ask the teacher about vocabulary that they do not understand in that text.	36%	60%	+8
8.	The students explain what they understand from the descriptive text.	51%	81%	+10
9.	The students mention the main idea of the text.	54%	81%	+9
10.	The students answer the question in worksheet.	100%	100%	-
11.	The students summarize what they understand from the text.	39%	69%	+10
12.	The students mention unfamiliar words that they get.	60%	87%	+9
13.	The students together with the teacher make a	45%	72%	+9

	summary of the material that has been studied.			
14.	The students respond the closed learning process.	54%	87%	+11
Total		878	1.611	105
Mean score		26.60%	48.81%	3.18%

The table above showed that there were some improvements of students' responses during the learning process. It was a great result because most of the indicators for each aspect increased.

All the indicators performed well. In the first indicators in, 90% of students respond the greeting from the teacher'. It means that the indicators increased 9% because the score changed from 63% in the first cycle to 90% in the second cycle. The next was for the second indicator 81% of students pay attention to the material was explained by the teacher. It increased 9% because the score changed from 54% to 81%. The third indicator, 72% increased to 93% of students were answered the question about descriptive text. The fourth indicator, 96% of students listens the purpose of the learning by the teacher, the percentage increased 7%, because the score changed from 75% to 96%.

The five indicator was same with the percentage of the first cycle. In the first cycle this indicator already achieved 100%, and didn't need to be increased. For the six indicator it showed improvement from 75% to 96% of students read the descriptive text were given, it means the percentage increased 7%. The next, for the seventh indicator instead of 36% in the first cycle, and 60% in the second cycle, it

showed that 8% of students were asked the teacher about vocabulary that they did not understand in that text..

The eight indicator increased 10% from 51% to 81%. The nine indicator increased 10% from 54% in the first cycle to 81% in the second cycle. While in the ten indicator showed the same percentage of the first cycle, in the first cycle this indicator already achieved 100% and didn't need to be increased. The eleven of indicator, increased 39% to 69%. The twelve of indicator increased 69% to 87%. The thirteen indicator increased from 45% to 72%. The former increased 11% from 54% to 87%.

d. Learning Achievement

Besides observing the teaching and learning process, it also checked and analyzed the students' achievement tests in the second cycle.

Table 4.4 Frequency Distribution and Percentage the Students' Learning Achievement of Second Cycle Test

Classification	Score interval	Frequency	Percentage(%)
The students that exceed the Standard Minimum Score (KKM).	≤ 75	33	100%
students that achieved the Standard Minimum Score (KKM).	$= 75$	-	-
The students was not achieve the Standard Minimum Score (KKM)	≥ 75	-	-
Total		33	100%

Based on the data above, it was indicated that, there was a significant improvement of the students' achievement in comprehension. The data of the mean score showed that the students' learning achievement was exceed the Standard Minimum Score (KKM). There were 100% of students got exceed the Standard Minimum Score (KKM) and none of students that achieved the Standard Minimum Score (KKM). For more details information about the improvement of students' achievement in reading comprehension from the first cycle until the second cycle, see the following table:

Table 4.5 The Distribution of Score Frequency and Percentage after Teaching and Learning Process of Cycle I (C1) and cycle II (C2)

Classification	Score interval	Frequency		Percentage (%)	
		C1	C2	C1	C2
The students that exceed the Standard Minimum Score (KKM).	≤ 75	8	33	24.24%	100%
students that achieved the Standard Minimum Score (KKM).	$= 75$	-	-	-	-
The students was not achieve the Standard Minimum Score (KKM)	≥ 75	25	-	75.75%	-

The table above showed that there were a significant improvement of the students' achievement in reading comprehension test from the first cycle until the second cycle. The data showed that there were 100% got exceed the Standard Minimum Score (KKM) and 0% was achieved the Standard Minimum Score (KKM). Moreover, based on the data, in the first cycle most of students was not achieve the Standard Minimum Score (KKM), there were 75.75% of students in that classification. Nevertheless, in the second cycle the percentage of students who did not achieve the Standard Minimum Score (KKM) was none.

e. Reflecting

The students' score at the end of this research increased totally and it made really happy. In the first cycle only 8 (24.24%) of students could reach the exceed the Standard Minimum Score (KKM). In the second cycle almost each students reached the exceed the Standar Minimum Score. It has passed the criteria that had been determined was achieved.

B. Discussions

The aim of this thesis was to find out whether or not Graded Reading Materials led the students reading skill in the last cycle. To prove it, the researcher used reading test which consisted of 10 questions multiple choice as the instrument in worksheet.

In this research, it found that the students' comprehension improved after taught through Graded Reading Materials. It is indicated by the result of test in the first cycle was 2210 with the mean score 66.96% and the second cycle was 2810 with the mean score 85.15%. And the result of observation checklist at the first cycle was 878 with mean score 26.26% than second cycle was 1.611 with mean score 48.81%. It means that Graded Reaing Materials is one of effective ways to improve the students' reading skill.

Considering the computation result above, it was clear that Graded Reading Materials contributed to their reading skill enhancement. It can be used for elementary, middle, and high school students across many different content areas. Graded Reading Materials had also given positive effect to students' attitude.

This research is to improve student ability to comprehend various text especially descriptive text. Based on the research, the researcher tries to find a way how the student can learn English as a foreign language easily and one way to make the English is an easy lesson for the student is using Graded Reading Materials which come from real life situation. It has many varieties that can attract student's interest and help bring the contract to life. Malone (2013) states that, Graded Reading Material is a set of reading texts which written in various levels of reading. Levels in Graded Reading Material was carefully graded from starter to upper intermediate to help the students choose the right material for their ability. Graded reading materials meet the needs of today's language learners which effectively maximizing the reading opportunities in an enjoyable, relaxing and accessible way. Furthermore, some studies also show that graded reading material plays important role in gaining skill and fluency in reading, establishing previously learned vocabulary and grammar, learning new vocabulary and grammar, and gaining pleasure from reading. Additionally, since graded reading materials are also completed by comprehension questions, so it also can be used as a tool in determining students' reading comprehension.

The subject in this research is different, where this research has conducted at the third grade of MA MADANI PAOPAO, and types of this research is CAR (Classrom Action Research). The materials that presented are a descriptive text.

Based on the discussion above, it was concluded that Graded Reaing Materials could improve the students' reading skill. It was proved with result of the research that students get the exceed of standard minimum scores (KKM).

CHAPTER V

CONCLUSION AND SUGGESTION

This chapter presented the conclusion as well as few suggestion of this study. Suggestion and conclusion were taken based on findings this research.

A. Conclusions


Based on the result of data analysis, it inferred teaching reading through Graded Reading Materials actually passed the Standar Minimum Score and some were over it. It can be proved through several data such as a test in cycle I and cycle II. The result of test in cycle I showed that the students' mean score was 66.96% and the result of test in cycle II showed that the students mean score was 85.15% students who passed the KKM, so it showed the significant improvement in teaching reading through Graded Reading Materials.

B. Suggestions

As the result of the study Graded Reading Materials was effectived to improve the students' reading skill, it is suggested the following things:

1. For the teacher, it is suggested to creatively find some interesting strategy which can motivate students in learning and are effective to teach English.
2. The writer suggest that the teacher should use various technique in the classroom because it can motivate the students.
3. It is suggested to the English teacher to apply Graded Reading Materials as one alternative teaching and learning process.
4. Teacher should be creative to choose the materials for teaching of Reading such as through Graded Reading Materials.

5. The teacher should be more creative and innovative to choose strategy in teaching English especially descriptive text. So that the students will be more interested, active and not boring.
6. The teacher should be given a motivation, support and guidance to the students in learning English.
7. It is suggested for other researchers to investigate other strategy to improve students' motivation in learning English.



BIBLIOGRAPHY

- Alexander, P. A., & Jetton, T. L. *Learning from traditional and alternative texts: New conceptualizations for the Information age*. 2003.
- Aliponga, Jonathan. *Reading Journal: Its Benefits For Extensive Reading*. 2013.
- Arikunto, Suharsimin. *Research Methods*. Jakarta: Rineka Cipta. 2006.
- Beck, I.L.& McKeown,M. G. Comprehension : *The sine qua non of reading* .
In S. Patton & M. Holmes (Eds),*They Keys to Literacy*.Washington,DC: Council for Basic Education. 1998.
- Brown, A. L. Metacognition, executive control, self-regulation, and other more mysterious mechanisms. In F. E. Weinert & R. H. Kluwe (Eds.), *Metacognition, motivation, and understanding* (pp. 65-116). Hillsdale. New Jersey: Lawrence Erlbaum Associates. 1987.
- Burn, c. Paul. Et. *Teaching reading in Today's Elementary School*. Bostom: Houghton Mifflin Company. 1994.
- Burns, Anne. *Doing Action Research in English Language Teaching*. 270 Madison Ave, New York, NY 10016; Routledge. 2010.
- Cohen, L., Manion, L., & Morrison K. *Research Methods in Education (5th Edition)*. London: Routledge Falmer. 2000.
- Davies, B.N. Whitney, *Strategies for Reading*. London: Heinemann Educational Books. 1983.
- Gergson, D.J. Thewlin. *Comprehension and Research Skills*. England: Naro Publication Stafford. 1983.
- Hamid ,Waris. *Teaching Reading Comprehension and Extensive Reading*. Alauddin University Press. 2011.
- Harmer, Jeremy. *The Practice of English Language Teaching*. New York: Longman. 1995.
- Harvey, Anmaria. *The Practice of English Teaching* New Edition. London : Longman. 1991.
- Halim, Abd. *Difficulty levels of Reading Text For the Second Semester a Students of English Department of FPBS IKIP Ujung Pandang*. Thesis FPBS IKIP Ujung Pandang. 1987.

- Herdiana, Andi. *Improving Students' Reading Skill Through Interactive Approach at The First Grade of SMAN 1 Mare Bone*. FTK State University UIN Alauddin Makassar. Thesis 2016.
- Hernawati, *Improving Students Reading Comprehension Through Graded Reading Materials Method at the Seventh Year Students at SMPN. 1 Pallangga Gowa*. 2012.
- Kustaryo, Sukirah. *Reading Technique in Second*. New York The Ronald Press Company. 1988.
- Lunzer, E., And K. Garden. (eds), *The Effective Use of Reading*. London: Heinemann. 1986.
- Mabruroh. *Improving Reading Comprehension Through Comprehension Monitoring Strategy of The Seventh Grade Students of SMA Negeri 8 Makassar*. A Thesis of UNM. 2011.
- Malone, (2013). *Resource for developing graded reading materials for mother tongue-based education*.
- Nuttal, C. *Teaching Reading Skills in a foreign language*. Oxford: Macmillan Heineman. 2000.
- Nuttal, Christine, *Teaching Reading Techniques in a Foreign Language*. London: Heinemann education Books. Organization, and practice. Massachusetts: Newbury House Publisher. Inc. 1982.
- Otto, Waine. *How To Teach Reading*. California. Addison Wesley Publishing. 1979.
- Palmer, D. *Graded Reading Materials In Reading and listening*. China: Thomas Nelson and Son. 2002.
- Prasetyo. Budi. *Improving Reading Comprehension Through Extensive Reading Activity (A Classroom Action Research For The Second Grade Students Of SMP Muhammadiyah 3 Mlati, Academic Year 2013-2014)*. 2014.
- Sheng, H.J., *Cognitive model for teaching reading comprehension*. English Teaching forum, 38(4): 12-15. 2000.
- Smith, J Richard, *Teaching Children to Read*, Second Edition; London: Addison Wesley Publishing Company. 1980.
- Thinker, A. A. Miller and Oulogh, M.Mc Constance. *Teaching Reading Elementary*, New Jersey: Practice. Hall Inc. Englewood CLIFFS. 1975.
- Warring, Rob. In <http://www.robwaring.org/papers/various/LT9705.html>. 1990.

William, Edie. *Reading in The Language Classroom*. sLondon : Modern English Publication.1984.

[Www.erfoundation.org](http://www.erfoundation.org). 2011.

Yunitasari, Dwi. *Improving Reading Comprehension Of The Eighth Grade Students At Smpn 15 Yogyakarta Through Rap Strategy In The Academic Year Of 2014/2015*. 2015.





UNIVERSITAS ISLAM NEGERI
ALAUDDIN
M A K A S S A R

RENCANA PELAKSANAAN PEMBELAJARAN (RPP)

Satuan Pendidikan : MA MADANI ALAUDDIN PAOPAO
Kelas/Semester : XII/GANJIL
Mata Pelajaran : BAHASA INGGRIS
Alokasi Waktu : 1-4
Cycle : I

KOMPETENSI INTI (KI):

1. Menghayati dan mengamalkan ajaran agama yang dianutnya.
2. Menghayati dan mengamalkan perilaku jujur, disiplin, tanggung jawab, peduli, santun, responsive dan menunjukkan sikap sebagai bagian dari solusi atas berbagai permasalahan dalam berinteraksi secara efektif dengan lingkungan social dan alam serta dalam menempatkan diri sebagai cerminan bangsa dalam pergaulan dunia.
3. Memahami, menerapkan, menganalisis pengetahuan factual, konseptual, procedural berdasarkan rasa ingin tahunya tentang ilmu pengetahuan, teknologi, seni, budaya, dan humaniora, dengan alasan kemanusiaan, kebangsaan, kenegaraan, dan peradaban terkait fenomena dan kejadian, serta menerapkan pengetahuan procedural pada bidang kajian yang spesifik sesuai dengan bakat dan minatnya untuk memecahkan masalah.
4. Mengolah, menalar dan menyaji dalam ranah konkret dan ranah abstrak terkait pengembangan dari yang dipelajarinya di sekolah secara mandiri, dan mampu menggunakan metode sesuai kaidah keilmuan.

KOMPETENSI DASAR (KD):

No.	KOMETENSI DASAR	INDIKATOR PENCAPAIAN KOMPETENSI
1.	3.7 Menganalisis fungsi social, struktur teks, dan unsur kebahasaan pada teks descriptive sederhana tentang orang, tempat wisata, dan bangunan bersejarah terkenal, sesuai	3.7.1 Mengerti teks tentang orang, tempat wisata, dan bangunan bersejarah terkenal sesuai dengan konteks penggunaannya. 3.7.2 Memahami teks tentang orang, tempat wisata, dan bangunan bersejarah

	dengan konteks penggunaan.	terkenal sesuai dengan konteks penggunaannya.
	4.8 Menangkap makna dalam teks deskriptif lisan dan tulisan	4.8.1 Menangkap makna pemaparan tentang orang, tempat wisata, dan bangunan bersejarah terkenal
	4.9 Menyusun teks deskriptif lisan dan tulis sederhana tentang orang, tempat wisata, dan bangunan bersejarah terkenal, dengan memperhatikan tujuan, struktur teks, dan unsur kebahasaan secara benar dan sesuai dengan konteks.	4.9.1 Menyusun teks lisan untuk memaparkan, menanyakan, dan merespon tentang orang, tempat wisata, dan bangunan bersejarah terkenal sesuai dengan konteks penggunaannya. 4.9.2 Menyusun teks tulis untuk memaparkan, menanyakan, dan merespon tentang orang, tempat wisata, dan bangunan bersejarah terkenal sesuai dengan konteks penggunaannya.

MATERI PEMBELAJARAN:

➤ **Fungsi Sosial**

Membanggakan, mengenalkan, mengidentifikasi, memuji, mengkritik, mempromosikan, dsb.

➤ **Structure Text**

1. Penyebutan nama orang, tempat wisata, dan bangunan bersejarah terkenal dan nama bagian-bagiannya yang dipilih untuk dideskripsikan.
2. Penyebutan sifat orang, tempat wisata, dan bangunan bersejarah terkenal dan nama bagiannya.
3. Penyebutan tindakan dari atau terkait dengan orang, tempat wisata, dan bangunan bersejarah terkenal.

➤ **Unsur Kebahasaan**

1. Kata benda yang terkait dengan orang, tempat, wisata, dan bangunan bersejarah terkenal.
2. Kata sifat yang terkait dengan orang, tempat, wisata, dan bangunan bersejarah terkenal.
3. Ejaan dan tulisan tangan dengan cetak yang jelas dan rapi.
4. Ucapan, tekanan, intonasi, ketika mempresentasikan secara lisan.
5. Rujukan kata.

➤ **Text Descriptive**

1. Meeting I : Indonesian Forest
2. Meeting II : Ancol Dreamland
3. Meeting III : Monalisa
4. Meeting IV : World Geoghraphy

MEDIA PEMBELAJARAN:

- Teks narasi
- Lembar kerja
- White board
- Spidol

METODE PEMBELAJARAN:

- Pendekatan : Scientific approach
- Metode : Graded Reading Materials

PROSES BELAJAR MENGAJAR:

Pertemuan I:

Kegiatan	Deskripsi	Alokasi Waktu
Kegiatan Awal	<ul style="list-style-type: none">- Guru menyapa peserta didik dengan sapaan “<i>Good Morning</i>” dan menyiapkan peserta didik untuk mengikuti proses pembelajaran seperti berdoa, dan absensi.- Guru memperkenalkan materi yang akan dibahas.- Guru menanyakan kepada peserta didik apa yang mereka ketahui tentang descriptive teks berdasarkan apa yang pernah	15 Menit

	mereka baca.	
Kegiatan Inti	<p>Mengamati</p> <ul style="list-style-type: none"> - Guru memberikan materi berupa teks descriptive yang berjudul <i>Indonesian Forest</i> beserta dengan gambarnya. - Guru memberikan kesempatan kepada peserta didik untuk membaca dan mengamati teks yang telah dibagikan. 	15 Menit
	<p>Menanya</p> <ul style="list-style-type: none"> - Peserta didik menanyakan vocabulary yang mereka tidak pahami dalam teks descriptive tersebut. 	10 Menit
	<p>Mengumpulkan informasi</p> <ul style="list-style-type: none"> - Guru meminta peserta didik untuk menjelaskan apa yang mereka pahami dari teks yang telah dibagikan. - Guru meminta peserta didik untuk menyebutkan main idea dari teks descriptive yang telah dibagikan. - Guru meminta peserta didik untuk menjawab pertanyaan yang terdapat pada lembaran teks descriptive yang 	20 Menit

	telah dibagikan.	
	<p>Mengasosiasi</p> <ul style="list-style-type: none"> - Guru meminta salah satu peserta didik untuk menyimpulkan apa yang mereka pahami dari teks yang telah dibagikan. 	<p>15 Menit</p>
	<p>Mengkomunikasikan</p> <ul style="list-style-type: none"> - Guru meminta peserta didik untuk menyebutkan unfamiliar word yang mereka dapatkan. 	<p>10 Menit</p>
Kegiatan Penutup	<ul style="list-style-type: none"> - Guru bersama-sama dengan peserta didik membuat rangkuman atau kesimpulan tentang materi yang telah dipelajari. - Guru mengucapkan salam dan menutup pertemuan. 	<p>15 Menit</p>

Pertemuan II:

Kegiatan	Deskripsi	Alokasi Waktu
Kegiatan Awal	<ul style="list-style-type: none">- Guru memberi salam dan menyapa peserta didik dengan sapaan “<i>Good Morning</i>”- Guru meminta ketua kelas menyiapkan peserta didik untuk mengikuti proses pembelajaran seperti berdoa, dll.- Guru memeriksa kehadiran peserta didik	15 Menit
Kegiatan Inti	<p>Mengamati</p> <ul style="list-style-type: none">- Guru memberikan materi berupa teks descriptive yang berjudul <i>Ancol Dreamland</i> beserta dengan gambarnya.- Guru memberikan kesempatan kepada peserta didik untuk membaca dan mengamati teks yang telah dibagikan.	15 Menit
	<p>Menanya</p> <ul style="list-style-type: none">- Peserta didik menanyakan vocabulary yang mereka tidak pahami dalam teks descriptive tersebut.	10 Menit

	<p>Mengumpulkan informasi</p> <ul style="list-style-type: none"> - Guru meminta peserta didik untuk menjelaskan apa yang mereka pahami dari teks yang telah dibagikan. - Guru meminta peserta didik untuk menyebutkan main idea dari teks descriptive yang telah dibagikan. - Guru meminta peserta didik untuk menjawab pertanyaan yang terdapat pada lembaran teks descriptive yang telah dibagikan. 	<p>20 Menit</p>
	<p>Mengasosiasi</p> <ul style="list-style-type: none"> - Guru meminta salah satu peserta didik untuk menyimpulkan apa yang mereka pahami dari teks yang telah dibagikan. 	<p>15 Menit</p>
	<p>Mengkomunikasikan</p> <ul style="list-style-type: none"> - Guru meminta peserta didik untuk menyebutkan unfamiliar word yang mereka dapatkan. 	<p>10 Menit</p>
Kegiatan Penutup	<ul style="list-style-type: none"> - Guru bersama-sama dengan peserta didik membuat rangkuman atau kesimpulan tentang materi yang telah dipelajari. - Guru mengucapkan salam dan menutup pertemuan. 	<p>15 Menit</p>

Pertemuan III:

Kegiatan	Deskripsi	Alokasi Waktu
Kegiatan Awal	<ul style="list-style-type: none">- Guru memberi salam dan menyapa peserta didik dengan sapaan “<i>Good Morning</i>”- Guru meminta ketua kelas menyiapkan peserta didik untuk mengikuti proses pembelajaran seperti berdoa, dll.- Guru memeriksa kehadiran peserta didik	15 Menit
Kegiatan Inti	<p>Mengamati</p> <ul style="list-style-type: none">- Guru memberikan materi berupa teks descriptive yang berjudul <i>Monalisa</i> beserta dengan gambarnya.- Guru memberikan kesempatan kepada peserta didik untuk membaca dan mengamati teks yang telah dibagikan.	15 Menit
	<p>Menanya</p> <ul style="list-style-type: none">- Peserta didik menanyakan vocabulary yang mereka tidak pahami dalam teks descriptive tersebut.	10 Menit

	<p>Mengumpulkan informasi</p> <ul style="list-style-type: none"> - Guru meminta peserta didik untuk menjelaskan apa yang mereka pahami dari teks yang telah dibagikan. - Guru meminta peserta didik untuk menyebutkan main idea dari teks descriptive yang telah dibagikan. - Guru meminta peserta didik untuk menjawab pertanyaan yang terdapat pada lembaran teks descriptive yang telah dibagikan. 	<p>20 Menit</p>
	<p>Mengasosiasi</p> <ul style="list-style-type: none"> - Guru meminta salah satu peserta didik untuk menyimpulkan apa yang mereka pahami dari teks yang telah dibagikan. 	<p>15 Menit</p>
	<p>Mengkomunikasikan</p> <ul style="list-style-type: none"> - Guru meminta peserta didik untuk menyebutkan unfamiliar word yang mereka dapatkan. 	<p>10 Menit</p>
Kegiatan Penutup	<ul style="list-style-type: none"> - Guru bersama-sama dengan peserta didik membuat rangkuman atau kesimpulan tentang materi yang telah dipelajari. - Guru mengucapkan salam dan menutup pertemuan. 	<p>15 Menit</p>

Pertemuan IV:

Kegiatan	Deskripsi	Alokasi Waktu
Kegiatan Awal	<ul style="list-style-type: none">- Guru memberi salam dan menyapa peserta didik dengan sapaan “<i>Good Morning</i>”- Guru meminta ketua kelas menyiapkan peserta didik untuk mengikuti proses pembelajaran seperti berdoa, dll.- Guru memeriksa kehadiran peserta didik	15 Menit
Kegiatan Inti	<p>Mengamati</p> <ul style="list-style-type: none">- Guru memberikan materi berupa teks descriptive yang berjudul <i>World Geography</i> beserta dengan gambarnya.- Guru memberikan kesempatan kepada peserta didik untuk membaca dan mengamati teks yang telah dibagikan.	15 Menit
	<p>Menanya</p> <ul style="list-style-type: none">- Peserta didik menanyakan vocabulary yang mereka tidak pahami dalam teks descriptive tersebut.	10 Menit

	<p>Mengumpulkan informasi</p> <ul style="list-style-type: none"> - Guru meminta peserta didik untuk menjelaskan apa yang mereka pahami dari teks yang telah dibagikan. - Guru meminta peserta didik untuk menyebutkan main idea dari teks descriptive yang telah dibagikan. - Guru meminta peserta didik untuk menjawab pertanyaan yang terdapat pada lembaran teks descriptive yang telah dibagikan. 	<p>20 Menit</p>
	<p>Mengasosiasi</p> <ul style="list-style-type: none"> - Guru meminta salah satu peserta didik untuk menyimpulkan apa yang mereka pahami dari teks yang telah dibagikan. 	<p>15 Menit</p>
	<p>Mengkomunikasikan</p> <ul style="list-style-type: none"> - Guru meminta peserta didik untuk menyebutkan unfamiliar word yang mereka dapatkan. 	<p>10 Menit</p>
Kegiatan Penutup	<ul style="list-style-type: none"> - Guru bersama-sama dengan peserta didik membuat rangkuman atau kesimpulan tentang materi yang telah dipelajari. - Guru mengucapkan salam dan menutup pertemuan. 	<p>15 Menit</p>

PENILAIAN, PEMBELAJARAN REMEDIAL DAN PENGAYAAN

1. Teknik Penilaian

- Sikap : Observasi
- Pengetahuan : Tugas
- Keterampilan : Praktik

2. Rubrik Penilaian

➤ Rubrik Penilaian Pengetahuan

ASPEK	KRITERIA	SKOR	Jumlah Soal	Skor Perolehan
Isi	Sangat sesuai	3	...	
	Sesuai	2		
	Kurang sesuai	1		
Struktur teks	Benar dan Tepat	3	...	
	Benar tapi kurang tepat	2		
	Kurang tepat	1		
Unsur kebahasaan	Sangat tepat	3	...	
	Tepat	2		
	Kurang tepat	1		
Total skor				

Keterangan:

Nilai Akhir = Nilai perolehan : Total Skor x 100

➤ **Rubrik Penilaian Keterampilan (Praktik/Kinerja/Project)**

KRITERIA	Deskripsi	Rentang Skor	Skor Perolehan
Mendeskripsikan secara lisan	Lancar mencapai fungsi sosial, struktur lengkap dan unsur kebahasaan sesuai	(89 – 100)	...
	Lancar dan kosa kata dan kalimat berkembang, serta ada transisi	(76-88)	...
	Sesekali melihat teks, kosa kata terbatas tapi lancar	(61-75)	...
	Membaca script, kosa kata terbatas, dan tidak lancar	(0-60)	...
	JUMLAH		
Menulis Teks	Fungsi sosial tercapai, struktur dan unsur kebahasaan tepat	(89 – 100)	...
	Fungsi sosial tercapai, struktur tepat dan unsur kebahasaan kurang tepat	(76-88)	...
	Fungsi sosial tercapai, struktur dan unsur kebahasaan kurang tepat	(61-75)	...
	Fungsi sosial, Penggunaan kata, kalimat, dan struktur tidak sesuai	(0-60)	...
	JUMLAH		

MEDIA/ALAT, BAHAN DAN SUMBER BELAJAR:

- **Media/alat** : **Descriptive text**
- **Bahan** : **Descriptive text**
- **Sumber belajar** : **Buku paket, internet.**

Makassar, 02 Oktober 2017

Peneliti,

Andi Novia Dwi Ayuningtias
Nim: 20400113042



UNIVERSITAS ISLAM NEGERI
ALAUDDIN
M A K A S S A R

RENCANA PELAKSANAAN PEMBELAJARAN (RPP)

Satuan Pendidikan : MA MADANI ALAUDDIN PAOPAO
Kelas/Semester : XII/GANJIL
Mata Pelajaran : BAHASA INGGRIS
Alokasi Waktu : 1-4
Cycle : II

KOMPETENSI INTI (KI):

1. Menghayati dan mengamalkan ajaran agama yang dianutnya.
2. Menghayati dan mengamalkan perilaku jujur, disiplin, tanggung jawab, peduli, santun, responsive dan menunjukkan sikap sebagai bagian dari solusi atas berbagai permasalahan dalam berinteraksi secara efektif dengan lingkungan social dan alam serta dalam menempatkan diri sebagai cerminan bangsa dalam pergaulan dunia.
3. Memahami, menerapkan, menganalisis pengetahuan factual, konseptual, procedural berdasarkan rasa ingin tahunya tentang ilmu pengetahuan, teknologi, seni, budaya, dan humaniora, dengan alasan kemanusiaan, kebangsaan, kenegaraan, dan peradaban terkait fenomena dan kejadian, serta menerapkan pengetahuan procedural pada bidang kajian yang spesifik sesuai dengan bakat dan minatnya untuk memecahkan masalah.
4. Mengolah, menalar dan menyaji dalam ranah konkret dan ranah abstrak terkait pengembangan dari yang dipelajarinya di sekolah secara mandiri, dan mampu menggunakan metode sesuai kaidah keilmuan.

KOMPETENSI DASAR (KD):

No.	KOMETENSI DASAR	INDIKATOR PENCAPAIAN KOMPETENSI
1.	3.7 Menganalisis fungsi social, struktur teks, dan unsur kebahasaan pada teks descriptive sederhana tentang orang, tempat wisata, dan bangunan bersejarah terkenal, sesuai	3.7.1 Mengerti teks tentang orang, tempat wisata, dan bangunan bersejarah terkenal sesuai dengan konteks penggunaannya. 3.7.2 Memahami teks tentang orang, tempat wisata, dan bangunan bersejarah

	dengan konteks penggunaan.	terkenal sesuai dengan konteks penggunaannya.
2.	4.8 Menangkap makna dalam teks deskriptif lisan dan tulisan	4.8.1 Menangkap makna pemaparan tentang orang, tempat wisata, dan bangunan bersejarah terkenal
3.	4.9 Menyusun teks deskriptif lisan dan tulis sederhana tentang orang, tempat wisata, dan bangunan bersejarah terkenal, dengan memperhatikan tujuan, struktur teks, dan unsur kebahasaan secara benar dan sesuai dengan konteks.	4.9.1 Menyusun teks lisan untuk memaparkan, menanyakan, dan merespon tentang orang, tempat wisata, dan bangunan bersejarah terkenal sesuai dengan konteks penggunaannya. 4.9.2 Menyusun teks tulis untuk memaparkan, menanyakan, dan merespon tentang orang, tempat wisata, dan bangunan bersejarah terkenal sesuai dengan konteks penggunaannya.

MATERI PEMBELAJARAN:

➤ **Fungsi Sosial**

Membanggakan, mengenalkan, mengidentifikasi, memuji, mengkritik, mempromosikan, dsb.

➤ **Structure Text**

1. Penyebutan nama orang, tempat wisata, dan bangunan bersejarah terkenal dan nama bagian-bagiannya yang dipilih untuk dideskripsikan.
2. Penyebutan sifat orang, tempat wisata, dan bangunan bersejarah terkenal dan nama bagiannya.
3. Penyebutan tindakan dari atau terkait dengan orang, tempat wisata, dan bangunan bersejarah terkenal.

➤ **Unsur Kebahasaan**

1. Kata benda yang terkait dengan orang, tempat, wisata, dan bangunan bersejarah terkenal.
2. Kata sifat yang terkait dengan orang, tempat, wisata, dan bangunan bersejarah terkenal.
3. Ejaan dan tulisan tangan dengan cetak yang jelas dan rapi.
4. Ucapan, tekanan, intonasi, ketika mempresentasikan secara lisan.
5. Rujukan kata.

➤ **Text Descriptive**

1. Meeting I : Prambanan Temple
2. Meeting II : Niagara Falls
3. Meeting III : Borobudur Temple
4. Meeting IV : New York

MEDIA PEMBELAJARAN:

- Teks narasi
- Lembar kerja
- White board
- Spidol

METODE PEMBELAJARAN:

- Pendekatan : Scientific approach
- Metode : Graded Reading Materials

PROSES BELAJAR MENGAJAR:

Pertemuan I:

Kegiatan	Deskripsi	Alokasi Waktu
Kegiatan Awal	<ul style="list-style-type: none">- Guru memberi salam dan menyapa peserta didik dengan sapaan “<i>Good Morning</i>”- Guru meminta ketua kelas menyiapkan peserta didik untuk mengikuti proses pembelajaran seperti berdoa, dll.- Guru memeriksa kehadiran peserta didik	15 Menit
Kegiatan Inti	<p>Mengamati</p> <ul style="list-style-type: none">- Guru memberikan materi berupa teks descriptive yang berjudul	15 Menit

	<p><i>Prambanan Temple</i> beserta dengan gambarnya.</p> <ul style="list-style-type: none"> - Guru memberikan kesempatan kepada peserta didik untuk membaca dan mengamati teks yang telah dibagikan. 	
	<p>Menanya</p> <ul style="list-style-type: none"> - Peserta didik menanyakan vocabulary yang mereka tidak pahami dalam teks descriptive tersebut. 	<p>10 Menit</p>
	<p>Mengumpulkan informasi</p> <ul style="list-style-type: none"> - Guru meminta peserta didik untuk menjelaskan apa yang mereka pahami dari teks yang telah dibagikan. - Guru meminta peserta didik untuk menyebutkan main idea dari teks descriptive yang telah dibagikan. - Guru meminta peserta didik untuk menjawab pertanyaan yang terdapat pada lembaran teks descriptive yang telah dibagikan. 	<p>20 Menit</p>

	<p>Mengasosiasi</p> <ul style="list-style-type: none"> - Guru meminta salah satu peserta didik untuk menyimpulkan apa yang mereka pahami dari teks yang telah dibagikan. 	<p>15 Menit</p>
	<p>Mengkomunikasikan</p> <ul style="list-style-type: none"> - Guru meminta peserta didik untuk menyebutkan unfamiliar word yang mereka dapatkan. 	<p>10 Menit</p>
Kegiatan Penutup	<ul style="list-style-type: none"> - Guru bersama-sama dengan peserta didik membuat rangkuman atau kesimpulan tentang materi yang telah dipelajari. - Guru mengucapkan salam dan menutup pertemuan. 	<p>15 Menit</p>

Pertemuan II:

Kegiatan	Deskripsi	Alokasi Waktu
Kegiatan Awal	<ul style="list-style-type: none">- Guru memberi salam dan menyapa peserta didik dengan sapaan “<i>Good Morning</i>”- Guru meminta ketua kelas menyiapkan peserta didik untuk mengikuti proses pembelajaran seperti berdoa, dll.- Guru memeriksa kehadiran peserta didik	15 Menit
Kegiatan Inti	<p>Mengamati</p> <ul style="list-style-type: none">- Guru memberikan materi berupa teks descriptive yang berjudul <i>Niagara Falls</i> beserta dengan gambarnya.- Guru memberikan kesempatan kepada peserta didik untuk membaca dan mengamati teks yang telah dibagikan.	15 Menit
	<p>Menanya</p> <ul style="list-style-type: none">- Peserta didik menanyakan vocabulary yang mereka tidak pahami dalam teks descriptive tersebut.	10 Menit

	<p>Mengumpulkan informasi</p> <ul style="list-style-type: none"> - Guru meminta peserta didik untuk menjelaskan apa yang mereka pahami dari teks yang telah dibagikan. - Guru meminta peserta didik untuk menyebutkan main idea dari teks descriptive yang telah dibagikan. - Guru meminta peserta didik untuk menjawab pertanyaan yang terdapat pada lembaran teks descriptive yang telah dibagikan. 	<p>20 Menit</p>
	<p>Mengasosiasi</p> <ul style="list-style-type: none"> - Guru meminta salah satu peserta didik untuk menyimpulkan apa yang mereka pahami dari teks yang telah dibagikan. 	<p>15 Menit</p>
	<p>Mengkomunikasikan</p> <ul style="list-style-type: none"> - Guru meminta peserta didik untuk menyebutkan unfamiliar word yang mereka dapatkan. 	<p>10 Menit</p>
Kegiatan Penutup	<ul style="list-style-type: none"> - Guru bersama-sama dengan peserta didik membuat rangkuman atau kesimpulan tentang materi yang telah dipelajari. - Guru mengucapkan salam dan menutup pertemuan. 	<p>15 Menit</p>

Pertemuan III:

Kegiatan	Deskripsi	Alokasi Waktu
Kegiatan Awal	<ul style="list-style-type: none">- Guru memberi salam dan menyapa peserta didik dengan sapaan “<i>Good Morning</i>”- Guru meminta ketua kelas menyiapkan peserta didik untuk mengikuti proses pembelajaran seperti berdoa, dll.- Guru memeriksa kehadiran peserta didik	15 Menit
Kegiatan Inti	<p>Mengamati</p> <ul style="list-style-type: none">- Guru memberikan materi berupa teks descriptive yang berjudul <i>Borobudur Temple</i> beserta dengan gambarnya.- Guru memberikan kesempatan kepada peserta didik untuk membaca dan mengamati teks yang telah dibagikan.	15 Menit
	<p>Menanya</p> <ul style="list-style-type: none">- Peserta didik menanyakan vocabulary yang mereka tidak pahami dalam teks descriptive	10 Menit

	tersebut.	
	<p>Mengumpulkan informasi</p> <ul style="list-style-type: none"> - Guru meminta peserta didik untuk menjelaskan apa yang mereka pahami dari teks yang telah dibagikan. - Guru meminta peserta didik untuk menyebutkan main idea dari teks descriptive yang telah dibagikan. - Guru meminta peserta didik untuk menjawab pertanyaan yang terdapat pada lembaran teks descriptive yang telah dibagikan. 	<p>20 Menit</p>
	<p>Mengasosiasi</p> <ul style="list-style-type: none"> - Guru meminta salah satu peserta didik untuk menyimpulkan apa yang mereka pahami dari teks yang telah dibagikan. 	<p>15 Menit</p>
	<p>Mengkomunikasikan</p> <ul style="list-style-type: none"> - Guru meminta peserta didik untuk menyebutkan unfamiliar word yang mereka dapatkan. 	<p>10 Menit</p>
Kegiatan Penutup	<ul style="list-style-type: none"> - Guru bersama-sama dengan peserta didik membuat rangkuman atau kesimpulan tentang materi yang telah dipelajari. - Guru mengucapkan salam dan menutup pertemuan. 	<p>15 Menit</p>

Pertemuan IV:

Kegiatan	Deskripsi	Alokasi Waktu
Kegiatan Awal	<ul style="list-style-type: none">- Guru memberi salam dan menyapa peserta didik dengan sapaan “<i>Good Morning</i>”- Guru meminta ketua kelas menyiapkan peserta didik untuk mengikuti proses pembelajaran seperti berdoa, dll.- Guru memeriksa kehadiran peserta didik	15 Menit
Kegiatan Inti	<p>Mengamati</p> <ul style="list-style-type: none">- Guru memberikan materi berupa teks descriptive yang berjudul <i>New York</i> beserta dengan gambarnya.- Guru memberikan kesempatan kepada peserta didik untuk membaca dan mengamati teks yang telah dibagikan.	15 Menit
	<p>Menanya</p> <ul style="list-style-type: none">- Peserta didik menanyakan vocabulary yang mereka tidak pahami dalam teks descriptive tersebut.	10 Menit
	<p>Mengumpulkan informasi</p> <ul style="list-style-type: none">- Guru meminta peserta didik untuk	20 Menit

	<p>menjelaskan apa yang mereka pahami dari teks yang telah dibagikan.</p> <ul style="list-style-type: none"> - Guru meminta peserta didik untuk menyebutkan main idea dari teks descriptive yang telah dibagikan. - Guru meminta peserta didik untuk menjawab pertanyaan yang terdapat pada lembar teks descriptive yang telah dibagikan. 	
	<p>Mengasosiasi</p> <ul style="list-style-type: none"> - Guru meminta salah satu peserta didik untuk menyimpulkan apa yang mereka pahami dari teks yang telah dibagikan. 	<p>15 Menit</p>
	<p>Mengkomunikasikan</p> <ul style="list-style-type: none"> - Guru meminta peserta didik untuk menyebutkan unfamiliar word yang mereka dapatkan. 	<p>10 Menit</p>
<p>Kegiatan Penutup</p>	<ul style="list-style-type: none"> - Guru bersama-sama dengan peserta didik membuat rangkuman atau kesimpulan tentang materi yang telah dipelajari. - Guru mengucapkan salam dan menutup pertemuan. 	<p>15 Menit</p>

PENILAIAN, PEMBELAJARAN REMEDIAL DAN PENGAYAAN

1. Teknik Penilaian

- Sikap : Observasi
- Pengetahuan : Tugas
- Keterampilan : Praktik

2. Rubrik Penilaian

➤ Rubrik Penilaian Pengetahuan

ASPEK	KRITERIA	SKOR	Jumlah Soal	Skor Perolehan
Isi	Sangat sesuai	3	...	
	Sesuai	2		
	Kurang sesuai	1		
Struktur teks	Benar dan Tepat	3	...	
	Benar tapi kurang tepat	2		
	Kurang tepat	1		
Unsur kebahasaan	Sangat tepat	3	...	
	Tepat	2		
	Kurang tepat	1		
Total skor				

Keterangan:

Nilai Akhir = Nilai perolehan : Total Skor x 100

➤ **Rubrik Penilaian Keterampilan (Praktik/Kinerja/Project)**

KRITERIA	Deskripsi	Rentang Skor	Skor Perolehan
Mendeskripsikan secara lisan	Lancar mencapai fungsi sosial, struktur lengkap dan unsur kebahasaan sesuai	(89 – 100)	...
	Lancar dan kosa kata dan kalimat berkembang, serta ada transisi	(76-88)	...
	Sesekali melihat teks, kosa kata terbatas tapi lancar	(61-75)	...
	Membaca script, kosa kata terbatas, dan tidak lancar	(0-60)	...
	JUMLAH		
Menulis Teks	Fungsi sosial tercapai, struktur dan unsur kebahasaan tepat	(89 – 100)	...
	Fungsi sosial tercapai, struktur tepat dan unsur kebahasaan kurang tepat	(76-88)	...
	Fungsi sosial tercapai, struktur dan unsur kebahasaan kurang tepat	(61-75)	...
	Fungsi sosial, Penggunaan kata, kalimat, dan struktur tidak sesuai	(0-60)	...
	JUMLAH		

MEDIA/ALAT, BAHAN DAN SUMBER BELAJAR:

- **Media/alat** : Descriptive text
- **Bahan** : Descriptive text
- **Sumber belajar** : Buku paket, internet.

Makassar, 16 Oktober 2017

Peneliti,

Andi Novia Dwi Ayuningtias
Nim: 20400113042



UNIVERSITAS ISLAM NEGERI
ALAUDDIN
M A K A S S A R

Indonesian Forest



Indonesia has some of the richest forests in the world. The total area of forested land is approximately 120 million hectares.

These forests have existed for millions of years and they have much to offer us. They are important for their products, such as timber, rattan (rotan), resin (damar), etc. They are also important for keeping the soil fertile. The leaves of the forest trees fall to the ground and become humus. The humus is fertilizer for the soil. The forests are also important for preventing soil erosion and floods. The roots of the trees prevent the soil from being washed away by the rain.

Some years ago the forests in Indonesia looked like an unbroken carpet of green from the air. Today there are a lot of bare patches, where trees have been cut down and cleared. The trees have been cut down for timber. Forests are cleared for farms, mines and settlements. In some areas the destruction is continuing at a very rapid rate. If we do not stop this, our forests will be gone by the end of this century.

Our government realizes this and has taken some steps to prevent the destruction. Some regulations have been issued to protect the forests. In addition, reforestation projects are being carried out. These projects are as important as other big development projects. It is our duty as good citizens to help the government carry out these programmes successfully.

Adopted by Hernawati, (2012)

Question:

Answer the question based on the text!

1. What is the main idea of the each paragraph?
2. What is the topic sentence of the first paragraph?
3. How is the total area of forested land?
4. What is the product that Indonesian forest have?
5. What is the project of the government?



SEA WORLD



Sea world in Ancol Dreamland is a place where many kinds of fishes are kept in captivity. It is designed similar to the real underwater. There are big and small fishes, and beautiful corals. People can come and see them there. The fishes swim to and come and see them there. The fishes swim to and front in an important to keep some kinds of fishes in captivity so that we can study them and find out about them. They can see the underwater life with out diving into the sea.

Sea World Indonesia is divided in to two worlds, fresh water and salt water. In the fresh water section, you can find out about ecosystems, South America fish, baby crocodiles and giant robber crabs. Salt water consists of a special appearance tank (dugong), jellyfish, coral reef, miniature corals, schooling fish, dangerous sea creatures, the underwater world and much more.

Diving is also an option at Sea World. You can try to dive in the giant aquarium and feed the fishes. It is very safe because our professional divers will guide you. Are you interested to go there? It opens everyday from 9 a.m to 6 p.m. On Sunday and holiday it opens at 9 a.m to 7 p.m.

Adopted by Hernawati, (2012)

Question:

Answer the question based on the text:

1. What is Sea world in Ancol Dreamland?
2. What is the main idea of the each paragraph?
3. What is the topic sentence of the first paragraph?
4. World Indonesia is divided in to two worlds, mention it!
5. What is another optional to see Sea World in Ancol Dreamland?



The Mona Lisa



The Mona Lisa is a very popular painting by Leonardo da Vinci. Da Vinci started the painting in 1503 and it took around four years to finish. He then sold the painting to the king of France in 1516. It is now owned by the French government and hangs in the Louvre Museum in Paris.

The Mona Lisa painting is a portrait of a woman with a curious smile. Many art experts are still not sure who the model of the Mona Lisa was. Some experts said that it was an Italian noblewoman. One expert actually believed that the painting was a disguised self-portrait of Leonardo da Vinci himself. The fact that people are still uncertain about the identity of the model adds to the value of the painting.

The model in the painting is also famous for her smile for centuries, people have been puzzled by the "Mona Lisa Smile". The smile has been described as both strange, yet very attractive. All these mysteries about the painting are the reason why this is one of the world's most well-known paintings. The Mona Lisa has been estimated as the world's most expensive painting. This is strange considering that it has only been sold once, by the painter himself. Today, if the painting were to be sold, it would be valued at around 608 million US dollars.

Adopted by Hernawati, (2012)

Question:

Answer the question based on the text!

1. What is the main idea of the each paragraph?
2. What is the topic sentence of the first paragraph?
3. The Mona Lisa is a very popular painting by?
4. What is the reason why this painting is one of the world most well known?
5. How much money that we have to pay to value that painting?



World Geography



According to the geography lesson, the planet earth is round like a ball. It has two poles, the north and the south pole. On the globe we can see that the earth is divided by an imaginary line exactly in the middle from west to east. It is called the equatorial line. Parallel to the equatorial line at the north and south sides we can see the latitudes and also the longitudes, the lines that connect the north and the south pole.


There are six continents on the earth. They are America, Asia, Europe, Africa, Australia and the Antarctic. Four large oceans cover the earth. They are Pacific, the Atlantic, the Indian and the Arctic Ocean.

Indonesia our beloved country, is located between two continents, that is Asia and Australia, and between two oceans the Pacific and Indian Ocean. Because of its location Indonesia plays an important role in the international relationship, in the fields of politics, economics, and also world security.

Indonesia consists of 13, 667 islands. The five big islands are Sumatra, Java, Kalimantan, Sulawesi and Irian Jaya. Its total area is as large as the USA. The area of Indonesia is mostly covered by ocean. That is why Indonesia is also called a maritime country. Most of the land in Indonesia is mountainous, with some active volcanoes. The volcanoes can make the soil fertile, so it is very good plants to grow.

Because Indonesia is located along the equatorial line, it has a tropical climate and has only two seasons, the wet and the dry season. Farmers can cultivate their from the plain area to the highlands during the year. Then Indonesia produces a lot of agricultural products for domestic use as well as to be exported.

In addition all kinds of mineral can also be found all over Indonesian. For example, coal, gold, iron-ore, oil, copper, tin, asphalt etc.

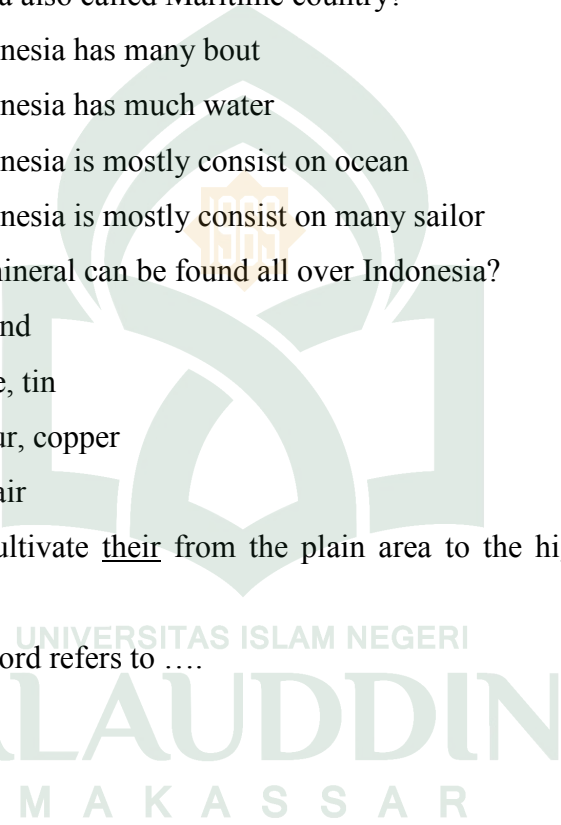


Adopted by Hernawati, (2012)

Question:

Answer the question based on the text!

1. What is the main idea of the paragraph above?
 - a. The description of World Geography
 - b. Planet earth is round like a ball
 - c. The description of Indonesia
 - d. The description of Maritime Country
2. In the first paragraph (first line), “its” refers to ... ?
 - a. Geography lesson
 - b. The planet earth
 - c. A ball
 - d. World geography
3. Which sides of the earth have?
 - a. The North & The South
 - b. The West & The East
 - c. The North & The West
 - d. The South & The East
4. What is the equatorial line?
 - a. The lines that connect the north & the south pole
 - b. The imaginary line exactly in the middle from west to east
 - c. The imaginary line beside the middle from west to east
 - d. The imaginary line exactly in the tip from west to east
5. What are the six continents on the earth?
 - a. America, Florida, Asia, Antartic, Australia, Europe
 - b. Netherland, America, Antartic, Africa, Europe, Asia
 - c. America, Asia, Europe, Africa, Australia, Antartic
 - d. Antartic, Australia, Africa, Europe, Asia, Florida
6. Why does Indonesia play an important role in international relationship, politics, economics, and also world security?
 - a. Because Indonesia is located between two continents
 - b. Because Indonesia is a big country

- c. Because Indonesia, our beloved country has much wonderful culture
 - d. Because Indonesia consist on many beautiful island
7. How many islands consisting in Indonesia?
- a. 13.676
 - b. 13.666
 - c. 13.665
 - d. 13.667
8. Why is Indonesia also called Maritime country?
- a. Because Indonesia has many bout
 - b. Because Indonesia has much water
 - c. Because Indonesia is mostly consist on ocean
 - d. Because Indonesia is mostly consist on many sailor
9. What kinds of mineral can be found all over Indonesia?
- a. Coal, gold, land
 - b. Coal, iron-ore, tin
 - c. Water, sulphur, copper
 - d. Asphalt, oil, air
10. "Farmers can cultivate their from the plain area to the highlands during the years"
- The underline word refers to
- a. Indonesia
 - b. Farmers
 - c. Two seasons
 - d. The west & The dry
- 

Prambanan Temple



Prambanan Temple is a Hindu temple. It is located in Central Java. It is about 25 kilometers from downtown of Yogyakarta. People can reach there by public transportation, because it is not far from the Prambanan bus station. It is located on the side of the street along Jl. Solo- Jogja.

Prambanan Temple is a big temple in Central Java. It is also a wonderful temple. There are three biggest temples there, they are Brahma, Shiva and Wisnu temple. We can see some statues in each chamber, such as Shiva God, Durga, Ganesha, Brahma God, Wisnu God, etc. In front of the three biggest temples, there are three temples. They are the vehicles of the three Gods. But we only can see the vehicle of Wisnu God. It is a cow and called Gandhi. The reliefs in Prambanan temple tell about the Ramayana story. We also can watch the story of Ramayana in Ramayana theaters near Prambanan temple. There are open and closed theaters there.

If we want to see other temples, we can rent a mini train to go around and see Borobudur and Sewu temple. There is a large yard in front of Prambanan Temple. When the full moon time comes, people can enjoy the Ramayana dance. It is so attractive, so there are many tourists come to enjoy the dance's performance.

On the yard, we can also find many souvenir sellers and food sellers. We can enjoy the food under the trees. They make the weather is fresh.

Adopted by Hernawati, (2012)

Question:

Answer the question based on the text!

1. What is the main idea of the each paragraph?
2. What is the topic sentence of the first paragraph?
3. Where is the located Prambanan Temple?
4. There are three biggest temples, mention it!
5. If we want to see other temples, what kind of vehicle that we used to go around it?



Niagara Falls



Niagara Falls is a famous area of waterfalls. It is one of the most beautiful natural wonders of North America. It is on of Niagara River, about halfway between Lake Erie and Lake Ontario. The Niagara River forms part of the border between Canada and so the guard finally caught up to him. “Let’s go see year fishing’ license, boy!” the guard gasped. With that the boy pulled out his wall the United States. At Niagara Falls, Ontario, Canada, is on one side of the river, and the U.S. state of New York is on the other side.

Niagara Falls really has two waterfalls. The horseshoe Falls are in Canada, and the American Falls are in the United States. The Niagara River drops into a steep gorge or canyon, at the falls. Most of the water flows over the Horseshoe Falls. They are not as high as the American Falls. But they are 2,600 feet (792 meters) wide-about 0,5 mile (0,8 kilometer). The American Falls are about 1,000 feet (305 meters) wide.

Adopted by Hernawati, (2012)

Question:

Answer the question about the text!

1. What is the main idea of the first paragraph?
2. What is the topic sentence the second paragraph?
3. Where is the located of Niagara Falls?
4. Niagara Falls has two waterfalls, mention it!
5. How is the wide of the Horseshoe Falls?



Borobudur Temple



The Borobudur temple complex is one of the greatest monuments in the world. It is of uncertain age, but thought to have been built between the end of the seventh and beginning of the eighth century A.D. for about a century and a half it was the spiritual centre of Buddhism in Java, then it was lost until its rediscovery in the eighteenth century.

The Borobudur temple is located in Magelang on the island of Java in Indonesia. Built in the 9th century under the Sailendra dynasty of Java, it was abandoned in the 11th century and partially excavated by archaeologists in the early 20th century.

The structure, composed of 55.000 square meters of lava-rock is erected on hill in the form of a stepped-pyramid of rectangular storeys, three circular terraces and a central stupa forming the summit. The whole structure is in the form of a lotus, the sacred flower of Buddha.

For each direction there are ninety Dhyani Buddha statues and 1.460 relief scenes. The lowest level has 160 reliefs depicting cause and effect the middle level contains various stories of the Buddha's life from the Jataka Tales, the highest level has no reliefs or decorations but has a balcony, square in shape with round walls, a circle without beginning or end. Here is the place of the ninety-two Vajrasattvas or Dhyani Buddhas tucked into small stupas. Each of these statues has a mudra (hand gesture) indicating one of the five directions: east, with the

mudra of calling the earth to witness; south, with hand position of blessing; west, with the gesture of meditation; north, the mudra fearlessness; and the centre with the gesture of teaching.

Besides being the highest symbol of Buddhism, the Borobudur stupa is also a replica of the universe. It symbolises the micro-cosmos, which is divided into three levels, in which man's world of desire is influenced by negative impulses; the middle level, the world in which man has control of his negative impulses and uses his positive impulses; the highest level, in which the world of man is no longer bounded by physical and worldly ancient desire.

It is devotional practice to circumambulate around the galleries and terraces always turning to the left and keeping the edifice to the right while either chanting or meditating. In total, Borobudur represents the ten levels of a Bodhisattva's life, which he or she must develop to become a Buddha or an awakened one.



Adopted by Hernawati, (2012)

Question:

Answer the question based on the text!

1. What is the main idea of the each paragraph?
2. What is the topic sentence of the first paragraph?
3. Where is the located of The Borobudur temple?
4. How many Dhyani Buddha statues in Borobudur Temple?
5. There are three levels of the micro-cosmos symbol, explain it!



New York




New York (city), the large city in the United States, the home of the United Nations, and the center of global finance, communications, and business. New York city is unusual among cities because of its high residential density, its extraordinarily diverse population, its hundreds of tall office and apartment buildings, its thriving central business district, its extensive public transportation system, and its more than 400 distinct neighborhoods. The city's concert houses, museums, galleries, and theaters constitute an ensemble of cultural richness rivaled by few cities. In 2000 the population of the city of New York was 8,008,278; the population of the metropolitan region was 21,199,865. New York city consists of five boroughs, they are Queens, Brooklyn, Staten Island, The Bronx, and Mahattan.

There are so many attractive places in the city. One of its most popular landmarks is the statue of liberty. It is a symbol of freedom for many, was one of the first sights to welcome immigrants arriving in the United States. The statue stands 93 m (305 ft) tall on Liberty Island in New York Harbor. It was designed by French sculptor Frederic-Auguste Bartholdi and is a gift from France commemorating the first centennial of U.S. independence from Britain.

New York's 250 museums cater to every specialty and every taste. It has museums in such fields as natural history, broadcasting, fire-fighting, crafts, and ethnic cultures. As the world's greatest art center, New York city has more than 400 galleries and is a mecca for artists, art dealers, and collectors. Madison Avenue between 57th and 86th Streets is the most important locale for galleries, but dozens of others are located in SoHo (south of Houston Street) and adjoining neighborhoods.

New York also has a famous botanical garden. It is called Brooklyn Botanical Garden, 21 hectare (52-acre) botanical garden, located in the borough of Brooklyn, in New York city. The garden includes such attractions as the Children's Garden, the first of its kind in the world.



Adopted by Hernawati, (2012)

Question:

Answer the question based on the text!

1. What is the main idea of the paragraph above?
 - a. The large city in the United States
 - b. The description of New York
 - c. The characteristic of United States
 - d. New York has much culture
2. What is the large city in the United States?
 - a. Washington D.C
 - b. Las Vegas
 - c. Florida
 - d. New York
3. What is the topic sentence of the second paragraph?
 - a. Liberty is one of the statue in New York
 - b. The attractive places in New York city
 - c. The land mark of United States
 - d. The tallest building in New York
4. Where is the location of the statue of Liberty?
 - a. Liberty island
 - b. United States
 - c. New York Harbor
 - d. All is correct
5. “New York city is unusual among cities because of its high residential density,”
“its” in the sentence refers to
 - a. New York City
 - b. United States
 - c. Cities
 - d. Large city
6. What is the statue of Liberty means?

- a. The first sights to welcome immigrants arriving in the United States
 - b. The symbol of Pride of America
 - c. The symbol of immigrants all over the world
 - d. The United States power leading the world
7. Which of fields that include in New York's 250 Museum?
- a. Natural history, Broadcasting, Politics
 - b. Crafts, Cultures, Natural history
 - c. Broadcasting, Economy, Traditional
 - d. Tools, Broadcasting, Technology
8. "...its extensive public transportation system,"
- The underline word above has a similar meaning with ?
- a. Broad
 - b. Narrow
 - c. High
 - d. Tall
9. "New York, the **large** city in the United States,"
- The bold word above has a contrast meaning with ?
- a. Small
 - b. High
 - c. Tall
 - d. Broad
10. Brooklyn Botanical Garden is located on
- a. New York Harbor
 - b. States Island
 - c. The Bronx
 - d. The Borough of Brooklyn


**DAFTAR HADIR KELAS XII MIA I MA MADANI PAO-PAO
TAHUN PELAJARAN 2016-2017 SIKLUS I**

NO	NAMA SISWA	ATTENDENT LIST			
		MEETING			
		I	II	III	IV
1	ACHMAD HADIYATULLOH	√	√	√	√
2	ACHMAD SA'AD KHAMDI	√	√	√	√
3	ACHRUL IKHSAN	√	√	√	√
4	ADE YUNALDI	√	√	√	√
5	AHMAD IBRAHIM G.	√	√	√	√
6	ALFARISI AHMAD	√	√	√	√
7	ANANDA PUTRA JAYA	√	√	√	√
8	ANDI FADLY ADHA N.	√	√	√	√
9	ANDI FARID AL AFIF	√	√	√	√
10	ANDIKA RESKY KURNIAWAN	√	√	√	√
11	ASH-HABUN HASBY B.	√	√	√	√
12	MUHAMMAD BAHRUL LANTI	√	√	√	√
13	MUH. ADHAN TRY PUTRA	√	√	√	√
14	SYAHRUL MUNANDAR	√	√	√	√
15	ADE IRMA SURIANI	√	√	√	√
16	ANNISA PUTRI ALIYAH	√	√	√	√
17	ANNISA TRI FIRJAYANI	√	√	√	√
18	FITRATUL AQIDAH	√	√	√	√
19	IFA LATIFAH	√	√	√	√
20	JUMRIANI	√	√	√	√
21	KHAERUNNISA	√	√	√	√
22	MUTMAINNAH	√	√	√	√
23	NELLY AGUSTIN	√	√	√	√
24	NIRMALA HASAN	√	√	√	√
25	NUR ADELIA ARIF	√	√	√	√
26	NUR WAHIDAH AS'AD	√	√	√	√
27	NUR AFIFAH ANGGRAENI	√	√	√	√
28	NUR ANNISA ANSAR	√	√	√	√
29	NURIAH HASIBUAN	√	√	√	√
30	RISMAWATI	√	√	√	√
31	ANGGUN CAHYANI	√	√	√	√

32	ANNISA NUR ZATIA	√	√	√	√
33	AYUNI SABRINA NURJANNAH	√	√	√	√

Keterangan :

Hadir Siswa
Alfa Siswa
Izin Siswa
Sakit Siswa



UNIVERSITAS ISLAM NEGERI
ALAUDDIN
M A K A S S A R

**DAFTAR HADIR KELAS XII MIA I MA MADANI PAO-PAO
TAHUN PELAJARAN 2016-2017 SIKLUS II**

NO	NAMA SISWA	ATTENDENT LIST			
		MEETING			
		I	II	III	IV
1	ACHMAD HADIYATULLOH	√	√	√	√
2	ACHMAD SA'AD KHAMDI	√	√	√	√
3	ACHRUL IKHSAN	√	√	√	√
4	ADE YUNALDI	√	√	√	√
5	AHMAD IBRAHIM G.	√	√	√	√
6	ALFARISI AHMAD	√	√	√	√
7	ANANDA PUTRA JAYA	√	√	√	√
8	ANDI FADLY ADHA N.	√	√	√	√
9	ANDI FARID AL AFIF	√	√	√	√
10	ANDIKA RESKY KURNIAWAN	√	√	√	√
11	ASH-HABUN HASBY B.	√	√	√	√
12	MUHAMMAD BAHRUL LANTI	√	√	√	√
13	MUH. ADHAN TRY PUTRA	√	√	√	√
14	SYAHRUL MUNANDAR	√	√	√	√
15	ADE IRMA SURIANI	√	√	√	√
16	ANNISA PUTRI ALIYAH	√	√	√	√
17	ANNISA TRI FIRJAYANI	√	√	√	√
18	FITRATUL AQIDAH	√	√	√	√
19	IFA LATIFAH	√	√	√	√
20	JUMRIANI	√	√	√	√
21	KHAERUNNISA	√	√	√	√
22	MUTMAINNAH	√	√	√	√
23	NELLY AGUSTIN	√	√	√	√
24	NIRMALA HASAN	√	√	√	√
25	NUR ADELIA ARIF	√	√	√	√
26	NUR WAHIDAH AS'AD	√	√	√	√
27	NUR AFIFAH ANGGRAENI	√	√	√	√
28	NUR ANNISA ANSAR	√	√	√	√
29	NURIAH HASIBUAN	√	√	√	√
30	RISMAWATI	√	√	√	√
31	ANGGUN CAHYANI	√	√	√	√

32	ANNISA NUR ZATIA	√	√	√	√
33	AYUNI SABRINA NURJANNAH	√	√	√	√

Keterangan :

Hadir Siswa
Alfa Siswa
Izin Siswa
Sakit Siswa



UNIVERSITAS ISLAM NEGERI
ALAUDDIN
M A K A S S A R

OBSERVATION CHECKLIST OF THE FIRST CYCLE (1ST MEETING)

No	Student's Code	INDICATOR OBSERVED													
		1	2	3	4	5	6	7	8	9	10	11	12	13	14
1.	S1	√	√	√	√	√	√		√		√		√		√
2.	S2			√		√	√			√	√				
3.	S3	√	√		√	√	√				√	√	√		
4.	S4	√	√	√	√	√	√		√	√	√		√	√	
5.	S5	√			√	√	√	√		√	√	√	√	√	
6.	S6			√	√	√	√	√		√	√				
7.	S7	√	√	√	√	√	√	√	√		√	√	√	√	√
8.	S8	√		√	√	√	√				√				√
9.	S9	√	√	√		√	√		√	√	√		√	√	√
10.	S10	√	√	√	√	√	√	√			√	√	√	√	
11.	S11			√	√	√		√	√	√	√	√	√	√	
12.	S12		√	√	√	√	√				√			√	
13.	S13	√	√			√	√	√	√	√	√	√	√		√
14.	S14	√		√	√	√	√	√	√	√	√				√
15.	S15			√	√	√	√	√	√		√	√			√
16.	S16	√		√	√	√	√				√				√
17.	S17	√		√		√	√			√	√	√	√	√	√
18.	S18			√	√	√				√	√	√	√		
19.	S19	√		√	√	√	√				√	√	√	√	√
20.	S20		√			√	√	√	√	√	√				√

21.	S21	√	√		√	√	√	√	√	√	√		√	√	√
22.	S22			√	√	√	√		√		√				
23.	S23	√	√	√	√	√	√	√	√	√	√	√	√	√	√
24.	S24		√		√	√	√			√	√		√		
25.	S25	√			√	√			√		√		√		
26.	S26	√	√	√	√	√	√	√	√	√	√	√	√	√	√
27.	S27		√	√		√			√		√		√		
28.	S28			√	√	√			√	√	√				
29.	S29	√	√	√	√	√	√	√	√	√	√	√	√	√	
30.	S30				√	√				√			√	√	
31.	S31	√	√	√	√	√	√			√	√				√
32.	S32	√	√		√	√			√		√			√	√
33.	S33	√	√	√		√	√				√		√		√
Total		21	18	24	25	33	25	12	17	18	33	13	20	15	18
Percentage		63	54	72	75	100	75	36	51	54	100	39	60	45	54

UNIVERSITAS ISLAM NEGERI

ALAUDDIN
M A K A S S A R

OBSERVATION CHECKLIST OF THE FIRST CYCLE (2ND MEETING)

No	Student's Code	INDICATOR OBSERVED													
		1	2	3	4	5	6	7	8	9	10	11	12	13	14
1.	S1	√	√	√	√	√	√		√		√		√		√
2.	S2	√		√		√	√			√	√				
3.	S3	√	√		√	√	√				√	√	√		
4.	S4	√	√	√	√	√	√		√	√	√		√	√	
5.	S5	√	√		√	√	√	√		√	√	√	√	√	
6.	S6			√	√	√		√		√	√				
7.	S7	√	√	√		√	√	√	√		√	√	√	√	√
8.	S8	√		√	√	√	√				√				√
9.	S9	√	√	√		√	√		√	√	√		√	√	√
10.	S10	√	√	√	√	√	√	√			√	√	√	√	
11.	S11			√	√	√		√	√	√	√	√	√	√	
12.	S12		√	√	√	√	√				√			√	
13.	S13	√	√			√	√	√		√	√	√	√		√
14.	S14	√		√	√	√	√		√	√	√				√
15.	S15			√	√	√	√	√	√		√	√			√
16.	S16	√		√	√	√	√				√				√
17.	S17	√		√		√	√			√	√	√	√	√	√
18.	S18		√	√	√	√				√	√	√	√		
19.	S19	√		√	√	√	√				√	√	√	√	√
20.	S20		√	√		√	√	√	√	√	√				√
21.	S21	√	√		√	√	√	√	√	√	√		√	√	√

22.	S22			√	√	√	√		√		√			√	
23.	S23	√	√	√	√	√	√	√	√	√	√	√	√	√	√
24.	S24		√		√	√	√			√	√		√		
25.	S25	√			√	√			√		√		√	√	
26.	S26	√	√	√	√	√	√	√	√	√	√	√	√	√	√
27.	S27		√	√	√	√			√		√	√	√		√
28.	S28	√		√	√	√	√		√	√	√		√		√
29.	S29	√	√	√	√	√	√	√	√	√	√	√	√	√	
30.	S30				√	√		√		√	√		√	√	√
31.	S31	√	√	√	√	√	√			√	√	√			√
32.	S32	√	√		√	√			√		√			√	√
33.	S33	√	√	√		√	√		√	√	√		√		√
Total		23	20	25	27	33	26	12	19	20	33	15	22	17	20
Percentage		69	60	75	81	100	78	36	57	60	100	45	66	51	60

OBSERVATION CHECKLIST OF THE FIRST CYCLE (3RD MEETING)

No	Student's Code	INDICATOR OBSERVED													
		1	2	3	4	5	6	7	8	9	10	11	12	13	14
1.	S1	√	√	√	√	√	√	√	√		√		√		√
2.	S2	√		√		√	√	√		√	√	√		√	
3.	S3	√	√	√	√	√	√		√		√	√	√		√
4.	S4	√	√	√	√	√	√		√	√	√		√	√	
5.	S5	√	√		√	√	√	√		√	√	√	√	√	
6.	S6			√	√	√		√		√	√		√		
7.	S7	√	√	√	√	√	√	√	√		√	√	√	√	√
8.	S8	√		√	√	√	√				√	√			√
9.	S9	√	√	√		√	√		√	√	√		√	√	√
10.	S10	√	√	√	√	√	√	√			√	√	√	√	
11.	S11	√		√	√	√		√	√	√	√	√	√	√	
12.	S12		√	√	√	√	√				√			√	√
13.	S13	√	√			√	√	√		√	√	√	√		√
14.	S14	√		√	√	√	√		√	√	√		√		√
15.	S15		√	√	√	√	√	√	√	√	√	√		√	√
16.	S16	√		√	√	√	√		√		√				√
17.	S17	√		√		√	√			√	√	√	√	√	√
18.	S18		√	√	√	√				√	√	√	√		
19.	S19	√		√	√	√	√				√	√	√	√	√
20.	S20		√	√		√	√	√	√	√	√				√
21.	S21	√	√		√	√	√	√	√	√	√		√	√	√

22.	S22			√	√	√	√		√		√			√	
23.	S23	√	√	√	√	√	√	√	√	√	√	√	√	√	√
24.	S24		√		√	√	√			√	√		√		
25.	S25	√			√	√			√		√		√	√	
26.	S26	√	√	√	√	√	√	√	√	√	√	√	√	√	√
27.	S27		√	√	√	√			√		√	√	√		√
28.	S28	√		√	√	√	√		√	√	√		√		√
29.	S29	√	√	√	√	√	√	√	√	√	√	√	√	√	
30.	S30				√	√	√	√		√	√		√	√	√
31.	S31	√	√	√	√	√	√			√	√	√			√
32.	S32	√	√		√	√			√		√			√	√
33.	S33	√	√	√		√	√		√	√	√		√		√
Total		24	21	26	28	33	27	14	21	21	33	17	24	19	22
Percentage		72	63	78	84	100	81	42	63	63	100	51	72	57	66

OBSERVATION CHECKLIST OF THE FIRST CYCLE (4TH MEETING)

No	Student's Code	INDICATOR OBSERVED													
		1	2	3	4	5	6	7	8	9	10	11	12	13	14
1.	S1	√	√	√	√	√	√	√	√		√		√		√
2.	S2	√		√		√	√	√		√	√	√		√	
3.	S3	√	√	√	√	√	√		√		√	√	√		√
4.	S4	√	√	√	√	√	√		√	√	√		√	√	
5.	S5	√	√		√	√	√	√		√	√	√	√	√	√
6.	S6			√	√	√		√		√	√		√		√
7.	S7	√	√	√	√	√	√	√	√		√	√	√	√	√
8.	S8	√		√	√	√	√			√	√	√		√	√
9.	S9	√	√	√		√	√		√	√	√		√	√	√
10.	S10	√	√	√	√	√	√	√			√	√	√	√	
11.	S11	√		√	√	√		√	√	√	√	√	√	√	
12.	S12		√	√	√	√	√				√			√	√
13.	S13	√	√			√	√	√		√	√	√	√		√
14.	S14	√		√	√	√	√	√	√	√	√		√		√
15.	S15		√	√	√	√	√	√	√	√	√	√		√	√
16.	S16	√		√	√	√	√		√		√	√	√		√
17.	S17	√		√		√	√			√	√	√	√	√	√
18.	S18		√	√	√	√				√	√	√	√		
19.	S19	√		√	√	√	√		√		√	√	√	√	√
20.	S20		√	√		√	√	√	√	√	√				√
21.	S21	√	√		√	√	√	√	√	√	√		√	√	√

22.	S22			√	√	√	√		√		√			√	
23.	S23	√	√	√	√	√	√	√	√	√	√	√	√	√	√
24.	S24		√		√	√	√			√	√		√		
25.	S25	√		√	√	√	√		√		√		√	√	
26.	S26	√	√	√	√	√	√	√	√	√	√	√	√	√	√
27.	S27		√	√	√	√		√	√		√	√	√		√
28.	S28	√	√	√	√	√	√		√	√	√		√		√
29.	S29	√	√	√	√	√	√	√	√	√	√	√	√	√	
30.	S30	√			√	√	√	√		√	√		√	√	√
31.	S31	√	√	√	√	√	√			√	√	√			√
32.	S32	√	√		√	√			√		√			√	√
33.	S33	√	√	√	√	√	√		√	√	√		√		√
Total		25	22	27	29	33	28	15	22	22	33	18	25	20	24
Percentage		75	66	81	87	100	84	45	66	66	100	54	75	60	72

OBSERVATION CHECKLIST OF THE SECOND CYCLE (1ST MEETING)

No	Student's Code	INDICATOR OBSERVED													
		1	2	3	4	5	6	7	8	9	10	11	12	13	14
1.	S1	√	√	√	√	√	√	√	√		√		√		√
2.	S2	√		√		√	√	√		√	√	√		√	
3.	S3	√	√	√	√	√	√		√		√	√	√		√
4.	S4	√	√	√	√	√	√		√	√	√		√	√	√
5.	S5	√	√		√	√	√	√	√	√	√	√	√	√	√
6.	S6			√	√	√		√		√	√	√	√		√
7.	S7	√	√	√	√	√	√	√	√		√	√	√	√	√
8.	S8	√		√	√	√	√	√		√	√	√	√	√	√
9.	S9	√	√	√		√	√		√	√	√		√	√	√
10.	S10	√	√	√	√	√	√	√			√	√	√	√	
11.	S11	√		√	√	√		√	√	√	√	√	√	√	
12.	S12	√	√	√	√	√	√			√	√			√	√
13.	S13	√	√	√	√	√	√	√		√	√	√	√		√
14.	S14	√		√	√	√	√	√	√	√	√		√		√
15.	S15		√	√	√	√	√	√	√	√	√	√		√	√
16.	S16	√	√	√	√	√	√		√		√	√	√		√
17.	S17	√		√		√	√			√	√	√	√	√	√
18.	S18		√	√	√	√	√			√	√	√	√		
19.	S19	√		√	√	√	√		√		√	√	√	√	√
20.	S20		√	√		√	√	√	√	√	√				√
21.	S21	√	√	√	√	√	√	√	√	√	√		√	√	√

22.	S22			√	√	√	√		√		√			√	
23.	S23	√	√	√	√	√	√	√	√	√	√	√	√	√	√
24.	S24		√		√	√	√			√	√		√		
25.	S25	√		√	√	√	√		√		√		√	√	
26.	S26	√	√	√	√	√	√	√	√	√	√	√	√	√	√
27.	S27		√	√	√	√		√	√		√	√	√		√
28.	S28	√	√	√	√	√	√		√	√	√		√		√
29.	S29	√	√	√	√	√	√	√	√	√	√	√	√	√	
30.	S30	√			√	√	√	√		√	√		√	√	√
31.	S31	√	√	√	√	√	√			√	√	√			√
32.	S32	√	√		√	√			√		√			√	√
33.	S33	√	√	√	√	√	√		√	√	√		√		√
Total		26	23	28	30	33	29	16	23	23	33	19	26	21	25
Percentage		78	69	84	90	100	87	48	69	69	100	57	78	63	75

OBSERVATION CHECKLIST OF THE SECOND CYCLE (2ND MEETING)

No	Student's Code	INDICATOR OBSERVED													
		1	2	3	4	5	6	7	8	9	10	11	12	13	14
1.	S1	√	√	√	√	√	√	√	√		√		√		√
2.	S2	√		√		√	√	√		√	√	√		√	
3.	S3	√	√	√	√	√	√		√		√	√	√		√
4.	S4	√	√	√	√	√	√		√	√	√		√	√	√
5.	S5	√	√		√	√	√	√	√	√	√	√	√	√	√
6.	S6			√	√	√		√		√	√	√	√		√
7.	S7	√	√	√	√	√	√	√	√		√	√	√	√	√
8.	S8	√		√	√	√	√	√		√	√	√	√	√	√
9.	S9	√	√	√		√	√		√	√	√		√	√	√
10.	S10	√	√	√	√	√	√	√			√	√	√	√	
11.	S11	√		√	√	√		√	√	√	√	√	√	√	
12.	S12	√	√	√	√	√	√			√	√			√	√
13.	S13	√	√	√	√	√	√	√		√	√	√	√		√
14.	S14	√		√	√	√	√	√	√	√	√		√		√
15.	S15		√	√	√	√	√	√	√	√	√	√		√	√
16.	S16	√	√	√	√	√	√		√		√	√	√		√
17.	S17	√		√		√	√			√	√	√	√	√	√
18.	S18		√	√	√	√	√		√	√	√	√	√		
19.	S19	√		√	√	√	√		√		√	√	√	√	√
20.	S20	√	√	√	√	√	√	√	√	√	√	√			√
21.	S21	√	√	√	√	√	√	√	√	√	√		√	√	√

22.	S22		√	√	√	√	√		√		√		√	√	
23.	S23	√	√	√	√	√	√	√	√	√	√	√	√	√	√
24.	S24		√	√	√	√	√	√		√	√		√		√
25.	S25	√		√	√	√	√		√		√		√	√	
26.	S26	√	√	√	√	√	√	√	√	√	√	√	√	√	√
27.	S27		√	√	√	√	√	√	√	√	√	√	√	√	√
28.	S28	√	√	√	√	√	√		√	√	√		√		√
29.	S29	√	√	√	√	√	√	√	√	√	√	√	√	√	
30.	S30	√			√	√	√	√		√	√		√	√	√
31.	S31	√	√	√	√	√	√			√	√	√			√
32.	S32	√	√		√	√			√		√			√	√
33.	S33	√	√	√	√	√	√		√	√	√		√		√
Total		27	24	29	31	33	30	17	24	24	33	20	27	22	26
Percentage		81	72	87	93	100	90	51	72	72	100	60	81	66	78

OBSERVATION CHECKLIST OF THE SECOND CYCLE (3RD MEETING)

No	Student's Code	INDICATOR OBSERVED													
		1	2	3	4	5	6	7	8	9	10	11	12	13	14
1.	S1	√	√	√	√	√	√	√	√	√	√	√	√		√
2.	S2	√	√	√		√	√	√		√	√	√		√	
3.	S3	√	√	√	√	√	√	√	√		√	√	√		√
4.	S4	√	√	√	√	√	√		√	√	√		√	√	√
5.	S5	√	√	√	√	√	√	√	√	√	√	√	√	√	√
6.	S6	√		√	√	√	√	√		√	√	√	√		√
7.	S7	√	√	√	√	√	√	√	√		√	√	√	√	√
8.	S8	√		√	√	√	√	√	√	√	√	√	√	√	√
9.	S9	√	√	√	√	√	√	√	√	√	√		√	√	√
10.	S10	√	√	√	√	√	√	√			√	√	√	√	
11.	S11	√		√	√	√		√	√	√	√	√	√	√	√
12.	S12	√	√	√	√	√	√			√	√		√	√	√
13.	S13	√	√	√	√	√	√	√	√	√	√	√	√	√	√
14.	S14	√		√	√	√	√	√	√	√	√		√		√
15.	S15		√	√	√	√	√	√	√	√	√	√		√	√
16.	S16	√	√	√	√	√	√		√		√	√	√		√
17.	S17	√		√		√	√			√	√	√	√	√	√
18.	S18		√	√	√	√	√		√	√	√	√	√		
19.	S19	√		√	√	√	√		√		√	√	√	√	√
20.	S20	√	√	√	√	√	√	√	√	√	√	√			√
21.	S21	√	√	√	√	√	√	√	√	√	√		√	√	√

22.	S22		√	√	√	√	√		√		√		√	√	
23.	S23	√	√	√	√	√	√	√	√	√	√	√	√	√	√
24.	S24		√	√	√	√	√	√		√	√		√		√
25.	S25	√		√	√	√	√		√		√		√	√	
26.	S26	√	√	√	√	√	√	√	√	√	√	√	√	√	√
27.	S27		√	√	√	√	√	√	√	√	√	√	√	√	√
28.	S28	√	√	√	√	√	√		√	√	√		√		√
29.	S29	√	√	√	√	√	√	√	√	√	√	√	√	√	
30.	S30	√			√	√	√	√		√	√		√	√	√
31.	S31	√	√	√	√	√	√		√	√	√				√
32.	S32	√	√		√	√			√	√				√	√
33.	S33	√	√	√	√	√	√		√	√	√		√		√
Total		28	25	30	32	33	31	18	25	25	33	21	28	23	27
Percentage		84	75	90	96	100	93	54	75	75	100	63	84	69	81

OBSERVATION CHECKLIST OF THE SECOND CYCLE (4TH MEETING)

No	Student's Code	INDICATOR OBSERVED													
		1	2	3	4	5	6	7	8	9	10	11	12	13	14
1.	S1	√	√	√	√	√	√	√	√	√	√	√	√	√	√
2.	S2	√	√	√		√	√	√		√	√	√		√	√
3.	S3	√	√	√	√	√	√	√	√		√	√	√		√
4.	S4	√	√	√	√	√	√		√	√	√		√	√	√
5.	S5	√	√	√	√	√	√	√	√	√	√	√	√	√	√
6.	S6	√		√	√	√	√	√		√	√	√	√		√
7.	S7	√	√	√	√	√	√	√	√		√	√	√	√	√
8.	S8	√		√	√	√	√	√	√	√	√	√	√	√	√
9.	S9	√	√	√	√	√	√	√	√	√	√		√	√	√
10.	S10	√	√	√	√	√	√	√	√	√	√	√	√	√	
11.	S11	√		√	√	√		√	√	√	√	√	√	√	√
12.	S12	√	√	√	√	√	√			√	√		√	√	√
13.	S13	√	√	√	√	√	√	√	√	√	√	√	√	√	√
14.	S14	√	√	√	√	√	√	√	√	√	√		√		√
15.	S15		√	√	√	√	√	√	√	√	√	√		√	√
16.	S16	√	√	√	√	√	√		√		√	√	√		√
17.	S17	√		√		√	√			√	√	√	√	√	√
18.	S18	√	√	√	√	√	√		√	√	√	√	√		√
19.	S19	√		√	√	√	√		√		√	√	√	√	√
20.	S20	√	√	√	√	√	√	√	√	√	√	√	√		√
21.	S21	√	√	√	√	√	√	√	√	√	√		√	√	√

22.	S22	√	√	√	√	√	√		√		√		√	√	
23.	S23	√	√	√	√	√	√	√	√	√	√	√	√	√	√
24.	S24		√	√	√	√	√	√		√	√		√		√
25.	S25	√		√	√	√	√		√		√	√	√	√	
26.	S26	√	√	√	√	√	√	√	√	√	√	√	√	√	√
27.	S27		√	√	√	√	√	√	√	√	√	√	√	√	√
28.	S28	√	√	√	√	√	√		√	√	√		√		√
29.	S29	√	√	√	√	√	√	√	√	√	√	√	√	√	
30.	S30	√	√	√	√	√	√	√	√	√	√		√	√	√
31.	S31	√	√	√	√	√	√	√	√	√	√	√			√
32.	S32	√	√	√	√	√	√		√	√	√	√		√	√
33.	S33	√	√	√	√	√	√	√	√	√	√		√		√
Total		30	27	31	32	33	32	20	27	27	33	23	29	24	29
Percentage		90	81	93	96	100	96	60	81	81	100	69	87	72	87

Students' Score Test of the First and Second Cycle

No.	Students' Code	Students Reading Comprehension	
		Test of cycle I	Test of cycle II
1.	S1	70	90
2.	S2	50	90
3.	S3	60	80
4.	S4	70	80
5.	S5	70	80
6.	S6	50	80
7.	S7	70	90
8.	S8	40	80
9.	S9	60	80
10.	S10	60	80
11.	S11	60	80
12.	S12	70	90
13.	S13	70	90
14.	S14	60	90
15.	S15	70	90
16.	S16	60	80
17.	S17	70	80
18.	S18	60	80
19.	S19	80	100
20.	S20	70	90
21.	S21	80	100

22.	S22	60	80
23.	S23	80	90
24.	S24	60	80
25.	S25	70	80
26.	S26	80	90
27.	S27	80	90
28.	S28	60	80
29.	S29	80	90
30.	S30	70	80
31.	S31	80	90
32.	S32	70	80
33.	S33	70	80
Total		2210	2810
Mean Score		66.96	85.15

The Mean Score of Cycle I, Cycle II, and Observation Checklist

a) The Mean Score of Cycle I

$$\bar{x} = \frac{\Sigma x}{N} = \frac{2210}{33} = 66.96\%$$

b) The Mean Score of Cycle II

$$\bar{x} = \frac{\Sigma x}{N} = \frac{2810}{33} = 85.15\%$$

c) Observation Checklist Cycle I

$$\bar{x} = \frac{\Sigma x}{N} = \frac{878}{33} = 26.60\%$$

d) Observation Checklist Cycle II

$$\bar{x} = \frac{\Sigma x}{N} = \frac{1611}{33} = 48.81$$

The Students' Percentage

1) Cycle I

Classification	Score Interval	Frequency	Percentage (%)
The students exceed	≤ 75	$\frac{8}{33} \times 100$	24.24%
Achieved	$= 75$	-	-
Was not achieve	≥ 75	$\frac{25}{33} \times 100$	75.75%

2) Cycle II


Classification	Score Interval	Frequency	Percentage (%)
The students exceed	≤ 75	$\frac{33}{33} \times 100$	100%
Achieved	$= 75$	-	-
Was not achieve	≥ 75	-	-

DOCUMENTATION



UNIVERSITAS ISLAM NEGERI









CURRICULUM VITAE



Andi Novia Dwi Ayuningtias, was born on November 2nd, 1995 in Ujung Pandang, South Sulawesi. She is the second child of four siblings from Muh. Adras and Andi Wahidah. She began her study in 2001 from Elementary School at SD. INPRES MALLENGKERI II in 2007, she continued to Junior High School at SMPN. 26 Makassar and graduated in 2010. She continued to Vocational High School at SMKN. 1 Makassar in 2013. After she graduated from Vocational High School, she went to Alauddin State Islamic University (UIN) of Makassar and majored English Education in September 2013.



UNIVERSITAS ISLAM NEGERI
ALAUDDIN
M A K A S S A R