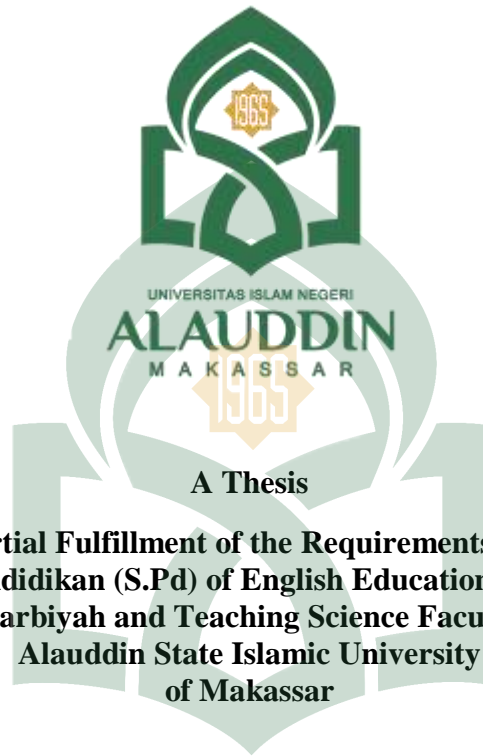


**DEVELOPING ENGLISH MATERIALS FOR STUDENTS OF
MANAGEMENT DEPARTMENT: E-COMMERCE &
INTERNATIONAL ADVERTISING AT STIE YPUP**



A Thesis

**Submitted in Partial Fulfillment of the Requirements for the Degree of
Sarjana Pendidikan (S.Pd) of English Education Department
Tarbiyah and Teaching Science Faculty
Alauddin State Islamic University
of Makassar**

By:

MUHAMMAD OURAYS
Reg. Number: 20400113102

**ENGLISH EDUCATION DEPARTMENT
TARBIYAH AND TEACHING SCIENCE FACULTY
ALAUDDIN STATE ISLAMIC UNIVERSITY OF MAKASSAR
2017**

PERNYATAAN KEASLIAN SKRIPSI

Mahasiswa yang bertanda tangan di bawah ini:

Nama : Muhammad Qurays
NIM : 20400113102
Tempat/Tgl. Lahir : Songgunimasa, 28 Oktober 1993
Jurusan : Pendidikan Bahasa Inggris
Fakultas : Tarbiyah dan Keguruan
Alamat : Desa Tinggimae, Kecamatan Borombong, Kab. Gowa
Judul : *"Developing English Materials for Students of Management Department: E-Commerce & International Advertising at STIE YULIP"*

Menyatakan dengan sesungguhnya dan penuh kesadaran bahwa skripsi ini benar adalah hasil karya sendiri. Jika kemudian hari terbukti bahwa ia merupakan duplikat, tiruan, plagiat, atau dibuat oleh orang lain, sebagian atau seluruhnya, maka skripsi dan gelar yang diperoleh karenanya batal demi hukum.

Makassar, 23 November 2017

Penyusun,

ALA UDDIN
M A K A S S A R

MUHAMMAD QURAYS

NIM. 20400113102

PERSETUJUAN PEMBIMBING

Pembimbing penulisan skripsi saudara, **MUHAMMAD OURAYS**, NIM: 20400113102, Mahasiswa Jurusan Pendidikan Bahasa Inggris pada Fakultas Tarbiyah dan Keguruan UIN Alauddin Makassar, setelah dengan seksama meneliti dan mengoreksi skripsi yang bersangkutan dengan judul **"Developing English Materials for Students of Management Department: E-Commerce & International Advertising at SIE YPUP"** memandang bahwa skripsi tersebut telah memenuhi syarat-syarat ilmiah dan dapat disetujui untuk diajukan ke sidang managasyah.

Dengan persetujuan ini diberikan untuk proses selanjutnya.

Makassar, 24 November 2017

Pembimbing I

Pembimbing II

UNIVERSITAS ISLAM NEGERI

Dr. Muhammad Yaumi, M.Hum., M.A.

Sitti Nurpahmi, S.Pd., M.Pd.

NIP: 19661231 20003 1 023

NIP: 19740308 200902 2 003

M A K A S S A R

PENGESAHAN SKRIPSI

Skripsi yang berjudul "Developing English Materials for Students of Management Department: E-Commerce & International Advertising at STIE YPUP" yang disusun oleh sandana Muhammad Qurays, NIM: 20400113102, Mahasiswa Jurusan Pendidikan Bahasa Inggris pada Fakultas Tarbiyah dan Keguruan UIN Alauddin Makassar, telah diuji dan dipertahankan dalam sidang munaqasyah yang diselenggarakan pada hari Senin, 26 Maret 2018 Masehi Bertepatan dengan 8 Rajab 1439 Hijriah dan dinyatakan dapat diterima sebagai salah satu syarat untuk mendapatkan gelar Sarjana Pendidikan (S.Pd.) pada Fakultas Tarbiyah dan Keguruan Program Studi Pendidikan Bahasa Inggris dengan beberapa perbaikan.

Makassar, 26 Maret 2018

DEWAN PENJURI

(SK Dekan Nomor: 725 Tahun 2018)

Ketua : Dr. Kamsinah, M. Pd. I

Sekretaris : Dr. Siti Aisyah Chalik, S. Ag., M. Pd.

Munagisy I : Dr. H. Nur Asik, M. Hum.

Munagisy II : Dr. Hj. Mardiana, M. Hum.

Pembimbing I : Dr. Muhammad Yanni, M. Hum., M. A.

Pembimbing II: Sitti Nurpahmi, S. Pd., M. Pd.

Disahkan Oleh:

Dekan Fakultas Tarbiyah dan Keguruan

UNIVERSITAS ISLAM NEGERI

UIN Alauddin Makassar

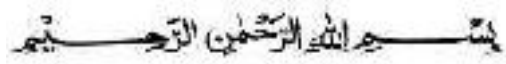
ALA UDDIN

MAKASSAR

Dr. H. Muhammad Amri, Lc., M. Ag.

NIP. 197301202003121001

ACKNOWLEDGEMENT



Alhamdulillah Rabbil Alamin, the researcher would like to express his deepest gratitude to the almighty Allah SWT., the only provider, the most merciful who gives His guidance, inspiration and good healthy for all time to conduct the writing of this thesis. Also shalawat and salam are always delivered to our great Prophet Muhammad SAW., who has brought us from the darkness to the lightness.

During the writing of the thesis, the researcher received much assistance from a number of people, for their valuable guidance, correction, suggestion, advice and golden support. Without them, the writing of this thesis would never been possibly completed. Therefore, the researcher would like to express the greatest thanks and appreciation for those people, especially to:

1. **Prof. Dr. Musafir Pababbari, M.Si.** The Rector of State Islamic University Alauddin Makassar.
2. **Dr. H. Muhammad Amri, Lc., M.Ag.** The Dean and all of the staffs of Tarbiyah and Teaching Science Faculty of Alauddin State Islamic University of Makassar.
3. **Dr. Kamsinah, M.Pd.I.** The Head of English Education Department, Tarbiyah and Teaching Science Faculty of Alauddin State Islamic University of Makassar and all of the staffs of her.

4. The researcher's consultants, **Dr. Muhammad Yaumi, M.Hum., M.A** and **Sitti Nurpahmi, S.Pd., M.Pd.**, who have helped, guide, and supported the researcher during the writing of his thesis.
5. **Dr. Andi Kaharuddin Bahar, S.IP., M.Hum.** and **Dr. Iriany Kesuma Wijaya, M.Pd.** as my experts who have guided the researcher during the writing of his thesis.
6. All of the lecturers of Tarbiyah and Teaching Science Faculty of Alauddin State Islamic University of Makassar for their guidance during his study.
7. The researcher's family especially his lovely father **Kamaruddin** and her beautiful mother **Hasmi**.
8. His younger brother **Muhammad Qadry**, and his sister **Qurniasty**, who always pray, encourage, educate and provide countless material supports, so that, he could finish writing and his study in UIN Alauddin Makassar.
9. All of lecturers of STIE YPUP and The RnD group, the project team in this research; **Moh. Zukri Prazetyo, Ichsan Ananta Wikrama, Nurfikriyah Irhasih, Nurul Fatih Nasir B, Riska**, and **Nurwahida** for their sincere friendship and assistance during the writing.
10. The researcher's classmates in English Education Department, PBI 5 and 6 in Academic Year 2013 that thought me about togetherness and solidarity who have given a free lodging until the completion of this thesis.
11. **The IKPM Gontor Cab.SulSelBar Family**, who always inspired and motivated his when he gave up.

12. All of the people around the researcher's life who could not mention one by one by the researcher that have given a big inspiration, motivation, and spirit.

The researcher realizes that, this writing still not perfect. Remaining errors are the writer's own; therefore, constructive criticisms and suggestions will be highly appreciated. May all our/their efforts are blessed by Allah SWT. Amin.

The Researcher,


Muhammad Qurays



TABLE OF CONTENTS

	Page
COVER PAGE	i
PERNYATAAN KEASLIAN SKRIPSI	ii
PERSETUJUAN PEMBIMBING	iii
PENGESAHAN SKRIPSI	iv
ACKNOWLEDGEMENT.....	v
TABLE OF CONTENTS.....	viii
LIST OF FIGURES AND TABLES.....	x
LIST OF APPENDICES	xi
ABSTRACT.....	xii
CHAPTER I INTRODUCTION	1
A. Background	1
B. Research Problems	4
B. Research Objectives	5
C. Research Significance	5
D. Research Scope.....	6
E. Operational Definition of Term	7
CHAPTER II REVIEW OF RELATED LITERATURES	9
A. Review of Related Research Findings	9
B. Theoretical Foundation.....	11
C. Theoretical Framework.....	14
CHAPTER III RESEARCH METHOD.....	17
A. Research and Development Model	17
B. Research and Development Procedure	18
C. Research Subject	19
D. Types of Data	19
E. Research Instruments	20
F. Data Collecting Procedures	20
G. Try Out	21
H. Data Analyzing Technique.....	22

CHAPTER IV FINDINGS AND DISCUSSION	27
A. Findings and Discussions.....	27
CHAPTER V CONCLUSIONS AND SUGGESTIONS	83
A. Conclusions	83
B. Suggestions	83
BIBLIOGRAPHY	85
APPENDICES	87
CURRICULUM VITAE.....	172



LIST OF FIGURES AND TABLES

	Page
FIGURE 1. Theoretical Framework	15
FIGURE 2. The Seels and Glasgow ISD Model 2.....	18
FIGURE 3. Procedures of Data Analysis Technique in Qualitative Miles and Huberman	23
TABLE 1. Catagories Scores.....	25
TABLE 2. The Result of the First Question.....	28
TABLE 3. The Result of the Second Question.....	28
TABLE 4. The Result of the Third Question	29
TABLE 5. The Result of the Fourth Question	30
TABLE 6. The Result of the Fifth Question	31
TABLE 7. The Result of the Sixth Question	32
TABLE 8.1. The Result of the Seventh Question for Speaking Skill	34
TABLE 8.2. The Result of the Seventh Question for Listening Skill	35
TABLE 8.3. The Result of the Seventh Question for Reading Skill	36
TABLE 8.4. The Result of the Seventh Question for Writing Skill	37
TABLE 9. The Result of the Eighth Question for Reading Skill	37
TABLE 10. The Result of the Ninth Question for Speaking Skill	38
TABLE 11. The Result of the Tenth Question for Listening Skill	39
TABLE 12. The Result of the Eleventh Question for Writing Skill.....	40
TABLE 13. The Result of the Students Need of Learning Sytles.....	41
TABLE 14. The Result of the Students' Learning Ability.....	43

TABLE 15. The Result of the Students' Learning Priorities.....	44
TABLE 16. The Result of the Level of Importance of the English Materials Topics and worksheet.....	45
TABLE 17. The Overall Needs Inventory from Linguistic Needs.....	46
TABLE 18. The Overall Needs Inventory from Learning Needs.....	49
Chart I. The Most Preferred Way of Learning Ability.....	33



LIST OF APPENDICES

	Page
Appendix 1. Questionnaire Students' Need Analysis.....	87
Appendix 2. The Interview's Guide for Students.....	87
Appendix 3. The Transcript of Students' Interview.....	93
Appendix 4. Observation Sheet for Experts and Lecturer.....	96
Appendix 5. The Learners' Accpetability.....	98
Appendix 6. Teaching Materials Design (Blueprint/SAP).....	100
Appendix 7. Lesson Plan.....	121
Appendix 8. Product Design.....	152
Appendix 9. Documentation.....	169



ABSTRACT

Thesis Title : **Developing English Materials for Students of Management Department: E-Commerce & International Advertising at STIE YPUP**
Year : **2017**
Researcher : **Muhammad Qurays**
Consultant I : **Dr. Muh. Yaumi M.Hum., M.A.**
Consultant II : **Sitti Nurpahmi S.Pd., M.Pd.**

This research aimed at developing English materials for students of Management Department especially in topics E-Commerce and International Advertising at STIE YPUP, Makassar. Based on the preliminary study on May 2016 by analyzing the module which used, the researcher found several problems from the module such as the module use general English not specific English, the students of Management Department are not interested in studying English and the module use the difficulty vocabulary in each topic. In addition, the research design used in this study was Research and Development (R&D). On top of that the development model used was ISD model. It consists of needs analysis, instructional design, implementation and evaluation. The procedures included analyzing materials needed by the students of Management Department, design the English materials till developing the English materials through ISD model. Furthermore, the development of English materials for students of Management Department at STIE YPUP includes conceptual map, goals, materials sequence, English material and worksheet, and additional task. As the result, the product was tried out to the first semester of students of Management Department at STIE YPUP. Afterwards, types of data obtained in this study are quantitative and qualitative data. In other word, the instruments used in this research were questionnaire and observation sheet for two experts. In this research, two experts were involved in order to validate the product. There were three systematic aspects that they validated of the product: Materials Systematic Organization, Systematic English Teaching and Systematic Content of English. Therefore, the result indicated that based on the experts validation there were no revision needed which the total average score 3.97. The development of E-Commerce and International Advertising materials were applicable to be taught at the first semester of students of Management Department as topics in English.

CHAPTER I

INTRODUCTION

A. Background

Materials take an important part in teaching and learning process. Good and appropriate materials will give positive influence to the students' learning process. Many researchers offer developed English Materials for teaching. The materials include printed material, audio, visual, multimedia, internet, etc. those activities will give an impact to their and our futures as Allah SWT says in QS. Al-Mujadilah verse 11:

يَرْفَعُ اللَّهُ الَّذِينَ آمَنُوا مِنْكُمْ وَالَّذِينَ أُوتُوا الْعِلْمَ دَرَجَاتٍ ۚ

“... Allah will raise those who have believed among you and those who were given knowledge, by degrees....”

To conduct English learning material means aimed at support the students' competence in English study program, so it should be based on the learners' needs, and they should represent the material in a good way. Unfortunately, most of the lecturers in the university in Indonesia still have a problem related to the availability of conducting English learning materials which are appropriate for the students with vocational major. Materials which are provided by the government and launched by some developers are still using general English. The materials are not using specific English vocabulary, whereas English vocabulary and the materials in every unit which is needed by the students in their future occupation will be different.

The use of inappropriate materials might prevent the students to develop their skills to communicate using English in the target situation of their field of works. If such condition happens, the purposes of the English teaching will not be achieved. Therefore, developing appropriate English learning materials for students of management department is necessary. Appropriate materials can help the students to learn English more easily. It is because they are learning useful materials that are related to their future job; materials that are suitable with their needs.

Based on the reasons above, the researcher decides to overcome those problems and develop the English materials for the English materials and worksheet by using English for Specific Purposes (ESP) and also using Instructional System Design (ISD) Model.

First is ESP. Hutchinson and Water stated that ESP as an approach rather than a product. It means that ESP does not involve a particular kind of language, teaching materials or methodology.¹ In other words, ESP is an approach to language teaching which aimed to meet the needs of particular learners. In contrast, Dudley-Evans and St John give their modification based on their-self-understanding of ESP definition. They make a distinction between absolute characteristic and variable characteristic in ESP.²

Based on the English for Specific Purposes (ESP) tree of language teaching by Hutchinson and water's, ESP has three kinds; English for Science and

^{1.} Tom Hutchinson and Alan Waters, *English for Specific Purposes: a Learning-Centered Approach* (Cambridge: Cambridge University Press, 1987), pp.19.

^{2.} Tony Dudley-Evans and Maggie Jo ST John, *Development in English for Specific Purposes* (Cambridge: Cambridge University Press, 1998), pp.4-5.

Technology (EST), English for Business and Economics (EBE) and English for Social Sciences (ESS). In each kind, there are divided into two kinds; English for Academic Purposes (EAP) and English for Occupational Purposes (EOP). In English for Science and Technology, it consists of English for Medical Studies and English for Technicians. In English for Business and Economics, it consists of English for Economics and English for Secretaries. Meanwhile, in English for Social Sciences, it consists of English for Psychology and English for Teaching.

In addition, English lesson for the students of Management Department in this research named English for Accounting was included in English for Business and Economics. Moreover, with ESP, the goal of the lesson can be clearly for the students without involving a particular kind of language, teaching materials or methodology. This approach is called as an easy-going approach for teaching English especially for the first semester students of Management Department because with this approach, the students' mind did not have to think greatly hard and the lesson will be more specific.

The other way to solve the problem in this research the researcher is using ISD (Instructional System Design) model from Seels and Glasgow (1998) conclude that their model is quite similar to many others, it is based on the assumption that design and development take place in the context of project management.³

In this model, there are organized into three management phases: needs analysis management, instructional design management, and implementation and

³. Seels B and Glasgow Z, *Making Instructional Design Decisions (2nd ed.)* (Upper Saddle River, NJ: Merrill, Prentice-Hall, 1998), pp.177-178.

evaluation management. As a conclusion, this model is used to develop the English materials especially in developing module because with utilizing all three phases in this model and focus to develop the materials lesson such as module whose created and adopted by clients and users.

In this research, the researcher developed a worksheet for students of Management Department. The researcher focuses in topics E-Commerce and International Advertising. Through this research, the researcher developed a new worksheet which can make the students of Management Department interest to study English. These topics will consist of a literature and a task.

To be much detail, in each topic consist of vocabulary which is relevant with the topics. The important thing that in this worksheet is integrated several English skills into each topic such as speaking, writing, reading and listening.

Refers from the explanation and being aware of the fact above, the researcher would like to take a research about the development of English materials for the first semester students of Management Department at STIE YPUP.

B. Research Problem

Based on the background, the main problems is a good development for E-Commerce and International Advertising topics based on the students' need and students' context. In order to enable the researcher should elaborate the main problem. There are three research problems should be formulated as follows:

1. What kinds of English materials do the students need in Management Department at STIE YPUP?

2. What is the product of English materials development for students of Management Department in STIE YPUP?
3. How are the experts' validation and students' acceptability for the English language materials in Management Department at STIE YPUP?

C. Research Objectives

This study aims at developing English materials and worksheet for the topics E-Commerce and International Advertising for students of Management Department. The specific objectives of this research are:

1. To analyze the students need of English materials in Management Department at STIE YPUP.
2. To produce the English materials based on ESP (English for Specific Purposes) approach and ISD (Instructional System Design) model in Management Department at STIE YPUP.
3. To know the experts' validation and students' acceptability for the English language materials in Management Department at STIE YPUP.

D. Research Significance

1. Theoretical Significance

The theoretical significance from this research is expected to give more knowledge about English for students' of Management Department through easily way for the students of Management department especially for E-Commerce and International Advertising topics.

2. Practical Significance

This research would be beneficial for the students of Management Department, English lecturer and Management Department of STIE YPUP. First, for the students of Management Department; in the future, the result from this research can help the students of Management Department more easily to understand about the materials especially for each topic in the worksheet and implemented into their work, studies, and future. In the future the researcher hopes that the result of this research is the worksheet can be used as a guidebook.

Second, for the lecturer; the product that designed in this research can facilitate the lecturer to more easily teach English for the student of Management Department based on the students' needs. Third, for Management Department of STIE YPUP; hope this product can be used as a worksheet for students' of Management Department in learning and teaching process especially for the first semester students of Management Department.

E. Research Scope

This research is focused on developing English materials which oriented in printed materials such as worksheet. In developing product, there are five models focused on product oriented. The five models reviewed are: the Bergman and Moore model (ID models), the de Hoog de Jong and de Vries model (product-

driven), the Bates model, the Nieveen model, and the Seels and Glasgow model (ISD models).⁴

In this research, the researcher developed a unit for E-Commerce and International Advertising with integrated English skill used ESP and also use ISD (Instructional System Design) model to develop the English materials for the next printed materials such as worksheet for this research.

In addition, due to the limitation of time and budgeting in finishing this research, the researcher conducted this research only into two phases. They are need analysis, instructional design materials and formative evaluation.

F. Operational Definition of Term

1. Development

Development is a process to make something new or change something that was existed. In this research, development means that make a change in the materials lesson such as printed materials. In addition, if in previous printed materials have problems, through this development, the problems can be solved.

2. English Material

English material consists of two words. First is English and second is material. English is an important language in this world. As we know, English is an international language which is used by people in this world for communication with the other people from the other countries. Not only for communication but also, English is used in educational world such as in

⁴ Gall, M, D., Gall, J. P., & Borg, W. R. *Educational Research an Introduction; Third Edition*. (USA: Pearson Education, 1983), p.772.

textbook for students. While material mean anything, which is used to help to teach language learner.

As a conclusion, English material is information or ideas for use in creating a book or anything which is used to help to teach language learner which consist of used English as a language in the book.

3. E-Commerce

Electronic commerce was the trading or facilitation of trading in products or services using computer networks, such as the internet. Modern electronic commerce typically used the World Wide Web for at least one part of the transaction's life cycle although it might also use other technologies such as e-mail. The goal from utilizing E-commerce was to sell or purchase, got information, made request through some system with World Wide Web.

4. International Advertising

Advertising was the form of marketing communication used to promote or sell something, usually a business' product and service. The main role from advertising was to utilize best marketing to provide good market toward the product and service.

CHAPTER II

REVIEW OF RELATED LITERATURE

This part centers around the study of some previous research findings on the related topics to the E-Commerce and International Advertising materials and the formulation of theoretical framework.

A. Review of Related Research Findings

Various researchers had conducted a research related to English materials about developing materials, exercises and about ESP (English for Specific Purposes). As a references from the previous research, the researcher present in this section. First is Ghozali. Ghozali conducted R&D to create English textbook for vocational high school. The conclusion from his research are designed textbook with using R&D is more effective to increase the students' achievement in learning English and can increasing the quality of teaching English through improving the quality of the textbook.⁵

The second is Suyadi. Suyadi had conducted his research at a state university in Jambi Province. The aimed at his research is improving teaching English materials for accounting program which is needed for the student of accounting at university level. He found that the students of accounting program needs a specific material in learning English which has tight relationship with their study program. While English skills are need to be combined with the knowledge target

⁵. Imam Ghozali. 'Pengembangan buku Teks bahasa Inggris Integratif untuk Sekolah Menengah Kejuruan: Penelitian Pengembangan Pendidikan di Sekolah Menengah Kejuruan Usaha Jasa Pariwisata di Yogyakarta'. *Thesis*. Universitas Sebelas Maret, 2011. pp. 270.

for accounting. Based on his finding Suyadi used ESP (English for Specific Purposes) to solve his problem in his research.⁶

In addition, the materials should follow the students' current level of skills to avoid difficulties in adopting and transferring the ideas from the lesson materials from one language to another. The materials which the researcher will develop must match with the students needs. Because of that, the students can be more easily to understand the materials and the students will appreciate their time and they will effort to learn their materials.

The third is Safrizal. From his research, the conclusion is in several universities especially in Accounting Department, English subject in that university is taught as English General Purposes not English Specific Purposes. In addition, he found that teaching materials is designed by some criteria and also based on the students needs and supported by theories in ESP.⁷

The fourth is Ruth Hillis. In his research, he found that to developing instructional materials, should determine the procedures which will used in our development. The procedures are selecting the theme, setting up criteria to serve as a guide in preparation of new instructional materials and as a basis for evaluation, preparing first drafts of the materials, trying out the materials, and revising the materials for general use.⁸

⁶. Suyadi. '*English for Specific Purposes for Accounting Students*'. IJIREs. 2016. Vol.3, no. 1, pp.144.

⁷. Safrizal. '*Designing ESP Teaching Materials for Students of Accounting Department of Al-Azhar University Medan*'. Al-Azhar University Medan. 2013. pp. 97.

⁸. Ruth Hillis Seay, *Developing Instructional Materials in the Sloan Experiment*, University of Kentucky (Washington: University of Kentucky, 2000), pp.418.

The fifth is Harsono. The conclusion from his research is developing teaching/learning materials for ESP is more demanded than that for general English because the availability of the ESP learning materials in public is very rare. In developing the ESP learning materials, the researcher can develop the teaching materials by applying the principles and procedures of language teaching materials including formulating the teaching objectives, adapting and or supplementing the existing materials, and or creating our own materials.⁹

Based on some previous finding research, the researcher concludes that to develop the materials and exercises, it must be based on learners needs. Developing printed materials especially through R&D can increase the students' achievements and the qualities in the learning English particularly for printed materials which will use in the school or university.

In other side, developing printed materials with ESP (English for Specific Purposes) and ISD (Instructional System Design) can make the students more prepared to confront the real world occupation. The researcher developed new printed English materials to help the students to increasing their motivation to learn this material. So that, the target of SAP can achieve well.

B. Theoretical Foundation

Theoretical foundation is some theories which supporting this and relevant with our research. There are several theoretical foundations in this research about developing materials, business organization, taxes, ESP (English for Specific Purposes) and ISD Model.

⁹. Y.M.Harsono. 'Developing Learning Materials for Specific Purposes'. *Thesis*. Universitas Katolik Atma Jaya. 2007. pp. 178.

- a. Developing materials. According to Tomlinson as cited in his second edition book, materials development is both a field of study and a practical undertaking. As a field it studies the principles and procedures of the design, implementation and evaluation of language teaching materials.¹⁰

In other word, materials development refers to anything which is done by writers, teacher or learners to provide sources of language input and to exploit those sources in ways which maximize the likelihood of intake and to stimulate purposeful output.¹¹ Materials developers might write textbooks, tell stories, bring advertisements into the classroom, express an opinion, provide samples of language use or read a poem aloud.

- b. English material is information or ideas for use in creating a book or anything which is used to help to teach language learner which consist of used English as a language in the book.

- c. E-Commerce

Electronic commerce was the trading or facilitation of trading in products or services using computer networks, such as the internet. Modern electronic commerce typically used the World Wide Web for at least one part of the transaction's life cycle although it might also use other technologies such as e-mail. The goal from utilizing E-commerce

¹⁰. Brian Tomlinson, 'Materials Development' in R. Carter and D. Nunan (eds), *The Cambridge Guide to Teaching English to Speaker of Other Languages* (Cambridge: Cambridge University Press, 2001), pp.66.

¹¹. Brian Tomlinson, *Materials Development in Language Teaching* (Cambridge: Cambridge University Pss, 1998), pp.2.

was to sell or purchase, got information, made request through some system with World Wide Web.

- d. International Advertising. Advertising was the form of marketing communication used to promote or sell something, usually a business' product and service. The main role from advertising was to utilize best marketing to provide good market toward the product and service.
- e. ESP (English for Specific Purposes). Hutchinson and Waters see ESP as an approach rather than a product, by which they mean that ESP does not involve a particular kind of language, teaching materials or methodology.¹² In other side, Dudley-Evans and St John said that ESP is divided into two absolute and variable characteristic.¹³

Based on absolute characteristic, ESP is defined to meet specific needs of the learner; makes use of the underlying methodology and activities of the discipline it serves; and centered on the language (grammar, lexis, and register), skills, discourse and genres appropriate to these activities.

While based on variable characteristic, ESP may be related to or designed for specific disciplines; may use, in specific teaching situations, a different methodology from that of general English.

ISD Model. ISD model is acronym from instructional system design.

ISD model was presented by Seels and Glasgow. They are compare

^{12.} Tom Hutchinson and Alan Waters, *English for Specific Purposes: a Learning-Centered Approach* (Cambridge: Cambridge University Press, 1987), pp.19.

^{13.} Tony Dudley-Evans and Maggie Jo ST John, *Developments in English for Specific Purposes* (Cambridge: Cambridge University Press, 1998), pp.4-5.

their model to several others and generic ADDIE framework. Seels and Glasgow emphasized the steps within each phase in this model may be conducted in a linear fashion, but often are not, although the three phase are generally considered to be self-contained and linear.

C. Theoretical Framework

The problem faced by the students of Management Department in learning English is the difficulties to understand the lesson because the materials using English for general purposes not English for specific purposes.

Because of that, in this research, the researcher try to offer a new way by designing English materials for students of Management Department by creating a new English material and worksheet with ESP and ISD Model to achieve the objective of learning in the SAP.

By designing it, the researcher expects in the learning and teaching process, the students of Management Department can more easily to understand the lesson than before, the teacher has a textbook as a model and the objective of the learning achieved.

The theoretical framework underlying this research is presented in the following diagram:

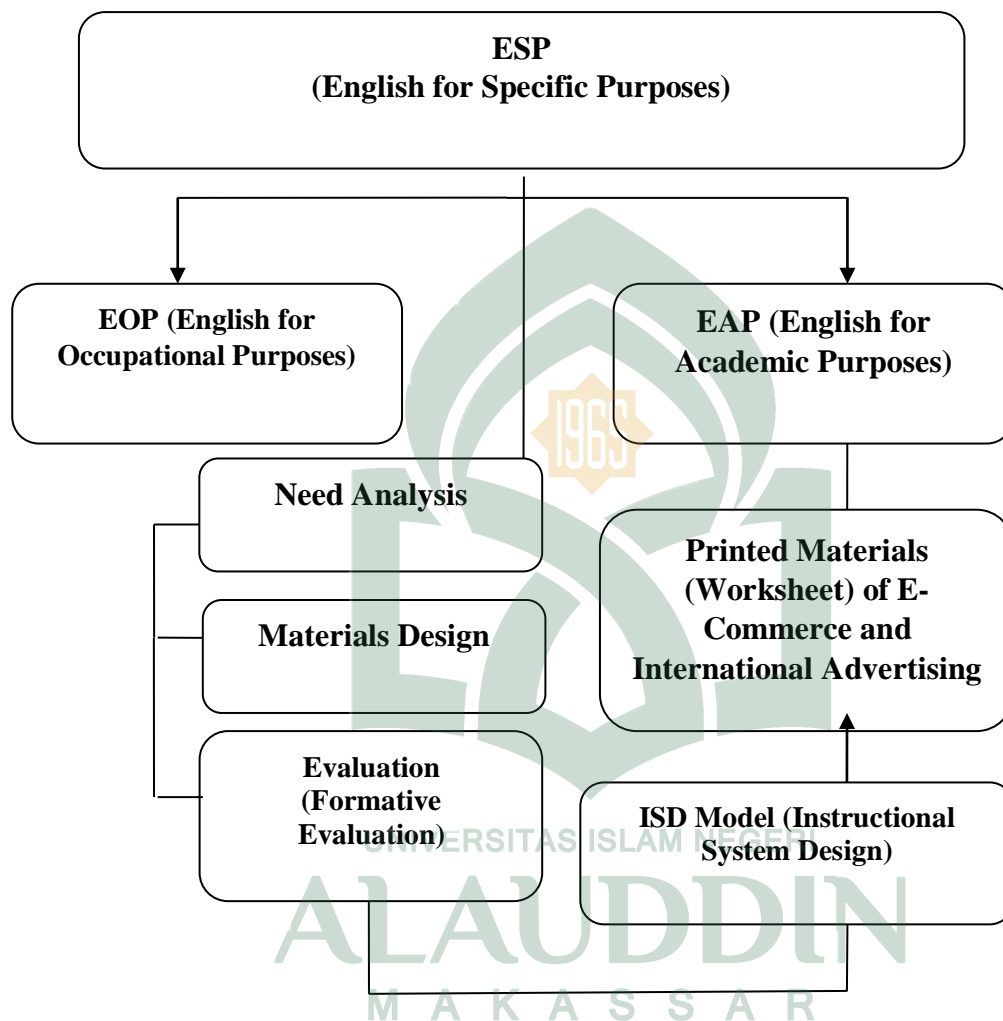


Figure 1. *Theoretical Framework*

In this research the researcher developed English material such as worksheet for students of Management Department in topics E-Commerce and International Advertising. The researcher used English for specific purposes (ESP) and Instructional System Design (ISD) model in this research. ESP was used as an approach to integrated English for the other lesson in the other major

such as in management department. Through ESP, the researcher used three steps. They were need analysis, materials design and formative evaluation. While ISD (Instructional System Design) model was used as an instructional design for design the printed material as worksheet.

First was need analysis. The purpose of need analysis in this research was to find out what the students of Management Department need for the English materials (worksheet) which would develop by the researcher. Second was materials design. The researcher was designed the English materials for students of Management Department by using ESP (English for Specific Purposes) and ISD (Instructional System Design) model. Third was evaluation. The researcher used formative evaluation to know the development materials who designed by the researcher during ongoing of this research. While ISD (Instructional System Design) model was used as an instructional design for design the worksheet. The result from this research was printed material such as worksheet which consists of 14 units.

CHAPTER III

METHOD OF THE RESEARCH

This chapter discussed about research and development method of this study. It included research method, development model, research subject, types of data, research instrument, data collecting procedure, try-out of product, and data analyzing technique.

A. Research and Development Model

Based on the purpose of this study, the researcher used Research and Development design (R&D). There were some models which could be applied by the researchers especially for product oriented model such as The Bergman and Moore Model, The de Hoog, de Jong and de Vries Model, The Bates Model, The Nieveen Model and ISD Model. Based on those models stated previously, the researcher adopted ISD model by Seels and Glasgow. In addition, this model was similar to ADDIE model as the result, this model was very useful having stages clearly defined which makes implementation and instructions effectively.

The ISD model was acronym of Instructional System Design. This model consisted of three phases: needs analysis, instructional design, and implementation and evaluation.

The researcher only used two phases: needs analysis and instructional analysis because the researcher had a limited time and limited budgeting to conducting this research.

include *need assessment* (goals), *performance analysis* (instructional requirements), and *context analysis* (constraints, resources, and learners characteristics).

2. Instructional Design

Second phase was instructional design, indicated by double-ended arrows connecting each of the six steps with a central oval labeled, feed-back and interaction. Completion of phase two occurs after satisfactory results were obtained from formative evaluation.

3. Formative Evaluation

Phase three was implementation and evaluation includes preparing training material, creating support structures, doing a formative evaluation by concluding the questionnaire and try-out, and disseminating information about the project.

C. Research Subject

The subject that researcher used in this research was the third semester students of Management Departments at STIE YPUP Makassar. The researcher used two classes in the university. The first class was as a control class and the second class was as an experimental class. Each class consisted of 50 students: 25 male students and 25 female students.

D. Types of Data

The types of data in this research were qualitative and quantitative data. Qualitative data gathered from the experts' judgment and the quantitative data gathered from the result of questionnaire and from the try-out. The other sources

type of data was quantitative data. Quantitative data gathered from the results of questionnaires which were answered by the students of Management Department of STIE YPUP that consisted of 14 topics in Management lesson as need assessment and also from the result of try-out were used by the researcher to find out the effectiveness of printed materials (worksheet).

The result of the preliminary research and try-out were validated by the experts to know the experts' validation and the students' acceptability about the English language materials and worksheet was developed by the researcher.

E. Research Instruments

In this research, the researcher used two kinds of instruments. They were questionnaire and rubric for expert. In addition, the questionnaire used to identify the learners' needs. The questionnaire was given to students of Management Department to conduct need analysis. The question dealt with students of Management Department need points with the need to construct the English materials for students of Management Department and observation sheet were addressed to the expert such the English lecturer at STIE YPUP and the expert judgment.

F. Data Collecting Procedures

The data collection procedures in this research began from the researcher came into to the class and brought questionnaire consisted of several topics related to Management Department for the research subject or students. The researcher asked the students to answer the questionnaire during 30 minutes. After that, the researcher collected the questionnaire from the student. The results from the

students' questionnaire about the topics were the next topics for the next printed materials (worksheet) which were developed by the researcher in this research. After determine several topics, the researcher developed the printed materials through two phases: need analysis and instructional design.

Furthermore, the researcher conducted a pre-validation and past-validation after the researcher conduct the first try-out toward the expert content namely English lecturer in Management Department and instructional design expert namely educational technology lecturer. The last phase was analyzing the data through formative evaluation to determine the experts' validation and the students' acceptability.

G. Try-Out

1. Try-Out Design

The try out design in this research means that the product which was been try-out to the target subjects in the real learning and teaching situation in order to evaluate the quality of the development materials and exercises. Thus, from this try out, the main benefit which the researcher got was the researcher find out how far the materials fulfill for students' needs. Furthermore, in this phase, the researcher worked together with expert to evaluate the result of field try-out.

2. Try-Out Subject

The subject of this research was the new students of Management Departments at STIE YPUP. In other word, the try out subject in this research was the first semester of students of Management Departments at STIE YPUP Makassar at academic year 2016/2017. The researcher used

two classes in the university. The first class was as a control class and the second class was as an experiment class. Each class consisted of 50 students: 25 male students and 25 female students. The class was dominated with Flores students.

H. Data Analyzing Technique

In this research, the researcher used mix method. It consists of qualitative analysis and quantitative analysis technique to analyze the data. The data obtained from the students were analyzed qualitative. The data from the students became an attachment and notes for the researcher in developing materials in the form of description of the products, comments, notes and suggestions. Next, the quantitative analyzed data obtained from questionnaire students need analysis and experts observation sheets. The result from the data became an attachment and notes for the researcher in developing materials in the form of description of the products, comments, notes and suggestions.

1. Qualitative Analysis

The data analysis technique in this research followed several steps by Miles and Huberman. They are suggests that in analyzing the data qualitatively consists of three procedures. First was data reduction. Second was data display. Third was conclusion drawing/verification.¹⁴

The data analysis technique in qualitative by Miles and Huberman was presented in the following diagram:

¹⁴ Matthew B. Milles and A. Michael Huberman, *Qualitative Data Analysis Second Edition* (London: SAGE Publications, 1994), p.10-12.



Figure 3. Procedures of Data Analysis Technique in Qualitative by Miles and Huberman

a. Data Reduction

In this phase, the researcher referred to obtain the mass of qualitative data which was obtained through content expert and instructional experts' interview. In other word, this phase replaced all irrelevant information based on experts' judgment.

b. Data Display

This phase contained of the conclusions from the mass of data which draw in the form of tables, charts, networks and other graphical format. This was a continual process, rather than just one to be carried out at the end of the data collection.

c. Verification and Conclusion Drawing

In this phase, our analysis should allow us begin to develop conclusion regarding our study. These initial conclusions can be verified, that was their validity examined through reference to our existing field notes or further data collection.

2. Quantitative Analysis

In gathering information from students and experts the researcher used the need analysis questionnaires and observation sheets. Types of questions were linguistic needs and learning needs used for assessing whole needs of the target. The categories of question are:

- a. Introduction (personal information and perceptions on the need of speaking course availability).
- b. Linguistic needs (abilities: students' level of proficiency, priorities: language items that considered the most important to learn).
- c. Learning needs (problems: weakness and difficulties in learning), and attitudes: participants' feeling toward elements of programs.
- d. Experts' observation sheets.

The proficiency score, the importance score, the frequency score and the qualitative score of linguistic needs and learning needs were derived by giving each category scores from one to four as indicated below.

Table 1.Categories Scores

Scores	Proficiency level	Importance level	Frequency level	Qualitative level
1	Poor	Not important	Hardly ever	Bad
2	Fair	Less important	seldom	Sufficed
3	Good	Important	Often	Good
4	Excellent	Very important	Always	Good

The researcher used the formula below as the quantitative data technique:

$$\bar{x} = \frac{\sum fx}{\sum f}$$

Explanation:

\bar{x} = Mean Score

$\sum f$ = Frequency

$\sum fx$ = Number of Respondents

The mean score of the respondents' perceptions and expectation toward students' need of English material were then described by the following scale:

1. Refers to 0 – 1.50
2. Refers to 1.15 – 2.50
3. Refers to 2.51 – 3.50
4. Refers to 3.51 – 4.00

To clarify the data presentation, some data were analyzed by using diagrams to see the distribution of the level of the frequency and the important level of using language skill.

The overall data were then analyzed to recognize the needs inventory of the target group in language learning which is then used as the basis for formulating aims and objectives of learning and designing syllabus of English materials for students of Management Departments.



CHAPTER IV

FINDINGS AND DISCUSSIONS

A. The English Materials Needed by The Students of Management Department

1. Description of the Students

The researcher made a research which had been held at STIE YPUP Makassar in M.K 2.2, Management Department. This class consists of 23 females and 13 male students as respondent. The researcher entered to the class to give a questionnaire for the respondents.

2. Description of the Students Need

a. The Data on the Students Need Obtained Through Questionnaire

The researcher gave a questionnaire to respondent in order to know what the students need in English materials for Management Department. The researcher gives a questionnaire to the respondent which consists of 12 questions, where the results further describes the students need for English materials in their department.

The researcher used the formula below to analyze the data from the questionnaire:

$$\bar{x} = \frac{\sum fx}{\sum f}$$

Explanation: \bar{x} = Mean Score

$\sum f$ = Frequency

$\sum fx$ = Number of Respondents

After analyzing the questionnaire, the researcher can inform the result by the table below:

Table 2. The Result of the First Question

Question	Criteria				Average
	1 (Not Interesting)	2 (Less Interesting)	3 (Interesting)	4 (Very Interesting)	
Are you interesting to learn English in Management Department?	1	2	22	11	3.19
0 – 1.50 = Not Interesting 2.51 – 3.50 = Interesting 1.51 – 2.50 = Less Interesting 3.51 - 4.00 = Very Interesting					

The information about the students' interest to learn English in Management Department was presented in table 2. Table 2, illustrated that the position of the total average score (3.19) refers to the interesting category, it described that most of the students in Management Department were interested in learning English.

The table below shows the result of the second question:

Table 3.The Result of the Second Question

Question	Criteria				Average
	1 (Not Important)	2 (Less Important)	3 (Important)	4 (Very Important)	
In your opinion, is it important to learn English In Management Department?			8	28	3.77
0 – 1.50 = not important 2.51 – 3.50 = important 1.51 – 2.50 = less important 3.51- 4.00 = very important					

Table 3 describes the students' perception about the importance to learn English in Management Department. From the students' perception, it was found that learning English was very important in Management Department with average score 3.77.

The table below showed the result of the third question:

Table 4.The Result of the Third Question

English Learning Purposes	Criteria				Average
	1 (Not Important)	2 (Less Important)	3 (Important)	4 (Very Important)	
The success of present education		1	23	12	3.30
Job (future career)			9	27	3.37
Personal development			10	20	3.72
Visiting other countries		1	11	23	3.52

Examination		1	16	17	3.27
Pursuing advance study			13	22	3.52
Communication with native English speaker		1	14	20	3.44
Communication with Non-Native English speaker		3	19	12	3.08
0 – 1.50 = not important 2.51 – 3.50 = important 1.51 – 2.50 = less important 3.51- 4.00 = very important					

Based on the data presented in table 4, it was found that there were three main purposes of the students of Management Department in learning English; they are personal development (3.72), visiting other countries (3.52), and pursuing advance study (3.52). The purposes categorized as very important according to the level of importance score category.

The fourth question was about the students' need of linguistic. The table below shows the result of the fourth question:

Table 5. The Result of the Fourth Question

English Skill Components	Criteria				Average
	1 (Poor)	2 (Fair)	3 (Good)	4 (Excellent)	
Reading	2	12	20	2	2.61
Speaking	6	22	6	1	2
Listening	2	15	14	3	2.38

Writing	1	12	18	3	2.52
0 – 1.50 = poor 1.51 – 2.50 = fair 2.51 – 3.50 = good 3.51- 4.00 = excellent					

The result in table 5 shows that most of the students thought that, their ability in reading and writing were in the good level which the highest average score are 2.61 and 2.52. Then, their ability in listening and speaking were in the fair level which the lowest average score are 2.38 and 2.

This table below shows the result of the fifth question:

Table 6. The Result of the Fifth Question

English Skill Components	Criteria				Average
	1 (Not Important)	2 (Less Important)	3 (Important)	4 (Very Important)	
Reading			20	16	3.45
Speaking		3	9	23	3.51
Listening	1	1	14	19	3.33
Writing		2	13	19	3.30
0 – 1.50 = not important 1.51 – 2.50 = less important 2.51 – 3.50 = important 3.51- 4.00 = very important					

Table 6 shows that most of the students thought that the fourth English language skills were important but learning Speaking was the most important skill with the score 3.46.

The table below shows the result from the sixth question:

Table 7.The Result of the Sixth Question

Topics	Criteria				Average
	1 (Not Important)	2 (Less Important)	3 (Important)	4 (Very Important)	
Macro-Micro Economic			14	17	3.16
Taxes		1	17	16	3.25
Business Organization		2	12	20	3.33
Bargaining		6	15	12	2.91
Business Letter		2	17	16	3.30
Official Travel			13	21	3.41
E-Commerce		3	19	11	2.97
Advertising		3	18	12	3
Export-Import			9	24	3.41
Banking		1	7	28	3.75
Business Law		1	15	19	3.41
Islamic Economic		8	18	7	2.72
Budgeting Organization			13	22	3.52
Insurance		2	17	15	3.19
0 – 1.50 = not important 2.51 – 3.50 = important 1.51 – 2.50 = less important 3.51- 4.00 = very important					

Table 7 shows that the topics which used as English materials for students of Management Department. The English material topics had average score range from 2.51 to 4.00. The topics could be listed according to the level of importance as follows:

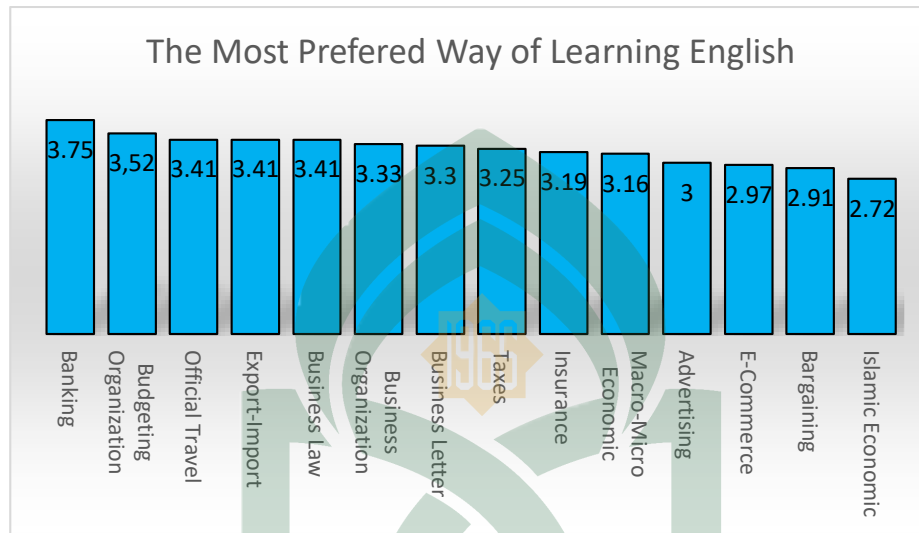


Chart 1. The Most Preferred Way of Learning English

According to the chart all of the topics were important and very important for new English materials and worksheet. The result from the analysis was aimed as a foundation for developing English materials and worksheet for students of Management Department who constructed by the researcher.

The seventh question was about the students' learning need. The table below shows about the result of analysis from the seventh question.

Table 8.1. The Result of the Seventh Question for Speaking skill

English Problems	Criteria				Average
Speaking	1 (Hardly Ever)	2 (Seldom)	3 (Often)	4 (Always)	
Do not know what to say	4	10	18	3	2.47
Afraid if the other people listen when she/he speak (shy)	5	14	12	4	2.36
Too much thought but can not speak	1	10	18	3	2.41
Difficulties in pronunciation	1	6	24	5	2.91
Worry too much to do mistakes	2	4	20	8	2.83
0 – 1.50 = hardly ever 2.51 – 3.50 = often 1.51 – 2.50 = seldom 3.51- 4.00 = always					

The data on table 10 was the result of the problems analysis faced by the students in speaking. All of the learning problems faced by the students in speaking were categorized as “often” because all of the problems were in the average score range from 2.36 to 2.91.

The table below shows the result from the difficulties in listening.

Table 8.2. The Result of the Seventh Question for Listening Skill

English Problems	Criteria				Average
Listening	1 (Hardly Ever)	2 (Seldom)	3 (Often)	4 (Always)	
Difficulty in receive a message from what they listen	1	10	21	3	2.66
Difficulty in understanding a speaker		10	15	10	2.91
Difficulty in distinguish a sound which is similar	3	3	22	7	2.94
The situation and condition which is not right	3	9	17	6	2.66
<div> <div>0 – 1.50 = hardly ever</div> <div>1.51 – 2.50 = seldom</div> <div>2.51 – 3.50 = often</div> <div>3.51 - 4.00 = always</div> </div>					

According to table 8.2 there were four problems faced by the students in Listening. All of the learning problems faced by the students in listening were categorized as “often” with the average score range from 2.66 to 2.4. It means that all of the problems listed above occurred ‘often’ when they learned listening.

Next analysis was from reading skill. The table below shows the result from the difficulties in reading.

Table 8.3. The Result of the Seventh Question for Reading Skill

English Problem	Criteria				Average
	1 (Hardly Ever)	2 (Seldom)	3 (Often)	4 (Always)	
Less the vocabulary	2	2	26	5	2.88
Difficulty in understanding the meaning from the text	2	9	18	7	2.83
The text is too long	2	7	17	9	2.86
0 – 1.50 = hardly ever 2.51 – 3.50 = often 1.51 – 2.50 = seldom 3.51- 4.00 = always					

From the data presented in the table 8.3 there were three problems faced by the students in reading. All of the learning problems faced by the students in reading were often because all of the problems average score range from 2.83 to 2.88 which mean 'often' occurred when the students reading English.

The last analysis was writing skill. The table below shows the result from the difficulties in writing.

Table 8.4.The Result of the Seventh Question for Writing Skill

English Problem	Criteria				Average
	1 (Hardly Ever)	2 (Seldom)	3 (Often)	4 (Always)	
Difficulty to get an idea	1	6	20	8	2.91
Fixated on the using of grammar/structure	1	2	27	6	3.05
Less the vocabulary	2	2	21	9	2.97
0 – 1.50 = hardly ever 2.51 – 3.50 = often 1.51 – 2.50 = seldom 3.51- 4.00 = always					

The data in table 8.4 was the result of the problems analysis faced by the students in writing. All of the learning problems faced by the students in writing occurred with “often” frequency. All of the problems were in the average score ranging from 2.91 to 3.05.

The eighth was about the students’ learning need of methodology. This table below shows the result of the eighth question:

Table 9.The Result of the Eighth Question for Reading Skill

Learning Methodology on Reading Skills	Criteria				Average
	1 Not Important	2 Less Important	3 Important	4 Very Important	
Read faster (skimming or scanning)	1	8	15	12	3.05
Intensive reading	1		18	16	3.30

0 – 1.50 = not important			2.51 – 3.50 = important		
1.51 – 2.50 = less important			3.51 - 4.00 = very important		

Based on the data presented in table 9 there were two techniques that the students of Management Department had to choose they were read faster and intensive reading. Both of the techniques refers to important category with the average scores 3.05 and 3.30.

The table below shows the result of the ninth question.

Table 10. The Result of the Ninth Question for Speaking Skill

Learning Methodology on Speaking Skills	Criteria				Average
	1 Not Important	2 Less Important	3 Important	4 Very Important	
Report Back		3	22	10	3.11
Simulation Of conversation		2	17	17	3.41
Interview			15	20	3.47
0 – 1.50 = not important			2.51 – 3.50 = important		
1.51 – 2.50 = less important			3.51 - 4.00 = very important		

Table 10 shows the result from the students learning methodology on speaking skill. There were three techniques; report back, simulation of conversation, and interview which the average score between 2.51 to 3.50. So, the students' learning need of methodology in speaking skill was in the "important level".

The table below shows the result from the students' learning need of methodology in listening skill.

Table 11. The Result of the Tenth Question for Listening Skill

Learning Methodology on Listening Skills	Criteria				Average
	1 Not Important	2 Less Important	3 Important	4 Very Important	
Listen and write			12	24	3.66
Watching video		6	20	9	3
Fill in the blank based on audio		2	18	15	3.27
Guess picture		5	17	14	3.25
0 – 1.50 = not important 2.51 – 3.50 = important 1.51 – 2.50 = less important 3.51 - 4.00 = very important					

Referring to table 11, there were four techniques that the students have to choose they were listening and writing (3.66), watching video (3), filling in the blank based on audio (3.27), and guessing picture (3.25). The result of the data analysis indicated that the students preferred learning listening through listening and writing. They were the most appropriate way for the students to learn listening of English and it was in the “very important level”.

The table below shows the result from the students learning need of methodology in writing skill.

Table 12. The Result of the Eleventh Question for Writing Skill

Learning Methodology on Writing Skills	Criteria				Average
	1 Not Important	2 Less Important	3 Important	4 Very Important	
Write reports	2	2	15	17	3.30
Developing the main idea	1	3	18	14	3.25
Writing formal and informal letters	1	2	20	12	3.30
Arrange word	1	1	18	15	3.41
0 – 1.50 = not important 2.51 – 3.50 = important 1.51 – 2.50 = less important 3.51 - 4.00 = very important					

According to the data presented in table 12 it was found that all of the learning English methodology on writing were in the “important level” but arrange words achieved the highest average score (3.41).

The last question was about the students learning style. This table below shows the result of the twelfth questions:

Table 13. The Result of the Students Need of Learning Style

Learning Style	Criteria				Average
	1 (Not Important)	2 (Less Important)	3 (Important)	4 (Very Important)	
Games		3	24	8	3.05
Picture		3	8	8	1.83
Movie and Video		6	20	9	3
Talking in Pairs		4	15	17	3.36
Role play		5	25	3	2.66
Self Learning		4	18	14	3.30
Doing Task		3	24	9	3.16
Small Group		4	14	16	1.83
Large Group		1	18	14	3
Speak English with Friends		1	12	22	3.55
0 – 1.50 = not important 2.51 – 3.50 = important 1.51 – 2.50 = less important 3.51 - 4.00 = very important					

From the data above ‘speaking English with friends’ was the most preferred way of learning English chosen by the students. This category achieved the highest average score (3.55) which mean “very important”. The overall data were analyzed to recognize the needs inventory of the target group in language learning.

1) Need inventory

a) Reviewing Needs Inventory from the Linguistic Needs

Identifying linguistic need was carried out by analyzing the students learning ability and learning priorities. The result of the analysis was used for prioritizing the components of integrated skill and selecting appropriate teaching materials which are required to design the English material.

1. Learning Ability

The process of identification was first of all carried out by analyzing the students' learning ability in English material. Learning ability was measured based on the results of analysis of the students' proficiency level in the area of the integrated skill such as speaking, writing, reading, and listening. The result of analysis indicates that the students' proficiency level of all the integrated skill ranges around level "Good and Fair "as indicated in the following average scores achievement.

Table 14. The Result of the Students Learning Ability

No	Skills	Average score	Proficiency Level
1	Reading	2.61	Good
2	Writing	2.52	Good
3	Listening	2.38	Fair
4	Speaking	2	Fair

Even if the students speaking skill average score was felt fair, the lecturers should not give priority to this component due to the students' tendency to have less attention to learn speaking skill in English material. However, speaking may not totally be ignored in the English material. The lecturers should prioritize writing and reading in teaching English material and strengthened out the speaking skill after English material practices in the classroom.

2. Learning Priorities

Determining learning priorities was conducted by analyzing the respondents' perceptions on their leaning problems of the integrated skill such as speaking, reading, writing, and listening. The results of the analysis recognized as follows:

Table 15. The Result of the Students Learning Priorities

No	Skills	Average score	Proficiency Level
1	Speaking	3.47	Important
2	Reading	3.45	Important
3	Listening	3.35	Important
4	Writing	3.30	Important

The findings above illustrate that the material designed need to give four priorities; (1) speaking, (2) reading, (3) listening, and (4) writing.

3. The Need for Learning Integrated Skill

Integrated skills were the items conducting of English materials which have been the priorities to learn with regard to learning the integrated skill, almost all respondent think it was very important to learn English material by enriching the students English comprehension for Management comprehension from topics that related with their vocational with average score between 2.51– 4.00. Fourteen topics were then selected based on the analysis of the respondent perception according to the level of importance as follows:

Table 16. The Result of the Level of Importance of the English Materials

Topics and Worksheet

No	Topics	Average score	Importance level
1	Banking	3.75	Very important
2	Budgeting Organization	3.52	Very important
3	Official Travel	3.41	Important
4	Export-Import	3.41	Important
5	Business Law	3.41	Important
6	Business Organization	3.33	Important
7	Business Letter	3.30	Important
8	Taxes	3.25	Important
9	Insurance	3.19	Important
10	Macro-Micro Economic	3.16	Important
11	Advertising	3	Important
12	E-Commerce	2.97	Important
13	Bargaining	2.91	Important
14	Islamic Economic	2.72	Important

Conclusively, all the topics of English material and worksheet as listed above included since they are considered important or very important for the students to be learnt in English course at the Management Department study program.

Table 17. The Overall Needs Inventory from Linguistic Needs

Linguistic Needs	
1. Fair in speaking	1. Speaking is the first priority
2. Fair in listening	2. Reading is the second priority
3. Good in writing	3. Listening is the third priority
4. Good in reading	4. Writing is the fourth priority
Learning English Language in Management from the Topic	
1. Banking	8. Taxes
2. Budgeting Organization	9. Insurance
3. Official Travel	10. Macro-Micro Economic
4. Export-Import	11. Advertising
5. Business Law	12. E-Commerce
6. Business Organization	13. Bargaining
7. Business Letter	14. Islamic Economic

b) Reviewing Needs Inventory from the Learning Needs

The students learning needs in this study were identified by analyzing the students learning problems and learning attitudes. The

students' learning problems were described based on the analysis of the respondents' perceptions on the obstacles to the students learning success to be able to effectively in English comprehension. While to explain the students' attitude, the researcher analyzed the students' learning preferences and learning styles based on the respondents' perceptions since these two factors were believed able to affect the students' attitudes in learning.

1. The Students' Learning Problems

Based on the analysis of the respondents' perceptions on the students' learning problems, it was founded that the students learning difficulties can apparently stem from many causes. These include:

- a. Problems in Speaking such as do not know what to say, afraid if the other people listen when she/he speak, too much thought but cannot speak, the difficulties in pronunciation, and worry too much to do mistakes.
- b. Problems in Listening such as difficulty in receive a message from what they listen, difficulty in understanding a speaker, difficulty in distinguish a sound which is similar, and the situation and condition which is not right.

- c. Problems in Reading such as less the vocabulary, difficulty in understanding the meaning from the text, and the text is too long.
- d. Problems in Writing such as difficulty to get an idea, fixated on the using of grammar/structure, and less the vocabulary.

2. The Students' Learning Attitudes

It has already been stated that learning attitudes are analyzed to discover what the students like to learn. For the reason, the focus of this discussion deals with identification of the learning preferences and styles in learning English materials in Management Department based on the respondents' perceptions.

3. The Students' Learning Preferences

The students' learning preferences in English course were specially focused on describing the students' preferences in learning speaking, reading, listening and writing. From the analysis results of the respondents, it was found out that the students prefer to learning speaking by techniques report back, simulation, and interview. The students prefer to learn reading by read faster and intensive reading. Then, the students prefer to learning listening by listen and write, watching video, fill in the blank based on audio, and guess picture. The last, the

students prefer to learning writing by write reports, developing the main idea, formal and informal letters, and last making up arrange word or paragraph.

4. The Students' Learning Styles

The results of the data analysis associated with the students' learning styles indicate that the students at the management department study program can mostly be categorized as communicative and concrete students:

- a. Learning English by doing task
- b. Learning English by talking in pairs
- c. Learning English by self learning
- d. Learning English by picture
- e. Learning English by large group
- f. Learning English by small group
- g. Learning English by movies and videos

Detailed information of the students learning need can see in the following table:

Table 18. The Overall Needs Inventory from Learning Needs

Learning Needs	
The Learning Problems	The Learning Attitudes
<p>1. Problems in Speaking</p> <ul style="list-style-type: none"> Do not know what to say Afraid if the other people listen when she/he speaks. Too much thought but cannot speak, the difficulties in pronunciation. Worry too much to do mistakes. <p>2. Problems in Listening</p> <ul style="list-style-type: none"> Difficulty in receive a message from what they listen. Difficulty in understanding a speaker. Difficulty in distinguish a sound which is similar. The situation and condition which is not right. <p>3. Problems in Reading</p>	<p>Learning Preferences</p> <p>Learning Speaking</p> <ul style="list-style-type: none"> Techniques report back. Simulation and interview. <p>Learning Reading</p> <ul style="list-style-type: none"> Read faster. Intensive reading. <p>Learning listening</p> <ul style="list-style-type: none"> Listen and write. Watching video Fill in the blank based on audio Guess picture. <p>Learning writing</p> <ul style="list-style-type: none"> Write reports Developing the main idea. Formal and informal letters. Last making up arrange word or paragraph. <p>Learning Styles</p> <ol style="list-style-type: none"> 1. Learning English by doing task 2. Learning English by talking in

<ul style="list-style-type: none"> Less the vocabulary. Difficulty in understanding the meaning from the text. The text is too long. 	<ul style="list-style-type: none"> pairs 3. Learning English by self learning 4. Learning English by picture 5. Learning English by large group 6. Learning English by small group 7. Learning English by movies and videos
4. Problems in Writing	
<ul style="list-style-type: none"> Difficulty to get an idea. Fixated on the using of grammar/structure. Less the vocabulary. 	

b. The Data Obtained Through Interview Guide

There are five components of the questions used as interview guide: (1).

Are you interesting to learn English in Management Department? : a. not interested, b. less interested, c. interested, d. very interested, (2). In your opinion how important learning English in Management Department? : a. not important, b. less important, c. important, d. very important, (3). In your opinion, what is your goal to learning English: a. For the success of my education, b. To get a job, c. To visit other countries, d. For continuing study, (4). How important your Reading, Speaking, Listening, and Writing skills to improve your English ability in Management Department?. (5). Do you think the vocabulary should be given in each topics?.

The interesting in learning English is very important because it could increase the students' motivation when they learnt. An example

of why learning English is interested because it is challenging to be learnt. This reason is supported by some followed statements:

As followed from Mutiarasani statement:

I choose very interested because in my opinion, first I like to learn English although I have not mastered it. Second, because English is related to my major; Management.¹⁵

The second came from Cici by supporting Mutiarasani statement:

I am interested because at the end of my study I will enter the business world so I must master English in order to go abroad so that I could interact with new people.¹⁶

Additional statement which interested in learning English is very important because it is very important to learn English. As followed from Riska's statement:

I believe with learning English, it will help me a lot for my future job.¹⁷

The importance level of learning English is variated. In management department for example, most of the student see English is very important because it could help the students whether to increase their knowledge or implement it for their future job. All of these reasons were proved in followed statement:

As followed in Mutiarasani statement:

^{1.} (Mutiarasani, 2nd semester of student of Management Department of STIE YPUP Makassar, interviewed on June 15th, 2017)

^{2.} (Cici, 2nd semester of student of Management Department of STIE YPUP Makassar, interviewed on June 15th, 2017)

^{3.} (Riska, 2nd semester of student of Management Department of STIE YPUP Makassar, interviewed on June 15th, 2017)

It is very important to learn English because there will be some materials or objects that contained English in Management Department whether in learning program or job environment.¹⁸

Supporting Mutiarasani statement, Cici stated that:

Learning English is very important because we need to learn and understand it for operate some programs that using English which related for my future job.¹⁹

The last statement came from Riska, she stated that:

We should master English if we want to work in Management major, especially in marketing Management.²⁰

To be much concerned why learning English is important, it will guide to several aims for future planning. English could be used as the media to communicate or it could be a reason to get a job easily. These aims are proved by followed statements:

Mutiarasani wants to learn English so that she can get a job someday, as proved in her statement:

By mastering English, it would be easier to get a job.²¹

Addition for Mutiarasani statement, Cici thought that mastering English could also help her to achieve her dream which she want to go abroad. As stated in her statement:

Get success in education is good for now, we can get some achievement. If I and my friends keep improving to master English,

4. (Mutiarasani, 2nd semester of student of Management Department of STIE YPUP Makassar, interviewed on June 15th, 2017)

5. (Cici, 2nd semester of student of Management Department of STIE YPUP Makassar, interviewed on June 15th, 2017)

6. (Riska, 2nd semester of student of Management Department of STIE YPUP Makassar, interviewed on June 15th, 2017)

7. (Mutiarasani, 2nd semester of student of Management Department of STIE YPUP Makassar, interviewed on June 15th, 2017)

it will be easier to get a job someday, moreover in accounting. We also can continue our magister in abroad, because I myself dreamed to visit many countries, do business with many people and get success.²²

Different with Mutiarasani and Cici statement, Riska gave more focuses on her Speaking improvement. As stated in her statement:

If I mastered English, someday I could speak with tourist as well as I could also promote my products on the field.²³

The four skills that integrated with English language competence are very important to be learnt. Students sometimes found difficulties in vocabulary or speaking. Although students found some obstacles when they learnt it, but they still have one favorite skill as motivation to keep learning English. This is proved by followed statements:

I think it is very important because if you cannot read English correctly, you will get problems in the meaning. Moreover, if you don't master English you will difficult when speak with native speaker. So, all skills are very important, it's all related each other.²⁴

In my opinion, it is very important to master all the skills. I love learning English since childhood, even if I have not mastered it well but I try to master it until the completion of my study so that I can be success in the future. The importance of Reading skill, if we read some paragraph in English, the way it was written is different when we read it. When we can read it correctly it will be good, but when we do not know how to read it correctly people will be laughed because the missed-meaning. Speaking skill is also important because some word in Indonesia is different with English, for example the "R" word. That's why learning Speaking skill is important in order to speak like a native speaker. Listening skill is important to be learn too, because we can found some

8. (Cici, 2nd semester of student of Management Department of STIE YPUP Makassar, interviewed on June 15th, 2017)

9. (Riska, 2nd semester of student of Management Department of STIE YPUP Makassar, interviewed on June 15th, 2017)

10. (Mutiarasani, 2nd semester of student of Management Department of STIE YPUP Makassar, interviewed on June 15th, 2017)

obstacles in what we hear with what we write because of less ability, so I think all skills are very important.²⁵

The four skills in English are very important. The skill that I like most is Reading, because I love to read even I have not master English yet.²⁶

The obstacle that students got in learning English was lack of vocabularies. That is why with adding vocabularies will help the students to learn English well. This reason approved in followed statement:

I think vocabularies should be served in each topic. It will be better if we required memorizing the vocabulary that related with the lesson to increase the vocabulary.²⁷

That is good if there is vocabulary in each topic, it will help us to understand the lesson.²⁸

With the help of the vocabularies, it would help us to add more vocabularies comprehension that related with our vocational; Management.²⁹

a. The Result of English Materials Development

1. Conceptual Map

The implementation of the overall procedures of English language competence is conducted by an idea of formulating a conceptual framework for English language competence based on syllabus. The

^{11.} (Cici, 2nd semester of student of Management Department of STIE YPUP Makassar, interviewed on June 15th, 2017)

^{12.} (Riska, 2nd semester of student of Management Department of STIE YPUP Makassar, interviewed on June 15th, 2017)

^{13.} (Mutiarasani, 2nd semester of student of Management Department of STIE YPUP Makassar, interviewed on June 15th, 2017)

^{14.} (Cici, 2nd semester of student of Management Department of STIE YPUP Makassar, interviewed on June 15th, 2017)

^{15.} (Riska, 2nd semester of student of Management Department of STIE YPUP Makassar, interviewed on June 15th, 2017)

conceptual framework illustrates the key elements which underline the syllabus content.

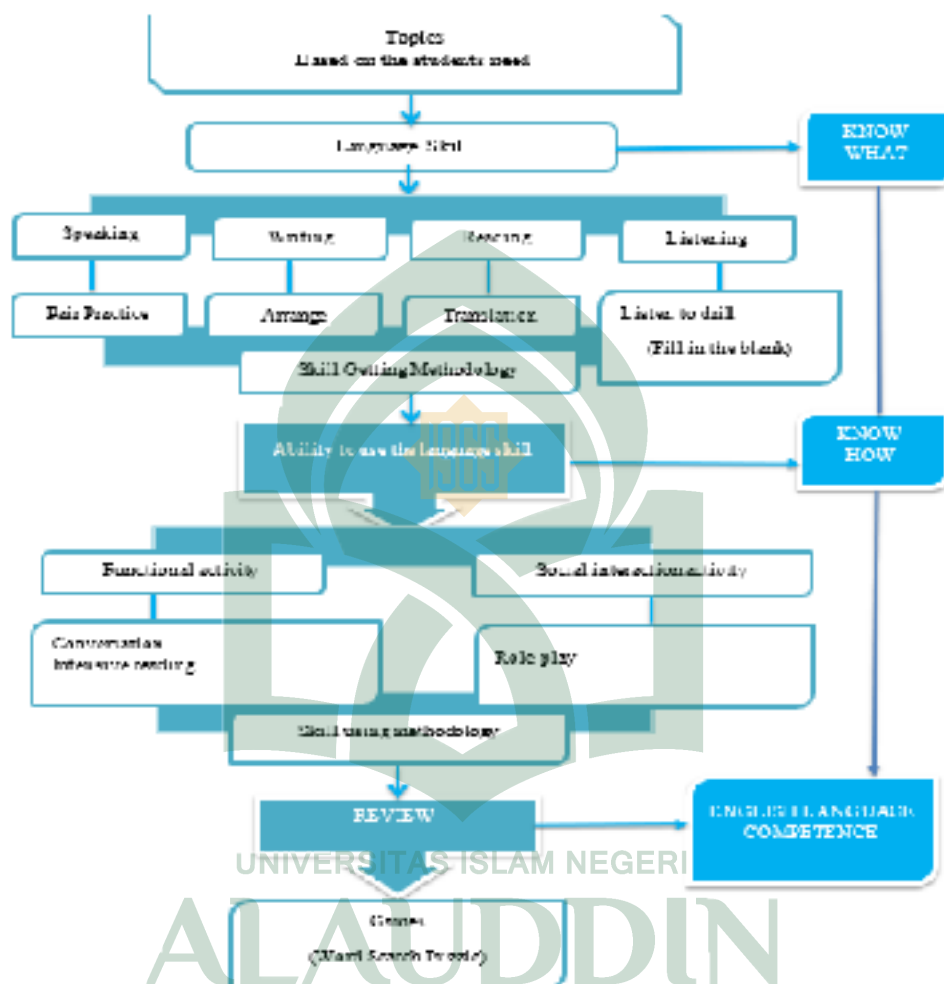


Figure 4. *A Framework for English Language Competence based Syllabus*

In order to create learning opportunities based on students need, the syllabus must be contains of three main pedagogical procedures i.e:

a. Providing Language Skill

In this procedure, the researchers prepared the learners with English integrated skill namely; speaking, reading, listening, and writing which composed English language ability for later

English material and worksheet. Afterwards, a set of activities to make the students able to know and to practice the knowledge (skill getting methodology) must be given such as preparing a topic to be read and then answered associated with the management department, arranging the words to complete sentences for writing drill, providing a dialogue script to practice their speaking within specific language grammar rules in pair, and getting the student watch or listening to the audio for listening comprehensiveness skill. These activities may be viewed as skill getting methodology.

b. Giving Opportunity to Use the Integrated Skill

In this phase, the researcher tried to connecting between the students' needs and their potential functional and social interactional activity. Therefore the functional activity and interactional activity must be given. Functional activity aimed at equipping students with the ability to function the integrated skill in conversation, intensive reading, arrange word, and fill in the blank.

On the other hand, the social interaction activity is intended to give the students stimulus for implementing the integrated skill with several methods such as role play and discussion in which the students must interact each other using a certain situation

provided by the researchers. These activities functions as skill using methodology.

c. Reviewing Learning Outcomes

This procedure is aimed at reviewing the students' achievement in English language competence by giving tem an interactive for each unit e.g. "word search puzzle". Through this game, the students will have opportunities to express their knowledge of language in a particular topic, ability to know specific vocabulary for management department.

Conclusively, the organizational structures of the syllabus framework have been used to develop English materials and worksheets. The English materials and worksheets are planned by units in which unit represent topics and consist of three pedagogical procedures. This procedure identified as skill setting, skill using and review.

2. Stating Goals

This lesson prepared for the students to be able to mastering the four skills effectively and confidently in apply the English language. This lesson can increase the students' ability in Speaking, Reading, Listening and Writing. After learning this lesson, the students expected to be able:

- a. Practice the conversation effectively with their friend.

- b. Understand the passage and answer the question related with the passage.
- c. Fill in the blank test based on the recording audio.
- d. Arrange the provided words into the correct sentence.

3. Material Sequence

In the topics that the researcher develops, the material sequence consists of four skills. They are speaking, reading, listening, and writing. As a learning method, the researcher used one kind of a learning method in each skill. In speaking material, the researcher use conversation between two speakers, aimed to develop the students speaking ability by practicing the conversation effectively with their friends. In reading material, the researcher use passage which is consists of vocabulary and comprehension to increase the students reading ability by understanding the passage and answer the question related with the passage.

While in the listening skill the researcher use fill in the blank style to increase the students listening ability by filling in the blank test based on the recording audio. In writing material, the researcher use arrange word to increase the students' writing ability by arranging the provided words into the correct sentence.

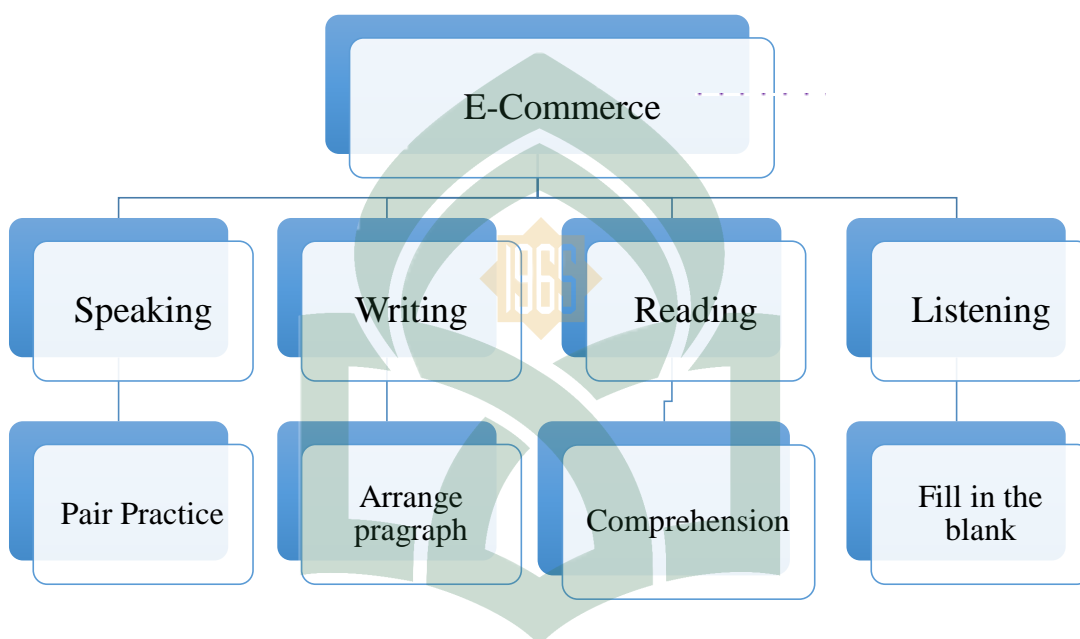
The learning method which is used by the researcher aimed to enhance the students' skills in English (speaking, reading, listening and writing).

4. English Materials and Worksheets

This part consists of two product design which was designed by the researcher. First is E-Commerce. Second is International Advertising.

E-COMMERCE

Mind Mapping



The Lesson Achievement

This lesson prepared for the students to be able to mastering the four skills effectively and confidently in apply the English language. This lesson can increase the students' ability in Speaking, Reading, Listening and Writing. After learning this lesson, the students expected to be able:

1. Practice the conversation effectively with their friend.
2. Understand the passage and answer the question related with the passage.
3. Fill in the blank test based on the recording audio.
4. Arrange the provided words into the correct sentenc

Unit 12

E-Commerce

SPEAKING

A. Directions: Describe the pictures below. By utilizing [Helpful Vocabulary] in the box if you need help.



- Product catalogue **prod·uct cat·a·log** - 'prɒdʌkt 'kætlɒg, -, ʌg - *noun* – produk catalog
- Advertisement banner **ad·ver·tise·ment ban·ner** ,ædvə'taɪzmənt bænə - *noun* - spanduk periklanan
- Internet **In·ter·net** 'ɪnʒə,net - *noun* – Internet
- Bargain hunter **bar·gain hunt·er** - 'bɑːɡən 'hʌnʒə - *noun* – orang yang berburu barang dengan harga murah
- Compare **com·pare** - kəm'per - *verb* - membandingkan
- Available **a·vail·a·ble** - ə'veɪləbəl - *adjective* - Tersedia
- Website browser **web·site brows·er** - 'websaɪt 'braʊzə - *noun* – situs pencarian

B. Answering the questions below by discussion with your couple

1. Who can you see in the picture?
2. What is he doing? Describe the activity.
3. What tool is he using?
4. What is he hunting in web browser?
5. How can he seek his commodity?
6. what will he purchase?
7. where is he?

READING

A. Read and arrange the paragraphs below by utilizing the available pictures.



{ 1 }



{ 2 }



{ 3 }



{ 4 }

{....} The checkout system allows the customers to select products by clicking an “ add items to cart “ button and then enables them to pay for these products.

{....} The product catalogue is made up of all the information needed to present any product to the customer and to complete a sales transaction online. Information to be includes the price, identification number, image or other multimedia information, product options or choices.

{....} There are three payment processing options: 1) Third party payment processing are services offer an alternative to obtaining an internet merchant account. The advantage of this alternative is that it is possible to start selling online more quickly and easily. There are registration, transaction and monthly

fees attached. There may also be a longer holdback period before the balance of a sale is turned over to the merchant., 2) Internet merchant account is an account issued by a financial institution that enables a business to accept credit card payments online. Businesses must obtain a separate internet merchant account for each type of credit card they wish to accept (e.g. VISA, Mastercard, American express), 3) Manual credit card processing is a process that we can set up an e-commerce website where users can order online, but we process credit cards manually rather than rely on online payment processing options. With this option, credit card information can be obtained through a secure server and the transaction can be processed manually.

{....} A Shopping list (i.e. list of selected products) allows user to track the items they want to purchase. A shopping cart image is generally used to show what items the shopper has selected for purchase. In order for the shopping cart to function properly the user's computer must be set to allow "cookies".

B. Vocabulary

Read the following words below to know the meaning of the vocabulary in the text!

- Allow- al·low-ə'laʊ-verb-
membolehkan
- Product- prod·uct- 'prɒdʌkt-noun-
hasil
- Enable- en·a·ble-ɪ'neɪbəl-verb-
memungkinkan
- Customer- cus·tom·er- 'kʌstəmər-
noun-pelanggan
- Complete- com·plete-kəm'plɪt-
adjective-lengkap

- Payment- pay·ment-'peɪmənt-noun-
pembayaran
- Merchant- mer·chant- 'mɜːtʃənt-noun-
pedagang
- Balance- bal·ance-'bæləns-noun-
keseimbangan
- Sale- sale-seɪl-noun-penjualan
- Accept- ac·cept-ək'sept-verb-menerima
- Rely- re·ly-ri'laɪ-verb-mempertanyakan

LISTENING

Listen to the recording carefully and fill in the blank of the text below based on the recording!

I think the Internet is the greatest _____. Think how it has changed the world. So much information is out there. _____ changed my life. I can chat with friends, download music, buy books and _____ I need for my homework. It took days or _____ any of these things before the Internet. I spend hours every day online. I think I _____ too long. I'm sure _____ computer screen all day isn't good for my eyes. I think it's also _____. I need to exercise a little more. The only thing I don't like about the Internet _____ be dangerous. I don't really _____ personal information online, especially on _____ sites like Facebook.

WRITING

Re-arranging the paragraph below by completing the verb agreement each paragraph.

There... (*is/are*) three payment processing options:

...) Internet merchant account (*are/is/be*)... an account issued by a financial institution that enables a business to accept credit card payments online. Businesses must obtain a separate internet merchant account for each type of credit card they wish to accept (e.g. VISA, Mastercard, American express),

...) Third party payment processing are services offer an alternative to obtaining an internet merchant account. The advantage of this alternative... (*are/is*) that it (*is/are*)... possible to start selling online more quickly and easily. There... (*is/are*) registration, transaction and monthly fees attached. There may also be a longer holdback period before the balance of a sale... (*is/be/are*) turned over to the merchant., Internet merchant account (*are/is/be*)... an account issued by a financial institution that enables a business to accept credit card payments

online. Businesses must obtain a separate internet merchant account for each type of credit card they wish to accept (e.g. VISA, Mastercard, American express).,

...) Manual credit card processing ...*(be/is/are)* a process that we can set up an e-commerce website where users can order online, but we process credit cards manually rather than rely on online payment processing options. With this option, credit card information can be obtained through a secure server and the transaction can be processed manually.



Review

Word Search Puzzle

Find out 23 words below in the box. Words are placed horizontally, vertically and diagonally, both forwards and back-to-front. There are also lots of overlaps between words so you will need a keen eye to spot all the words and solve the puzzles!

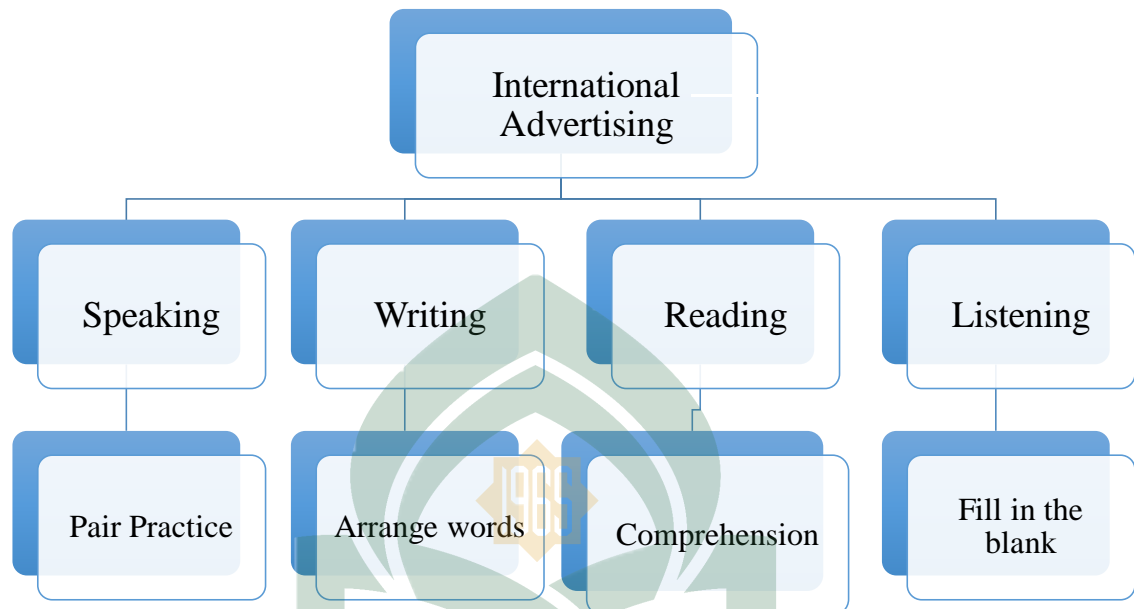
E-Commerce

F	M	P	G	N	I	S	W	O	R	B	Y	S	U	C
B	G	G	S	F	A	K	G	O	O	G	L	E	O	O
C	Q	E	R	A	M	E	S	F	N	P	E	N	P	M
O	F	L	E	H	A	Y	H	O	B	W	V	I	T	P
M	A	B	S	G	R	W	O	C	L	E	I	G	I	E
P	C	A	I	N	K	O	P	U	R	N	S	N	M	T
E	E	T	T	I	E	R	P	S	P	R	I	E	I	I
T	B	I	R	D	T	D	I	D	L	R	B	H	Z	T
I	O	F	E	N	I	O	N	A	A	E	I	C	A	I
T	O	O	V	A	N	C	G	R	C	M	L	R	T	O
I	K	R	D	R	G	R	C	E	E	O	I	A	I	N
V	U	P	A	B	H	C	A	N	M	T	T	E	O	A

E	G	T	O	O	L	S	R	N	E	S	Y	S	N	B
N	E	T	W	O	R	K	T	A	N	U	G	O	L	B
C	I	F	F	A	R	T	S	B	T	C	X	Q	A	U
ADVERTISERS					KEYWORD					CUSTOMER				
BANNERADS					MARKETING					FACEBOOK				
BLOG					NETWORK					FOCUS				
BRANDING					OPTIMIZATION					GOOGLE				
BROWSING					PLACEMENT					TOOLS				
COMPETITION					PROFITABLE					TRAFFIC				
COMPETITIVE					SEARCHENGINES					VISIBILITY				
CONVERSIONRAT										SHOPPINGCARTS				

INTERNATIONAL ADVERTISING

Mind Mapping



The Lesson Achievement

This lesson prepared for the students to be able to mastering the four skills effectively and confidently in apply the English language. This lesson can increase the students' ability in Speaking, Reading, Listening and Writing. After learning this lesson, the students expected to be able:

5. Practice the conversation effectively with their friend.
6. Understand the passage and answer the question related with the passage.
7. Fill in the blank test based on the recording audio.
8. Arrange the provided words into the correct sentence.

Unit 11

Advertising

SPEAKING

Directions: Answer the questions below, then compare your answer with your friend's and discuss them.

1. What do you have in mind when you hear or read the word advertisement?
State words or ideas you have in your mind.
2. What media are used for advertisement? State words or ideas you have in your mind.
3. Define the following ways of advertisement? State words or ideas you have in your mind.

A poster on a billboard (hoarding)

Classified advertisement in newspaper

A cinema advertisement

Radio commercial

A TV commercial

Sponsorship

Sandwich-board man

READING

A. Read the following passage

ADVERTISING

The progress of advertising during the twentieth century has been so remarkable as quite to overshadow its earlier development. In fact, its rapid progress has caused many people to accuse this branch of marketing of being new and experimental, and to overlook the part it played in the earlier growth of business. The truth is that advertising has been associated with the selling of goods for more than two centuries.

Advertisement is a public promotion of something as a product, service, business, or event in order to attract or increase interest in it. The purpose of advertising is to inform consumers about the existence and benefits of products and services, and

attempts to persuade them to buy them. Word-of-mouth advertising is probably the best form of advertising. It occurs when people tell their friends about the benefits of products or services that they have purchased.

In the minds of public, the articles bought had usually been associated with the merchant who sold them, and not with the manufacturer who made them. This condition changed, for the necessity of enormous investments in manufacture brought with it the necessity of more definite touch with the consumer, which could be secured most economically through the use of advertising. Some means of identification of the manufacturer's goods by the consumer also became necessary, and consequently the trade mark. The appearance of the package, etc., were affected to an unusual degree.

The enormous development of manufacturing units was the primary cause of the recent impetus given to advertising in modern diversified lines of industry. This future obligation demanded a more definite control of business than the sale to a distributor or the marketing of an unidentified product would



give. As a consequence, an appeal to the consumer, giving individuality and identity to the particular product, became a necessary part of the sales proceedings.

B. Vocabulary

Read the following words below to know the meaning of the vocabulary in the text!

- Remarkable- **re**•**mark**•**a**•**ble**-
rɪ'mɑrkəbəl-**adjective**-luarbiasa
- Accuse- **ac**•**cuse**-ə'kyuz-**verb**-menuduh
- Branch- **branch**-bræntʃ-**noun**-cabang
- Overlook- **o**•**ver**•**look**-ˌoʊvə'lok-**verb**-
melupakan
- Growth- **growth**-groʊθ-**noun**-
pertumbuhan
- Public- **pub**•**lic**-ˈpʌblɪk-**adjective**-**umum**
- Choice- **choice**-tʃɔɪs-**noun**-**pilihan**

- Increase- **in**•**crease**-ɪn'kris-**verb**-
meningkatkan
- Existence- **ex**•**ist**•**ence**-ɪg'zɪstəns-**noun**-
adanya
- Benefit- **ben**•**e**•**fit**-ˈbenəfɪt-**noun**-**manfaat**
- Manufacturer- **man**•**u**•**fac**•**tur**•**er**-
ˌmænyə'fæktʃərə-**noun**-pengusahapabrik
- Definite- **def**•**i**•**nite**-ˈdefɪnɪt-**adjective**-**pasti**
- Advertising- **ad**•**ver**•**tis**•**ing**-ˈædvə'taɪzɪŋ-
noun-**periklanan**

C. Comprehension

1. What is the rapid progress toward the growth business in twentieth century?
2. What does advertising inform?
3. What is the best form of advertising?
4. What is the condition effect by using advertising in twentieth century?
5. What causes the recent impetus given to advertising in modern diversified lines of industry .

LISTENING

Listen to the recording carefully and fill in the blank of the text below based on the recording!

What is advertising? Is it _____ truth or is it making things look better than they really are? _____ lying? Companies pay a lot of money for adverts. Some of the ads you see _____ magazines look like art. The commercials on TV look like mini movies. Do they really change our _____ ? Do adverts make you buy things? I think some advertising is a form of lying. Is BMW really “The _____ driving _____ ” like they say in their ads? British Airways used to say they were “The world’s _____ airline,” but had to stop saying it because it wasn’t true. Personally, I get _____ watching ads on television. They always _____ a good programme. I like ads in magazines. They’re usually _____ interesting.

WRITING

Make the question by re-arranging the random word below based on verb agreement.

Example : Today – you – **(does/do)** – what – advertise ?

What do you advertise today ?

1. Advertisement – Indonesia – what – **(are/is)** – the – popular – in - ?

Answer:

2. Your – **(do/does)** – advertise – ever – product – you - ?

Answer:

3. Of – use – **(did/are/is)** – what – kind – you – advertisement - ?

Answer:

4. Indonesia – much – advertisement – efficient – in – how – **(is/be/are)** - ?

Answer:



Review

Word Search Puzzle

Find out 20 words below in the box. Words are placed horizontally, vertically and diagonally, both forwards and back-to-front. There are also lots of overlaps between words so you will need a keen eye to spot all the words and solve the puzzles!

Advertising and Marketing Vocabulary

S	P	I	E	I	P	R	I	C	I	N	G	W	A
P	R	E	S	S	A	P	R	I	N	T	R	E	M
C	O	S	F	E	A	T	U	R	E	S	S	B	A
O	M	K	O	O	B	E	C	A	F	N	D	S	S
M	O	B	N	T	R	I	L	E	B	I	O	I	S
M	T	R	I	E	I	P	D	R	B	N	S	T	M
E	I	O	F	E	G	A	K	C	A	P	P	E	A
R	O	C	I	C	O	M	M	U	N	I	T	Y	I
C	N	H	L	S	G	R	M	C	N	S	K	A	L
I	A	U	I	N	T	E	R	N	E	T	E	G	I
A	L	R	T	O	P	S	V	T	R	S	G	O	N
L	E	E	B	I	L	L	B	D	A	R	D	A	G
T	I	B	A	D	G	E	R	E	T	T	I	W	T
T	O	F	I	N	A	L	A	R	T	W	O	R	K

BANNER
PRINT
BROCHURE
FACEBOOK
MASS MAILING
PROMOTIONAL
BADGE
FINAL ARTWORK
TV SPOT
COMMUNITY
PRICING
FEATURES
BILLBOARD
COMMERCIAL
INTERNET
WEBSITE
PACKAGE
TWITTER
PRESS
SEO

Play this puzzle online at : <http://thewordsearch.com/puzzle/85267/>

5. Additional Task

In additional task, the researchers provided word search puzzle as a review for the students' comprehension. Word search puzzle is a word game that consists of the letters of words placed horizontally, vertically and diagonally, both forward, back to front and also lots of overlaps between words. The words in word puzzle consists of noun, adjective, verb, noun phrase and acronym, so the students will need a keen eye to spot the words and solve the puzzle.

B. The Result of Validation and Students Acceptability Towards the Teaching Materials' Contents

1. Expert Validation

Before the researcher implementing the developed teaching materials in the classroom, it is essential that the teaching materials be reviewed by the experts. The review was carried out to make sure that the teaching materials have been well developed and ready to use according to the experts' statement, and the experts' statement from:

a. General Content Expert Validation

Table 19.The result of the English materials and worksheets review

Content	Average Score	Description	Follow up
1. Content			
1.1. The materials cover a variety of topics and situation.	4.0	Very good	No revision needed
1.2. They are arranged in a	4.0	Very good	No revision needed

logical sequence on the basis of topic or theme.\	4.0	Very good	No revision needed
1.3. The themes and topics are relevant to syllabus aims.	4.0	Very good	No revision needed
	4.0	Very good	No revision needed
1.4. The materials are organized attractively.	4.0	Very good	No revision needed
1.5. The materials are organized in logically ordered tasks.			
1.6. The materials give students to understand English with integrated skill, Speaking, Writing, Reading and Listening.			
2. Systematic Content of English			
2.1. The integrated skills are appropriate to the student level and needs.	4.0	Very good	No revision needed
	4.0	Very good	No revision needed
2.2. There is an attempt to bring in vocabulary relevant to the students need.	4.0	Very good	No revision needed
2.3. There are four skills (Speaking, Writing, Reading and Listening) in each topic	4.0	Very Good	No revision needed
	4.0	Very Good	No revision needed
3. Activities/ Exercises/ Tasks	4.0	Very Good	No revision needed
3.1. The activities,			

exercises and tasks are interesting.	4.0	Very Good	No revision needed
3.2. The activities, exercises and task are aimed at developing student comprehension.	4.0	Very Good	No revision needed
3.3. They provide for a real world use of language in daily lives.	4.0	Very Good	No revision needed
3.4. The situations of the activities, exercises and tasks in each skill are appropriate to the learner's level and need.	4.0	Very Good	No revision needed
3.5. The activities, exercises and tasks provide for varying learning arrangement like pairs and working individually.	4.0	Very Good	No revision needed
3.6. The activities, exercises and tasks focus on student's comprehension for each skill.	4.0	Very Good	No revision needed
3.7. Do the activities, exercises and tasks allow for an integrated of language skills.			
3.8. The activities, exercises and tasks allow for the teacher's initiative to modify the activities.			
3.9. The instruction for the activities, exercises			

and tasks are simple and clear.			
4. Supplementary Materials			
4.1. There are disks for listening comprehension available.	4.0	Very Good	No revision needed
4.2. There are some games available in review.	4.0	Very Good	No revision needed
4.3. There are some other supplementary materials like sources of authentic materials available.	4.0	Very Good	No revision needed
5. Illustration			
5.1. The materials have illustrations.	4.0	Very Good	No revision needed
5.2. The materials are attractive and motivating.	4.0	Very Good	No revision needed
Total Average Score	4.0	Very Good	No revision needed

The results of the evaluation were quoted from the observation sheets that have been given to the experts. The observation sheet consisted at several items such as the systematic content of the materials, activities/tasks/exercise,

supplementary materials, and illustrations are already checked with a good mark. After all the items marked and resulted good, the learning materials then claimed valid as reflected to the experts suggestions: The teaching materials have been very well designed due to the followed reasons: The objectives and goals were stated, it has development framework, and it systematically present the idea of integrated skills on the basic of communicative approach.

b. English Language Expert Validation

Table 20. The result of the English Materials and Worksheets Review

Content	Average Score	Description	Follow up
1. Content			
1.1. The materials cover a variety of topics and situation.	4.0	Very good	No revision needed
1.2. They are arranged in a logical sequence on the basis of topic or theme.\	4.0	Very good	No revision needed
1.3. The themes and topics are relevant to syllabus aims.	4.0	Very good	No revision needed
1.4. The materials are organized attractively.	4.0	Very good	No revision needed
1.5. The materials are organized in logically ordered tasks.			No revision needed
1.6. The materials give students to understand English with integrated skill,			

Speaking, Writing, Reading and Listening.			
2. Systematic Content of English			
2.1. The integrated skills are appropriate to the student level and needs.	4.0	Very good	No revision needed
	4.0	Very good	No revision needed
2.2. There is an attempt to bring in vocabulary relevant to the students need.	4.0	Very good	No revision needed
2.3. There are four skills (Speaking, Writing, Reading and Listening) in each topic.			
3. Activities/ Exercises/ Tasks	3.5	Very good	No revision needed
3.1. The activities, exercises and tasks are interesting.	4.0	Very good	No revision needed
3.2. The activities, exercises and task are aimed at developing student comprehension.	4.0	Very good	No revision needed
	4.0	Very good	
3.3. They provide for a real world use of language in daily lives.			No revision needed
3.4. The situations of the activities, exercises and tasks in each skill are appropriate to the learner's level and need.	4.0	Very good	No revision needed
	4.0	Very good	
3.5. The activities,			No revision needed

exercises and tasks provide for varying learning arrangement like pairs and working individually.	4.0	Very good	No revision needed
	4.0	Very good	
3.6. The activities, exercises and tasks focus on student's comprehension for each skill.	4.0	Very good	No revision needed
3.7. Do the activities, exercises and tasks allow for an integrated of language skills.			No revision needed
3.8. The activities, exercises and tasks allow for the teacher's initiative to modify the activities.			
3.9. The instruction for the activities, exercises and tasks are simple and clear.			
4. Supplementary Materials			
4.1. There are disks for listening comprehension available.	4.0	Very Good	No revision needed
	4.0	Very Good	No revision needed
4.2. There are some games available in review.	4.0	Very Good	No revision needed
4.3. There are some other supplementary materials like sources of authentic materials available.			
5. Illustration			
5.1. The materials have	4.0	Very Good	No revision

illustrations. 5.2. The materials are attractive and motivating.	4.0	Very Good	needed No revision needed
Total Average Score	3.97	Very Good	No revision needed

The results of the validation were from the observation sheet consists at several items such as the systematic content of the materials, activities/tasks/exercise, supplementary materials, and illustrations are already checked with a good mark. After all the items marked similarly from the other experts and resulted very good, the learning materials then claimed valid as reflected to the experts suggestions: The English language expert interested to implement the teaching materials in her classroom, and also her got inspiration how to make a proper teaching material in the future.

UNIVERSITAS ISLAM NEGERI

2. Students Acceptability Towards the Teaching Materials' Contents

Table 21. The Result of the English Materials and Worksheets Review


Declaration	Description				Average
	1	2	3	4	
1. Content					
1.1. The material cover a variety of topics and situation appropriate to the learners' level and needs.			26	2	3.07
		2	23	3	3.03
1.2. The themes and topics are relevant to the			21	7	2.25

learners needs.			16	12	3.42
1.3. The materials are organized attractively.					
1.4. The materials give students to understand English with integrated skill, Speaking, Writing, Reading and Listening.					
2. Systematic Content of English					
2.1. The integrated skills are appropriate to the student level and needs.		4	20	4	3
2.2. There is an attempt to bring in vocabulary relevant to the students need.		2	23	3	3.03
		2	19	7	3.17
2.3. There are four skills (Speaking, Writing, Reading and Listening) in each topic.					
3. Activities/Tasks					
3.1. The activities and tasks are interesting.	1	1	21	5	3.07
	1	5	13	9	3.07
3.2. The activities and task are aimed at developing student comprehension.	1	5	13	9	3.07
3.3. The situations of the activities and tasks in each skill are appropriate to the learner's level and need.		5	21	2	2.92
	1	3	23	11	2.85
3.4. The activities and tasks					

provide for varying learning arrangement like pairs and working individually.		4	19	5	3.03
3.5. The activities and tasks focus on student's comprehension for each skill.	1	3	20	4	2.96
3.6. The activities and tasks allow for an integrated of language skills.					
3.7. The instruction for the activities and tasks are simple and clear.					
4. Supplementary Materials					
4.1. There are disks for listening comprehension available.	2	4	18	4	2.85
4.2. There are some games available in review.		5	17	6	3.03
5. Illustration					
5.1. The materials have illustrations.		5	18	5	3
5.2. The materials illustrations are attractive and motivating.		3	16	9	3.21
Total Average Score					3
0 – 1.50 = bad 2.51 – 3.50 = good					
1.51 – 2.50 = sufficed 3.51- 4.00 = very good					

The results of the evaluation were from the observation sheets that have been given to the students, to see the students' acceptability of the

product. The observation sheet consists of several items such as the systematic content of the materials, activities/tasks/exercise, supplementary materials, and illustrations most of the students are already checked with a good mark. After all the items resulted very good, the learning materials then claimed accepted as reflected to the students acceptability.



CHAPTER V

CONCLUSIONS AND SUGGESTIONS

A. Conclusions

1. The English materials needed by the students of Management Department at STIE YPUP consists of four components such as (1) Financial: Banking, Budgeting Organization, Taxes, and Insurance; (2) Businesses: Business Organization, Business Law, Business Letter and Official Travel; (3) Trading: Export-Import, Bargaining, Advertising, E-Commerce, and Macro-Micro Economic; (4) Islamic Economic.
2. The development of English materials for students of Management Department at STIE YPUP includes conceptual map, goals, materials sequence, English materials and worksheet, and additional task.
3. The expert validation for the development of product such as English materials and worksheet have been very well designed due to the following reasons.

B. Suggestions

Based on the conclusions above, the researcher would like to give suggestions as follows:

1. It is suggested to the English lecturer to use a worksheet which appropriate with the learners' need in their department. Not only that, but also the English lecturer should be known what the learners' need for their department in English lesson. In addition, the product of this research can

be used as primary references in teaching and learning English for students of Management Department.

2. It is suggested to the students of Management Department to use the product of this research as a primary worksheet for English lesson in their department.
3. It is suggested to the next or further researcher to conduct a research by using research and development method. While for development model, the next or further researcher can use ISD (Instructional System Design) model if the next or further researcher want to develop printed materials such textbooks, module, worksheet, etc. ESP (English for Specific Purposes) can be used as an approach to develop a product because it can make a product suites with the English lesson. In addition, the researcher hopes for the further researcher to implementation this product because the researcher had a limited time in this research.

BIBLIOGRAPHY

- Dudley-Evans & John ST. 1998. *Developments in English for Specific Purposes*, Cambridge: Cambridge University Press.
- Ghozali, I, 2011, 'Pengembangan Buku Teks Bahasa Inggris Integratif untuk Sekolah Menengah Kejuruan: Penelitian Pengembangan Pendidikan di Sekolah Menengah Kejuruan Usaha Jasa Pariwisata di Yogyakarta', *Thesis*, Universitas Sebelas Maret Semarang.
- Gustafson Kent. L & Branch Maribe. R. 2002. *Survey of Instructional Development Models*, New York: Syracuse University.
- Harsono, Y.M. 2007. 'Developing Learning Materials for Specific Purposes'. *Thesis*. Universitas Katlik Atma Jaya, Jakarta.
- Hills, Ruth. 2000. *Developing Instructional Materials in the Sloan Experiment*, University of Kentucky, Washington.
- Hutchinson, T & Waters, A 1998, *English for Specific Purposes: A Learning-Centered Approach*, Cambridge University Press, Cambridge.
- Idrus, N., H, 2009, 'Designing Learning Materials to Develop Oral Presentation Skills of The Students in STIKES Sandi Karsa Makassar', *Thesis*. UIN Alauddin Makassar.
- Jabu, Baso. 2009. *Introduction to Business English*. UNM Publisher, Makassar.
- Khair, Miftahul., NAM, 2015, 'Developing English Learning Materials for Young Learners Based on Needs Analysis at MTSn Model Makassar', *Thesis*. UIN Alauddin Makassar.
- Kesuma, Iriany. 2015. *English for Accounting*. STIE YPUP, Makassar.
- Latief, A 2013, *Research Methods on Language Learning: An Introduction*, Universitas Negeri Malang Press, Malang.
- Miles & Huberman, 1994, *Qualitative Data Analysis Second Edition*, SAGE Publication, London.
- Marshan, S. 2015, Developing English Morphology Materials For Undergraduate Students At Alauddin State Islamic University Of Makassar', *ETERNAL (English, Teaching, Learning, and Research Journal)*, vol. 1, no. 1, hh. 1-14.

- Nurpahmi, S. 2013, *An Introduction to English For Specific Purpose*. Alauddin University Press, Makassar.
- Nurpahmi, S. 2014, *English For Sepecific Purpose: An Integrated Approach*. Alauddin University Press, Makassar.
- Nurpahmi, S. 2017, 'ESP Course Design: An Integrated Approach', *Lentera Pendidikan: Jurnal Ilmu Tarbiyah Dan Keguruan*, vol. 19, no. 2, hh.172-181.
- Safrizal. 2013. 'Designing ESP Teaching Materials for Students of Accounting Department of Al-Azhar University Medan'. *Thesis*. Al-Azhar University Medan.
- Seels B & Glasgow Z 1998, *Making Instructional Design Decisious 2nd edition*. Upper Saddle River, NJ: Merrill, Prentice-Hall.
- Sugiyono, 2015, *Metode Penelitian Pendidikan: Pendekatan Kuantitatif, Kualitatif, dan R&D*, Alfabeta Bandung, Bandung.
- Suyadi, 2016, 'English for Specific Purposes for Accounting Students', *IJIRES*, vol. 3, no. 1, hh.144.
- Tomlinson, B 1998, *Materials Development in Language Teaching*, Cambridge: Cambridge University Press.
- _____, 2001, 'Materials Development' in R. Carter and D. Nunan. *The Cambridge Guide to Teaching English to Speaker of Other Languages*. Cambridge: Cambridge University Press, pp.66.
- _____, 2013, *Developing Materials for Language Teaching Second Edition*. London, New Delhi, New York and Sydney: Bloomsbury Publishing Pic.
- www.britishcouncil.org/professionals.html. (Access on October, 21, 2017)
- www.listenaminute.com/b/business.html. (Access on October, 21, 2017)
- www.listenaminute.com/t/tax.html. (Access on October, 21, 2017)
- www.studyfinance.com/lessons/busorg.html. (Access on October, 21, 2017)
- www.thepotters.com/puzzles.html. (Access on October, 21, 2017)
- Yassi Abd. H & Kaharuddin B. 2015. *Syllabus Design for English Language Teaching*, TrustMedia Publishing, Yogyakarta.

APPENDIX 1

QUESTIONNAIRE FOR STUDENTS

Petunjuk Pengisian

Kuesioner ini diberikan untuk pengambilan data penelitian skripsi mahasiswa jurusan Pendidikan Bahasa Inggris UIN Alauddin Makassar dan bertujuan untuk mengetahui kebutuhan materi Bahasa Inggris mahasiswa jurusan Manajemen tahun akademik 2016-2017. Oleh karena itu, harap Anda mengisi instrument ini **DENGAN JUJUR** berdasarkan apa yang Anda rasakan dengan cara memberi tanda **CENTANG** (✓) pada pilihan yang sesuai.

Identitas Mahasiswa

Nama :

Jenis Kelamin :

Umur :

Kelas/Jurusan :

1. Apakah Anda tertarik untuk belajar Bahasa Inggris dalam program studi manajemen?

1	2	3	4
Tidak tertarik	Kurang tertarik	Tertarik	Sangat tertarik

2. Menurut Anda apakah penting untuk belajar Bahasa Inggris dalam program studi Manajemen?

1	2	3	4
Tidak penting	Kurang penting	Penting	Sangat penting

3. Seberapa penting tujuan pembelajaran Bahasa Inggris dibawah ini untuk mata kuliah Bahasa Inggris pada program studi jurusan Manajemen?

Tujuan	1	2	3	4
	Tidak penting	Kurang penting	Penting	Sangat penting
Kesuksesan pendidikan sekarang				
Karir masa depan				
Pengembangan diri sendiri				
Berkunjung kenegara lain				
Ujian				
Melanjutkan jenjang pendidikan lanjutan				
Komunikasi dengan penutur asli dari Inggris				
Komunikasi dengan non-penutur asli dari Negara lain				

THE STUDENTS' LINGUISTIC NEEDS

4. Dari setiap skill Bahasa Inggris dibawah ini, bagaimana tingkat kemampuan Anda di setiap skill tersebut?

Komponen skill bahasa Inggris	1	2	3	4
	Tidak baik	Kurang baik	Baik	Sangat baik
Bacaan (reading)				
Berbicara (speaking)				
Mendengar (listening)				
Menulis (Writing)				

5. Seberapa penting skill membaca, skill berbicara, skill mendengar, dan skill menulis untuk meningkatkan kemampuan bahasa Inggris di program studi Manajemen?

Komponen skill bahasa Inggris	1	2	3	4
	Tidak penting	Kurang penting	Penting	Sangat penting
Bacaan (reading)				
Berbicara (speaking)				

Mendengar (listening)				
Menulis (Writing)				

6. Berikan pendapat Anda, seberapa penting topik-topik berikut dipelajari untuk mengembangkan kemampuan bahasa Inggris anda di mata kuliah Bahasa Inggris?

Topik- Topik	1	2	3	4
	Tidak penting	Kurang penting	Penting	Sangat penting
Ekonomi Makro-Mikro (Macro-Micro Economic)				
Perpajakan (Taxes)				
Organisasi bisnis (Bussiness Organization)				
Tawar menaar (Bargaining)				
Surat resmi bisnis (Bussiness Letter)				
Perjalanan bisnis (Official Travel)				
Perniagaan Elektronik (E-Commerce)				
Periklanan (Advertising)				
Expor- Impor (Export-Import)				
Perbankan (Banking)				
Hukum Bisnis (Bussiness Law)				
Ekonomi Islam (Islamic Economic)				
Kuangan (Budgeting Organization)				
Asuransi (Insurance)				

THE SUDENTS' LEARNING NEED

7. Selama belajar Bahasa Inggris, apakah Anda pernah mengalami permasalahan atau kesulitan di bawah ini:

Permasalahan bahasa Inggris	1	2	3	4
	Tidak pernah	Jarang	Sering	Selalu
Kurang kosa kata				
Kurang percaya diri				
Takut membuat kesalahan				
Kurang ide atau gagasan				
Sulit untuk mengucapkan kosa kata Bahasa Inggris				

Kurangnya pengetahuan tata bahasa dalam Bahasa Inggris				
--	--	--	--	--

Learning Preferences

8. Terkait dengan pembelajaran Bahasa Inggris, silahkan berikan pendapat Anda tentang pentingnya model pembelajaran pada skill reading (bacaan) dalam bahasa Inggris!

Model-model pembelajaran pada skill Reading (bacaan)	1	2	3	4
	Tidak penting	Kurang penting	Penting	Sangat penting
Membaca secara cepat				
Membaca intensif				

9. Terkait dengan pembelajaran Bahasa Inggris, silahkan berikan pendapat Anda tentang pentingnya model pembelajaran pada skill speaking (berbicara) dalam bahasa Inggris!

Model-model pembelajaran pada skill Speaking (berbicara)	1	2	3	4
	Tidak penting	Kurang penting	Penting	Sangat penting
Melaporkan kembali				
Simulasi percakapan				
Mewancarai				

10. Terkait dengan pembelajaran Bahasa Inggris, silahkan berikan pendapat Anda tentang pentingnya model pembelajaran pada skill listening (mendengar) dalam bahasa Inggris!

Model-model pembelajaran pada skill listening (mendengar)	1	2	3	4
	Tidak penting	Kurang penting	Penting	Sangat penting
Mendengarkan dan menulis				
Menonton video				
Melengkapi teks berdasarkan audio				
Menebak gambar				

11. Terkait dengan pembelajaran Bahasa Inggris, silahkan berikan pendapat Anda tentang pentingnya model pembelajaran pada skill writing (menulis) dalam bahasa Inggris!

Model-model pembelajaran pada skill Writing (menulis)	1	2	3	4
	Tidak penting	Kurang penting	Penting	Sangat penting
Menulis laporan-laporan				
Mengembangkan ide pokok yang diberikan				
Menulis surat formal dan informal				
Mengarang				

Learning Styles

12. Berikan pendapat Anda tentang betapa pentingnya metode pengajaran dibawah ini untuk mengajar bahasa Inggris sebagai gaya pembelajaran!

Gaya pembelajaran	1	2	3	4
	Tidak penting	Kurang penting	Penting	Sangat penting
Permainan				
Gambar				
Film dan video				
Bericara berpasangan				
Role play				
Belajar sendiri				
Mengerjakan tugas				
Kelompok kecil				
Kelompok besar				
Berbicara bahasa Inggris dengan teman-teman				

APPENDIX 2

PANDUAN WAWANCARA UNTUK SISWA

Nama :
Jenis Kelamin :
Umur :
Kelas/Jurusan :

1. Apakah Anda tertarik untuk belajar Bahasa Inggris dalam program studi manajemen?

- a. Tidak tertarik
- b. Kurang tertarik
- c. Tertarik
- d. Sangat tertarik

Jika jawaban Anda adalah tertarik, apa alasanmu?

2. Menurut Anda, apakah penting untuk belajar Bahasa Inggris dalam program studi manajemen?

- a. Tidak penting
- b. Kurang penting
- c. Penting
- d. Sangat penting

Jika jawaban Anda adalah penting, apa alasanmu?

3. Menurut Anda, apa tujuan anda jika bisa berbahasa Inggris?

- a. Untuk kesuksesan pendidikan sekarang
- b. Untuk mendapatkan sebuah pekerjaan
- c. Untuk mengunjungi negara lain
- d. Untuk melanjutkan pendidikan

Apa alasan Anda memilih tujuan tersebut?

4. Menurut Anda, Seberapa penting skill membaca, skill berbicara, skill mendengar, skill menulis untuk meningkatkan kemampuan bahasa Inggris Anda? Apa alasan Anda?

5. Menurut Anda, apakah kosakata seharusnya diberikan disetiap topik-topik pembelajaran? Apa alasan Anda?

APPENDIX 3
THE STUDENTS INTERVIEW TRANSCRIPT

TRANSKRIP INTERVIEW SISWA

NAMA : MUTIARASANI

UMUR : 21

Sangat Tertarik

Alasannya saya pilih sangat tertarik kenapa karena menurut saya, pertama itu bahasa Inggris memang saya suka walaupun saya tidak tau yang kedua memang bahasa Inggris ini berhubungan sama manajemen.

Penting

Alasannya Bahasa Inggris itu akan ada di manajemen baik itu dalam lingkungan pekerjaan nanti atau mungkin sementara dalam studi pasti ada Bahasa Inggris.

Tujuan : untuk mendapatkan pekerjaan

Alasannya : pasti dalam pekerjaan

Menurut saya sangat penting ya karena pertama kalau tidak bisa baca Bahasa Inggris otomatis tidak pintar Bahasa Inggris juga apalagi kalau tidak bisa mendengar orang mengucapkan Bahasa Inggris itu juga sangat penting itu berhubungan semua itu berkaitan semua dengan Bahasa Inggris.

Penambahan kosa-kata

Menurut saya harus alasannya karena dari diri saya sendiri kurang kosa-kata. Menurut saya setiap pembelajaran itu harusnya diharuskan menghafal kosa-kata yang berhubungan dengan pelajaran untuk memperbanyak kosa-kata.

NAMA : CICI

UMUR : 22

Sangat tertarik

Alasannya karena pada saat misalnya nanti selesai pendidikan terus masuk dalam dunia bisnis harus menguasai Bahasa Inggris bisa go internasional supaya bisa berinteraksi dengan orang-orang di luar negeri.

Sangat penting

Alasannya karena dimana-mana yang dibutuhkan itu selalu yang paling utama Bahasa Inggris yang pertama supaya orang bisa lebih berkomunikasi cepat mengerti karena kebanyakan program-program menggunakan Bahasa Inggris.

Kalau menurut saya, diantara pilihan itu saya memilih semuanya.

Alasannya kesuksesan untuk pendidikan sekarang juga bagus pendidikan sekarang bisa berprestasi dan teman-teman yang lain kalau menguasai Bahasa Inggris terus lebih mudah mendapatkan pekerjaan apalagi di bagian utamanya di bagian akunting walaupun kita lihat dari bagian jurusan manajemen kita menggunakan Bahasa Inggris apalagi punya cita-cita mengunjungi negara lain untuk berbisnis menjadi saat sukses di negara lain kalau bisa melanjutkan pendidikan S2 itu di luar negeri menggunakan Bahasa Inggris.

Kalau saya menurut saya sangat penting kemampuan untuk membaca, berbicara, mendengar dan menulis karena memang dari kecil saya suka Bahasa Inggris walaupun sekarang saya tidak terlalu menguasainya tapi saya berusaha untuk menguasainya sampai penyelesaian pendidikan agar kedepannya bisa lebih sukses lagi. Pentingnya skill membaca, jadi kalau kita membaca Bahasa Inggris kalau kita tau itu banyanya seperti apa kan tulisannya dengan cara bacanya kalau kita baca dengan benar kan bagus karena kalau di salah di baca na ketawaiki orang bilang tidak sesuai. Skill berbicara juga kalau Bahasa Inggris tidak terlalu kentara "R" nya kalau orang Indonesia itu terlalu kentara "R"nya berbicara. Jadi berbicara sangat penting supaya bisa berbicara ala orang barat. Skill mendengar menurut saya juga sangat penting walaupun kita biasa mendengar tapi kita menulis tidak sesuai dengan yang di dengar karena kurang mampu, jadi menurut saya sangat penting itu.

NAMA : RISK A

UMUR : 20

Tertarik

Alasannya karena masa sekarang ini bahasa Inggris sangat penting digunakan dalam kehidupan sehari-hari. Contohnya dalam pekerjaan, mengetahui bahasa Inggris itu sangat membantu pekerjaan di bidang manajemen.

Penting Sekali Belajar Bahasa Inggris

Alasannya pekerjaan di bidang manajemen itu mesti menguasai bahasa Inggris, terlebih bila berada di bidang manajemen pemasaran.

Tujuan: Berbicara dengan Turis/Bule, Mempromosikan produk sesuai bidang pekerjaan

Keempat skill dalam bahasa Inggris sangat penting. Skill yang disukai READING.

Kesulitan dalam kosakata, terlebih saat mengucapkan. Dengan adanya bantuan kosakata, membantu menambah jumlah pemahaman kosakata yang berkaitan dengan kejuruan.

APPENDIX 4

OBSERVATION SHEET FOR EXPERTS AND LECTURERS

Pernyataan	Skala Penilaian			
	1	2	3	4
1. Content				
1.1. The material cover a variety of topics and situation				
1.2. They are arranged in a logical sequence on the basis of topic or theme.				
1.3. The themes and topics are relevant to syllabus aims.				
1.4. The materials are organized attractively.				
1.5. The materials are organized in logically ordered tasks.				

1.6. The materials give students to understand English with integrated skill, Speaking, Writing, Reading and Listening.				
2. Systematic Content of English				
2.1. The integrated skills are appropriate to the student level and needs.				
2.2. There is an attempt to bring in vocabulary relevant to the students need.				
2.3. There are four skills (Speaking, Writing, Reading and Listening) in each topic.				
3. Activities/ Exercises/ Tasks				
3.1. The activities, exercises and tasks are interesting.				
3.2. The activities, exercises and task are aimed at developing student comprehension.				
3.3. They provide for a real world use of language in daily lives.				
3.4. The situations of the activities, exercises and tasks in each skill are appropriate to the learner's level and need.				
3.5. The activities, exercises and tasks provide for varying learning arrangement like pairs and working individually.				
3.6. The activities, exercises and tasks focus on student's comprehension for each skill.				
3.7. Do the activities, exercises and tasks allow for an integrated of language skills.				
3.8. The activities, exercises and tasks allow for the teacher's initiative to modify the activities.				

3.9. The instruction for the activities, exercises and tasks are simple and clear.				
4. Supplementary Materials				
4.1. There are disks for listening comprehension available.				
4.2. There are some games available in review.				
4.3. There are some other supplementary materials like sources of authentic materials available.				
5. Illustration				
5.1. The materials have illustrations.				
5.2. The materials illustrations are attractive and motivating.				

APPENDIX 5

The learners' acceptability towards the teaching materials' contents

Declaration	Description				Average
	1	2	3	4	
6. Content					
6.1. The material cover a variety of topics and situation appropriate to the learners' level and needs.			26	2	3.07
6.2. The themes and topics are relevant to the learners needs.		2	23	3	3.03
6.3. The materials are organized attractively.			21	7	2.25
6.4. The materials give students to understand English with integrated skill, Speaking, Writing, Reading and Listening.			16	12	3.42
7. Systematic Content of English					

7.1. The integrated skills are appropriate to the student level and needs.		4	20	4	3
7.2. There is an attempt to bring in vocabulary relevant to the students need.		2	23	3	3.03
7.3. There are four skills (Speaking, Writing, Reading and Listening) in each topic.		2	19	7	3.17
8. Activities/Tasks					
8.1. The activities and tasks are interesting.	1	1	21	5	3.07
8.2. The activities and task are aimed at developing student comprehension.	1	5	13	9	3.07
8.3. The situations of the activities and tasks in each skill are appropriate to the learner's level and need.	1	5	13	9	2.89
8.4. The activities and tasks provide for varying learning arrangement like pairs and working individually.		5	21	2	2.92
8.5. The activities and tasks focus on student's comprehension for each skill.	1	3	23	11	2.85
8.6. The activities and tasks allow for an integrated of language skills.		4	19	5	3.03
8.7. The instruction for the activities and tasks are simple and clear.	1	3	20	4	2.96
9. Supplementary Materials					
9.1. There are disks for listening comprehension available.	2	4	18	4	2.85
9.2. There are some games available in review.		5	17	6	3.03
10. Illustration					
10.1. The materials have illustrations.		5	18	5	3
10.2. The materials illustrations are attractive and motivating.		3	16	9	3.21

			mendengar (listening) yang ada didalam topik.	<p>tentang “<i>the world bank: history and purpose</i>” sehingga siswa mampu mengerjakan soal benar salah yang berkaitan dengan bacaan.</p> <p>4. Mahasiswa mampu memberikan tanggapan benar atau salah pada pernyataan yang telah disediakan berdasarkan bacaan.</p> <p>5. Mahasiswa dapat mengisi teks rumpang dengan benar berdasarkan dengan audio yang didengar.</p>	Listening	<p>History and Purpose</p> <ul style="list-style-type: none"> - Comprehension: Determine which of the following statements are true and which are false based on the passage. Then write T for TRUE or F for FALSE in the box. <p><i>Listening:</i> Listen to the recording carefully and fill in the blank of the conversation below based on the recording.</p>
2	2	Official Travel	Pembelajaran ini mempersiapkan mahasiswa untuk dapat berbicara, menulis, membaca, dan mendengar tentang “official travel” secara efektif dan dengan percaya diri dalam	<ul style="list-style-type: none"> • Mahasiswa dapat melakukan percakapan dengan temannya dan mempraktikannya. • Mahasiswa dapat menyusun kalimat 	<p>Speaking</p> <p>Writing</p>	<ul style="list-style-type: none"> • Read to the dialogue and practice by your friend, then translate into Indonesia! • Make the question by re-arranging the jumble

			<p>bahasa inggris untuk meningkatkan kemampuan berbicara (speaking), menulis (writing), membaca (reading), dan mendengar (listening) yang ada dalam topik.</p>	<p>dengan benar.</p> <ul style="list-style-type: none"> • Mahasiswa dapat memahami isi bacaan tentang “<i>Official Travel</i>” • Mahasiswa dapat menjawab pertanyaan dengan benar. • Mahasiswa dapat mengisi teks rumpang berdasarkan audio yang didengarkan. 	<p>Reading</p> <p>Listening</p>	<p>words below.</p> <ul style="list-style-type: none"> • Read the following passage about “<i>Official Travel</i>” • Vocabulary • Comprehension • Listening Section: Listen to the recording carefully and fill the blank of the text below based on the recording
3	3	Budgeting Organization	<p>Pembelajaran ini mempersiapkan Mahasiswa agar mampu berbicara, menulis, membaca, dan mendengar tentang “<i>Budgeting Organization</i>” secara efektif dan dengan percaya diri dengan menggunakan Bahasa inggris berdasarkan materi yang sudah disiapkan dalam setiap</p>	<ul style="list-style-type: none"> • Membaca suatu topik dengan baik dan benar. • Menyusun kalimat dengan benar. • Memahami isi bacaan tentang “<i>Budgeting Organization</i>”. • Menjawab pertanyaan dengan baik dan benar. 	<ul style="list-style-type: none"> • Speaking • Writing • Reading 	<ul style="list-style-type: none"> • Practice the conversation below with your friend! • Arrange the words below into a good sentence! • Read the text below and share with your friend about

			topik	<ul style="list-style-type: none"> • Mengisi teks rumpang berdasarkan audio/video yang didengarkan/ditonton. 	<ul style="list-style-type: none"> • Listening 	<p>what you get!</p> <ul style="list-style-type: none"> • Vocabulary • Comprehension • Listening Section: Listen to the audio/video recording carefully and fill the blank of the text below based on the recording
4	4	Export-Import	<p>Pembelajaran ini mempersiapkan mahasiswa untuk dapat berbicara, menulis, membaca dan mendengar tentang "Export-Import" secara efektif dengan percaya diri dalam berbahasa Inggris untuk meningkatkan kemampuan berbicara (speaking), menulis (writing), membaca (reading) dan mendengar (listening) yang ada didalam topik.</p>	<p>Mahasiswa dapat mempraktikkan percakapan tentang "Export" dengan baik.</p> <p>Mahasiswa dapat menyusun kata yang acak menjadi kalimat yang baik dan benar.</p> <p>Mahasiswa dapat memahami bacaan tentang "the history of exporting and importing" sehingga mahasiswa mampu mengerjakan soal benar salah yang</p>	<p>Speaking</p> <p>Writing</p> <p>Reading</p>	<p>Speaking: Practice the conversation below with your friend.</p> <p>Writing: Arrange the words below into a good sentence!</p> <p>Reading: - Read the following passage <i>the history of exporting and importing</i> - Comprehension: Determine which of the</p>

				<p>berkaitan dengan bacaan.</p> <p>Mahasiswa dapat mengisi teks rumpang dengan benar berdasarkan dengan audio yang didengar.</p>	Listening	<p>following statements are true and which are false based on the passage. Then write T for TRUE or F for FALSE in the box.</p> <p><i>Listening:</i> Listen to the recording carefully and fill in the blank of the conversation below based on the recording.</p>
5	5	Business Organization	<p>Pembelajaran ini mempersiapkan mahasiswa untuk dapat berbicara, menulis, membaca dan mendengar tentang “Business Organization” secara efektif dan dengan percaya diri dalam bahasa Inggris untuk meningkatkan kemampuan berbicara (speaking),</p>	<p>1. Mahasiswa mampu mempraktikkan percakapan tentang “<i>Business Angel</i>” dalam bentuk kelompok.</p> <p>2. Mahasiswa mampu menyusun kata yang acak menjadi kalimat yang utuh.</p> <p>3. Mahasiswa mampu</p>	<p>Speaking</p> <p>Writing</p>	<p>Role Play: In this section, the lecturer divided the students into two groups. The woman group acts as a presenter and the man group act like a Mark.</p> <p>Arrange the words below into a good sentence based on the example!</p>

			menulis (writing), membaca (reading) dan mendengar (listening) yang ada didalam topik.	memahami isi bacaan tentang “ <i>Business Organization</i> ”.	Reading	<ul style="list-style-type: none"> - Read the passage carefully - Comprehension: Determine which of the following statements are true and which are false based on the passage. Then write T for TRUE or F for FALSE in the box.
				<p>4. Mahasiswa mampu memberikan tanggapan benar atau salah pada pernyataan yang telah disediakan berdasarkan bacaan.</p> <p>5. Mahasiswa dapat mengisi teks rumpang berdasarkan rekaman audio yang diperdengarkan oleh dosen.</p>	Listening	<p>Listen to the recording carefully and fill in the blank of the text below based on the recording!</p> <p>“<i>Word Search Puzzle</i>”</p> <ul style="list-style-type: none"> - Find out 37 words below in the box. Words are placed horizontally, vertically and diagonally, both forwards and back-to-front. There are also lots of overlaps between

						words so you will need a keen eye to spot all the words and solve the puzzles.
6	6	Business Law	Pembelajaran ini mempersiapkan untuk berbicara, menulis, membaca, dan mendengar tentang “Business Law” secara efektif dan dengan percaya diri dengan menggunakan Bahasa Inggris untuk meningkatkan kemampuan berbicara, menulis, membaca, dan mendengar yang ada dalam topik	<ul style="list-style-type: none"> • Membaca suatu topik dengan baik dan benar. • Menyusun kalimat dengan benar. • Memahami isi bacaan tentang “Business Law”. • Menjawab pertanyaan dengan benar. • Mengisi teks rumpang berdasarkan audio yang didengarkan. 	<p>Speaking</p> <p>Writing</p> <p>Reading</p> <p>Listening</p>	<ul style="list-style-type: none"> • Practice the conversation below with your friend! • Arrange the words below into a good sentence! • Read the text below and share with your friend about what you get! • Vocabulary • Comprehension • Listening Section: Listen to the recording carefully and fill the blank of the text below based on the recording
7	7	Taxes	Pembelajaran	1. Mahasiswa	Speaking	Complete the

			<p>ini mempersiapkan mahasiswa untuk dapat berbicara, menulis, membaca dan mendengar tentang “Taxes” secara efektif dan dengan percaya diri dalam bahasa Inggris untuk meningkatkan kemampuan berbicara (speaking), menulis (writing), membaca (reading) dan mendengar (listening) yang ada didalam topik.</p>	<p>mampu mempraktikkan percakapan tentang “Tax” secara berpasangan.</p> <p>2. Mahasiswa mampu menyusun kata yang acak menjadi kalimat yang utuh.</p> <p>3. Mahasiswa mampu memahami isi bacaan tentang “Taxation”.</p> <p>4. Mahasiswa mampu memberikan tanggapan benar atau salah pada pernyataan yang telah disediakan berdasarkan bacaan.</p> <p>5. Mahasiswa dapat mengisi teks rumpang berdasarkan rekaman audio yang diperdengarkan oleh dosen.</p>	<p>Writing</p> <p>Reading</p> <p>Listening</p>	<p>following dialogue with the words provided and practice with your friend in pairs!</p> <p>Arrange the words below into a good sentence based on the example!</p> <ul style="list-style-type: none"> - Read the passage carefully - Comprehension: Determine which of the following statements are true and which are false based on the passage. Then write T for TRUE or F for FALSE in the box. <p>Listen to the recording carefully and fill in the blank of the text below based on the</p>
--	--	--	--	---	--	--

						<p>recording!</p> <p><i>“Word Search Puzzle”</i></p> <ul style="list-style-type: none"> - Find out 37 words below in the box. Words are placed horizontally, vertically and diagonally, both forwards and back-to-front. There are also lots of overlaps between words so you will need a keen eye to spot all the words and solve the puzzles.
8	8	Business Letter	<p>Pembelajaran ini mempersiapkan mahasiswa untuk dapat berbicara, menulis, membaca, dan mendengar tentang “business letter” secara efektif dan dengan percaya diri dalam bahasa Inggris untuk meningkatkan kemampuan berbicara</p>	<ul style="list-style-type: none"> • Mahasiswa dapat melakukan percakapan dengan temannya dan mempraktikannya. • Mahasiswa dapat menyusun kalimat dengan benar. • Mahasiswa dapat memahami isi bacaan tentang 	<p>Speaking</p> <p>Writing</p> <p>Reading</p>	<ul style="list-style-type: none"> • Read to the dialogue and practice by your friend, then translate into Indonesia! • Arrange the sentence below become good paragraph • Read the following passage about

			(speaking), menulis (writing), membaca (reading), dan mendengar (listening) yang ada dalam topik.	<p><i>“Business Travel”</i></p> <ul style="list-style-type: none"> • Mahasiswa dapat menjawab pertanyaan dengan benar. Mahasiswa dapat mengisi teks rumpang berdasarkan audio yang didengarkan. 	Listening	<p><i>“Business Letter”</i></p> <ul style="list-style-type: none"> • Vocabulary • Comprehension • Listening Section: Listen to the recording carefully and fill the blank of the text below based on the recording
9	9	Macro-Micro Economic	<p>Pembelajaran ini mempersiapkan mahasiswa untuk dapat berbicara, menulis, membaca, dan mendengar tentang “macro-micro economic” secara efektif dan dengan percaya diri dalam bahasa Inggris untuk meningkatkan kemampuan berbicara (speaking), menulis (writing), membaca (reading), dan mendengar (listening) yang ada dalam</p>	<ul style="list-style-type: none"> • Mahasiswa dapat melakukan percakapan dengan temannya dan mempraktikannya. • Mahasiswa dapat menyusun kalimat dengan benar. • Mahasiswa dapat memahami isi bacaan tentang <i>“Macro-Micro Economic”</i> • Mahasiswa dapat menjawab pertanyaan 	<p>Speaking</p> <p>Writing</p> <p>Reading</p> <p>Listening</p>	<ul style="list-style-type: none"> • Read to the dialogue and practice by your friend, then translate into Indonesian! • Arrange the sentence below become good paragraph • Read the following passage about <i>“macro-micro economic”</i> • Vocabulary • Comprehension

			topik.	dengan benar.		<ul style="list-style-type: none"> • Listening Section: Listen to the recording carefully and fill the blank of the text below based on the recording
10	10	Insurance	<p>Pembelajaran ini mahasiswa mampu mempersiapkan diri agar mampu berbicara, menulis, membaca, dan mendengar tentang “Insurance” secara efektif dan dengan baik dan benar dengan menggunakan Bahasa Inggris berdasar materi yang sudah disiapkan dalam setiap topik</p>	<ul style="list-style-type: none"> • Mahasiswa dapat mengisi teks rumpang berdasarkan audio yang didengarkan. • Membaca suatu topik beserta kosakata dengan baik dan benar. • Menyusun kalimat dengan benar. • Memahami isi bacaan tentang “Insurance”. • Menjawab pertanyaan dengan benar. • Mengisi teks rumpang berdasarkan audio yang didengarkan. 	<ul style="list-style-type: none"> • Speaking • Writing • Reading • Listening 	<ul style="list-style-type: none"> • Practice the conversation below with your friend! • Arrange the words below into a good sentence! • Read the text below and share with your friends about what you get! • Vocabulary • Listen to the dialogue carefully, and fill the blank with the correct answer.

11	11	Bargaining	Pembelajaran ini mempersiapkan mahasiswa untuk dapat berbicara, menulis, membaca, dan mendengar tentang “bargaining” secara efektif dan dengan percaya diri dalam bahasa inggris untuk meningkatkan kemampuan berbicara (speaking), menulis (writing), membaca (reading), dan mendengar (listening) yang ada dalam topik.	<ul style="list-style-type: none"> • Mahasiswa dapat menyusun kalimat dengan benar. • Mahasiswa dapat memahami isi bacaan tentang “Bargaining” • Mahasiswa dapat menjawab pertanyaan dengan benar. • Mahasiswa dapat mengisi teks rumpang berdasarkan audio yang didengarkan. 	<p>Speaking</p> <p>Writing</p> <p>Reading</p> <p>Listening</p>	<ul style="list-style-type: none"> • Read to the dialogue and practice by your friend, then translate into Indonesian! • Arrange the word below become good sentence • Read the following passage about “bargaining” • Vocabulary • Comprehension • Listening Section: Listen to the recording carefully and fill in the blank of the text below based on the recording
12	12	Advertising	Pembelajaran ini mempersiapkan mahasiswa untuk dapat berbicara, menulis,	Mahasiswa mampu berdiskusi aktif dari pertanyaan tersedia dalam kelompok-kelompok kecil.	Speaking	Answer the questions below, then compare your answer with your friend's

			<p>membaca, dan mendengar tentang “Advertising” secara efektif dan dengan percaya diri dalam bahasa Inggris untuk meningkatkan kemampuan berbicara (speaking), menulis (writing), membaca (reading), dan mendengar (listening) yang ada dalam topik.</p>	<p>Mahasiswa mampu menyusun kalimat pertanyaan dari kata-kata yang acak berdasarkan kata bantu yang sesuai.</p> <p>Mahasiswa mampu memahami bacaan tentang “Advertising” dengan bantuan kosa-kata yang tersedia dan mampu mengucapkan kosa-kata yang baru dengan benar.</p> <p>Mahasiswa mampu menjawab pertanyaan pemahaman dengan benar.</p> <p>Mahasiswa mampu mengisi teks rumpang berdasarkan audio yang didengarkan.</p>	<p>Reading</p> <p>Listening</p> <p>Writing</p>	<p>and discuss them.</p> <p>Read the following passage “ADVERTISING”</p> <p>Listen to the recording carefully and fill in the blank of the text below based on the recording!</p> <p>Make the question by re-arranging the random word below based on verb agreement.</p>
13	13	E-Commerce	<p>Pembelajaran ini mempersiapkan mahasiswa untuk dapat berbicara, menulis,</p>	<p>Mahasiswa mampu mendeskripsikan sebuah gambar yang ditentukan pada sebuah tema</p>	Speaking	<p>Directions: Describe the pictures below. By utilizing [Helpful</p>

			<p>membaca, dan mendengar tentang “<i>E-Commerce</i>” secara efektif dan dengan percaya diri dalam bahasa Inggris untuk meningkatkan kemampuan berbicara (speaking), menulis (writing), membaca (reading), dan mendengar (listening) yang ada dalam topik.</p>	<p>“<i>Belanja online</i>” dengan menggunakan kosa-kata bantu dan pertanyaan yang tersedia secara berpasangan sesama mahasiswa atau mahasiswi. Mahasiswa mampu menyusun kembali sebuah paragraph acak menjadi paragraf-paragraf yang berkaitan dengan melengkapi kata kerja bantu bahasa Inggris pada setiap kalimat yang belum lengkap.</p> <p>Mahasiswa mampu menyusun beberapa paragraph tentang “<i>E-Commerce</i>” yang acak dengan memahami isi bacaan serta pemanfaatan gambar yang tersedia dan kosa-kata yang tersedia.</p> <p>Mahasiswa</p>	<p>Reading</p> <p>Listening</p> <p>Writing</p>	<p>Vocabulary] in the box if you need help</p> <p>Read and arrange the paragraphs below by utilizing the available pictures.</p> <p>Listen to the recording carefully and fill in the blank of the text below based on the recording!</p> <p>Re-arranging the paragraph below by completing the verb agreement each paragraph.</p>
--	--	--	--	---	--	--

				dapat mengisi teks rumpang berdasarkan audio yang didengarkan.		
14	14	Islamic Economic	Pembelajaran ini mahasiswa mempersiapkan untuk berbicara, menulis, membaca, dan mendengar tentang “Islamic Economic” secara efektif dan dengan baik dan benar dengan menggunakan Bahasa Inggris untuk meningkatkan kemampuan berbicara, menulis, membaca, dan mendengar yang ada dalam topik	<ul style="list-style-type: none"> • Membaca suatu topik beserta kosakatanya dengan baik dan benar. • Menyusun kalimat dengan benar. • Memahami isi bacaan tentang “Islamic Economic”. • Menjawab pertanyaan dengan benar. • Mengisi teks rumpang berdasarkan audio yang didengarkan. 	<p>Speaking</p> <p>Writing</p> <p>Reading</p> <p>Listening</p>	<ul style="list-style-type: none"> • Practice the conversation below with your friend! • Arrange the words below into a good sentence! • Read the text below and share with your friend about what you get! • Vocabulary • Comprehension • Listening Section: Listen to the recording carefully and fill the blank of the text below based on the recording

APPENDIX 7

SATUAN ACARA PERKULIAHAN (SAP)

MATA KULIAH : BAHASA INGGRIS
 FAKULTAS : EKONOMI
 PROGRAM STUDI : MANAJEMEN
 JUMLAH SKS : 2 SKS
 NAMA PENYUSUN : Muhammad Qurays
 Ichsan Ananta Wikrama
 Moh. Zukri Prasetyo
 Nurul Fatih Nasir B
 Nurwahida
 Nurfikriyah Irhasih
 Riska

No	Minggu ke-	Pokok Bahasan	TIU	TIK	Urutan Skill	Materi
1	1	Official Travel	Mahasiswa dapat memahami pengetahuan awal tentang <i>Official Travel/ Business Travel</i>	Mahasiswa diberikan contoh, arahan & informasi awal setelah itu melakukannya sendiri.	Writing Reading Speaking	Making a good business introduction Practice Role-play, dialogue, Making a business presentation Practice, showing interest and appreciation Role-play, fill in the blank, expression an opinion Practice Follow up tenses
2	2	Business Organization	<ul style="list-style-type: none"> Mahasiswa dapat mengetahui tentang <i>Business Organization</i> Mahasiswa dapat 	<ul style="list-style-type: none"> Mahasiswa dapat menjawab pertanyaan dalam bentuk pernyataan benar atau salah sesuai dengan 	Reading	Read the passage about <i>Types of Business Organization</i> carefully Vocabulary

			mengetahui tentang tenses <i>Present Continuous Tense</i>	bacaan • Mahasiswa dapat membuat kalimat dengan menggunakan tenses present continuous	Speaking Tenses	Comprehension Role Play <i>Drama "Business Angel"</i> Present Continuous Tense
3	3	E-Commerce	Mahasiswa dapat mendeskripsikan gambar dengan beberapa pertanyaan yang tersedia, mahasiswa dapat memahami sebuah bacaan yang masih acak.	Mahasiswa dapat berbicara tentang sebuah gambar dengan pengucapan bahasa Inggris yang benar, mahasiswa dapat berbicara tentang sebuah gambar dengan pengucapan bahasa Inggris yang benar.	Speaking Reading	Speaking Section : Describe the pictures below by using the helpful vocabulary and question below Reading section: Arrange the paragraphs below by using the available pictures and vocabulary
4	4	Bargaining	Mahasiswa dapat memahami isi bacaan tentang <i>Bargaining</i>	<ul style="list-style-type: none"> • Mahasiswa dapat menjawab pertanyaan dengan benar. • Mahasiswa dapat mengisi bacaan rumpang berdasarkan audio yang didengar • Mahasiswa dapat melakukan percakapan dengan temannya • Mahasiswa dapat 	Reading Listening speaking tenses	<ul style="list-style-type: none"> • Read the following passage about <i>Bargaining</i> • Vocabulary • Comprehension: • Listening Section: Listen to the recording carefully and fill the blank of the text below based on the recording • Speaking: Close your

				memahami tenses “ <i>present perfect continuous</i> ”		book, listen to the dialogue read by your friend, then translate into Indonesian! • Tenses “ <i>present perfect continuous</i> ”
5	5	Business Law	Mahasiswa dapat memahami isi bacaan tentang <i>Business Law</i> serta kosakata yang telah diberikan	Mahasiswa dapat menjawab pertanyaan sesuai dengan yang sudah dipelajari dari materi pembelajaran	Reading	Reading: Read the text below and share with your friend about what you get ‘Business Law’ Vocabulary Comprehension: Answer the questions below!
					Speaking	Speaking: Explain what your understanding about the passage below!
6	6	Export-Import	Mahasiswa dapat memahami isi bacaan tentang <i>What do we mean by exporting and importing?</i>	Mahasiswa dapat menghafalkan kosa kata yang berkaitan dengan bacaan <i>What do we mean by exporting and importing?</i> Mahasiswa dapat menyimpulkan bacaan tentang <i>What do we mean</i>	Reading Writing	Read the following passage about <i>What do we mean by exporting and importing?</i> Vocabulary Writing: After read the text about <i>What Do</i>

				<p><i>by exporting and importing?</i></p> <p>Mahasiswa dapat mempraktikkan percakapan yang diberikan dengan baik.</p> <p>Mahasiswa dapat memahami tenses <i>past continuous tense</i>.</p>	Speaking	<p><i>We Mean by Exporting and Importing?</i></p> <p>make a resume based on your mind!</p> <p>Speaking section:</p> <p>Practice the conversation below with your friend!</p> <p>Follow up tenses: <i>past continuous tense</i>. Change the verbal sentence below into positive, negative and interrogative sentence based on the example above!</p>
7	7	Advertising	<p>Mahasiswa dapat mendiskusikan sebuah pertanyaan yang berkaitan dengan periklanan berdasarkan pandangan masing-masing, mahasiswa mampu memahami sebuah bacaan dengan kosa-kata yang tersedia</p>	<p>Mahasiswa dapat menjawab pertanyaan terkait dengan periklanan dan membandingkan jawaban mereka dengan teman masing-masing</p> <p>Mahasiswa mampu menjawab soal-soal dari bacaan yang tersedia</p> <p>Mahasiswa mampu mengurutkan sebuah media periklanan dari segi popularitas,</p>	<p>Speaking</p> <p>Reading</p>	<p>Answer the questions below, then compare your answer with your friend's and discuss them</p> <p>Read the passage below then answer the question.</p>

				harga, efektifan, efisien dan ketertarikan berdasarkan hasil studi kasus.		
8	8	Taxes	Mahasiswa dapat memahami isi bacaan tentang <i>Taxation</i>	<ul style="list-style-type: none"> • Mahasiswa dapat menjawab pertanyaan benar atau salah yang berhubungan dengan bacaan • Mahasiswa dapat mengisi teks rumpang berdasarkan audio yang didengarkan • Mahasiswa dapat mengisi percakapan yang rumpang dan mempraktikkannya • Mahasiswa dapat mengetahui tentang tenses <i>Past perfect continuous</i> 	<p>Reading</p> <p>Listening</p> <p>Speaking</p>	<p>Read the following passage “<i>Taxation</i>”</p> <p>Vocabulary</p> <p>Comprehension</p> <p>Listen the recording carefully and answer fill in the blank of the text below based on the recording!</p> <p>Complete the following dialogue with the words provided and practice with your friends in pairs!</p> <p>Tenses: Past Perfect Continuous</p>
9	9	Budgeting Organization	Mahasiswa diharap mampu memahami bacaan dan kosakata perihal <i>Budgeting Organization</i>	Mahasiswa diharap mampu menyimpulkan bacaan dengan baik dan benar, mencari kata sinonim pada beberapa kata pilihan, serta menuliskan beberapa teks	<p>Reading</p> <p>Writing</p>	<p>Reading passage about example of “<i>Budgeting Organization</i>”</p> <p>Vocabulary building</p> <ul style="list-style-type: none"> • Activity 1 • Explaining about budgeting

				kosong berdasarkan hasil bacaan		<p>basics</p> <ul style="list-style-type: none"> • Activity 2 <p>Follow-up Tenses (Simple future)</p> <ul style="list-style-type: none"> • Exercise
10	10	Banking	Mahasiswa dapat memahami isi bacaan tentang <i>The World Bank: History and Purpose</i>	<p>Mahasiswa dapat menghafalkan kosa kata yang berkaitan dengan bacaan <i>The World Bank: History and Purpose</i>.</p> <p>Mahasiswa dapat menjawab pertanyaan benar atau salah yang berhubungan dengan bacaan <i>The World Bank: History and Purpose</i>.</p> <p>Mahasiswa dapat mengisi percakapan rumpang berdasarkan audio yang didengar.</p> <p>Mahasiswa dapat mempraktikkan percakapan tentang <i>Transferring money</i> dengan temannya.</p> <p>Mahasiswa dapat memahami tenses <i>past continuous tense</i>.</p>	<p>Reading</p> <p>Listening</p> <p>Speaking</p>	<p>Read the following passage about <i>The World Bank: History and Purpose</i></p> <p>Vocabulary</p> <p>Comprehension: According to the text above, are the following statements below TRUE or FALSE? Write T if it is TRUE and write F if it is FALSE!</p> <p>Listening Section: Listen to the recording carefully and fill the blank of the text below based on the recording.</p> <p>Speaking section: practice the conversation below with your friend.</p>

						Follow up tenses: <i>future continuous tense</i> . Change the verbal sentence below into positive, negative and interrogative sentence based on the example above!
11	11	Business Letter	Mahasiswa dapat mengetahui tentang tipe-tipe <i>Business Letter</i> dan cara penulisannya	Mahasiswa dapat membuat sendiri surat/email business dengan melihat expression dan contoh yg sudah ada	Writing	How to write a business letter, useful expression, sample of business letter, practice Requesting materials, formal & informal expression, reading dialogue, practice Follow up tenses
12	12	Macro-Micro Economic	Mahasiswa dapat memahami isi bacaan tentang <i>macro-micro economic</i>	<ul style="list-style-type: none"> • Mahasiswa dapat mengetahui kosakata beerta artinya. • Mahasiswa dapat mendengarkana udio dan dapat mebuat kalimat berdasarkan dari audio. • Mahasiswa dapat mengeluarkan pendapat 	Reading Listening Speaking	<ul style="list-style-type: none"> • Read the following passage about “<i>macro-micro economic</i>” • Vocabulary • Listening Section: Listen to the audio carefully and write five sentences

				<p>tentang”<i>market forces</i>” didepan kelas.</p> <ul style="list-style-type: none"> • Mahasiswa dapat memahami tenses “<i>future perfect continuous</i>” 		<p>based on the audio!</p> <ul style="list-style-type: none"> • Speaking Section: Make of group consist of three students and then give your opinion about the text below! • Tenses “<i>future perfect continuous</i>”
13	13	Insurance	Mahasiswa diharap mampu memahami bacaan dan kosakata perihal <i>Insurance</i>	Mahasiswa diharap mampu menyimpulkan, mencari kata sinonim pada beberapa kata pilihan, mengisi dialog rumpang dengan baik dan benar serta menuliskan beberapa teks kosong berdasarkan hasil percakapan dari audio yang didengarkan.	<p>Reading</p> <p>Listening</p>	<ul style="list-style-type: none"> • Reading passage about example of “<i>Insurance</i>” • Vocabulary building • Activity 1 • Listen to the dialogue carefully, and fill the blank with the correct answer. • Activity 2 • Follow-up Tenses (Simple past Future) • Exercise
14	14	Islamic Economic	Mahasiswa dapat mengetahui tentang apa itu Islamic	Mahasiswa dapat menjawab pertanyaan yang sesuai denga isi	Reading	<p>Reading:</p> <p>Read the passage about What Is</p>

			Economics	bacaan		Islamic Economics? Vocabulary Comprehension: Answer the questions below! Writing: Write what you understand from the passage below!
--	--	--	-----------	--------	--	--

APPENDIX 7 LESSON PLAN

RENCANA PELAKSANAAN PEMBELAJARAN UNIT SATU		
I.	Subject	English for Management
II.	Bab	1
III.	Topic	Banking
IV.	Waktu	90 menit
V.	Tujuan Umum	Pembelajaran ini mempersiapkan mahasiswa untuk dapat berbicara, menulis, membaca dan mendengar tentang “Export-Import” secara efektif dengan percaya diri dalam berbahasa Inggris untuk meningkatkan kemampuan berbicara (speaking), menulis (writing), (reading), dan mendengar (listening) yang ada di dalam topik.
VI.	Tujuan Objektif	Setelah mempelajari materi ini mahasiswa dapat untuk: <ol style="list-style-type: none"> 1. Mahasiswa dapat mempraktikkan percakapan tentang “Transferring Money” dengan baik.

		<ol style="list-style-type: none"> 2. Mahasiswa dapat menyusun kata yang acak menjadi kalimat yang baik dan benar. 3. Mahasiswa dapat memahami bacaan tentang “the world bank: history and purpose” sehingga siswa mampu mengerjakan soal benar salah yang berkaitan dengan bacaan. 4. Mahasiswa mampu memberikan tanggapan benar atau salah pada pernyataan yang telah disediakan berdasarkan bacaan. 5. Mahasiswa dapat mengisi teks rumpang dengan benar berdasarkan dengan audio yang didengar.
VII.	Materi dan Peralatan	<ol style="list-style-type: none"> a. Handout b. Speaker c. Audio Player
VIII.	<p>Langkah-langkah/aktivitas: (70 menit)</p> <ol style="list-style-type: none"> 1. Dosen membuka pelajaran dan menyampaikan topik yang akan dipelajari (5 menit) 2. Dosen memerintahkan mahasiswa untuk mempraktekkan percakapan tentang “transferring money” dengan temannya. (15 menit) 3. Dosen memerintahkan mahasiswa untuk menyusun kata yang acak menjadi kalimat yang benar. (8 menit) 4. Dosen memerintahkan mahasiswa untuk mengumpulkan kalimat yang sudah disusun. (2 menit) 5. Dosen memerintahkan mahasiswa untuk membaca dan memahami isi bacaan (20 menit) 	

	6. Dosen memerintahkan mahasiswa untuk mengerjakan soal benar salah yang berkaitan dengan bacaan. (5 menit) 7. Dosen memerintahkan mahasiswa untuk mendengarkan audio dan mengisi percakapan yang rumpang. (15)
IX.	Evaluasi (10 menit) 1. Dosen memerintahkan mahasiswa untuk mengerjakan soal review tantang “Word Search” 2. Mahasiswa mencari kata yang disediakan dalam kotak.
X.	Tugas tambahan (10 menit) 1. Guru memberikan mahasiswa tugas tambahan untuk dikerjakan di rumah yaitu: a. Menterjemahkan semua kata yang berada di “Word Search” b. Mahasiswa memilih kata yang ada di “Word Search” dan membuat tiga kalimat. 2. Guru menutup pembelajaran.

Rencana Pelaksanaan Pembelajaran (RPP)		
I.	Subject	English for management
II.	Bab	2
III.	Topik	Official Travel
IV.	Waktu	90 menit
V.	Tujuan Umum	Pembelajaran ini mempersiapkan mahasiswa untuk dapat berbicara, menulis, membaca, dan mendengar tentang “Official Travel” secara efektif dan dengan percaya diri dalam bahasa inggris untuk meningkatkan kemampuan berbicara (speaking), menulis (writing), membaca (reading), dan mendengar (listening) yang ada dalam topik.
VI.	Tujuan Objektif	<p>Setelah itu mahasiswa diharapkan mampu untuk:</p> <ol style="list-style-type: none"> 1. Mahasiswa dapat melakukan percakapan dengan temannya dan mempraktikannya. 2. Mahasiswa dapat menyusun kalimat dengan benar. 3. Mahasiswa dapat memahami isi bacaan tentang “<i>Official Travel</i>”. 4. Mahasiswa dapat menjawab pertanyaan dengan benar. 5. Mahasiswa dapat mengisi teks rumpang berdasarkan audio yang didengarkan.

VII. Materi dan media pembelajaran	a. Handout b. Speaker c. Rekaman audio
VIII. Langkah-langkah/aktivitas: (70 menit)	<ol style="list-style-type: none"> 1. Dosen memperkenalkan topik yang akan dipelajari (5 menit) 2. Dosen memerintahkan mahasiswa untuk melakukan percakapan dengan temannya (15 menit) 3. Dosen memerintahkan mahasiswa untuk menyusun kata menjadi kalimat dengan benar (10 menit) 4. Dosen memerintahkan mahasiswa membaca serta memahami isi bacaan. “<i>Good Design Presentation</i>” (20 menit) 5. Setelah itu mahasiswa mengerjakan soal yang berkaitan dengan bacaan. (5 menit) 6. Dosen memerintahkan mahasiswa untuk mendengar audio dan mahasiswa mengisi taks rumpang. (15 menit)
IX. Evaluasi (10 menit)	<ol style="list-style-type: none"> 1. Dosen memerintahkan mahasiswa untk mengerjakan soal review tentang “word search Puzzle”. 2. Mahasiswa mencari kata yang disediakan dalam kotak.
X. Tugas tambahan (10 menit)	<ol style="list-style-type: none"> 1. Dosen memberikan mahasiswa tugas untuk dikerjakan di rumah 2. Dosen menutup pembelajaran

Rencana Pelaksanaan Pembelajaran (RPP)		
I.	Subject	English for Management
II.	Bab	3
III.	Topik	Budgeting Organization
IV.	Waktu	90 menit
V.	Tujuan Umum	Pembelajaran ini mempersiapkan mahasiswa untuk dapat berbicara, menulis, membaca, dan mendengar tentang “Budgeting Organization” secara efektif dan dengan percaya diri dalam berbahasa Inggris untuk meningkatkan kemampuan berbicara (speaking), menulis (writing), membaca (reading), dan mendengar (listening) yang disajikan pada setiap topik.
VI.	Tujuan Objektif	<p>Setelah itu mahasiswa diharapkan mampu untuk:</p> <ol style="list-style-type: none"> 1. Mahasiswa dapat melakukan percakapan dengan temannya dan mempraktikannya. 2. Mahasiswa dapat menyusun kata menjadi kalimat dengan benar. 3. Mahasiswa dapat memahami isi bacaan tentang “<i>Budgeting Organization</i>”. 4. Mahasiswa dapat menjawab pertanyaan dengan benar. 5. Mahasiswa dapat mengisi teks rumpang berdasarkan audio yang didengarkan.

<p>VII. Materi dan media pembelajaran</p>	<ol style="list-style-type: none"> 1. Handout 2. Speaker 3. Rekaman audio/video
<p>VIII. Langkah-langkah/aktivitas: (70 menit)</p> <ol style="list-style-type: none"> 1. Dosen memperkenalkan topik yang akan dipelajari (5 menit) 2. Dosen mengarahkan mahasiswa untuk melakukan percakapan dengan mahasiswa yang lain (15 menit) 3. Dosen mengarahkan mahasiswa untuk menyusun kata menjadi kalimat dengan baik dan benar (10 menit) 4. Dosen mengarahkan mahasiswa membaca serta memahami isi bacaan. "<i>Budgeting Organization</i>" (20 menit) 5. Setelah itu mahasiswa mengerjakan soal yang berkaitan dengan bacaan. (5 menit) 6. Dosen mengarahkan mahasiswa untuk mendengar audio dan mahasiswa mengisi teks rumpang. (15 menit) 	
<p>IX. Evaluasi (10 menit)</p> <ol style="list-style-type: none"> 1. Dosen mengarahkan mahasiswa untuk mengerjakan soal review tentang "word search Puzzle". 2. Mahasiswa mencari kata yang disediakan dalam kotak. 	
<p>X. Tugas tambahan (10 menit)</p> <ol style="list-style-type: none"> 1. Dosen memberikan mahasiswa tugas untuk dikerjakan di rumah 2. Dosen menutup pembelajaran 	

Rencana Pelaksanaan Pembelajaran (RPP)		
I.	Subject	English for Management
II.	Bab	4
III.	Topik	Export-Import
IV.	Waktu	90 menit
V.	Tujuan Umum	Pembelajaran ini mempersiapkan mahasiswa untuk dapat berbicara, menulis, membaca dan mendengar tentang “Eport-Import” secara efektif dengan percaya diri dalam berbahasa Inggris untuk meningkatkan kemampuan berbicara (speaking), menulis (writing), membaca (reading), dan mendengar (listening) yang ada di dalam topik.

<p>VI. Tujuan Objektif</p>	<p>Setelah mempelajari materi ini mahasiswa dapat untuk:</p> <ol style="list-style-type: none"> 1. Mahasiswa dapat mempraktekkan percakapan tentang “Export” dengan baik. 2. Mahasiswa dapat menyusun kata yang acak menjadi kalimat yang baik dan benar. 3. Mahasiswa dapat memahami bacaan tentang “the history of Exporting and Importing” sehingga mahasiswa mampu mengerjakan soal benar salah yang berkaitan dengan bacaan. 4. Mahasiswa mampu memberikan tanggapan benar atau salah pada pernyataan yang telah disediakan berdasarkan bacaan. 5. Mahasiswa dapat mengisi teks rumpang dengan benar berdasarkan dengan audio yang didengar
<p>VII. Materi dan Peralatan</p>	<ol style="list-style-type: none"> 1. Handout 2. Speaker 3. Audio Player
<p>VIII. Langkah-langkah/aktivitas: (70 menit)</p> <ol style="list-style-type: none"> 1. Dosen membuka pelajaran dan menyampaikan topik yang akan dipelajari (5 menit) 2. Dosen memerintahkan mahasiswa untuk mempraktekkan percakapan tentang “Export” dengan temannya. (15 menit) 3. Dosen memerintahkan mahasiswa untuk menyusun kata yang acak menjadi kalimat yang benar. (10 menit) 4. Dosen memerintahkan mahasiswa untuk membaca dan memahami isi bacaan (20 menit) 5. Dosen memerintahkan mahasiswa untuk mengerjakan soal benar salah yang berkaitan dengan bacaan. (5 menit) 	

	6. Dosen memerintahkan mahasiswa untuk mendengarkan audio dan mengisi percakapan yang rumpang. (15)
IX.	<p>Evaluasi (10 menit)</p> <ol style="list-style-type: none"> 1. Dosen memerintahkan mahasiswa untuk mengerjakan soal review tantang “Word Search” 2. Mahasiswa mencari kata yang disediakan dalam kotak.
X.	<p>Tugas tambahan (10 menit)</p> <ol style="list-style-type: none"> 1. Guru memberikan mahasiswa tugas tambahan untuk dikerjakan di rumah yaitu: 2. Menterjemahkan semua kata yang berada di “Word Search” 3. Mahasiswa memilih kata yang ada di “Word Search” dan membuat lima kalimat. 4. Guru menutup pembelajaran.

Rencana Pelaksanaan Pembelajaran

(RPP)

I. Subjek	English For Management
II. BAB	5
III. Topik	Business Organization
IV. Waktu	90 Menit
V. Deskripsi Pembelajaran	Pembelajaran ini mempersiapkan mahasiswa untuk dapat berbicara, menulis, membaca dan mendengar tentang “ <i>Business Organization</i> ” secara efektif dan dengan percaya diri dalam bahasa Inggris untuk meningkatkan kemampuan berbicara (speaking), menulis (writing), membaca (reading) dan mendengar (listening) yang ada didalam topik.
VI. Tujuan Pembelajaran	Setelah itu, mahasiswa diharapkan agar mampu: <ol style="list-style-type: none"> 6. Mempraktikkan percakapan tentang “<i>Business Angel</i>” dalam bentuk kelompok. 7. Menyusun kata yang acak menjadi kalimat yang utuh. 8. Memahami isi bacaan tentang “<i>Business Organization</i>”. 9. Memberikan tanggapan benar atau salah pada pernyataan yang telah disediakan berdasarkan bacaan. 10. Dapat mengisi teks rumpang berdasarkan rekaman audio yang diperdengarkan oleh dosen.
VII. Media Pembelajaran:	<ol style="list-style-type: none"> 1. Handout 2. Speaker 3. Rekaman Audio

<p>VIII. Langkah-Langkah/Aktivitas: (50 menit)</p> <ol style="list-style-type: none"> 1. Dosen memperkenalkan dan menjelaskan topik tentang “<i>Business Organization</i>” secara singkat, padat dan jelas. (10 menit) 2. Dosen memberikan gambaran singkat tentang “<i>Role Play</i>” dan membagi mahasiswa menjadi dua kelompok yaitu kelompok perempuan dan kelompok laki-laki. (10 menit) 3. Dosen memberikan penjelasan secara singkat, padat dan jelas tentang cara menyusun kata yang acak untuk menjadi kalimat yang utuh. (10 menit) 4. Dosen meminta kepada mahasiswa untuk membaca sebuah bacaan mengenai “<i>Types of Business Organization</i>”. (10 menit) 5. Dosen mempraktikkan cara pengucapan kosa kata yang tersedia secara yang berhubungan dengan bacaan sebelumnya secara baik dan benar . (10 menit) 	<p>IX. Evaluasi: (25 menit)</p> <ol style="list-style-type: none"> 1. Mahasiswa mempraktikkan “<i>Role Play</i>”berdasarkan teks yang tersedia pada handout. (5 menit) 2. Mahasiswa mengerjakan latihan menulis (writing) dalam bentuk menyusun kata bahasa Inggris yang acak menjadi sebuah kalimat bahasa Inggris yang baik dan benar. (10 menit) 3. Mahasiswa memberikan tanggapan pada pernyataan yang tersedia berdasarkan dengan bacaan “<i>Types of Business Organization</i>”. (5 menit) 4. Mahasiswa melengkapi teks bacaan rumpang berdasarkan rekaman audio yang diputarkan oleh dosen. (5 menit)
<p>X. Tugas Tambahan: (15 menit)</p> <ol style="list-style-type: none"> 1. Dosen menjelaskan cara untuk mencari kata pada salah satu bentuk permainan bahasa “<i>Words Search Puzzle</i>”. (10 menit) 2. Dosen memberikan tugas kepada mahasiswa untuk dikerjakan di rumah dalam bentuk “<i>Words Search Puzzle</i>” tentang <i>Business Organization</i> yaitu Investor sekaligus menutup pembelajaran. (5 menit) 	

Rencana Pelaksanaan Pembelajaran (RPP)		
I.	Subject	English for management
II.	Bab	6
III.	Topik	Business Law
IV.	Waktu	90 menit
V.	Tujuan Umum	Pembelajaran ini mempersiapkan mahasiswa untuk dapat berbicara, menulis, membaca, dan mendengar tentang “Business Law” secara efektif dan dengan percaya diri dalam bahasa Inggris untuk meningkatkan kemampuan berbicara (speaking), menulis (writing), membaca (reading), dan mendengar (listening) yang ada dalam topik.
VI.	Tujuan Objektif	<p>Setelah itu mahasiswa diharapkan mampu untuk:</p> <ol style="list-style-type: none"> 1. Membaca suatu topik dengan baik dan benar. 2. Menyusun kalimat dengan benar. 3. Memahami isi bacaan tentang “Business Law”. 4. Menjawab pertanyaan dengan benar. 5. Mengisi teks rumpang berdasarkan audio yang didengarkan.
VII.	Materi dan media pembelajaran	<ol style="list-style-type: none"> 1. Handout 2. Speaker 3. Rekaman audio

VIII.	Langkah-langkah/aktivitas: (70 menit) <ol style="list-style-type: none">1. Dosen memperkenalkan topik yang akan dipelajari (5 menit)2. Dosen memerintahkan mahasiswa untuk melakukan percakapan dengan temannya (15 menit)3. Dosen memerintahkan mahasiswa untuk menyusun kata menjadi kalimat dengan benar (10 menit)4. Dosen memerintahkan mahasiswa membaca serta memahami isi bacaan. “<i>Business Law</i>” (20 menit)5. Setelah itu mahasiswa mengerjakan soal yang berkaitan dengan bacaan. (5 menit)6. Dosen memerintahkan mahasiswa untuk mendengar audio dan mahasiswa mengisi teks rumpang. (15 menit)
IX.	Evaluasi (10 menit) <ol style="list-style-type: none">1. Dosen memerintahkan mahasiswa untuk mengerjakan soal review tentang “word search Puzzle”.2. Mahasiswa mencari kata yang disediakan dalam kotak.
X.	Tugas tambahan (10 menit) <ol style="list-style-type: none">1. Dosen memberikan mahasiswa tugas untuk dikerjakan di rumah2. Dosen menutup pembelajaran

**Rencana Pelaksanaan Pembelajaran
(RPP)**

I. Subjek	English For Management
II. BAB	7
III. Topik	Taxes
IV. Waktu	90 Menit
V. Deskripsi Pembelajaran	Pembelajaran ini mempersiapkan mahasiswa untuk dapat berbicara, menulis, membaca dan mendengar tentang “ <i>Taxes</i> ” secara efektif dan dengan percaya diri dalam bahasa Inggris untuk meningkatkan kemampuan berbicara (speaking), menulis (writing), membaca (reading) dan mendengar (listening) yang ada didalam topik.
VI. Tujuan Pembelajaran	Setelah itu, mahasiswa diharapkan agar mampu: <ul style="list-style-type: none"> 11. Mempraktikkan percakapan tentang “<i>Tax</i>” secara berpasangan. 12. Menyusun kata yang acak menjadi kalimat yang utuh. 13. Memahami isi bacaan tentang “<i>Taxation</i>”. 14. Memberikan tanggapan benar atau salah pada pernyataan yang telah disediakan berdasarkan bacaan. 15. Dapat mengisi teks rumpang berdasarkan rekaman audio yang diperdengarkan oleh dosen.
VII. Media Pembelajaran:	<ul style="list-style-type: none"> 4. Handout 5. Speaker 6. Rekaman Audio

VIII. Langkah-Langkah/Aktivitas: (60 menit)	<ol style="list-style-type: none"> 6. Dosen memperkenalkan dan menjelaskan topik tentang “<i>Taxes</i>” secara singkat, padat dan jelas. (10 menit) 7. Dosen memerintahkan mahasiswa agar mencari pasangan untuk mengisi percakapan yang rumpang dan kemudian mempraktikkannya. (15 menit) 8. Dosen memberikan penjelasan secara singkat, padat dan jelas tentang cara menyusun kata yang acak untuk menjadi kalimat yang utuh. (10 menit) 9. Dosen meminta kepada mahasiswa untuk membaca sebuah bacaan mengenai “<i>Taxation</i>” beserta kosa katanya. (15 menit) 10. Dosen mempraktikkan cara pengucapan kosa kata yang tersedia secara yang berhubungan dengan bacaan sebelumnya secara baik dan benar. (10 menit)
IX. Evaluasi: (25 menit)	<ol style="list-style-type: none"> 5. Mahasiswa melengkapi percakapan yang rumpang dan kemudian mempraktikkannya. (10 menit) 6. Mahasiswa mengerjakan latihan menulis (writing) dalam bentuk menyusun kata bahasa Inggris yang acak menjadi sebuah kalimat bahasa Inggris yang baik dan benar. (5 menit) 7. Mahasiswa memberikan tanggapan pada pernyataan yang tersedia berdasarkan dengan bacaan “<i>Taxation</i>”. (5 menit) 8. Mahasiswa melengkapi teks bacaan rumpang berdasarkan rekaman audio yang diputarkan oleh dosen. (5 menit)
X. Tugas Tambahan: (15 menit)	<ol style="list-style-type: none"> 3. Dosen menjelaskan cara untuk mencari kata pada salah satu bentuk permainan bahasa “<i>Words Search Puzzle</i>”. (10 menit)

4. Dosen memberikan tugas kepada mahasiswa untuk dikerjakan di rumah dalam bentuk “Words Search Puzzle” tentang Taxes sekaligus menutup pembelajaran. (5 menit)



Rencana Pelaksanaan Pembelajaran (RPP)		
I.	Subject	English for Management
II.	Bab	8
III.	Topik	Business Letter
IV.	Waktu	90 menit
V.	Tujuan Umum	Pembelajaran ini mempersiapkan mahasiswa untuk dapat berbicara, menulis, membaca, dan mendengar tentang “Business Letter” secara efektif dan dengan percaya diri dalam bahasa inggris untuk meningkatkan kemampuan berbicara (speaking), menulis (writing), membaca (reading), dan mendengar (listening) yang ada dalam topik.
VI.	Tujuan Objektif	<p>Setelah itu mahasiswa diharapkan mampu untuk:</p> <ol style="list-style-type: none"> 1. Mahasiswa dapat melakukan percakapan dengan temannya dan mempraktikannya. 2. Mahasiswa dapat menyusun kalimat menjadi paragraf dengan benar. 3. Mahasiswa dapat memahami isi bacaan tentang “Business Letter”. 4. Mahasiswa dapat menjawab pertanyaan dengan benar. 5. Mahasiswa dapat mengisi teks rumpang berdasarkan audio yang didengarkan.
VII.	Materi dan media pembelajaran	<ol style="list-style-type: none"> 1. Handout 2. Speaker 3. Rekaman audio

VIII.	<p>Langkah-langkah/aktivitas: (70 menit)</p> <ol style="list-style-type: none">1. Dosen memperkenalkan topik yang akan dipelajari (5 menit)2. Dosen memerintahkan mahasiswa untuk melakukan percakapan dengan temannya (15 menit)3. Dosen memerintahkan mahasiswa untuk menyusun kata menjadi kalimat dengan benar (10 menit)4. Dosen memerintahkan mahasiswa membaca serta memahami isi bacaan.(20 menit)5. Setelah itu mahasiswa mengerjakan soal yang berkaitan dengan bacaan. (5 menit)6. Dosen memerintahkan mahasiswa untuk mendengar audio dan mahasiswa mengisi taks rampung. (15 menit)
IX.	<p>Evaluasi (10 menit)</p> <ol style="list-style-type: none">1. Dosen memerintahkan iswa untk mengerjakan soal review tentang “word search puzzle”.2. Mahasiswa mencari kata yang disediakan dalam kotak.
X.	<p>Tugas tambahan (10 menit)</p> <ol style="list-style-type: none">1. Dosen memberikan mahasiswa tugas untuk dikerjakan di rumah2. Dosen menutup pembelajaran

Rencana Pelaksanaan Pembelajaran (RPP)		
I.	Subject	English for Manegement
II.	Bab	9
III.	Topik	Macro-Micco Economic
IV.	Waktu	90 menit
V.	Tujuan Umum	Pembelajaran ini mempersiapkan mahasiswa untuk dapat berbicara, menulis, membaca, dan mendengar tentang “macro-micro economic” secara efektif dan dengan percaya diri dalam bahasa inggris untuk meningkatkan kemampuan berbicara (speaking), menulis (writing), membaca (reading), dan mendengar (listening) yang ada dalam topik.
VI.	Tujuan Objektif	<p>Setelah itu murid diharapkan mampu untuk:</p> <ol style="list-style-type: none"> 1. Mahasiswa dapat melakukan percakapan dengan temannya dan mempraktikannya. 2. Mahasiswa dapat menyusun kata menjadi kalimat dengan benar. 3. Mahasiswa dapat memahami isi bacaan tentang “macro-micro economic”. 4. Mahasiswa dapat menjawab pertanyaan dengan benar. 5. Mahasiswa dapat mengisi teks rumpang berdasarkan audio yang didengarkan.
VII.	Materi dan media pembelajaran	<ol style="list-style-type: none"> 1. Handout 2. Speaker 3. Rekaman audio
VIII.	Langkah-langkah/aktivitas: (70 menit) <ol style="list-style-type: none"> 1. Dosen memperkenalkan topik yang akan dipelajari (5 menit) 	

	<ol style="list-style-type: none"> 2. Dosen memerintahkan mahasiswa untuk melakukan percakapan dengan temannya (15 menit) 3. Dosen memerintahkan mahasiswa untuk menyusun kata menjadi kalimat dengan benar (10 menit) 4. Dosen memerintahkan mahasiswa membaca serta memahami isi bacaan. (20 menit) 5. Setelah itu mahasiswa mengerjakan soal yang berkaitan dengan bacaan. (5 menit) 6. Dosen memerintahkan mahasiswa untuk mendengar audio dan mahasiswa mengisi taks rampung. (15 menit)
IX.	<p>Evaluasi (10 menit)</p> <ol style="list-style-type: none"> 1. Dosen memerintahkan iswa untk mengerjakan soal review tentang “word search”. 2. Mahasiswa mencari kata yang disediakan dalam kotak.
X.	<p>Tugas tambahan (10 menit)</p> <ol style="list-style-type: none"> 1. Dosen memberikan mahasiswa tugas untuk dikerjakan dirumah 2. Dosen menutup pembelajaran

Rencana Pelaksanaan Pembelajaran (RPP)		
I.	Subject	English for Management
II.	Bab	10
III.	Topik	Insurance
IV.	Waktu	90 menit
V.	Tujuan Umum	Pembelajaran ini mempersiapkan mahasiswa untuk dapat berbicara, menulis, membaca, dan mendengar tentang “Insurance” secara efektif dan dengan percaya diri dalam bahasa Inggris untuk meningkatkan kemampuan berbicara (speaking), menulis (writing), membaca (reading), dan mendengar (listening) yang dipersiapkan pada setiap topik.
VI.	Tujuan Objektif	<p>Setelah itu mahasiswa diharapkan mampu untuk:</p> <ol style="list-style-type: none"> 1. Mahasiswa dapat melakukan percakapan dengan temannya dan mempraktikannya. 2. Mahasiswa dapat menyusun kata menjadi kalimat kemudian menjadi paragraf dengan benar. 3. Mahasiswa dapat memahami isi bacaan tentang “<i>insurance</i>”. 4. Mahasiswa dapat menjawab pertanyaan dengan benar. 5. Mahasiswa dapat mengisi teks rumpang berdasarkan audio yang didengarkan.
VII.	Materi dan media pembelajaran	<ol style="list-style-type: none"> 1. Handout 2. Speaker 3. Rekaman audio/video

VIII.	<p>Langkah-langkah/aktivitas: (70 menit)</p> <ol style="list-style-type: none">1. Dosen memperkenalkan topik yang akan dipelajari (5 menit)2. Dosen mengarahkan mahasiswa untuk melakukan percakapan dengan mahasiswa lain (15 menit)3. Dosenmengarahkan mahasiswa untuk menyusun kata menjadi kalimat dengan benar (10 menit)4. Dosen mengarahkan mahasiswa membaca serta memahami isi bacaan.(20 menit)5. Setelah itu mahasiswa mengerjakan soal yang berkaitan dengan bacaan. (5 menit)6. Dosen mengarahkan mahasiswa untuk mendengar audio dan mahasiswa mengisi taks rampung. (15 menit)
IX.	<p>Evaluasi (10 menit)</p> <ol style="list-style-type: none">1. Dosen mengarahkan mahasiswa untk mengerjakan soal review tentang “word search puzzle”.2. Mahasiswa mencari kata yang disediakan dalam kotak.
X.	<p>Tugas tambahan (10 menit)</p> <ol style="list-style-type: none">1. Dosen memberikan mahasiswa tugas untuk dikerjakan di rumah2. Dosen menutup pembelajaran

Rencana Pelaksanaan Pembelajaran (RPP)		
I.	Subject	English for Management
II.	Bab	11
III.	Topik	Bargaining
IV.	Waktu	90 menit
V.	Tujuan Umum	Pembelajaran ini mempersiapkan mahasiswa untuk dapat berbicara, menulis, membaca, dan mendengar tentang “bargaining” secara efektif dan dengan percaya diri dalam bahasa Inggris untuk meningkatkan kemampuan berbicara (speaking), menulis (writing), membaca (reading), dan mendengar (listening) yang ada dalam topik.
VI.	Tujuan Objektif	<p>Setelah itu mahasiswa diharapkan mampu untuk:</p> <ol style="list-style-type: none"> 1. Mahasiswa dapat melakukan percakapan dengan temannya dan mempraktikannya. 2. Mahasiswa dapat menyusun kalimat dengan benar. 3. Mahasiswa dapat memahami isi bacaan tentang “Bargaining”. 4. Mahasiswa dapat menjawab pertanyaan dengan benar. 5. Mahasiswa dapat mengisi teks rumpang berdasarkan audio yang didengarkan.
VII.	Materi dan media pembelajaran	<ol style="list-style-type: none"> 1. Handout 2. Speaker

	3. Rekaman audio
VIII.	<p>Langkah-langkah/aktivitas: (70 menit)</p> <ol style="list-style-type: none"> 1. Dosen memperkenalkan topik yang akan dipelajari (5 menit) 2. Dosen memerintahkan mahasiswa untuk melakukan percakapan dengan temannya (15 menit) 3. Dosen memerintahkan mahasiswa untuk menyung kata menjadi kalimat dengan benar (10 menit) 4. Dosen memerintahkan mahasiswa membaca serta memahami isi bacaan.(20 menit) 5. Setelah itu mahasiswa mengerjakan soal yang berkaitan dengan bacaan. (5 menit) 6. Dosen memerintahkan mahasiswa untuk mendengar audio dan mahasiswa mengisi taks rampung. (15 menit)
IX.	<p>Evaluasi (10 menit)</p> <ol style="list-style-type: none"> 1. Dosen memerintahkan mahasiswa untk mengerjakan soal review tentang “word search”. 2. Mahasiswa mencari kata yang disediakan dalam kotak.
X.	<p>Tugas tambahan (10 menit)</p> <ol style="list-style-type: none"> 1. Dosen memberikan mahasiswa tugas untuk dikerjakan dirumah 2. Dosen menutup pembelajaran

Rencana Pelaksanaan Pembelajaran (RPP)		
I.	Subject	English for Management
II.	Bab	12
III.	Topik	Advertising
IV.	Waktu	90 menit
V.	Tujuan Umum	Pembelajaran ini mempersiapkan mahasiswa untuk dapat berbicara, menulis, membaca, dan mendengar tentang “ <i>Advertising</i> ” secara efektif dan dengan percaya diri dalam bahasa inggris untuk meningkatkan kemampuan berbicara (speaking), menulis (writing), membaca (reading), dan mendengar (listening) yang ada dalam topik.
VI.	Tujuan Objektif	<p>Setelah itu mahasiswa diharapkan mampu untuk:</p> <ol style="list-style-type: none"> 1. Mahasiswa mampu melakukan sebuah diskusi kelompok kecil tentang “<i>Advertising</i>” dengan menggunakan pertanyaan bantuan sebagai perangsang ide-ide mahasiswa terhadap topik diskusi. 2. Mahasiswa mampu menyusun kalimat pertanyaan dari kata-kata yang acak berdasarkan kata bantu yang sesuai. 3. Mahasiswa mampu memahami isi bacaan tentang “<i>Advertising</i>” dengan bantuan kosakata yang tersedia. 4. Mahasiswa mampu menjawab pertanyaan pemahaman dengan benar. 5. Mahasiswa mampu mengisi teks rumpang berdasarkan audio yang didengarkan.
VII.	Materi dan media	<ol style="list-style-type: none"> 1. Handout 2. Studikasus

pembelajaran	3. Speaker 4. Rekaman audio
VIII.	Langkah-langkah/aktivitas: (70 menit) <ol style="list-style-type: none"> 1. Dosen memperkenalkan topik yang akan dipelajari (5 menit) 2. Dosen melemparkan beberapa pertanyaan kepada mahasiswa untuk dijadikan acuan bahan diskusi (20 menit) 3. Dosen menginstruksikan mahasiswa untuk membaca serta memahami isi bacaan.(20 menit) 4. Setelah itu mahasiswa mengerjakan soal yang berkaitan dengan bacaan. (10 menit) 5. Dosen menginstruksikan mahasiswa untuk mendengar audio dan mahasiswa mengisi teks rumpang. (15 menit)
IX.	Evaluasi (10 menit) <ol style="list-style-type: none"> 1. Dosen menginstruksikan mahasiswa untuk mengerjakan soal review tentang “<i>word search</i>”. 2. Mahasiswa mencari kata yang disediakan dalam kotak.
X.	Tugas tambahan (10 menit) <ol style="list-style-type: none"> 1. Dosen memberikan mahasiswa tugas studi kasus untuk dikerjakan dirumah secara kelompok. 2. Dosen menutup pembelajaran

Rencana Pelaksanaan Pembelajaran (RPP)		
I.	Subject	English for Management
II.	Bab	13
III.	Topik	E- Commerce
IV.	Waktu	90 menit
V.	Tujuan Umum	Pembelajaran ini mempersiapkan mahasiswa untuk dapat berbicara, menulis, membaca, dan mendengar tentang “ <i>E- Commerce</i> ” secara efektif dan dengan percaya diri dalam bahasa Inggris untuk meningkatkan kemampuan berbicara (speaking), menulis (writing), membaca (reading), dan mendengar (listening) yang ada dalam topik.
VI.	Tujuan Objektif	<p>Setelah itu mahasiswa diharapkan mampu untuk:</p> <ol style="list-style-type: none"> 1. Mahasiswa mampu mendeskripsikan sebuah gambar yang ditentukan pada sebuah tema “<i>Belanja online</i>” dengan menggunakan kosa-kata bantu dan pertanyaan yang tersedia secara berpasangan sesama mahasiswa atau mahasiswi. 2. Mahasiswa mampu menyusun kembali sebuah paragraf acak menjadi paragraf-paragraf yang berkaitan dengan melengkapi kata kerja bantu bahasa Inggris pada setiap kalimat yang belum lengkap. 3. Mahasiswa mampu menyusun beberapa paragraf yang acak tentang “E-Commerce” serta memahami isi bacaan dengan pemanfaatan gambar yang tersedia dan kosa-kata yang tersedia.

	4. Mahasiswa dapat mengisi teks rumpang berdasarkan audio yang didengarkan.
VII. Materi dan media pembelajaran	<ol style="list-style-type: none"> 1. Handout 2. Speaker 3. Rekaman audio 4. LCD
<p>VIII. Langkah-langkah/aktivitas: (70 menit)</p> <ol style="list-style-type: none"> 1. Dosen memperkenalkan topik yang akan dipelajari (5 menit) 2. Dosen menginstruksikan mahasiswa untuk menentukan pasanganlaki-laki sesama laki-laki dan begitupun sebaliknya (5 menit) 3. Dosen memberikan peluang waktu bagi setiap pasangan mahasiswa untuk mendeskripsikan gambar yang telah dicermati dengan menggunakan kosa-kata bantu dan pertanyaan yang tersedia (20 menit) 4. Dosen menginstruksikan mahasiswa untuk menulis kembali paragraph yang tersedia dengan kata bantu yang sesuai.(10 menit) 5. Dosen menginstruksikan mahasiswa untuk menyusun paragraf yang acak dengan kosa kata bantu dan gambar yang tersedia. (20 menit) 6. Dosen menginstruksikan mahasiswa untuk mendengar audio dan mahasiswa mengisi teks rumpang. (10 menit) 	
<p>IX. Evaluasi (10 menit)</p> <ol style="list-style-type: none"> 1. Dosen mengintruksikan masiswa untk mengerjakan soal review tentang “<i>word search</i>”. 2. Mahasiswa mencari kata yang disediakan dalam kotak. 	
<p>X. Tugas tambahan (10 menit)</p> <ol style="list-style-type: none"> 1. Dosen memberikan mahasiswa tugas untuk dikerjakan di rumah 2. Dosen menutup pembelajaran 	

Rencana Pelaksanaan Pembelajaran (RPP)	
I. Subject	English for Management
II. Bab	14
III. Topik	Islamic Economic
IV. Waktu	90 menit
V. Tujuan Umum	Pembelajaran ini mempersiapkan mahasiswa untuk dapat berbicara, menulis, membaca, dan mendengar tentang “Islamic Economic” secara efektif dan dengan percaya diri dalam bahasa Inggris untuk meningkatkan kemampuan berbicara (speaking), menulis (writing), membaca (reading), dan mendengar (listening) yang ada dalam topik.
VI. Tujuan Objektif	<p>Setelah itu mahasiswa diharapkan mampu untuk:</p> <ol style="list-style-type: none"> 1. Membaca suatu topik beserta kosakatanya dengan baik dan benar. 2. Menyusun kalimat dengan benar. 3. Memahami isi bacaan tentang “Islamic Economic”. 4. Menjawab pertanyaan dengan benar. 5. Mengisi teks rumpang berdasarkan audio yang didengarkan.
VII. Materi dan media pembelajaran	<ol style="list-style-type: none"> 1. Handout 2. Speaker 3. Rekaman audio
VIII. Langkah-langkah/aktivitas: (70 menit)	<ol style="list-style-type: none"> 1. Dosen memperkenalkan topik yang akan dipelajari (5 menit) 2. Dosen memerintahkan mahasiswa untuk melakukan percakapan

	<p>dengan temannya (15 menit)</p> <ol style="list-style-type: none">3. Dosen memerintahkan mahasiswa untuk menyusun kata menjadi kalimat dengan benar (10 menit)4. Dosen memerintahkan mahasiswa membaca serta memahami isi bacaan.(20 menit)5. Setelah itu mahasiswa mengerjakan soal yang berkaitan dengan bacaan. (5 menit)6. Dosen memerintahkan mahasiswa untuk mendengar audio dan mahasiswa mengisi teks rampung. (15 menit)
IX.	<p>Evaluasi (10 menit)</p> <ol style="list-style-type: none">1. Dosen memerintahkan mahasiswa untuk mengerjakan soal review tentang “word search puzzle”.2. Mahasiswa mencari kata yang disediakan dalam kotak.

Appendix 8

Product Design



UNIVERSITAS ISLAM NEGERI

AR-**RA**NIRY
MAKASSAR



Unit 12

E-Commerce



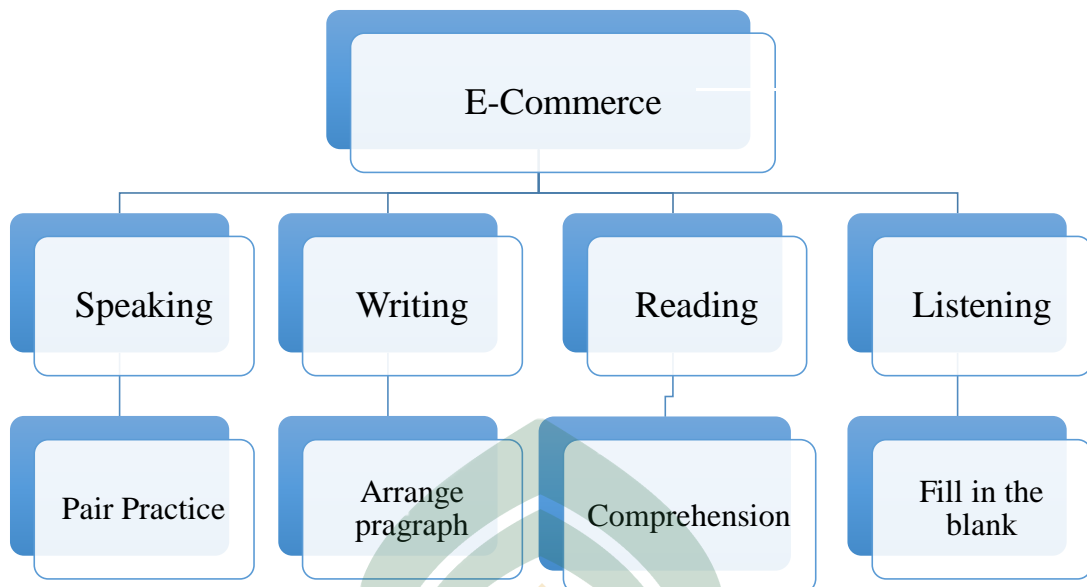
ENGLISH FOR MANAGEMENT

UNIVERSITAS ISLAM NEGERI

E-COMMERCE

Mind Mapping





The Lesson Achievement

This lesson prepared for the students to be able to mastering the four skills effectively and confidently in apply the English language. This lesson can increase the students' ability in Speaking, Reading, Listening and Writing. After learning this lesson, the students expected to be able:

9. Practice the conversation effectively with their friend.
10. Understand the passage and answer the question related with the passage.
11. Fill in the blank test based on the recording audio.
12. Arrange the provided words into the correct sentenc

Unit 12

E-Commerce

SPEAKING

C. Directions: Describe the pictures below. By utilizing [Helpful Vocabulary] in the box if you need help.



- Product catalogue **prod·uct cat·a·log** - 'prɒdʌkt 'kætlɒg, - ʌg - *noun* – produk catalog
- Advertisement banner **ad·ver·tise·ment ban·ner** ,ædvə'taɪzmənt bænə - *noun* - spanduk periklanan
- Internet **In·ter·net** 'ɪnʒə,net - *noun* – Internet
- Bargain hunter **bar·gain hunt·er** - 'bɑːɡən 'hʌnʒə - *noun* – orang yang berburu barang dengan harga murah
- Compare **com·pare** - kəm'per - *verb* - membandingkan
- Available **a·vail·a·ble** - ə'veɪləbəl - *adjective* - Tersedia
- Website browser **web·site brows·er** - 'websaɪt 'braʊzə - *noun* – situs pencarian

D. Answering the questions below by discussion with your couple

1. Who can you see in the picture?
2. What is he doing? Describe the activity.
3. What tool is he using?
4. What is he hunting in web browser?
5. How can he seek his commodity?
6. what will he purchase?
7. where is he?

READING

C. Read and arrange the paragraphs below by utilizing the available pictures.



{ 1 }



{ 2 }



{ 3 }



{ 4 }

{....} The checkout system allows the customers to select products by clicking an “ add items to cart “ button and then enables them to pay for these products.

{....} The product catalogue is made up of all the information needed to present any product to the customer and to complete a sales transaction online. Information to be includes the price, identification number, image or other multimedia information, product options or choices.

{....} There are three payment processing options: 1) Third party payment processing are services offer an alternative to obtaining an internet merchant account. The advantage of this alternative is that it is possible to start selling online more quickly and easily. There are registration, transaction and monthly

fees attached. There may also be a longer holdback period before the balance of a sale is turned over to the merchant., 2) Internet merchant account is an account issued by a financial institution that enables a business to accept credit card payments online. Businesses must obtain a separate internet merchant account for each type of credit card they wish to accept (e.g. VISA, Mastercard, American express), 3) Manual credit card processing is a process that we can set up an e-commerce website where users can order online, but we process credit cards manually rather than rely on online payment processing options. With this option, credit card information can be obtained through a secure server and the transaction can be processed manually.

{....} A Shopping list (i.e. list of selected products) allows user to track the items they want to purchase. A shopping cart image is generally used to show what items the shopper has selected for purchase. In order for the shopping cart to function properly the user's computer must be set to allow "cookies".

D. Vocabulary

Read the following words below to know the meaning of the vocabulary in the text!

- Allow- al·low-ə'laʊ-verb-
membolehkan
- Product- prod·uct- 'prɒdʌkt-noun-
hasil
- Enable- en·a·ble-ɪ'neɪbəl-verb-
memungkinkan
- Customer- cus·tom·er- 'kʌstəmər-
noun-pelanggan
- C... m'plɪt-
a

LISTENING

- Payment- pay·ment-'peɪmənt-noun-
pembayaran
- Merchant- mer·chant-'mɜːtʃənt-noun-
pedagang
- Balance- bal·ance-'bæləns-noun-
keseimbangan
- Sale- sale-seɪl-noun-penjualan
- Accept- ac·cept-ək'sept-verb-menerima
- Rely- re·ly-ri'laɪ-verb-mempertanyakan

Listen to the recording carefully and fill in the blank of the text below based on the recording!

I think the Internet is the greatest _____. Think how it has changed the world. So much information is out there. _____ changed my life. I can chat with friends, download music, buy books and _____ I need for my homework. It took days or _____ any of these things before the Internet. I spend hours every day online. I think I _____ too long. I'm sure _____ computer screen all day isn't good for my eyes. I think it's also _____. I need to exercise a little more. The only thing I don't like about the Internet _____ be dangerous. I don't really _____ personal information online, especially on _____ sites like Facebook.

WRITING

Re-arranging the paragraph below by completing the verb agreement each paragraph.

There... (*is/are*) three payment processing options:

...) Internet merchant account (*are/is/be*)... an account issued by a financial institution that enables a business to accept credit card payments online. Businesses must obtain a separate internet merchant account for each type of credit card they wish to accept (e.g. VISA, Mastercard, American express),

...) Third party payment processing are services offer an alternative to obtaining an internet merchant account. The advantage of this alternative... (*are/is*) that it (*is/are*)... possible to start selling online more quickly and easily. There... (*is/are*) registration, transaction and monthly fees attached. There may also be a longer holdback period before the balance of a sale... (*is/be/are*) turned over to the merchant., Internet merchant account (*are/is/be*)... an account issued by a financial institution that enables a business to accept credit card payments online. Businesses must obtain a separate internet merchant account for each type of credit card they wish to accept (e.g. VISA, Mastercard, American express),

...) Manual credit card processing ...*(be/is/are)* a process that we can set up an e-commerce website where users can order online, but we process credit cards manually rather than rely on online payment processing options. With this option, credit card information can be obtained through a secure server and the transaction can be processed manually.

Review



Word Search Puzzle

Find out 23 words below in the box. Words are placed horizontally, vertically and diagonally, both forwards and back-to-front. There are also lots of overlaps between words so you will need a keen eye to spot all the words and solve the puzzles!

E-Commerce


F	M	P	G	N	I	S	W	O	R	B	Y	S	U	C
B	G	G	S	F	A	K	G	O	G	L	E	O	O	
C	Q	E	R	A	M	E	S	F	N	P	E	N	P	M
O	F	L	E	H	A	Y	H	O	B	W	V	I	T	P
M	A	B	S	G	R	W	O	C	L	E	I	G	I	E
P	C	A	I	N	K	O	P	U	R	N	S	N	M	T
E	E	T	T	I	E	R	P	S	P	R	I	E	I	I
T	B	I	R	D	T	D	I	D	L	R	B	H	Z	T
I	O	F	E	N	I	O	N	A	A	E	I	C	A	I
T	O	O	V	A	N	C	G	R	C	M	L	R	T	O
I	K	R	D	R	G	R	C	E	E	O	I	A	I	N
V	U	P	A	B	H	C	A	N	M	T	T	E	O	A
E	G	T	O	O	L	S	R	N	E	S	Y	S	N	B

N	E	T	W	O	R	K	T	A	N	U	G	O	L	B
C	I	F	F	A	R	T	S	B	T	C	X	Q	A	U
ADVERTISERS					KEYWORD					CUSTOMER				
BANNERADS					MARKETING					FACEBOOK				
BLOG					NETWORK					FOCUS				
BRANDING					OPTIMIZATION					GOOGLE				
BROWSING					PLACEMENT					TOOLS				
COMPETITION					PROFITABLE					TRAFFIC				
COMPETITIVE					SEARCHENGINES					VISIBILITY				
CONVERSIONRAT										SHOPPINGCARTS				



Unit 11

International Advertising



```
graph TD; IA[International Advertising] --> S[Speaking]; IA --> W[Writing]; IA --> R[Reading]; IA --> L[Listening]; S --> PP[Pair Practice]; W --> AW[Arrange words]; R --> C[Comprehension]; L --> FIB[Fill in the blank]
```

International Advertising

- Speaking
 - Pair Practice
- Writing
 - Arrange words
- Reading
 - Comprehension
- Listening
 - Fill in the blank

ACHIEVEMENT

prepared for the students to be able to master

13. Practice the conversation effectively with their friend.
14. Understand the passage and answer the question related with the passage.
15. Fill in the blank test based on the recording audio.

16. Arrange the provided words into the correct sentence.

Unit 11

Advertising

SPEAKING

Directions: Answer the questions below, then compare your answer with your friend's and discuss them.

4. What do you have in mind when you hear or read the word advertisement?
State words or ideas you have in your mind.
5. What media are used for advertisement? State words or ideas you have in your mind.
6. Define the following ways of advertisement? State words or ideas you have in your mind.

A poster on a billboard (hoarding)

Classified advertisement in newspaper

A cinema advertisement

Radio commercial

A TV commercial

Sponsorship

Sandwich-board man

READING

C. Read the following passage

ADVERTISING

The progress of advertising during the twentieth century has been so remarkable as quite to overshadow its earlier development. In fact, its rapid progress has caused many people to accuse this branch of marketing of being new and experimental, and to overlook the part it played in the earlier growth of business. The truth is that advertising has been associated with the selling of goods for more than two centuries.

Advertisement is a public promotion of something as a product, service, business, or event in order to attract or increase interest in it. The purpose of advertising is to inform consumers about the existence and benefits of products and services, and attempts to persuade them to buy them. Word-of-mouth advertising is probably the best form of advertising. It occurs when people tell their friends about the benefits of products or services that they have purchased.

In the minds of public, the articles bought had usually been associated with the merchant who sold them, and not with the manufacturer who made them. This condition changed, for the necessity of enormous investments in manufacture brought with it the necessity of more definite touch with the consumer, which could be secured most economically through the use of advertising. Some means of identification of the manufacturer's goods by the consumer also became necessary, and consequently the trade mark. The appearance of the package, etc, were affected to an unusual degree.



The enormous development of manufacturing units was the primary cause of the recent impetus given to advertising in modern diversified lines of industry. This future obligation demanded a more definite control of business than the sale to a distributor or the marketing of an unidentified product would give. As a consequence, an appeal to the consumer, giving individuality and identity to the particular product, became a necessary part of the sales proceedings.

D. Vocabulary

Read the following words below to know the meaning of the vocabulary in the text!

- Remarkable- **re**•**mark**•**a**•**ble**-
rɪ'**m**arkəbəl-**adjective**-luarbiasa
- Accuse- **ac**•**cuse**-ə'**kyuz**-**verb**-menuduh
- Branch- **branch**-bræntʃ-**noun**-cabang
- Overlook- **o**•**ver**•**look**-,oʊvə'**lok**-**verb**-
melupakan
- Growth- **growth**-groʊθ-**noun**-
pertumbuhan
- Public- **pub**•**lic**-**p**ʌblɪk-**adjective**-**umum**
- Choice- **choice**-tʃɔɪs-**noun**-**pilihan**

- Increase- **in**•**crease**-**ɪn**'**kris**-**verb**-
meningkatkan
- Existence- **ex**•**ist**•**ence**-ɪg'**zɪstəns**-**noun**-
adanya
- Benefit- **ben**•**e**•**fit**-**ben**əfɪt-**noun**-**manfaat**
- Manufacturer- **man**•**u**•**fac**•**tur**•**er**-
,mænyə'**fæktʃərə**-**noun**-pengusahapabrik
- Definite- **def**•**i**•**nite**-**d**əfəɪnɪt-**adjective**-**pasti**
- Advertising- **ad**•**ver**•**tis**•**ing**-**æd**və'taɪzɪŋ-
noun-**periklanan**

C. Comprehension

1. What is the rapid progress toward the growth business in twentieth century?
2. What does advertising inform?
3. What is the best form of advertising?
4. What is the condition effect by using advertising in twentieth century?
5. What causes the recent impetus given to advertising in modern diversified lines of industry .

LISTENING

Listen to the recording carefully and fill in the blank of the text below based on the recording!

What is advertising? Is it _____ truth or is it making things look better than they really are? _____ lying? Companies pay a lot of money for adverts. Some of the ads you see _____ magazines look like art. The commercials on TV look like mini movies. Do they really change our _____ ? Do adverts make you buy things? I think some advertising is a form of lying. Is BMW really “The _____ driving _____ ” like they say in their ads? British Airways used to say they were “The world’s _____ airline,” but had to stop saying it because it wasn’t true. Personally, I get _____ watching ads on television. They always _____ a good programme. I like ads in magazines. They’re usually _____ interesting.

WRITING

Make the question by re-arranging the random word below based on verb agreement.

Example : Today – you – (**does/do**) – what – advertise ?

What do you advertise today ?

5. Advertisement – Indonesia – what – (**are/is**) – the – popular – in - ?

Answer:

6. Your – (**do/does**) – advertise – ever – product – you - ?

Answer:

7. Of – use – (**did/are/is**) – what – kind – you – advertisement - ?

Answer:

8. Indonesia – much – advertisement – efficient – in – how – (**is/be/are**) - ?

Answer:





Review

Word Search Puzzle

Find out 20 words below in the box. Words are placed horizontally, vertically and diagonally, both forwards and back-to-front. There are also lots of overlaps between words so you will need a keen eye to spot all the words and solve the puzzles!

Advertising and Marketing Vocabulary

S	P	I	E	I	P	R	I	C	I	N	G	W	A
P	R	E	S	S	A	P	R	I	N	T	R	E	M
C	D	S	F	E	A	T	U	R	E	S	S	B	A
O	M	K	O	O	B	E	C	A	F	N	D	S	S
M	O	B	N	T	R	I	L	E	B	I	O	I	S
M	T	R	I	E	I	P	D	R	B	N	S	T	M
E	I	O	F	E	G	A	K	C	A	P	P	E	A
R	O	C	I	C	O	M	M	U	N	I	T	Y	I
C	N	H	L	S	G	R	M	C	N	S	K	A	L
I	A	U	I	N	T	E	R	N	E	T	E	G	I
A	L	R	T	O	P	S	V	T	R	S	G	O	N
L	E	E	B	I	L	L	B	O	A	R	D	A	G
T	I	B	A	D	G	E	R	E	T	T	I	W	T
T	O	F	I	N	A	L	A	R	T	W	O	R	K

BANNER
PRINT
BROCHURE
FACEBOOK
MASS MAILING
PROMOTIONAL
BADGE
FINAL ARTWORK
TV SPOT
COMMUNITY
PRICING
FEATURES
BILLBOARD
COMMERCIAL
INTERNET
WEBSITE
PACKAGE
TWITTER
PRESS
SEO

Play this puzzle online at: <http://thewordsearch.com/puzzle/85267/>

ALA UDDIN
M A K A S S A R

APPENDIX 9
DOCUMENTATION







CURRICULUM VITAE

The writer, Muhammad Qurays, was born on October, 28th 1993 in Sungguminasa, Gowa, South Sulawesi. He has one brother and one sister. He is the first child of Kamaruddin and Hasmi.



In 1998, he started his education in TK Kosgoro Gowa and graduated in 1999. He continued his study in SDN Kalukuang Gowa and graduated in 2005. He continued his study in Darussalam Gontor Modern Islamic Boarding School Kabupaten Ponorogo and graduated in 2011.

In following years, he continued his study at State Islamic University (UIN) Alauddin Makassar as English language teaching student started 2013 until 2017.