

**DESIGNING AN ENGLISH LEARNING TEXT BOOK NUANCED  
ISLAMIC MATERIALS FOR PIBAS' PROGRAM IN ALAUDDIN STATE  
ISLAMIC UNIVERSITY MAKASSAR**



**Submitted in Partial Fulfillment of the Requirements for the Degree of  
Sarjana Pendidikan in English Education Department of  
Tarbiyah and Teaching Science Faculty of  
UIN Alauddin Makassar**

**M A K A S S A R**

**By:**

**TAJIRAH UMAJJAH**

**Reg. Number: 20400113066**

**ENGLISH EDUCATION DEPARTMENT  
TARBIYAH AND TEACHING SCIENCE FACULTY  
ALAUDDIN STATE ISLAMIC UNIVERSITY  
OF MAKASSAR**

**2017**


## PERNYATAAN KEASLIAN SKRIPSI

Mahasiswa yang bertanda tangan dibawah ini:

Nama : Tajirah Umajjah  
NIM : 20400113066  
Tempat/Tgl. Lahir : Bantaeng, 18 Juni 1995  
Jur/Prodi/Konsentrasi : Pendidikan Bahasa Inggris  
Fakultas/Program : Tarbiyah dan Keguruan  
Alamat : Poros Samata, Gowa  
Judul : *“Designing an English Learning Text Book Nuanced Islamic Materials for PIBAs’ Program in Alauddin State Islamic University of Makassar”*

Menyatakan dengan sesungguhnya dan penuh kesadaran bahwa skripsi ini adalah benar hasil karya sendiri. Jika dikemudian hari terbukti bahwa ini merupakan duplikat, tiruan, plagiat, atau dibuat oleh orang lain, sebagian atau seluruhnya, maka skripsi dan gelar yang diperoleh karenanya batal demi hukum.

UNIVERSITAS ISLAM NEGERI Gowa,  
**ALAUDDIN**  
M A K A S S A R  
Penyusun,

  
Tajirah Umajjah  
NIM: 20400113066

## PENGESAHAN SKRIPSI

Skripsi yang berjudul, "*Designing an English Learning Textbok Nuanced Islamic Materials for PIBAs' Program in Alauddin State Islamic University Makassar*", yang disusun oleh **Tajirah Umajjah NIM: 20400113066**, mahasiswa Jurusan Pendidikan Bahasa Inggris pada Fakultas Tarbiyah dan Keguruan UIN Alauddin Makassar, telah diujikan dan dipertahankan dalam sidang munaqasyah yang diselenggarakan pada hari Kamis, Tanggal **23 November 2017** bertepatan pada Tanggal **4 Rabil Awal 1439 H**, dinyatakan telah dapat diterima sebagai salah satu syarat untuk memperoleh gelar Sarjana Pendidikan (S.Pd) pada Fakultas Tarbiyah dan Keguruan, Jurusan Pendidikan Bahasa Inggris dengan beberapa perbaikan.

Samata-Gowa, 23 November 2017

4 Rabiul Awal 1439 H.

### DEWAN PENGUJI

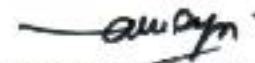
(SK.Dekan No. 2701 Tertanggal 23 November 2017)

Ketua : Dr. Kamsinah, M.Pd.I.  
Sekretaris : Sitti Nurpahmi, S.Pd., M.Pd.  
Munaqisy I : Dr. Hj. Mardiana, M.Hum  
Munaqisy II : Dr. Muhammad Yaumi M. Hum., M.A.  
Pembimbing I : Sitti Nurpahmi, S.Pd., M.Pd.  
Pembimbing II: Nur Aliyah Nur S.Pd.I., M.Pd.



Mengetahui :

Dekan Fakultas Tarbiyah dan Keguruan  
UIN Alauddin Makassar

  
Dr. H. Muhammad Amri, Lc., M.Ag.  
NIP: 19730120 200312 1 001


## PERSETUJUAN PEMBIMBING

Pembimbing penulisan skripsi saudari **Tajirah Umajjah**, NIM: 20400113066 mahasiswa Jurusan Pendidikan Bahasa Inggris pada Fakultas Tarbiyah dan Keguruan UIN Alauddin Makassar, setelah meneliti dan mengoreksi secara seksama skripsi yang bersangkutan dengan judul *“Designing an English Learning Text Book Nuanced Islamic Materials for PIBAs’ Program in Alauddin State Islamic University of Makassar”* memandang bahwa skripsi tersebut telah memenuhi syarat-syarat ilmiah dan dapat disetujui ke sidang munaqasah.

Gowa, 15 November 2017

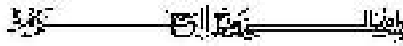
Pembimbing I

Pembimbing II

  
**Sitti Nurpahmi, S.Pd., M.Pd.**  
**NIP. 19700619 199403 2 001**

  
**Nuf Aliyah Nur, S. Pd. L., M. Pd.**  
**NUPN. 9920100172**

## ACKNOWLEDGEMENT



*Alhamdulillah RabbilAlamin*, the researcher would like to express her deepest gratitude to the almighty Allah SWT, the only provider, the most merciful who gives His guidance, blessing, opportunity, inspiration to terminate this thesis, and good health for all time to conduct the writing of this thesis. Also *shalawat* and *salam* are always delivered to our great Prophet Muhammad SAW who has brought us from the stupidity to the cleverness era.

During the writing of the thesis, the researcher received much assistance from a number of people, for their valuable guidance, correction, suggestion, advice and golden support. Without them, the writing of this thesis would never been possibly completed. Hence, the writer would like to express his deepest thanks to the following people, especially to:

1. The researcher's father, **Abu Umajjah, S.Ag.**, he is the Hero, the king, and her lovely mother **Nurjannah** the prittiest woman in this world who always pray, encourage, educate, and provide countless material supports, so that she could finish this thesis writing and her study in UIN Alauddin Makassar.
2. **Prof. Dr. Musafir Pababbari, M.Si.** The Rector of Alauddin State Islamic University of Makassar.
3. **Dr. H. Muhammad Amri, Lc.,M.Ag.** The Dean and all of the staff of Tarbiyah and Teaching Science Faculty in Alauddin State Islamic University of Makassar.

4. **Dr. Kamsinah, M.Pd.I.** the Head of English Education Department, Tarbiyah and Teaching Science Faculty in Alauddin State Islamic University of Makassar.
5. **Sitti Nurpahmi, S.Pd., M.Pd.** the Secretary of English Education Department, and also the first researcher's consultant, who have aided, helped, and guided researcher during the writing of her thesis.
6. The second researcher's consultants, **Nur Aliyah Nur, S.Pd.I., M.Pd.**, who have helped, guided, and supported the researcher during finishing her thesis.
7. All of the lecturers of Tarbiyah and Teaching Science Faculty in Alauddin State Islamic University of Makassar for their guidance during her study.
8. The researcher's brothers and sisters in **NGC (New Generation Club)**, **IKAMABSII (Ikatan Mahasiswa Bahasa dan Sastra Inggris se-Indonesia)**, **IELTS REPUBLIC**, who always support the writer to finish her thesis.
9. My lovely sister **Nur Thahirah Umajjah, S.Pd., M.Pd.** who becomes her reminder to finishing her study as soon as possible.
10. Her really best friends; **Husni Mubarak, Asyrah, Sri Rahmayani**, for their sincere friendship and support during the writing of this thesis.
11. The researcher's classmates in English Education Department, PBI 3 and 4 in Academic Year 2013.
12. The researchers' best partner in life **Muhammad Irfan**, for providing her with unfailing support and continuous encouragement throughout her years of study and through the process of researching and writing this thesis. This accomplishment truly would not have been possible without him. Thank you.

13. All of the people around the researcher's life who could not mention one by one by the researcher that have given a big inspiration, motivation, spirit and do'a to her.

The researcher realizes that the writing of this thesis is far from perfect. Remaining errors are the writer's own; therefore, constructive criticisms and suggestions will be highly appreciated. May all our/the efforts are blessed by Allah SWT. *Aamiin.*



**The researcher,**

A handwritten signature in black ink, appearing to read 'Tajirah Umajjah', is written over the logo.

**Tajirah Umajjah**

UNIVERSITAS ISLAM NEGERI  
**ALAUDDIN**  
M A K A S S A R

## LIST OF CONTENTS

|  | Pages |
|--|-------|
| COVER PAGE .....                                     | i     |
| PERNYATAAN KEASLIAN SKRIPSI .....                    | ii    |
| PERSETUJUAN PEMBIMBING .....                         | iii   |
| ACKNOWLEDGEMENT .....                                | iv    |
| TABLE OF CONTENTS .....                              | vii   |
| LIST OF FIGURE AND TABLES .....                      | ix    |
| LIST OF APPENDIX .....                               | x     |
| ABSTRACT .....                                       | xi    |
| CHAPTER I INTRODUCTION .....                         | 1     |
| A. Background .....                                  | 1     |
| B. Research Focus .....                              | 4     |
| C. Research Objectives .....                         | 5     |
| D. Research Significance .....                       | 6     |
| E. Research Scope and Delimitation .....             | 7     |
| F. Operational Definition of Term .....              | 8     |
| CHAPTER II REVIEW OF RELATED LITERATURES .....       | 12    |
| A. Previous Related Research Findings .....          | 12    |
| B. Some Pertinent Ideas .....                        | 13    |
| C. Theoretical Framework .....                       | 16    |
| CHAPTER III RESEARCH METHOD..... S . S . A . R ..... | 20    |
| A. Research Method .....                             | 20    |
| B. Development Model .....                           | 20    |
| C. Research Subject .....                            | 23    |
| D. Types of Data .....                               | 24    |
| E. Research Instruments .....                        | 24    |
| F. Data Collecting Procedures .....                  | 25    |
| G. Try Out .....                                     | 25    |
| H. Data Analyzing Technique .....                    | 26    |




|   |     |
|---|-----|
| CHAPTER IV FINDINGS AND DISCUSSION .....    | 30  |
| A. Findings.....                            | 30  |
| B. Discussion .....                         | 47  |
| CHAPTER V CONCLUSIONS AND SUGGESTIONS ..... | 54  |
| A. Conclusions .....                        | 54  |
| B. Suggestions .....                        | 55  |
| BIBLIOGRAPHY .....                          | 56  |
| APPENDICES .....                            | 60  |
| CURRICULUM VITAE.....                       | 105 |



## LIST OF FIGURE AND TABLES

|   | Page |
|---|------|
| <b>FIGURE 1.</b> Theoretical Framework .....          | 19   |
| <b>TABLE 3.1</b> Result of Questionnaire Part A ..... | 31   |
| <b>TABLE 3.2</b> Result of Questionnaire Part B ..... | 32   |
| <b>TABLE 3.3</b> Result of Questionnaire Part C ..... | 33   |



## LIST OF APPENDIXES

|  | <b>Page</b> |
|--|-------------|
| <b>APPENDIX 1.</b> Questionnaire .....                         | 60          |
| <b>APPENDIX 2.</b> Teaching Material Design (Blue Print) ..... | 67          |
| <b>APPENDIX 3</b> The result of questionnaire A.....           | 69          |
| <b>APPENDIX 3.</b> The result of questionnaire B.....          | 70          |
| <b>APPENDIX 3.</b> The result of questionnaire C.....          | 70          |
| <b>APPENDIX 4.</b> Rubric for Expert and Teacher Judgment..... | 71          |
| <b>APPENDIX 6.</b> The Product of Designing English Book ..... | 75          |
| <b>APPENDIX 7.</b> Documentation.....                          | 103         |



## ABSTRACT

**Thesis Title** : **Developing an English Learning Textbook Nuanced Islamic Education For Pibas' Program In Alauddin State Islamic University Of Makassar**  
**Year** : **2017**  
**Researcher** : **Tajirah Umajjah**  
**Consultant I** : **Sitti Nurpahmi, S.Pd., M.Pd.**  
**Consultant II** : **Nur Aliyah Nur, S. Pd. I., M. Pd.**

---

This research aimed to design an English Learning textbook nuanced Islamic materials for PIBAs' program in Alauddin State Islamic University of Makassar in term of students' need analysis. Because of the facts, the researcher sees that there has not been a book patent is used as a reference for teaching English there. The tutors only use copies of some books or article leaflets to be distributed to the students.

In this study, the researcher used ASSURE models for designing the material. ASSURE stands for analyze, state, select, and utilize, require, evaluate, however, in this research, it was only reached on stage of require. The contents were based on the syllabus and students' need analysis so that the students will feel happy and enjoying learning English in PIBA's program. Type of data obtained in this study is qualitative. The instrument that was used in this study were questionnaire for students, rubric and worksheet for expert judgement.

In this research, Lecturer and expert were involved in order to validate the product. There are three semantic aspects that they validated of the product: Semantic Organization of the Materials, semantic of the English Teaching, and semantic Content of English. Overall, the result of this student's English Learning text book is expected to reach the goals. Therefore, the product was hoped be able to help the students understanding the material through self-study or in group and integrate English with the values of Islamic concepts. For teachers it can help to train teachers in developing and utilizing the English language learning text book according to the needs and characteristics of the students.

# CHAPTER I

## INTRODUCTION

### *A. Background*

Education plays an important role for human civilization because education is a basic requirement for every individual. By the education, people can develop their creativity, leading to the individual good personality. Education is a conscious effort and aims to develop human qualities (Djamarah, 2010:22).

In law No.20 of 2013, it states that: “Education is a conscious and deliberate effort to create an atmosphere of learning and the learning process so that learners are actively developing their potential to have the spiritual power of religion, self-control, personality, intelligence, character, and skills needed him, society, nation and country.

Based on those statements, it can be concluded that the goals of education is for human. In this case, human not only becomes as the subject of an actor, but also becomes the object of educational objectives. Therefore, it is important to understand the nature of learning from the human side. Likewise, education aims to develop the potential of the learners. On this occasion, it is not only the potential skill but also in the term of personality. To improve the quality of education, steps can be started by analyzing the factor that affect the learning process.

An effective learning process is not only assessed in term of learning outcomes on cognitive obtained learners but it is actually assessed of learning

by the process that can change the behavior of learners, perseverance, discipline, skill and learning outcomes. To achieve an effective learning process in terms of both cognitive and behavior of learners, learning of Islamic nuanced is extremely needed. This is supported by a title research and development carried out by one of the lecturers at FKIP Shiite Kuala that "Islamic-based education in physics learning" in his research, he associated verse of the Quran or Hadith in every learning process. This study describes the concept of the ideal to prepare students or graduates who have knowledge and Islamic morals. Therefore, the purpose of Islamic-based education is to develop a sense of religious intuition. In which someone can carry out His command and noble. One of the universities that implement the learning proses Islamic nuanced is Alauddin State Islamic University of Makassar.

Alauddin State Islamic University of Makassar is one of universitiesthat applied the learning process with Islamic education nuanced. The process of learning Islamic nuanced in this context means, that in any provision of learning materials, verse of Al-Qur'an always be shading of Islam in every learning process. The application of the concept of learning the nuanced of Islamic education is supported by the character of the students, because in the learning process they will be enthusiastic to hear the teacher's explanation when associating learning materials with the verse of the Qur'an In the learning process. For example, the best programs in State Islamic University of Alauddin Makassar is PIBA (Foreign Language Intensification

Program). This program purposes to enhance the foreign language skills of students.

It is aligned with the vision and mission of the AlauddinState Islamic University of Makassar. VISION:Center of Enlightenment and Transformation of science and technology-based Islamic civilization. MISSION:1.Creating an atmosphere of academic representative for improving the quality of Higher Education and the quality of community life. 2. Conducting educational activities, research, and community service that reflects the integration capability between the teachings of Islam with science, technology and art (science and technology). 3. Realizing independent university, character, good behavior, and competitive towards research to develop universal spiritual values and scientific tradition. (Mustafa, 2015:81).In the learning process,this program is implemented for one year conduct for the first and second semester. Learning activities can be done in the classroom and outdoors, such as parks, backyards of the libraries in accordance with the conditions and the creativity of teachers.

Learning materials in PIBA so far has been quite good, tutors are also very educated and experienced in their field however in this study the researcher aims to integrate the learning Islamic nuanced materials in PIBA itself.So far there has not been a patentbook is used as a reference for teaching English there. The tutors only use copies of some books or article leaflets to be distributed to the students.However, there are some things that need to fix one of them is doing Islamic learning system, making it more in

line with the vision and mission of the Alauddin State Islamic University of Makassar.

Islamic learning in this context means, that in any provision of learning materials, such as Ayat of Al-Qur'an, hadiths of the Prophet, as well as the stories of the companions always be shading of Islam in every learning process. However, to implement the learning process, it would require a book as one of the facilities that support the learning process. Therefore, the researcher is interested in developing a book and doing a research by lifting the title "Designing an English Learning Text Book Nuanced Islamic materials for PIBAs' Program (Foreign Language Intensification Program) in Alauddin State Islamic University of Makassar".

### ***B. Research Focus***

Based on the background explained previously, the researcher formulates the research focus as follows; "How English Learning Text Book Nuanced Islamic Materials should be Designed dealing with the syllabus and student need analysis, by covering three research questions as follows:

1. What is the students' need of English Learning text book Nuanced Islamic materials for PIBAs' program in Alauddin State Islamic University of Makassar?
2. How is the development of English Learning text book Nuanced of Islamic materials for PIBAs' program in Alauddin State Islamic University of Makassar?



3. What is the result of the development of English Learning text book Nuanced of Islamic materials for PIBAs' program at Alauddin State Islamic University of Makassar in term of experts' validation?

### ***C. Research Objectives***

Based on the research problem stated previously, the aim of this study as follows; to Designan English Learning text book nuanced Islamic materials for PIBAs' Program, by covering the following research objectives:

1. To design an English Learning text book nuanced Islamic materials for PIBAs' program in Alauddin State Islamic University of Makassar in term of students' need analysis.
2. To describe the profile of English Learning text book Nuanced of Islamic materials for PIBAs' program in Alauddin State Islamic University of Makassar.
3. To design an English Learning text book Nuanced of Islamic materials for PIBAs' program in Alauddin State Islamic University of Makassar based on experts' validity.

### ***D. Research Significance***

Based on the research objectives stated previously, the advantages of this research are as follows; To Design an English Text Book Nuanced Islamic Materials for PIBA's Program in Alauddin State Islamic University of Makassar, by covering the following research significance:

## 1. Theoretical Significance

This research is expected to give knowledge contribution on how to develop effective materials nuanced Islamic materials for PIBAs' Program in Alauddin State Islamic University of Makassar.

## 2. Practical Significance

### a.) Significance for the Researcher

By this research, the researcher itself can add insight, knowledge, and experience regarding the broad scope of education, especially regarding the designing of teaching English learning text book nuanced Islamic materials for PIBA's program in Alauddin State Islamic University of Makassar.

### b.) Significance for the students

The benefits of this research for Learners namely, that the learners are able to understand each material being taught and can integrate English readings with the values of Islamic concepts, thereby realizing the greatness of God through this learning process. In addition, the text book can facilitate learners to understand the material through self-study or in groups.

### c.) Significance for the Tutors

For teachers, the benefit of this research is the ability to train teachers to develop and utilize the English language learning text book according to the needs and characteristics of learners, so as to create an effective and efficient learning. In addition, by using this text book in the learning process, teachers can create a learning atmosphere that can increase the sense of faith

and piety learners to realize the greatness of God through His creation and His verses.

d.) Significance for the Institution

By this research, the researcher hopes that this research really might be additional reading resources and also can be used as teaching materials in the process of learning English materials in PIBA's program, because it is in accordance with the vision and mission of the program.

**E. Research Scope and Delimitation**

In this study, the researcher used ASSURE models for designing the material. ASSURE stands for analyze, State, Select, utilize, require, and evaluate. However, in this research, it was only reached on stage of require, the researcher realized that it would take a lot of time and the researcher was very constrained in terms of funding. The delimitation of this study was focus on designing English materials for 2 semesters that contains 16 materials. Those are *"Hello, things around campus, giving direction, I like writing e-mail, rooms in the house, can you keep the floor clean, please! Would you like to go to with me, school subject, a letter from Ahmed, Ustd. Jefri al-Bukhari is my favorite ustadz, **it's different but we are happy, joyful iduladha in Indonesia, Muslims to Muslims, my grandma, Abdullah and the apple tree, a merchant and his dunkey.*** On this occasion, the researcher only reached on two materials that are already in bold above. The contents are based on the syllabus and students' need analysis before.

English of Islamic nuanced was designed only in integrating materials on Qur'an and Hadith. The researchers simply focused on students who have passed the English program in PIBA.

#### ***F. Definition of Key Terms***

##### **1. Designing**

Designing refers to create, or improve an object, idea, or other item. In this case, Designing is creating an English Instructional Textbook Nuanced Islamic materials for PIBA's program in Alauddin State Islamic University Makassar.

##### **2. English Instructional Textbook**

English instructional textbook is the kind of books used in teaching and learning activities for English PIBAs' program in Alauddin State Islamic University Makassar.

Textbook prepared in accordance with the needs of students. The first need for knowledge, training and mentoring, and feedback on what is presented to students.

##### **3. Learning Process Nuance Islamic Materials**

Process of learning the nuances of Islamic materials is a learning process that is directed to develop a sense of religious intuition learners so that implement His commands and avoid His prohibitions. In the learning process, it is expected the teachers to integrate teaching materials with the values of Islam and the life experiences of diverse learners and the context of the problems that correspond to real life situations. Islamic values are instilled

sourced to Al-Quran and Hadith that is associated with the material being taught teachers, so hopefully after learning that learners are able to integrate science into real life and realize the greatness of Allah SWT through the verses of his suit developments science and technology.



## CHAPTER II

### REVIEW OF RELATED LITERATURE

#### *A. Literature Review*

##### **1. Some Previous Related Research Findings**

This part, the research writes down some previous related research findings some of them are stated below:

Research and development carried out by one of the lecturers FKIP Shiite Kuala that "Islamic-based education in physics learning" in his research associate verse of the Quran or Hadith every learning process. This study describes the concept of the ideal to prepare students or graduates who have knowledge and Islamic morals. So the purpose of Islamic-based education is directed to develop a sense of religious intuition that is inside of someone that carry out his command and noble.

Sukirman (2012) on his research "Developing English Morphology Course Material for undergraduate students" state that most students are not interest and motivated to learn English Morphology as one of the most difficult courses and after identifying the problems and analyzing the factor. He design and develop English Morphology book as perfect as possible to build up students' motivation and stimulate them to be autonomous learners.

Based on findings above, the researcher concluded that is very important to develop teaching materials (textbook) English-based Islamic nuances highly aligned with the vision and mission of the AlauddinState Islamic University of Makassar particularly in view of the excellent programs

PIBA. As well as known that it has not been a book patent that used as a reference for teaching English material there. The tutors only used copies of some books or article leaflets to be distributed to the students. However, there are some things that need to fix one of them is doing Islamic learning system, making it more in line with the vision and mission of the Alauddin State Islamic University of Makassar.

## **2. Some pertinent ideas**

### **a. Concept of materials designing**

According to Tomlinson (1998:2), material designing is everything made by people (the writers, the teachers, or the learners) to give and utilize information and provide experience of the using language, which is designed to promote language learning. So, in designing materials they need to identify, first, learners' needs and consider the objective of the learning. Then, they can design the materials by adapting them in order to improve or to make them more suitable to learners' needs. Adaptation can be carried out by reducing, adding, omitting, modifying, and supplementing learning materials.

Pardo and Téllez (2009) offer a definition for materials designing that they say is most apt due to its inclusivity. It includes adaption, creation of learning and teaching exercises, a task, an activity, a lesson, a unit, or a module composed of several units.

### **b.) Concept Learning text book.**

Characteristic of a good Textbooks are: (1). Trying raises interest in reading, (2). Designed and written for students, (3). Explain the instructional

objectives, (4). It is used by faculty and students in the lecture, (5). Compiled based on the learning patterns that are flexible, systematic and structured based on the needs of students and the competence of the end to be achieved, (6). Focus on providing opportunities for students to practice, (7). Provides summary, (8). Conversational writing style, (9). There is a feedback, (10). Accommodating student learning difficulties, (11). Explain how to study the teaching materials. (Decree No: 36 / D / O / 2001, Article 5, paragraph 9).

c.) Concept of Learning Process Nuance Islamic Materials.

In philosophy, the value is associated with ethical issues. Ethics is also often referred to as the philosophy of value, which examines the moral values as a measure of human action and behavior in various aspects of life. In the context of the ethics of Islamic education, the source of ethics and values of the most authentic is the Koran and Hadith. Sources ethics and morals can be the result of thinking, customs or traditions, ideologies and even of religions, but the values are sourced to customs or traditions and ideology are relative and situational. While values sourced to Al-Quran is strong, because the Quran is absolute and universal (Munawar, 2005: 3).

In connection with the moral dimension, the implementation of educational efforts aimed at the formation of the human person, moral against good values and then internalized and applied in attitudes and behavior, the main source of moral values in question is "divine revelation". According to the development community increasingly dynamic as a result of advances in science and technology, the actualization of the values of the Qur'an is very



important. Because without the actualization of the Qur'an, Muslims especially learners will face obstacles in efforts to internalize the values of the Qur'an as the efforts to establish the personal learners faithful, pious, noble, intelligent, advanced and independent (Jalaluddin, 2001: 95).

Normatively, objectives to be achieved in the process of actualizing the values of the Qur'an in education includes three dimensions or aspects of life that must be nurtured and developed by education. First, the spiritual dimension: faith, piety, and noble character. The spiritual dimension is summed up in one word morality is a means of psychological and social control for the individual and society. Second, the cultural dimension, which is steady and independent personality, social and national responsibility. Third, the dimension of intelligence that leads to progress, that is intelligent, creative, skilled, discipline, work ethic, professional, innovative and productive. The values contained in the Qur'an in this regard an aspect of affective and moral virtue imparted to learners so that it has such a character; god-fearing, honest, disciplined, independent, responsible, caring, creative, persistent, critical and assertive (Munawar, 2005: 3).

Based on the study of theory it can be concluded that the value is closely related to ethics. In the context of societal learning values, based on religion, customs, and culture, But in Islamic education, values that are most important are the values rooted in the Qur'an and Hadith.

## ***B. Theoretical Framework***

The study was aimed at designing an English learning textbook nuanced Islamic material for PIBA's program (Foreign Language Intensification Program) in Alauddin State Islamic University of Makassar. Teachers as educators and facilitator, They have to be productive, creative, innovative in teaching process and be able to develop the students' competence. It was stated that one of the purpose is to make the teachers able to vary the learning and teaching activities in the class so that the students will feel happy and enjoyin learning English.

Since the teacher only used a paper and students' handbook that do not vary the learning activities because it may lose anytime. Here, the teacher should provide some kinds of supplementary materials that support the English teaching process. In this time, the students have a strong sense of fun, delight in talking, fantasy, imagination, and movement. Related to these points, the activity in the developed materials especially describing person, animal, and things should provide them with games, moving, watching, talking, and so forth. The reason why the material needs to be developed is that there were lacks of learning resources that provide enough opportunities for the students to active and to use the objectives of language and connect with their behaviour and more deeply know about the history if Islam in daily life. If there were no materials that provide activities for the students, the objective of the English learning process will not be successfully achieved.

The problem needs to be solved. One of the ways to handle this problem is to develop supplementary materials especially the materials stated previously. ASSURE is an instructional design model that has the goal of producing more effective teaching and learning. “ASSURE” is an acronym that stands for the various steps in the model. The reason why the researcher chose it as the model in this study because it is very suitable model for designing instructional materials. The following is a breakdown of each step.

a.) Stage Analyze Learners

The first step in the process is that the teacher should analyze the attributes of her learners. There should be a focus on those learner characteristics which are associated with the learning outcomes desired. The information gathered will help you in the decisions that you make with respect to the other steps in the process. When you determine the character of the learners, it will guide you in choosing specific strategies and resources to aid the learning process. The analysis of your learners should include: (1) The general attributes of your learners, such as age, academic abilities, gender, interests, etc, (2) Prior competencies, (3) Learning styles, such as auditory, visual, and tactile.

b.) Stage State Standards and Objectives

After the analysis of the learner attributes, the teacher must state standards and objectives for the learning module. This statement consists of a specification of what the learners will be able to do as a result of the instruction.

To be more concrete about things, this statement will focus on what the learner will know or be able to do as a result of the instruction. An example of this is with medical students. The learners will be able to name at least two databases and two search techniques that they can use to locate medical evidence for particular cases.

The objectives can be used in assessing the success of the students, perhaps for the grading process. Also, you can use them to let the learners know what they will accomplish through the class. The mark of a good set of learning objectives is conformity to the ABCDs of well-stated learning objectives. They are as follows: (1) Audience – For whom is the objective intended?, (2) Behavior – What is the behavior or performance to be demonstrated?, (3) Conditions – What are the conditions under which the behavior or performance will be observed?, (4) Degree – To what degree will the knowledge or skill be mastered?.

The objectives statement should be formulated with verbs that pinpoint the learning objective. A useful guide to the appropriate verbs to use is contained in Bloom's Taxonomy. Remember that assessment can only be based on your learners' behavior. A learner may know some material backwards and forwards but may not be able to perform well on a test.

#### c.) Stage Select Strategies, Technology, Media, and Materials

The second "s" in the acronym stands for select strategies, technology, media, and materials. Given what your learning objectives

are, it's necessary to pick instructional strategies, technology, and media that will bring about the results that you want.

First, you should figure out what which delivery method will be best for your instruction. For instance, what proportion of your instruction will be instructor-centered and what proportion of will be student-centered? The first of these are strategies such as lecture, demonstration or showing a video.

The second are strategies such as group discussion or cooperative group work. Common sense weighs in on the side of learner-centered strategies. Learning becomes more exciting when there is more class participation. Ultimately, it's the learner who must gain mastery over the material, not the teacher. However, there will be a certain amount of crucial information and technique that the teacher must give over and demonstrate.

Learning is at its best when the teacher merely leads the student into discovering the correct answer to a problem themselves. An effective teacher is merely a facilitator to the process of learning.

Once you select your teaching strategy, then it's time to figure out which technology, media, and materials best support the method of teaching that you're using. This ranges from simple tools such as chalk and blackboard to more sophisticated ones such as power-point presentations. What must be remembered is that the instructor is the essential ingredient in giving over the material. Fancy tools are useful, but

it ultimately boils down to having someone who knows more than what the textbook contains.

d.) Stage Utilize Technology, Media, and Materials

This step in the ASSURE process concerns making a plan as to how you will utilize the technology, media, and materials that you have selected. As with all of the instructional steps, you must make sure that your plans contribute towards producing the objectives that you have laid down. It's important to follow the "five p's" process to achieve this: (1) *Preview the Technology, Media, and Materials*, (2) *Prepare the Environment*, (3) *Prepare the Learners*, (4) *Provide the Learning Experience*.

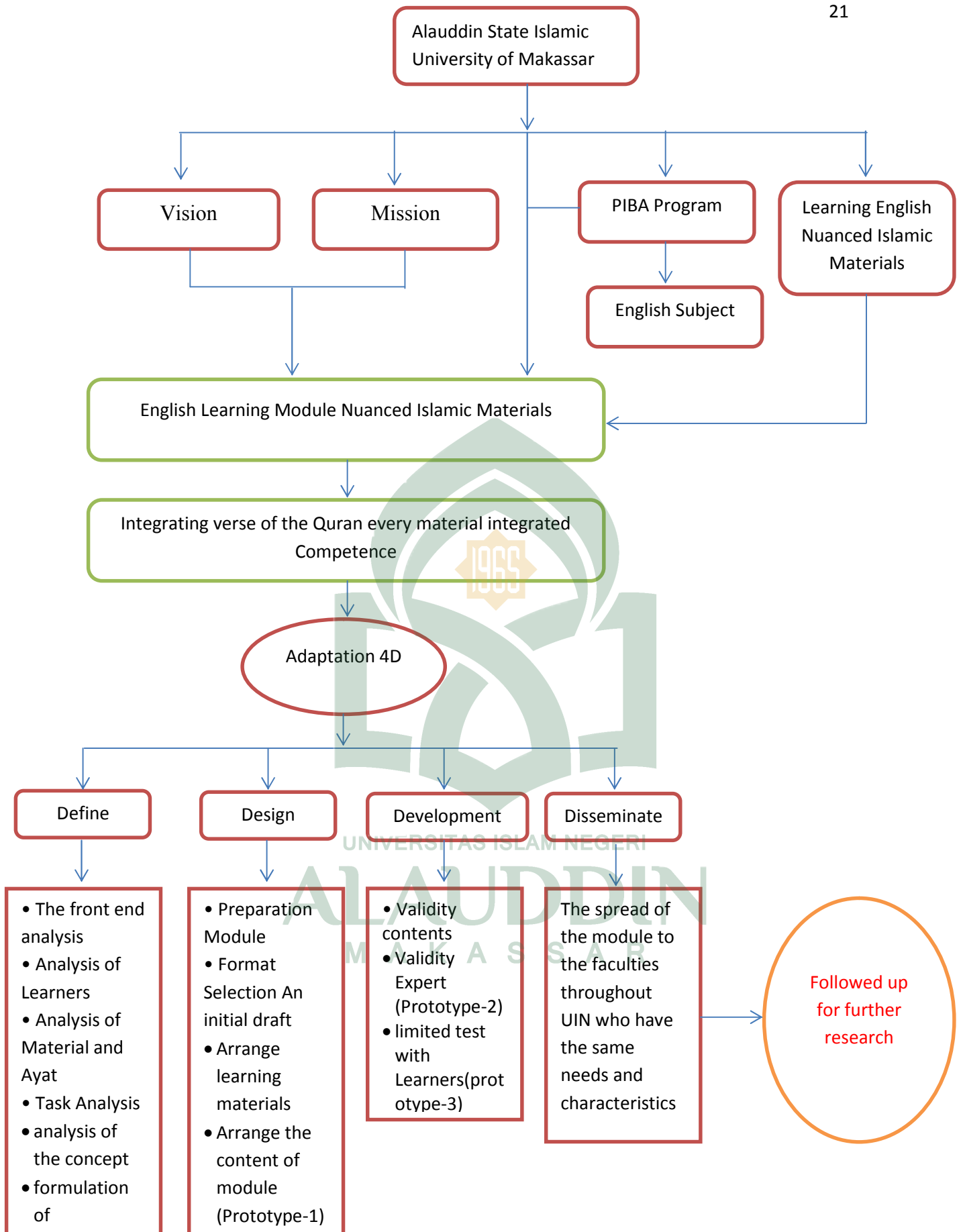


Figure.1: Theoretical Framework

## CHAPTER III

### METHOD OF THE RESEARCH

#### *A. Research Method*

The research design that used by the researcher was Research and Development (R&D). R&D is a name of research designs involving the learning device, such syllabi, teaching materials, student worksheets, learning media, tests to measure learning outcomes (Latief, 173: 2014).

Research and Development (R&D) has many models which can be applied by researchers such as 4D' model, ASSURE models, Borg & Gall model, Dick and Carey model, Kemp model, ADDIE model, and many others. Based on those models stated previously, the researcher will use ASSURE model because this model is very useful and simple to face stages clearly defined which implementing the instructions effectively. Model of software development Four-D models suggested by Smaldino, dkk. (2005:49)

#### *B. Development Model*

The procedures in developing personal introduction and thing list materials deal with ASSURE model which provides four phases:

##### a.) Stage Analyze Learners

The first step in the process is that the teacher should analyze the attributes of her learners. There should be a focus on those learner characteristics which are associated with the learning outcomes desired. The information gathered will help you in the decisions that you make with respect to the other steps in the process. When you determine the character of



the learners, it will guide you in choosing specific strategies and resources to aid the learning process. The analysis of your learners should include: (1) The general attributes of your learners, such as age, academic abilities, gender, interests, etc, (2) Prior competencies, (3) Learning styles, such as auditory, visual, and tactile.

#### b.) Stage State Standards and Objectives

After the analysis of the learner attributes, the teacher must state standards and objectives for the learning module. This statement consists of a specification of what the learners will be able to do as a result of the instruction.

To be more concrete about things, this statement will focus on what the learner will know or be able to do as a result of the instruction. An example of this is with medical students. The learners will be able to name at least two databases and two search techniques that they can use to locate medical evidence for particular cases.

The objectives can be used in assessing the success of the students, perhaps for the grading process. Also, you can use them to let the learners know what they will accomplish through the class. The mark of a good set of learning objectives is conformity to the ABCDs of well-stated learning objectives. They are as follows: (1) Audience – For whom is the objective intended?, (2) Behavior – What is the behavior or performance to be demonstrated?, (3) Conditions – What are the conditions under which the

behavior or performance will be observed?, (4) Degree – To what degree will the knowledge or skill be mastered?.

The objectives statement should be formulated with verbs that pinpoint the learning objective. A useful guide to the appropriate verbs to use is contained in Bloom's Taxonomy. Remember that assessment can only be based on your learners' behavior. A learner may know some material backwards and forwards but may not be able to perform well on a test.

#### c.) Stage Select Strategies, Technology, Media, and Materials

The second "s" in the acronym stands for select strategies, technology, media, and materials. Given what your learning objectives are, it's necessary to pick instructional strategies, technology, and media that will bring about the results that you want.

First, you should figure out what which delivery method will be best for your instruction. For instance, what proportion of your instruction will be instructor-centered and what proportion of will be student-centered? The first of these are strategies such as lecture, demonstration or showing a video.

The second are strategies such as group discussion or cooperative group work. Common sense weighs in on the side of learner-centered strategies. Learning becomes more exciting when there is more class participation. Ultimately, it's the learner who must gain mastery over the material, not the teacher. However, there will be a certain amount of crucial information and technique that the teacher must give over and demonstrate.

Learning is at its best when the teacher merely leads the student into discovering the correct answer to a problem themselves. An effective teacher is merely a facilitator to the process of learning.

Once you select your teaching strategy, then it's time to figure out which technology, media, and materials best support the method of teaching that you're using. This ranges from simple tools such as chalk and blackboard to more sophisticated ones such as power-point presentations. What must be remembered is that the instructor is the essential ingredient in giving over the material. Fancy tools are useful, but it ultimately boils down to having someone who knows more than what the textbook contains.

#### d.) Stage Utilize Technology, Media, and Materials

This step in the ASSURE process concerns making a plan as to how you will utilize the technology, media, and materials that you have selected. As with all of the instructional steps, you must make sure that your plans contribute towards producing the objectives that you have laid down. It's important to follow the "five p's" process to achieve this:

##### *(1) Preview the Technology, Media, and Materials*

This means that it's important to plan ahead of time just how you're going to use them. It's good to do a dry run of your lesson before you actually teach it. Make sure that the whole lesson will go smoothly and seamlessly.

*(2).Prepare the Technology, Media, and Materials*

You need to gather together all of the things that you will need to teach your lesson. They must be working properly. For example, if you are making a power-point presentation, then you'll need to create the text and graphics for each screen.

*(3) Prepare the Environment,*

There is some minimal preparation required to set up the learning environment. Simple things like making sure that you have enough desks are important. Also, if you have control over the situation, you should make sure that there are no sources of noise that will disturb the students.

*(4) Prepare the Learners,*

First, you need to clearly inform the learners as to what the learning objectives are. This will help the learners create a mental map of what they need to absorb. Next, it's important to tell the students how they will be assessed. You need to tell them what their assignments will be, how they will be graded, if there are tests, etc. Also, you should explain to the students what the benefits of learning the material are.

*(5) Provide the Learning Experience.*

You then actually carry out the lesson. This is where all of your planning takes effect. You should be prepared to carry out the lesson with every prior step of the process in mind. This will insure your success as a teacher.

### ***C. Research Subject***

The subject that researcher has used in this research was the students who ever passed the English PIBA's program. The researcher choose 5 students for each faculty in Alauddin State Islamic University of Makassar. There are 8 faculty in Alauddin State Islamic University of Makassar, (Tarbiyah and Teaching Science Faculty, Adab and Humanity Faculty, Preach and Communication Faculty, Syar'iah and Low Science Faculty, Economic and Islamic Bussiness Faculty, Healthy Science Faculty, Ushuluddin and Philsof Science Faculty, Technique and Science Faculty). Thus, the are fourty students that have been reserched.

### ***D. Types of Data***

Type of data that have been be used through this research was the qualitative data. Qualitative data are gathered from the questionnaire and rubric in general. The qualitative data obtains the data by get the understanding or underlying reasons, opinions and motivations. It is also used to get more information into issues of the interest and explore nuances related to the problem.

### ***E. Research Instrument***

This research used three kinds of instruments. They are rubric, worksheet, and questionnaire. The first, rubric adapted from Ghobrani (2011: 517-518) and Wodyatmoko (2011) as cited in Khair (2015) it will be used to evaluate or validate the module. It consists of seventeen (17) criteria to be evaluated in term of *cover design, letter, typing, spacing, layout, organization*

*of materials, instructional objectives, topics, examples, exercises, activities, instruction, coverage of materials, language, summary, and glossary.* In addition, this rubric is addressed to experts (see **appendix 1**), Experts' judgment rubric was used for formative evaluation whereas rubric for expert and teachers was used for summative evaluation. The second instrument is worksheet. This research used two kinds of worksheets which will be distributed to the experts which including *worksheet for experts' comment and suggestion* (see **appendix 2**), and *worksheet for experts' revision* (see **appendix 3**). The third, the questionnaire will be given to students for conducting need analysis (see **appendix 4**).

#### ***F. Data Collecting Procedure***

This research used the qualitative data. The qualitative data is gathered from the questionnaire and rubric as written in the research instrument above. The procedure of the data collecting was achieved by these ways: *Firstly*, make a questionnaire about students' needs then disseminate it to the students. *Secondly*, analyze the result of the questionnaire. It was analyzed qualitatively. *Thirdly*, input the validation, comments, suggestions, and revision of the experts which gathered from rubric.

#### **G. Try Out**

##### **1. Subject**

The try-out of the subject was the alumnae of the English PIBA's program. The writer took 5 students for each faculty which it may consist of forty students.

## 2. Design

The English learning textbook that the researcher produced was expecting to support learning process which was according to the student's need and to provide a good learning textbook which was designed by giving opportunity to learners to improve the differences in skill and interest.

### *H. Data Analysis Technique*


After gaining the data from this research, the upcoming step was to utilize a kind of technique in analyzing obtained data named *qualitative*. Miles and Huberman in Thomas (1994: 10) stated that qualitative data analysis consists of three concurrent flows of activity: data reduction, data display, and conclusion drawing/verification.

Data reduction phase will refer to select, focus, simplify, abstract, and transform data that appear in comments, notes, suggestions, rubrics, and questionnaires to short descriptions. Then, consider the relevance of strings of the data in advance by making codes. Thomas (2006) stated that the goal of data reduction is to get the bigger picture from the data while coding helps break down the data into smaller parts, data reduction is the process of abstracting back out from the particular to the conceptual.

The second phase was data display. It endeavoured to organize the compressed information in the previous phase and assembling it in ways that help her drawing conclusions. It can be an extended piece of text or a diagram, chart, or matrix that provides a new way of arranging and thinking about the more textually embedded data. Silverman in Thomas (2000) stated

that data displays, whether in word or diagrammatic form, allow the analyst to extrapolate from the data enough to begin to discern systematic patterns and interrelationships. At the display stage, additional, higher order categories or themes may emerge from the data that go beyond those first discovered during the initial process of data reduction.

The last phase was conclusion drawing/ verification. It attempted to describe what the writer observes in the data (meanings, observations). This measure refers back to the data displays and raw data as descriptions or causal statements are made.





## CHAPTER IV

### FINDINGS AND DISCUSSION

This chapter consists of two sections, they are findings and discussion. This section shows all the data which collected during the research and explained every component that was developed in this research. The problem statements of this study are also answered in this section.

#### *A. Findings*

The result of the research finished based on 4D model (Define, Design, Develop, and Disseminate) which had been done on the development. Furthermore, this section presented some results in the developing English Materials for Degree of Comparison and Expression Sadness & Happiness. They include the result of needs analysis, the result of product design by Expert's validation, and the results of an English Learning Text Book Nuanced Islamic Materials For PIBA's Program In Alauddin State Islamic University of Makassar.

#### **1. The result of Needs Analysis Phase**

The result of need analysis of developing learning materials based on the student's questionnaires. The questionnaires consist of three parts. The first is systematic organization of integrated English teaching which is appropriate with the learning activities and, the second is systematic English learning materials in PIBA's program, the third is systematic content of English materials cover the students need analysis. After distributing the questionnaires, in systematic organization of integrated English teaching which is appropriate with the learning

activities and, then the findings are concluded in this part into a table as shown below;

Table 3.1 *Result of questionnaire part A*

| Part | Number | Question  | Answer  | Conclusion   |
|------|--------|---|---|--|
| A    | 1      | Do you like if the teacher gives you the learning formation before the class started? | <ol style="list-style-type: none"> <li>1. Yes = 40</li> <li>2. No = 0</li> </ol>  | The students like if the teacher give learning formation before the class started. |
|      | 2      | What kind of opening formation do you like most?                                      | <ol style="list-style-type: none"> <li>1. Ice Breaking = 3</li> <li>2. Warming Up = 6</li> <li>3. Only pray = 13</li> <li>4. Motivation story = 17</li> <li>5. Small Games = 1</li> </ol>         | Most of them like motivation story for opening formations.                         |
|      | 3      | When the class started, what kind of activity do you like?                            | <ol style="list-style-type: none"> <li>1. Listen to the teacher's explanation directly = 24</li> <li>2. Directly to practice = 3</li> <li>3. Reading the instruction from the book = 9</li> </ol> | They chose to listen to the teacher's explanation directly.                        |
|      | 4      | What kind of learning material that you like?   | <ol style="list-style-type: none"> <li>1. Text = 1</li> <li>2. Picture = 12</li> <li>3. Dialogue = 19</li> <li>4. Presentation = 2</li> </ol>   | They liked if the materials in text with the dialogue content.                     |
|      | 5      | What kind of book design that you wish for?   | <ol style="list-style-type: none"> <li>1. Picture = 21</li> <li>2. With colors = 13</li> <li>3. Black and white = 2</li> </ol>  | The students like if the book is designed with pictures                            |
|      | 6      | What kind of design model that you wish   | <ol style="list-style-type: none"> <li>1. Caricature = 6</li> <li>2. Cartoon = 17</li> </ol>  | They most like use cartoon   |

|  |    |   |   |   |
|--|----|---|---|---|
|  |    | for?  | 3. Real picture = 15  |   |
|  | 7  | In what ways would you prefer to study English in PIBA's Program?   | <ol style="list-style-type: none"> <li>1. By accepting the theory = 5</li> <li>2. By playing Games = 24</li> <li>3. Bymemorizing vocabulary = 8</li> </ol>  | The students prefer to study English in PIBA's program by playing games.  |
|  | 8  | PIBA Instructional Materials English-based integration of Islam is presented in the form?   | <ol style="list-style-type: none"> <li>1. Reading, arrangement of vocabulary, grammar, and practice. = 16</li> <li>2. Conversation and practice. = 21</li> <li>3. Grammar and practice = 1</li> </ol>               | Most of them like conversation and practice form.   |
|  | 9  | If the English materials are based on the integration of Islamic and given reading material or conversation, then what theme do you want? | <ol style="list-style-type: none"> <li>1. Exemplary Stories of the Prophets and Companions of the Apostles. = 11</li> <li>2. The current Islamic discourse. = 14</li> <li>3. Daily Islamic practice = 11</li> </ol> | The theme that they want is the current islamic discourse   |
|  | 10 | How many units do you want in English learning materials (20 meetings including first meeting, Mid Test, and Final Test)?                 | <ol style="list-style-type: none"> <li>1. Two units = 8</li> <li>2. Four units = 21</li> <li>3. Six units = 1</li> </ol>  | They want only four units in English learning text book for PIBA's program.                                       |
|  | 11 | In your opinion, should the verse or hadith related to the material presented is in the Instructional                                     | <ol style="list-style-type: none"> <li>1. Yes = 29</li> <li>2. No = 10</li> </ol>   | The students feel that it is needed to add verse or hadith related to the material presented in the instructional |

|    |   |  |  |
|----|---|--|--|
|    | Materials English<br>PIBA based Islamic<br>integration?   |  | materials for PIBA's<br>program.                 |
| 12 | What kind of focus<br>skills for English<br>Lesson in PIBA's<br>program based on the<br>Islamic integration do<br>you need? | <ol style="list-style-type: none"> <li>1. Speaking = 34</li> <li>2. Reading = 3</li> <li>3. Writing = 1</li> </ol> | The students need to focus in<br>speaking skill. |

In the part A, all students wanted to be given the pre study-orientation before studying. They wanted directly listen to the teacher's explanation. The students were like if the materials were given in dialogue content and more like if the book was designed with cartoon, which is very real and colorful. The students prefer to study English in PIBA's program by playing games. Most of them like conversation and practice form. The theme that they want is the current Islamic discourse, They want only four units in English learning text book for PIBA's program. The students feel that it is needed to add verse or hadith related to the material presented in the instructional materials for PIBA's program. The students need to focus in speaking skill. Furthermore, part B came into a conclusion as shown in a table below;

Table 3.2 Result of questionnaire part B

| Part | Number | Question   | Answer  | Conclusion  |
|------|--------|--|---|---|
| B    | 1      | In what ways would you prefer to learn Comparative degree? | <ol style="list-style-type: none"> <li>1. By accepting the theory = 9.</li> <li>2. By playing Games = 22.</li> <li>3. Bymemorizing vocabulary =7</li> </ol> | The students prefer to learn comparative degree by playing games. |

|  |    |  |  |   |
|--|----|--|--|---|
|  | 2  | If Comparative degree material is presented, then who is the comparative figure do you want to include in the material?                    | <ol style="list-style-type: none"> <li>1. Friends = 10</li> <li>2. Inspiring World Leaders =19</li> <li>3. Prophets and Companions = 10</li> </ol>   | The students wanted to mention inspiring world leaders.                       |
|  | 3  | If Comparative degree material discusses different kinds of differences then what difference do you want to incorporate into the material? | <ol style="list-style-type: none"> <li>1. Person descriptions=31</li> <li>2. Animal descriptions =7</li> <li>3. Description of plants =0</li> </ol>  | The students wanted to mention about person descriptions                      |
|  | 4  | What way do you prefer in learning how to express something ?  | <ol style="list-style-type: none"> <li>1. Receiving theory = 6</li> <li>2. Playing games = 32</li> <li>3. Memorizing vocabullary = 0</li> </ol>  | The students wanted to learning by playing games.                             |
|  | 5. | If the material is How to Express Something, then who are the characters you want to include in the material?                              | <ol style="list-style-type: none"> <li>1. Friends = 10</li> <li>2. Indonesian figures who inspire = 14</li> <li>3. Favorite celebrity = 6</li> <li>4. prophets and companions = 8</li> </ol> | The students prefer in indonesian figure who inspire.                         |
|  | 6  | How is the presentation of how to Express Something material you like?   | <ol style="list-style-type: none"> <li>1. Conversation =31</li> <li>2. Reading = 6</li> <li>3. Interview = 1</li> </ol>  | The students like conversation form in how to express something presentation. |

This part consisted of six questions; if the materials talk about comparative degree and expression sadness & happiness, the students prefer to learn comparative degree by playing games. They wanted to mention inspiring world leaders. They also wanted to mention about person descriptions. Then in the

learning how to express something, the students also wanted to learn by playing games. They prefer mention Indonesian figure who inspired. And the last, the students like conversation form in how to express something presentation. Then, also the part C was found a data as shown in the table below;

Table 3.3 Result of questionnaire part C

| Part | Number | Question  | Answer   | Conclusion  |
|------|--------|---|--|---|
| C    | 1      | In what way do you like to learn?   | 1. Individual = 4<br>2. Pair = 9<br>3. Group = 19<br>4. Discussion = 9                     | The students like to learn in group ways  |
|      | 2      | If you are asked to do a project in class, which one will you choose?                   | 1. Individual project = 11<br>2. Pairing project = 12<br>3. Group project = 16             | The students will do a project class in group project   |
|      | 3      | If you are asked to present the materials in class, what way you will choose?           | 4. Present it by yourself = 16<br>5. Present it in pair = 6<br>6. Present it in group = 19 | The students will present the materials in group  |
|      | 4      | Do you like if the teaching and learning process will be combined with game activities? | 4. Yes = 40<br>5. No = 0   | The students like if the teaching and learning process will be combined with game activities. |

Part C consisted of 6 questions, as a conclusion found that the students were liked a learning model with group ways. They also liked to do

the project with a group, and when they were asked to present a learning material they would like to present it with their partner, however students wanted the teacher to combine the teaching process with “games activity”, and it was also found some obstacles that students faced when they were learnt comparative degree and how to express something. 1) Students did not have many related vocabularies, 2) Students were difficult to memorize a dialogue and vocabulary, 3) Students were difficult to translate the lesson into the source language, and 4) Students were difficult to concentrate during the learning process.

*Table 3.4 The list of needs inventory*

| No. | Questions  | Answers                                      |
|-----|--|--|
| 1.  | ApakahAndasukaapabila tutor memberikanformasibelajarsebelumperkuliahan PIBA dimulai?   | <b>Ya</b>                                    |
| 2.  | Formasibelajarapa yang paling Andasukai?   | <b>CeritaMotivasi/Inspirasi</b>              |
| 3.  | Padasaatperkuliahan PIBA akandimulai, perlakuanapa yang Andasukai?   | <b>Langsungmenden garkanpenjelasan tutor</b> |
| 4.  | Bentukmateriperkuliahan PIBA apa yang Andasukai?   | <b>Dialog</b>                                |
| 5.  | Desainbahanajar PIBA sepertiapa yang paling andaminati?  | <b>Bergambar</b>                             |
| 6.  | Model desainsepertiapa yang Andaminati?  | <b>Kartun</b>                                |
| 7.  | Dengancaraapakah yang lebihAndasukaidalam mempelajariBahan Ajar PIBA BahasaInggris yang berbasisintegrasikeislamananda?                                      | <b>Dengancaraberma in Games</b>              |
| 8.  | Bahan Ajar PIBA BahasaInggris yang berbasisintegrasikeislamandisajikandalambentuk?   | <b>Percakapan danlat ihan</b>                |
| 9.  | JikaBahan Ajar PIBA BahasaInggris yang berbasisintegrasikeislamanandandiberikanbahan baca anataupercakapan, makatemakeIslaman di dalamnya yang andainginkan? | <b>WacanakeIslaman terkini</b>               |

|     |  |   |
|-----|--|---|
| 10. | Berapabanyak unit yang andainginkandalamBahan Ajar PIBA BahasaInggris yang berbasisintegrasikeislamanselamaperkuliahan PIBA (20 kali pertemuantermasukpertemuanpertama, Mid Test, dan Final Test)? | 4   |
| 11  | Menurutanda, perlukahpenambahanayatatauhaditsterkaitdenganmateri yang disajikandalamBahan Ajar PIBA BahasaInggris yang berbasisintegrasikeislamananda?   | Ya  |
| 12. | Fokus skill dalamBahan Ajar PIBA BahasaInggris yang berbasisintegrasikeislamanyang anda butuhkan?  | <b>Speaking (Bercakap)</b>                |
| 13. | Dengancaraapakah yang lebihAndasukaidalam mempelajariComparrative degree?  | <b>Dengancaraberma in Games</b>           |
| 14. | JikamateriComparrative degree, makasiapakahtokohpembandingyang inginandamasukkankedalammateri?   | <b>TokohDunia yang menginspirasi</b>      |
| 15. | JikamateriComparrative degree, membahastentangberbagaimacamperbedaanmakaperbedaandarisegiapa yang inginandamasukkankedalammateri?  | <b>Deskripsi orang</b>                    |
| 16. | Dengancaraapakah yang lebihAndasukaidalam mempelajariHow to Express Somethings?  | <b>Dengancaraberma in Games</b>           |
| 17. | JikamateriHow to Express Somethings, makasiapakahtokoh yang inginandamasukkankedalammateri?  | <b>Tokoh Indonesia yang menginspirasi</b> |
| 18. | Bagaimanakahbentuk penyajianmateriHow to Express Somethingsyang anda sukai?  | <b>Percakapan</b>                         |
| 19. | Model belajarapa yang Andasukai?   | <b>Project group</b>                      |
| 20. | ApabilaAndaditugaskan mengerjakan proyekdalamkelas, manakah yang anda pilih?   | <b>ProyeksecaraBerkelompok</b>            |
| 21. | ApabilaAndaditugaskan mempresentasikan materi pelajaran yang terkait, manakah yang anda pilih?   | <b>Presentasisecarab erkelompok</b>       |
| 22. | ApakahAndasukajikapengajarandi kombinasikandengangame activities?  | Ya  |

## 2. The Design of the Content Materials (Designing Phase)

In this phase, a design of blue print made (see appendix 2). The blue print filled with seven components. The components were the topic of each



meeting, learning goals, content of materials, primary skill, the flow of skills, learning activities and the last was learning instructions that consist of fivepart (pre study instruction, type of activity, amount of the activity in meeting, text structure used and glossary).

The blueprint then used to develop an English learning text book nuanced Islamic material for PIBA's program in Alauddin state islamic university of Makassar. The module divided by 2unit materials in 4 meetings. The first meeting is about explanation of degree comparisson. The second meeting is about practice the degree of comparisson in conversation ways. The third meeting is about how to express sadness and happyness.Fourth, differentiating expression sadness and happiness.

In the module will be there some activities which related with the materials like the students will make a conversation by pair, make a mini drama.

#### 1) Content Materials

The topic covering based on PIBA's syllabus leads2 meetings from 1 content. The first is talk about explanation of degreecomparison, second is about practice the degree of comparison in conversation ways.

As mentioned before that there are seven components in the blue print design and it has already been written the topics and the content materials for each meeting. The other components are primary skill. Primary skill is the main skill that taught in a meeting. Therefore, the flow of skills is the skill flows that appear during the learning process when the materials taught. As

known, there are four skills in English. They are reading, writing, listening, and speaking.

In the first meeting, the learning process is started and finished with speaking as the core skill and the middle of the process there is writing that related with using comparative degree, the core skill in the second meeting is reading and writing skill becomes the flow skill. In the third meeting, the core skill is speaking. Student will create a dialogue about differently by using more and most. Then, in the fourth meeting, writing is the core skill and speaking is the flow skill.

## 2) Learning Activities

Learning activities as you can see in the blue print consist of three phases they are introduction phase, core phase, and closing phase. These elements are convinced to make the materials systematic.

In the first meeting, Students read the dialogue in pair that content about comparative degree in the classroom activity. The teacher gives a brief explanation about comparison degree, and the last the students try to memorize at least 10 words of degree of comparison.

In the second meeting it consists of practice task 1, 2 and 3. In the task 1, the students complete the comparative' form. In the task 2, the students complete the superlative' form. Furthermore, in the last task, the students complete the task 3 equative form.

The third meeting continues the elements in the previous meeting. The students are given some dialogues in pair that will be learnt. It continues by

giving a brief explanation about expression sadness and happiness. In the last section the students have to memorize at least 10 words of expression happiness in formal and non-formal situation.

In the fourth meeting, the students start to memorize again at least 10 words of expression sadness in formal and non-formal situation. The students also doing practice one and two. Furthermore the students make a sentence sadness and happiness.

### 3) Learning Instruction

Learning instruction shows four parts. They are pre-study, type of activity, amount of activity, text structure, and glossary. Pre-study is something that teacher provides to students in order to make them motivated and ready for studying. Type of activity is the type of the project or assignment given. It can be self-activity, pair activity, group, etc. As stated previously, in the first until fourth meeting, the project is group or pair work.

Furthermore, amount activity is the total of the activity given in a meeting. The first meeting consists of 6 activities. The second meeting has 6 activities. The third meeting includes 6 activities and follow with the fourth meeting which involves 6 activities. So, at least for each meeting has 6 activities.

Next, Text structure is the type or kind of structure that used in that material like the tenses or pronoun. As just stated previously, my developing book. It includes two developed units. They are comparative degree and how to express your sadness and happiness.

- *I do remember it. Of course I'm taller than you.*
- *I am smarter than you.*
- *Now is more important than past.*
- *It was a joyful occasion.*
- *She had a delighted smile.*
- *She seemed to be the happiest bride I've ever seen.*
- *Fans were downhearted by the defeat.*
- *She's feeling blue after what has happened to her son.*

The last learning instruction is glossary. It is mentioned in the end of the chapter.

In addition, the learning instructions stated previously are designed based on the need analysis especially in the text structure and activity. Thus, the students' need analysis is also been a resources in designing the product especially in type of activity and the appearance of the product.

### **3. The Development of the Content Materials (Developing Phase)**

In this phase, a development of blue print made(see appendix 3). The blue print filled with six components. The components were the topic of each meeting, content of materials, primary skill, the flow of skills, learning activities that consist of three approaches (introduction, core, and closing), and the last was learning instructions that consist of three part (type of activity, amount of the activity in meeting, and text structure used).

The designing of the textbook can be seen on the following page;



1966

### Degree of Comparison

**Warm Up**

Read the sentences and answer the questions.

1. Who is taller, your father or your mother?  
 2. Who is taller, your father or your brother?  
 3. Who is taller, your father or your brother's wife?

**Introduction**

The comparative degree is used to compare two things. It is used to compare two things or two people. It is used to compare two things or two people. It is used to compare two things or two people.

| ADJECTIVE | COMPARATIVE | SUPERLATIVE | EXAMPLES   |
|-----------|-------------|-------------|--|
| Fourteen  | fifteen     | sixteen     | 15 is greater than 14.<br>16 is greater than 15. |
| Thirteen  | fourteen    | fifteen     | 14 is greater than 13.<br>15 is greater than 14. |
| Twelve    | thirteen    | fourteen    | 13 is greater than 12.<br>14 is greater than 13. |
| Eleven    | twelve      | thirteen    | 12 is greater than 11.<br>13 is greater than 12. |
| Ten       | eleven      | twelve      | 11 is greater than 10.<br>12 is greater than 11. |
| Nine      | ten         | eleven      | 10 is greater than 9.<br>11 is greater than 10.  |
| Eight     | nine        | ten         | 9 is greater than 8.<br>10 is greater than 9.    |
| Seven     | eight       | nine        | 8 is greater than 7.<br>9 is greater than 8.     |
| Six       | seven       | eight       | 7 is greater than 6.<br>8 is greater than 7.     |
| Five      | six         | seven       | 6 is greater than 5.<br>7 is greater than 6.     |
| Four      | five        | six         | 5 is greater than 4.<br>6 is greater than 5.     |
| Three     | four        | five        | 4 is greater than 3.<br>5 is greater than 4.     |
| Two       | three       | four        | 3 is greater than 2.<br>4 is greater than 3.     |
| One       | two         | three       | 2 is greater than 1.<br>3 is greater than 2.     |
| Zero      | one         | two         | 1 is greater than 0.<br>2 is greater than 1.     |

### Introduction

The comparative degree is used to compare two things. It is used to compare two things or two people. It is used to compare two things or two people. It is used to compare two things or two people.

| ADJECTIVE | COMPARATIVE | SUPERLATIVE | EXAMPLES   |
|-----------|-------------|-------------|--|
| Fourteen  | fifteen     | sixteen     | 15 is greater than 14.<br>16 is greater than 15. |
| Thirteen  | fourteen    | fifteen     | 14 is greater than 13.<br>15 is greater than 14. |
| Twelve    | thirteen    | fourteen    | 13 is greater than 12.<br>14 is greater than 13. |
| Eleven    | twelve      | thirteen    | 12 is greater than 11.<br>13 is greater than 12. |
| Ten       | eleven      | twelve      | 11 is greater than 10.<br>12 is greater than 11. |
| Nine      | ten         | eleven      | 10 is greater than 9.<br>11 is greater than 10.  |
| Eight     | nine        | ten         | 9 is greater than 8.<br>10 is greater than 9.    |
| Seven     | eight       | nine        | 8 is greater than 7.<br>9 is greater than 8.     |
| Six       | seven       | eight       | 7 is greater than 6.<br>8 is greater than 7.     |
| Five      | six         | seven       | 6 is greater than 5.<br>7 is greater than 6.     |
| Four      | five        | six         | 5 is greater than 4.<br>6 is greater than 5.     |
| Three     | four        | five        | 4 is greater than 3.<br>5 is greater than 4.     |
| Two       | three       | four        | 3 is greater than 2.<br>4 is greater than 3.     |
| One       | two         | three       | 2 is greater than 1.<br>3 is greater than 2.     |
| Zero      | one         | two         | 1 is greater than 0.<br>2 is greater than 1.     |

### Degree of Comparison

The comparative degree is used to compare two things. It is used to compare two things or two people. It is used to compare two things or two people. It is used to compare two things or two people.

| ADJECTIVE | COMPARATIVE | SUPERLATIVE |
|-----------|-------------|-------------|
| Fourteen  | fifteen     | sixteen     |
| Thirteen  | fourteen    | fifteen     |
| Twelve    | thirteen    | fourteen    |
| Eleven    | twelve      | thirteen    |
| Ten       | eleven      | twelve      |
| Nine      | ten         | eleven      |
| Eight     | nine        | ten         |
| Seven     | eight       | nine        |
| Six       | seven       | eight       |
| Five      | six         | seven       |
| Four      | five        | six         |
| Three     | four        | five        |
| Two       | three       | four        |
| One       | two         | three       |
| Zero      | one         | two         |

### The words with ending in 'y'

The comparative degree is used to compare two things. It is used to compare two things or two people. It is used to compare two things or two people. It is used to compare two things or two people.

| ADJECTIVE | COMPARATIVE | EXAMPLE                                |
|-----------|-------------|--|
| happy     | happier     | He is happier than his brother.        |
| busy      | busier      | She is busier than she was last year.  |
| easy      | easier      | This job is easier than that one.      |
| heavy     | heavier     | The box is heavier than the bag.       |
| gray      | grayer      | His hair is grayer than it used to be. |
| heavy     | heavier     | The box is heavier than the bag.       |
| gray      | grayer      | His hair is grayer than it used to be. |

### Practice

1. Complete the sentences with the comparative or superlative form of the words in brackets.

1. My brother is (taller) than I am.  
 2. This is the (most beautiful) city I have ever seen.  
 3. She is (smarter) than her brother.  
 4. This is the (worst) time I have ever had.  
 5. He is (stronger) than his brother.  
 6. This is the (most interesting) book I have ever read.  
 7. She is (nicer) than her sister.  
 8. This is the (best) movie I have ever seen.







**2. The Result of the Product Design based on Module (Designing Phase)**

*a. The Result of Development of Rubric for Expert and Teacher*

This section presented some aspects on “it’s different but we are happy with content material is *comparative degree*” and “joyful Idhul-Adha in Indonesia with content material is *how to express something*”. They included the systematic

organization of materials, systematic of English teaching, and systematic content of English. All of the aspects were discussed on the following.

#### 1) Systematic Organization of Materials

Systematic organization of materials included cover design, layout, organization of materials, and instructional objectives (see appendix 2). First, cover design indicated that the cover is attractive to the learners. Second, layout included with 1) the layout is clear for learners and 2) the layout is attractive to the learners. Third, instructional objectives covered with 1) the instructional objectives are clear, 2) the instructional objectives are understandable, 3) the instructional objectives ordered appropriately, and 4) the instructional objectives reflect to the topic.

#### 2) Systematic of English Teaching

Systematic of English teaching covered activities that contain 3 parts, they were 1) the activities are attractive, 2) the activities are motivated learners, and 3) the activities are varied in format.

#### 3) Systematic content of English

Systematic content of English identified 4 parts. They were example, topic/subtopic, content of the materials, and language. First examples were dealt with 1) the example were clear, 2) the example were understandable, 3) the example are too easy, 4) the example are too difficult, and 5) the example help learners to understand the material. Second, topic/subtopic divided into 1) the topics were appropriate with the syllabus, 2) the topics were relevant with the learners' need and interest, and 3) the topics were developed attractively. Third,



content of materials measured 1) the content of the materials is clear, 2) the content of the materials is appropriate, 3) the content of the materials is understandable, 4) the content of the materials matches with the goals of the course, 5) the content of the materials matched the objectives of the course, 6) the content of the materials matches with students' needs, and interest, 7) the content of the materials are well designed, and 8) the content of the materials is up-to-date. Last, language dispensed 1) the language used was appropriate with students' English proficiency, 2) the language was clear, and 3) the language was understandable.

*b. The Result of Development and Expert Judgment Suggestion*

Considering of the teaching materials that developed, the expert found some grammatical errors and misspelling words in the product especially in instruction of the learning activities. The expert also told the researcher to use the simple language in the content of materials. Forward, the expert said that the researcher should give more example and make a different format for each exercise so that the task more varieties. The experts also give advice for the design, it should be full color, and improve the layouts settlement.

***B. Discussion***

Foreign Language Intensification Program (PIBA) is one of the work program owned by UIN Alauddin Makassar. PIBA is a program consisting of two courses namely Arabic and English. This activity is for new students in the first and second semester. Although PIBA is not a general course, but this program is a compulsory course and lectures outside of other courses in general.

## **1. The Necessary of Text Book for the PIBA's Program**

Textbooks are one source of learning and teaching materials that are widely used in learning. Textbooks are indeed teaching materials as well as learning resources for students who are conventional. However, although conventional and has been used for a long time and many consider traditional, textbooks are still quite able to contribute well to learning. Some learning materials cannot be taught without the help of textbooks. Especially in a foreign language intensification program required by a campus, in this case is PIBA.

Sources and creators of text book lessons can come from a wide variety. The essence of textbooks is to provide students with information and materials through printed materials. The textbook contains the subject matter plus the relevant information thoroughly and completely so that the use of textbooks can be used side by side or without learning resources or other learning media.

In general, textbooks are issued or published by publishers that offer many to each educational institution. This allows one institution or school to another to use different textbooks in different courses and grade of semester. Textbooks are easy-to-use learning materials and resources. In use is also very easy, learners simply read and understand the material contained in the book, no need other special skills needed to use textbooks lessons. This is also a printed material is widely used.

## **2. Function and Purpose of providing PIBA textbooks**

Textbooks have many functions, goals and usefulness or benefits in supporting the learning process. Nasution in Prastowo (2012: 169) mentions there

are several functions, goals and benefits or usefulness of textbooks lessons, namely: textbook Function and benefits or useful text textbooks.

Textbook function here as reference material or reference material by students, as an evaluation material, as an educator tool in carrying out teaching, as one of the determinants of teaching methods or techniques that educators will use, purpose of Text Lesson Text, make it easy for educators to deliver learning materials, allow students to repeat lessons or learn new lessons, provide learning materials that appeal to students.

Benefits or Useful Text Textbooks are becoming a lecturer's hand in determining teaching methods, provide an opportunity for learners to repeat lessons or learn new material, providing knowledge for learners and educators, being an absolute requirement to get a certificate as a liability in the completion of the final task.

Making textbook lessons that fit with the function, purpose and benefits would be enough to make the textbook as the right teaching materials. Lecturers and students also should not be confused again with the selection of learning resources that will be used. Of course the selection of textbooks as a source of learning should pay attention to the specific things and components of the compilers of learning resources. Especially on the teaching materials given when the PIBA program implemented.

**3.Designing PIBA textbooks accordingto the theme that made by PIBA institution.**

According to Prastowo (2011: 49), the main step of making teaching materials consists of three important stages that include the analysis of teaching materials needs, preparation of teaching material maps and making teaching materials. The first stage of teaching materials, the analysis of teaching materials needs, is a stage that provides an opportunity to convince themselves that what will be written is really needed in the field and can solve the existing problems.

The assumption is that before writing the teaching materials (books) there are already other similar teaching materials, but they contain many weaknesses or problems. Hopefully later weaknesses can be overcome. At this stage the problem analysis is done operationally. To be able to help identify problems that will be solved in a concrete and measurable way, by answering the following questions: (1) Who will use the book to be written? (2) What do they experience right now with the existing book? (3) How will the impact be reviewed in terms of motivation, cost and time? (4) What do students expect to do after using the book to be written? (5) How do I know if the student has progressed? (6) Describe what would happen if the problem was left.

To respond to the problems identified above, then point to the above problem solving and the special things of the teaching materials to be written. Next we will enter the second stage, which is composing teaching materials shaped textbook lessons. The steps of preparation of teaching materials in the form of text book lessons according to Prastowo (2011) are as follows:

1. Analyze the curriculum / themes

One of the criteria of a good teaching material is its suitability with the applicable curriculum or theme. Thus, before starting to create teaching materials, the compiler should first study the curriculum and the prevailing theme. The curriculum analysis involves reviewing competency standards and basic competencies. From basic competency then elaborated become indicator of achievement and subject matter. Furthermore, the subject matter that has been identified is mapped and compiled. After that, the writing process begins. However, because in PIBA has not applied the patent curriculum, the authors try to design it in accordance with the existing theme and in accordance with the students' need analysis who have been studied.

#### 2. Determine the title of the book

To specify a title in general based on the subject matter. So, if we have found the subject matter, then that is what we make the title of each chapter of the book we compile. While the title of his book tailored to the learning program. In this case the author gives the name: English for PIBA program.

#### 3. Design an outline of books

Creating a book framework helps us create good paragraphs, build ideas and guide readers through our writing.

#### 4. Collecting references as writing materials

Writing materials should be current and relevant with the references that have been collected.

#### 5. References collected should be current and relevant to the study material.

References can be taken from books, scientific journals, research results, newspaper questionnaires and others.

6. Write a book with attention to the presentation of sentences that are tailored to the age and experience of readers.

Sentences which made in the book that we are compiling must consider the level of legibility. The length of the sentence should take into consideration the student's ability. In the average PIBA program they are vulnerable ages between 19-22 years. So, the material must have a language that is fresher and better.

7. Evaluate or edit the writing with a rereading

We need to re-read or ask friends to read what has been written in order to improve the quality of our writing. If there is a shortage, then it can be added or commented on. In PIBA materials that we design will be in the provision of expert validation by the people - people whom we entrust and of course have adequate authority.

#### **4. *Challenge of teaching materials of PIBA program in the future***

Actually, the steps of writing a book for teaching materials are a bit complicated. Even according to Putra (2007: 121) that text book lessons can be developed from the unit of lecture (SAP) / syllabus.

The syllabus is structured to fulfill 3 functions, namely guidance, maintenance and development, and assessment of teaching and learning process. As a guideline, the syllabus describes the subject matter / sub-topic to be presented, both completed and unfinished.

Then there is also the agreement of methods used in the teaching and learning process, time allocation, and learning resources used. In the maintenance and development section, there should be consistency, sequence, and relevance of teaching and learning process and connectivity and sustainability with other courses.

Furthermore, in the assessment there should be a reference assessment process and student learning outcomes as well as assessment of teacher performance. Then there should be a general purpose, which can be presented with the description of the program. Nor should any professional competence be supported.

The future challenge is, currently the PIBA program does not yet have a syllabus that is used with patents and universal. So in the future, this is a challenge that must be solved so that the design of future teaching materials can be more structured.

Besides that, there is no patented curriculum in PIBA's program. Curriculum study is one of the fundamental things that should not be missed when compiling textbooks. In the process, the curriculum being reviewed will serve as a philosophical foundation. Then after a review there will be a development of the curriculum that is used as the foundation.

The foundation that needs to be examined is reflected through learning approaches, educational objectives, content or content, procedures, and learning experiences to achieve the objectives and means of assessment.

## CHAPTER V

### CONCLUSIONS AND SUGGESTIONS

This chapter deal with conclusion of this research and suggestion for some people related to this research.

#### **A. Conclusion**

Based on the findings and discussions of the research that has been accomplished and are associated with the formulation of the research focus, it can be concluded that developing learning materials should be depended on syllabus and what learners' needs. It is to accomodate a good learning process for students. Also, the systematic organization of designing "*it's different but we're Happy and Joyful Idul-Adha in Indonesia*" dealing with the students' need analysis already checked by the expert in order to validate the whole materials in a Module and claimed that it was validated by the expert. It was developed based on the result of the analysis of the questionnaire that distributed to the students in Alauddin State Islamic University of Makassar who have been ever studied English PIBA, where the aim of the questionnaire was to know the students' need in English learning materials.

#### **B. suggestions**

This part refers to the suggestions for utilization and dissemination of the product. They were discussed in the following.



## 1. Utilization

This product is designed for PIBAs' Students in learning English material. It can be used in English Language Teaching Department. Therefore, it is strongly recommended for the tutors who teach English subject to use this product as their primary reference.

## 2. Dissemination

Many ways can be accomplished to disseminate this product. First, publishing for a commercial purpose can be the best way to disseminate it because the publisher will work hard to sell it as much as possible. Second, calling a seminar or workshop can also be away to disseminate it. It means that it was promoted to the public who attend to the seminar. Finally, the internet is also one of the best alternatives to disseminate it. It can be uploaded either for commercial or free, and then we share its link to our friends, community, and groups using Facebook, Twitter, E-mail, and other social media.

## BIBLIOGRAPHY

- Alwasilah, A. Chaedir. *Model Buku Pelajaran Bahasa Inggris SMP Kelas VII: Panduan Pengembangan*. Depdiknas : Jakarta. 2005.
- Anwar, I. *Development of Instructional Materials*. Lecture Material Online. UPI directory. Bandung. 2010.
- An-Najjar, Z. *Evidence of Science in the Sunnah*. Jakarta: Amzah. 2009.
- Ansari, E. *Principal Thoughts About Islam*. Jakarta: Business Enterprise.1976
- Arikunto, S. *Fundamentals Education Evaluation*. Jakarta: Earth Literacy.2013
- Depdiknas. *Pedoman Pengembangan Buku Pelajaran*. Jakarta : Pusat Perbukuan.2005.
- Djaali. *Measurement in Education*. Jakarta: Grasindo. 2008.
- Djamarah. *Teachers and Learners in Educational Interaction*. Jakarta: RinekaReserved. 2010.
- Djemari. *Measurement and Evaluation of Educational Assessment*. Yogyakarta:NuhaLitera. 2012.
- Jalaluddin. *Theological Education*. Jakarta: King GrafindoPersaja.2001.
- Khoir, Miftahul. “*Developing English Learning Materials for Young Learners. Based on Needs Analysis*,”Thesis.Makassar: School of Graduate Studies, State Islamic University of Alauddin. 2015.
- Langgulung, H. *Some Thoughts On Islamic Education*. Bandung: Al-Maarif. 1980.
- Madjid, A.*Progressive Design Innovative Learning Model*.Jakarta: Kencana. 2009.

- Mulyasa, E. *Character Education Management*. Jakarta: Earth Literacy.2015
- Munawar, S. *Actualization Quranic values in Islamic Education System*.  
Jakarta: PT Ciputat Press. 2005.
- Mustafa, Mustari. *ProfilMa'had Al-Jami'ahSamataGowa* :Universitas Islam NegeriAlauddin Makassar.2015.
- Nata,*The Islamic Perspective On Learning Strategy*. Jakarta: KencanaPrenadaMedia.2009.
- Nurdin, *Model Potential Learning Math Metacognitive Ability for Mastering Learning Tool*.Dissertation.Unpublished. Surabaya: Surabaya StateUniversity.2007
- Prastowo, Andi, *Panduan Kreatif Membuat Bahan Ajar Inovatif : Menciptakan Metode Pembelajaran yang menarik dan menyenangkan*. DIVA Press : Yogyakarta.2011.
- Purwanto. *Development Module*. Jakarta (PUSTEKKOM) MONE.2007.
- Putra, R. Masri Sareb, *How to write your own text book : cara cepat dan asyik membuat buku ajar yang powerful*. Kolbu : Bandung. 2007.
- Qaradawi.*Islam and Madrasah Education Hasan al-Banna*.Terj.Prof. H.Bustami A.Gani and Drs. ZainalAbidinAhmad, Jakarta: BulanBintang. 2007.
- Rahman, A. *The Encyclopedia of Science in the Quran*. Bandung: Mizania. 2007.
- Sanjaya, W.*Learning Strategy Process Oriented Education Standards*. Jakarta:KencanaPrenada Media.2011.
- Setyaningrum, Y. *Optimizing Application of Character Education in School Based Process Skills*, (online), (<http://ejournal.umm.ac.id/>, accessed March 6, 2012). 2011.

Thiangerajan Sivasailam, S. Semmel Dorothy, I. Semmel Melvyn, developing  
*Instructional teaching by 4D models, (1974)*

Trianto, *Design Model of Innovative Learning, Progressive, and Contextual.*

Jakarta: Prenadamedia group. 2014.

Vembriarto, St. *Introduction to Teaching Module.* Yogyakarta. 1987.


Wena, M. *Contemporary Innovative Learning Strategies.* Jakarta: PT Bumi

Literacy. 2011.

Wijaya. *Efforts to Reform in Education and Teaching.* Bandung: Remadja

work. 1988.

Winkel. *Teaching Psychology.* Yogyakarta: Timeless Media. 2009



**APPENDIX 1**  
**(Questionnaire for Students)**

**Identitas Responden**

**Nama :**

**Jenis Kelamin :**

**Usia :**

**Jurusan :**

**Fakultas :**

**A. Target yang ingin dicapai pada sistematika penyajian/ Organization materials,**

*Berikan tanda centang ( ) pada setiap pilihan Anda. Jawablah dengan jujur dan sesuai keinginan Anda.*

1. Apakah Anda suka apabila tutor memberikan formasi belajar sebelum perkuliahan PIBA dimulai?

Ya

Tidak

2. Formasi belajar apa yang paling Anda sukai?

Ice breaking

Warming up

Cukup dengan Berdoa

Cerita Motivasi/Inspirasi

Small Games

Semuanya

Lainnya \_\_\_\_\_

3. Pada saat perkuliahan PIBA akan dimulai, perlakuan apa yang Anda sukai?

Langsung mendengarkan penjelasan tutor

Langsung praktek saja

Memilih membaca instruksi di bahan ajar

Lainnya \_\_\_\_\_

4. Bentuk materi perkuliahan PIBA apa yang Anda sukai?

Teks

Bergambar

Dialog

Presentasi

Lainnya \_\_\_\_\_

5. Desain bahan ajar PIBA seperti apa yang paling anda minati?

Bergambar

Berwarna

Hitam putih

Lainnya \_\_\_\_\_

6. Model desain seperti apa yang Anda minati?

Karikatur

Kartun

Gambar nyata dalam kehidupan

Lainnya \_\_\_\_\_



UNIVERSITAS ISLAM NEGERI

ALAUDDIN

MAKASSAR

***B. Target yang ingin dicapai pada sistematika Isi pelajaran/ Content materials***

1. Dengan cara apakah yang lebih Anda sukai dalam mempelajari Bahan Ajar PIBA Bahasa Inggris yang berbasis integrasi keislaman anda?

Dengan cara menerima teori

Dengan cara bermain Games

Dengan cara menghafal kosakata

Lainnya: \_\_\_\_\_

2. Bahan Ajar PIBA Bahasa Inggris yang berbasis integrasi keislaman disajikan dalam bentuk?

Bacaan, susunan kosakata, tata bahasa, dan latihan

Percakapan dan latihan

Tata bahasa dan latihan

Lainnya: \_\_\_\_\_

3. Jika Bahan Ajar PIBA Bahasa Inggris yang berbasis integrasi keislaman anda diberikan bahan bacaan atau percakapan, maka tema keIslaman di dalamnya yang anda inginkan?

Kisah-kisah teladan para Nabi dan para sahabat Rosul

Wacana keIslaman terkini

Pengamalan keIslaman sehari-hari

Lainnya: \_\_\_\_\_

4. Berapa banyak unit yang anda inginkan dalam Bahan Ajar PIBA Bahasa Inggris yang berbasis integrasi keislaman selama perkuliahan PIBA (20 kali pertemuan termasuk pertemuan pertama, Mid Test, dan Final Test)?

2

4

6

Lainnya: \_\_\_\_\_

5. Menurut anda, perlukah penambahan ayat atau hadits terkait dengan materi yang disajikan dalam Bahan Ajar PIBA Bahasa Inggris yang berbasis integrasi keislaman anda?

Ya

Tidak

Lainnya: \_\_\_\_\_

6. Fokus skill dalam Bahan Ajar PIBA Bahasa Inggris yang berbasis integrasi keislaman yang anda butuhkan?

Speaking (Bercakap)

Reading (Membaca)

Writing (Menulis)

Lainnya: \_\_\_\_\_

7. Dengan cara apakah yang lebih Anda sukai dalam mempelajari Comparative degree?

Dengan cara menerima teori

Dengan cara bermain Games

Dengan cara menghafal kosa kata

Lainnya: \_\_\_\_\_



8. Jika materi Comparrative degree disajikan, maka siapakah tokoh pembanding yang inginan damasukkan kedalam materi?

Teman

Tokoh Dunia yang menginspirasi

Para Nabidan Sahabat

Lainnya: \_\_\_\_\_

9. Jika materi Comparrative degree, membahas tentang berbagai macam perbedaan maka perbedaan dari segi apa yang ingin anda masukkan kedalam materi?

Deskripsi orang

Deskripsi hewan

Deskripsi tumbuhan

Lainnya: \_\_\_\_\_

10. Dengan cara apakah yang lebih Anda sukai dalam mempelajari How to Express Somethings?

Dengan caramenerima teori

Dengan cara bermain Games

Dengan cara menghafal kosa kata

Lainnya: \_\_\_\_\_

11. Jika materi How to Express Somethings, maka siapakah tokoh yang ingin anda masukkan kedalam materi?

Teman

Tokoh Indonesia yang menginspirasi

Selebriti faforit

Para nabi dan sahabat

Lainnya: \_\_\_\_\_

12. Bagaimanakah bentuk penyajian materi How to Express Somethings yang anda sukai?

Percakapan

Bacaan

Interview

Lainnya: \_\_\_\_\_

***C.Target yang ingin dicapai pada sistematika pembelajaran/ Learning materials***

1. Model belajar apa yang Anda sukai?

Individu

Berpasangan

Project group

Lainnya: \_\_\_\_\_

2. Apabila Anda ditugaskan mengerjakan proyek dalam kelas, manakah yang anda pilih?

Proyek secara Individu

Proyek secara Berpasangan

Proyek secara Berkelompok

Lainnya: \_\_\_\_\_

3. Apabila Anda ditugaskan mempresentasikan materi perkuliahan yang terkait, manakah yang anda pilih?

Presentasi secara individu

Presentasi secara berpasangan

Presentasi secara berkelompok

Lainnya: \_\_\_\_\_

4. Apakah Anda suka jika kegiatan belajar mengajar dikombinasikan dengan game activities?

YA

TIDAK

5. Tulislah kebutuhan utama anda dalam mempelajari Bahasa Inggris, apa saja kesulitan anda, dan apa saja yang telah anda lakukan untuk meningkatkan kemampuan Bahasa Inggris anda?

.....

.....

UNIVERSITAS ISLAM NEGERI

ALAUDDIN

MAKASSAR

.....

.....

.....

.....

.....

.....

.....

.....

.....

.....

**-Thank you for taking the time to complete this questionnaire-**

## APPENDIX 2 (BLUE PRINT)

| Meeting         | Topic                      | Learning goals   | Content of Material   | Core Skill | Flow of Skills | Learning Activities   |  |  | Learning Instruction |                  |                    |   |            |
|-----------------|----------------------------|--|-----------------------|------------|----------------|---|--|--|----------------------|------------------|--------------------|---|------------|
|                 |                            |  |                       |            |                | Introduction  | Core   | Closing  | Pre-Study            | Type of Activity | Amount of Activity | Text Structure  | Glosary    |
| 1 <sup>st</sup> | We are Different but Happy | Students should understand about:  | Degree of Comparisson | Speaking   |                | <p>The tutor gives some motivation's stories.</p> <p>the tutor checks the students' attendace list.</p> | <p>The students read the dialog in pairs.</p> <p>Giving a Brief explanation about comparisson degree.</p> <p>Memorizing at least 10 words of degree of comparisson</p> | <p>The students submit their memorized to the tutor.</p> |                      | Individual work  | 6                  | <p>I do remember it. Of course I'm taller than you.</p> <p>I am smarter than you.</p> | Adjectives |
| 2 <sup>nd</sup> |                            | <p>what is degree of comparrisson,</p> <p>how to make a degree of comparrisson dialog,</p> <p>and also can differenciate the positive, comparrative, and superlative degree.</p> |                       |            |                |   |  |  |                      |                  |                    |   |            |

|                 |   |  |  |          |  |   |   |   |   |  |  |  |            |
|-----------------|---|--|--|----------|--|---|---|---|---|--|--|--|------------|
| 3 <sup>rd</sup> | Joyful<br>Idhul Adha<br>in<br>Indonesia | Students should understand about:<br><br>what is expression sadness and happiness,<br><br>how to make an expression sadness and happiness, | Expression<br>Sadness and<br>Happiness | Speaking |  | The tutor gives some motivation's stories.<br><br>the tutor checks the students' attendance list. | The students are given some dialogues in pair that will be learned today.<br><br>Giving a Brief explanation about expression sadness and happiness.<br><br>Memorizing at least 10 words of expression happiness in formal and non formal situation. | The students submit their memorized to the tutor. |   | Individual work  | 6  | It was a joyful occasion.<br><br>She had a delighted smile.<br><br>She seemed to be the happiest bride I've ever seen.<br><br>Fans were downhearted by the defeat. | Adjectives |
| 4 <sup>th</sup> |   |  |  |          |  |   | Speaking  |   | The tutor gives some motivation's stories.<br><br>the tutor checks the students' attendance list. | Memorizing at least 10 words of expression happiness in formal and non formal situation.<br><br>Doing practice one and two.<br><br>Make a sentence sadness and happiness | The students submit their task to the tutor. |  | Team work  |

## APPENDIX 3 RESULT OF QUESTIONNAIRE

### 3.1 Result of questionnaire part A

| Part | Number | Question  | Answer  | Conclusion  |
|------|--------|---|---|---|
| A    | 1      | Do you like if the teacher gives you the learning formation before the class started?   | 1. Yes =40<br>2. No = 0   | The students like if the teacher give learning formation before the class started.  |
|      | 2      | What kind of opening formation do you like most?  | 1. Ice Breaking = 3<br>2. Warming Up = 6<br>3. Only pray = 13<br>4. Motivation story = 17<br>5. Small Games =1  | Most of them likemotivation story for opening formations.   |
|      | 3      | When the classis started, what kind of activity do you like?  | 1. Listen to the teacher's explanation directly = 24<br>2. Directly to practice = 3<br>3. Reading the instruction from the book = 9                   | They chose to listen to the teacher's explanation directly.   |
|      | 4      | What kind of learning material that you like?   | 1. Text =1<br>2. Picture = 12<br>3. Dialogue = 19<br>4. Presentation = 2  | They liked if the materials in text with the dialogue content.  |
|      | 5      | What kind of book design that you wish for?   | 1. Picture = 21<br>2. With colors = 13<br>3. Black and white = 2  | The students like if the book is designed with pictures   |
|      | 6      | What kind of design model that you wish for?  | 1. Caricature = 6<br>2. Cartoon = 17<br>3. Real picture = 15  | They most like use cartoon  |
|      | 7      | In what ways would you prefer to study English in PIBA's Program?   | 1. By accepting the theory = 5<br>2. By playing Games = 24<br>3. Bymemorizing vocabulary = 8  | The students prefer to study English in PIBA's program by playing games.  |
|      | 8      | PIBA Instructional Materials English-based integration of Islam is presented in the form?   | 1. Reading, arrangement of vocabulary, grammar, and practice. = 16<br>2. Conversationand practice. = 21<br>3. Grammar and practice =1                 | Most of them like conversation and practice form.   |
|      | 9      | If the English materials are based on the integration of Islamic and given reading material or conversation, then what theme do you want?               | 1. Exemplary Stories of the Prophets and Companions of the Apostles. = 11<br>2. The current Islamic discourse. = 14<br>3. Daily Islamic practice = 11 | The theme that they want is the current islamic discourse   |
|      | 10     | How many units do you want in English learning materials (20 meetings including first meeting, Mid Test, and Final Test)?                               | 1. Two units = 8<br>2. Four units = 21<br>3. Six units =1   | They want only four units in English learning text book for PIBA's program.   |
|      | 11     | In your opinion, should the verse or hadith related to the material presented is in the Instructional Materials English PIBA based Islamic integration? | 1. Yes = 29<br>2. No = 10   | The students feel that it is needed to add verse or hadith related to the material presented in the instructional materials for PIBA's program. |
|      | 12     | What kind of focus skills for English Lesson in PIBA's program based on the Islamic integration do you need?  | 1. Speaking = 34<br>2. Reading = 3<br>3. Writing = 1  | The students need to focus in speaking skill.   |

### 3.1 Result of questionnaire part B

| Part | Number | Question   | Answer   | Conclusion  |
|------|--------|--|--|---|
| B    | 1      | In what ways would you prefer to learn Comparative degree?   | 1. By accepting the theory = 9.<br>2. By playing Games = 22.<br>3. Bymemorizing vocabulary =7                            | The students prefer to learn comparative degree by playing games.             |
|      | 2      | If Comparative degree material is presented, then who is the comparative figure do you want to include in the material?                    | 1. Friends = 10<br>2. Inspiring World Leaders =19<br>3. Prophets and Companions = 10                                     | The students wanted to mention inspiring world leaders.                       |
|      | 3      | If Comparative degree material discusses different kinds of differences then what difference do you want to incorporate into the material? | 1. Person descriptions=31<br>2. Animal descriptions =7<br>3. Description of plants =0                                    | The students wanted to mention about person descriptions                      |
|      | 4      | What way do you prefer in learning how to express something ?  | 1. Receiving theory = 6<br>2. Playing games = 32<br>3. Memorizing vocabulary = 0   | The students wanted to learning by playing games.                             |
|      | 5.     | If the material is How to Express Something, then who are the characters you want to include in the material?                              | 1. Friends = 10<br>2. Indonesian figures who inspire = 14<br>3. Favorite celebrity = 6<br>4. prophets and companions = 8 | The students prefer in indonesian figure who inspire.                         |
|      | 6      | How is the presentation of how to Express Something material you like?   | 1. Conversation =31<br>2. Reading = 6<br>3. Interview = 1  | The students like conversation form in how to express something presentation. |

### 3.1 Result of questionnaire part C

| Part | Number | Question  | Answer   | Conclusion  |
|------|--------|---|--|---|
| C    | 1      | In what way do you like to learn?   | 1. Individual = 4<br>2. Pair = 9<br>3. Group = 19<br>4. Discussion = 9                     | The students like to learn in group ways  |
|      | 2      | If you are asked to do a project in class, which one will you choose?                   | 1. Individual project = 11<br>2. Pairing project = 12<br>3. Group project = 16             | The students will do a project class in group project   |
|      | 3      | If you are asked to present the materials in class, what way you will choose?           | 4. Present it by yourself = 16<br>5. Present it in pair = 6<br>6. Present it in group = 19 | The students will present the materials in group  |
|      | 4      | Do you like if the teaching and learning process will be combined with game activities? | 4. Yes = 40<br>5. No = 0   | The students like if the teaching and learning process will be combined with game activities. |

**APPENDIX 4**  
**RUBRIC FOR EXPERTS AND TEACHER JUDGEMENT**


| No | Aspects                              | Component                 | Criteria   | Yes | Partly | No |
|----|--------------------------------------|---------------------------|--|-----|--------|----|
| 1. | Systematic Organization of Materials | Cover Design              | The cover is attractive to the learners                          |     |        |    |
|    |                                      | Layout                    | The layout is clear for learners                                 |     |        |    |
|    |                                      |                           | The layout is attractive to the learners                         |     |        |    |
|    |                                      | Organization of Materials | The materials are organized attractively                         |     |        |    |
|    |                                      |                           | The organization of material in the form of units is appropriate |     |        |    |
|    |                                      |                           | The materials are organized in logically ordered tasks           |     |        |    |
|    |                                      | Instructional objectives  | The instructional objectives are clear                           |     |        |    |
|    |                                      |                           | The instructional objectives are understandable                  |     |        |    |
|    |                                      |                           | The instructional objectives ordered appropriately               |     |        |    |
|    |                                      |                           | The instructional objectives reflect to the topic                |     |        |    |
| 2. | Systematic English Teaching          | Activities                | The activities are attractive                                    |     |        |    |
|    |                                      |                           | The activities are motivated learners                            |     |        |    |
|    |                                      |                           | The activities are varied in format                              |     |        |    |
|    |                                      | Example                   | The example are clear  |     |        |    |
|    |                                      |                           | The example are understandable                                   |     |        |    |
|    |                                      |                           | The example are easy   |     |        |    |
|    |                                      |                           | The example are too  |     |        |    |



|    |                               |                          |   |  |  |  |
|----|-------------------------------|--------------------------|---|--|--|--|
| 3. | Systematic content of English |                          | difficult   |  |  |  |
|    |                               |                          | The example help learners to understand the material                            |  |  |  |
|    |                               | Topic/Subtopic           | The topic are appropriate with the syllabus                                     |  |  |  |
|    |                               |                          | The topic are relevant with the learners' need and interest                     |  |  |  |
|    |                               |                          | The topic are develop attractively  |  |  |  |
|    |                               | Content of the materials | The content of the materials is clear   |  |  |  |
|    |                               |                          | The content of the materials is appropriate                                     |  |  |  |
|    |                               |                          | The content of the materials is understandable                                  |  |  |  |
|    |                               |                          | The content of the materials matches with the goals of the course               |  |  |  |
|    |                               |                          | The content of the materials is matches the objectives of the course            |  |  |  |
|    |                               |                          | The content of the materials is matches with the students' needs, and interests |  |  |  |
|    |                               |                          | The content of the materials are well-designed                                  |  |  |  |
|    |                               |                          | The content of the materials is up-to-date                                      |  |  |  |
|    |                               | Language                 | The language used is appropriate with students' English proficiency             |  |  |  |
|    |                               |                          | The language is clear   |  |  |  |

|  |  |  |                                |  |  |  |
|--|--|--|--------------------------------|--|--|--|
|  |  |  | The language is understandable |  |  |  |
|--|--|--|--------------------------------|--|--|--|

*Adapted from Ghobrani (2011: 517-518) and Wodyatmoko (2011) in Sukirman (2013).*



UNIVERSITAS ISLAM NEGERI  
**ALAUDDIN** TTD  
 M A K A S S A R

(.....)

Expert/Teacher Judgment

**APPENDIX 5**  
**WORKSHEET FOR EXPERT AND TEACHER JUDGEMENT**

| No | Part/page | Mistakes | Revision |
|----|-----------|----------|----------|
|    |           |          |          |
|    |           |          |          |
|    |           |          |          |
|    |           |          |          |
|    |           |          |          |
|    |           |          |          |

*Adapted from Ghobrani (2011: 517-518) and Wodyatmoko (2011) in Sukirman (2013).*






# English for PIBA

Module  
Version

digunakan dalam lingkup  
UIN Alauddin Makassar



Penyusun :

UNIVERSITAS ISLAM NEGERI  
ALAUDDIN  
MAKASSAR

# CHAPTER I : WE ARE DIFFERENT BUT HAPPY



*O mankind, indeed We have created you from male and female and made you peoples and tribes that you may know one another. Indeed, the most noble of you in the sight of Allah is the most righteous of you. Indeed, Allah is Knowing and Acquainted.*

*(Al-Hujurat-13, Surah The Dwellings Verse-13)*



UNIVERSITAS ISLAM NEGERI

**ALAUDDIN**

M A K A S S A R

## CONTENT MATERIAL: Degree of Comparison

### Learning Purpose :

- ✓ The students know about degree of comparison
- ✓ The students know how to make a dialog using degree of comparison words
- ✓ The students able to differentiate the kinds of degree of comparison



### Warm Up

Read the conversation among Salam, Syukur and Frans below!



**Salam** : Hi Syukur, Do you remember who is tallest in our group?

**Syukur** : Yes, you are taller than me, eventhoughtyou are the tallest among us.

**Salam** : But, I know that you are older than me, right?

**Syukur** : Right, I am the oldest in our group.

**Frans** : By the way, who is taller between I and Lahab?

**Syukur**: I thinkyouare taller than Lahab.

**Salam** : Is he older than Lahab too?

**Syukur** : Of course, because Frans is fifteen years old but Lahab is ten years old.



## Introduction




The underline words is our material today called: "**Degrees of Comparison**"

**Degrees of Comparison** are used when we compare one person or one thing with another. There are three Degrees of Comparison in English.

They are:

1. **Positive degree.**
2. **Comparative degree.**
3. **Superlative degree.**

Let's see what they are!

| Comparison         | Definition   | Example   | Illustration  |
|--------------------|--|---|---|
| <b>Positive</b>    | to compare two or more people or something that has <i>the same</i> quality of work or character.          | - Maryam is as tall as Aisyah (adjective).      |   |
| <b>Comparative</b> | to compare two or more people or something that has a quality work or nature that <i>is not the same</i> , | - Ismail plays soccer as well as Daud           |  |
| <b>Superlative</b> | to compare a person or something <i>with a group</i> or group.   | - I am the most handsome in my dormitory's room |  |





In use if we want to declare Comparative Degrees: More level then all we need to do is simply add the letter **-R** or **-ER**, for example: Young: young (usual form) then becomes: Younger: younger (more level form).  
As for the use of Superlative Degrees: The most level then we need to do is add **-er** and **-est**, for example: Young: young (usual form) then becomes: Youngest: Younger (most level form).

Then we can change this adjective based on its level to be:

| Positive | Comparative | Superlative |
|----------|-------------|-------------|
| Big      | Bigger      | Biggest     |
| Cheap    | Cheaper     | Cheapest    |
| Clean    | Cleaner     | Cleanest    |
| Cruel    | Crueler     | Cruellest   |
| Fast     | Faster      | Fastest     |
| Fat      | Fatter      | Fattest     |
| High     | Higher      | Highest     |
| Hot      | Hotter      | Hottest     |
| Light    | Lighter     | Lightest    |
| Loud     | Louder      | Loudest     |
| Low      | Lower       | Lowest      |
| Near     | Nearer      | Nearest     |
| Old      | Older       | Oldest      |
| Small    | Smaller     | Smallest    |
| Shallow  | Shallower   | Shallowest  |
| Short    | Shorter     | Shortest    |
| Strong   | Stronger    | Strongest   |
| Tall     | Taller      | Tallest     |

The words with ended by “-Y”

| Positive | Comparative | Superlative |
|----------|-------------|-------------|
| Busy     | Busier      | Busiest     |
| Crazy    | Crazier     | Craziest    |
| Dry      | Drier       | Driest      |
| Happy    | Happier     | Happiest    |
| Lazy     | Lazier      | Laziest     |
| Luck     | Luckier     | Luckiest    |

However, not all adjectives or adjective modes of change only add the -R, -ER, or -EST suffixes only. There are some adjectives that are indeed the way of change it uses the word MORE for more forms, and MOST for most forms.

Usually on the word properties consisting of two syllables or three words.

Example:

| Positive  | Comparative    | Superlative    |
|-----------|----------------|----------------|
| Careful   | More careful   | Most careful   |
| Careless  | More careless  | Most careless  |
| Charming  | More charming  | Most charming  |
| Different | More different | Most different |
| Difficult | More difficult | Most difficult |
| Diligent  | More diligent  | Most diligent  |
| Famous    | More famous    | Most famous    |
| Nervous   | More nervous   | Most nervous   |
| Readable  | More readable  | Most readable  |
| Terrible  | More terrible  | Most terrible  |
| Useful    | More useful    | Most useful    |
| Useless   | More useless   | Most useless   |

There are also some adjectives that do not meet the rules as described above, including the words:

| Positive | Comparative | Superlative |
|----------|-------------|-------------|
| A little | Less        | Least       |
| Bad      | Worse       | Worst       |
| Good     | Better      | Best        |
| Many     | More        | Most        |
| Much     | More        | Most        |

Okay, it seems quite the explanation, remember to keep a lot of practice and continue to add vocabulary in English.

As an exercise you can search for other adjectives and try to transform them into more levels and levels.



## Practice

 Complete the following sentence with the right 'COMPARATIVE' form!

1. Sulaeman is 165 cm tall. Bilqis is 167 cm tall. So, Bilqis is taller than Sulaeman.
2. My father is 45 years old. My mother is 46 years old. So, My mother is \_\_\_\_\_ than my father.
3. A buffalo is big. But, an elephant is \_\_\_\_\_ than a buffalo.
4. Bengawan Solo river is long but Nil river is \_\_\_\_\_ than Bengawan Solo river.
5. Most students think Mathematic is \_\_\_\_\_ than Social Science.
6. Roger is 12 years old. Danu is 15 years old. So, Roger is \_\_\_\_\_ than Danu.
7. A hill is \_\_\_\_\_ than a mountain.
8. A horse runs \_\_\_\_\_ than a goat.
9. A car's price is usually \_\_\_\_\_ than a motorbike's price.
10. The red jacket is 60,000 rupiahs. The blue jacket costs 75,000 rupiahs. The red jacket is \_\_\_\_\_ than the blue jacket.

✚ *Make 5 sentences with the proper Superlative form among the people by see this picture!*



FATIMAH -- JIRAH -- ROY -- IRFAN

**Example:** *Jirah is the cutest in the picture*

1. (.....)
2. (.....)
3. (.....)
4. (.....)
5. (.....)



✚ *Arrange the proper 'EQUATIVE' sentence below!*

1. elephant - the - is the- animal on the earth - biggest

**Example :** *The elephant is the- biggest animal on the earth*

2. Maya - in my class - She never comes late to school - diligent - is the student  
(.....)
3. are expensive- But the jacket - is the red one - most expensive - Those jackets  
(.....)

4. All - students - think - that - Mathematic - is the - subject in the - most difficult- school.

(.....)

5. Mr. Ron - in our school - He - never - gets angry to us- best- is the teacher

(.....)

6. four tall student - But the student- is Raka- tallest- in my class- There are

(.....)

7. Cheetah - the - runner animal- on the earth - fastest - is known as

(.....)

8. An ant - may be - in the world - more patient - the animal

(.....)

9. Jakarta- biggest - Indonesia.- is the city in

(.....)

10. Arnold - cleans his - room - twice a day. That's way- his room- is the among - our rooms- cleanest

(.....)





## My Trick

If you want to endorse the comparison degree, you just memorize these secret sentences:

### *Positive degree:*

S + to be + the same + adjective + as + object ----> My car is **the same** price **as** his car

Subject + to be + as + adjective + as + object ----> I am **as smart as** you

### *Comparative degree:*

S + V + Adjective + er + Than + S ----> My sister is **shorter than** I am

S + V + More + Adjective + Than + S ----> Beach is **more interesting than** mountain

### *Superlative degree:*

- S + V + Adjective + est (1 syllable) ----> Stich's house is **the cheapest**
- S + V + Most + Adjective (2 or more syllable) ----> Lulu's house is **the most expensive**



## Production

UNIVERSITAS ISLAM NEGERI

ALAUDDIN

M A K A S S A R

*Make the dialog between your partners that use minimum 4 words below !*

|          |           |                |                |
|----------|-----------|----------------|----------------|
| Bigger   | Biggest   | Older          | Oldest         |
| Smaller  | Smallest  | More difficult | Most difficult |
| Stronger | Strongest | Prettier       | Prettiest      |
| Luckier  | Luckiest  | More famous    | Most famous    |
| Better   | Best      | More diligent  | Most diligent  |



## Islamic Profile

One of the best role model of tolerance is Muhammad saw. Rasulullah SAW. plainly, once exemplified the practice of tolerance that may be almost unbelievable by some Muslims in the digital era.



For example, to the old Jewish beggars who settled in one corner of the market in Medina. Every day, the Prophet came to feed the beggar, who in addition to the age factor, he also was not able to see (blind). And, every Prophet came to feed, the Jewish beggar always mentioned Muhammad as a bad person, must be shunned and so on.

Until in the end, the old Jew was shocked, when the hands that used to feed him so far were different one day. Yes, it is the hand of Abu Bakr Ash-Shiddiq who always wants to follow the Prophet in everything.

At that moment, the Jews got the news that the hand that had been feeding him was gone, and the hand was the hand of Prophet Muhammad SAW.

After knowing this he immediately testified that Muhammad is indeed a prophet sent by God and the bearer of affection among the people



## Help Me Please.. !

Please help me to underline the adjectives above and make it a comparative and superlative word !





# My Vocabulary

## Word

## Meaning

### A

A little

Sedikit

### B

Bad  
Big  
Busy

Buruk  
Besar  
Sibuk

### C

Careful  
Careless  
Charming  
Cheap  
Clean  
Crazy  
Cruel

Berhati-hati  
Ceroboh  
Menarik  
Murah  
Bersih  
Gila  
Kejam

### D

Different  
Difficult  
Diligent  
Dry

Berbeda  
Sulit  
Rajin  
Kering

### F

Famous  
Fast  
Fat

Terkenal  
Cepat  
Gemuk

### G

Good

Baik

### H

High  
Happy

Tinggi  
Bahagia

## Word

## Meaning

### L

Light  
Loud  
Low  
Lazy  
Luck

Terang  
Nyaring  
rendah  
Malas  
Beruntung

### M

Many  
Much

Banyak  
Banyak

### N

Nervous  
Near

Gugup  
Dekat

### O

Old

Tua

### R

Readable

Dapatdibaca

### S

Shallow  
Short  
Strong  
Small

Dangkal  
Pendek  
Kuat  
Kecil

### T

Terrible  
Tall

Mengerikan  
Tinggi

### U

Useful  
Useless

Berguna  
Takberguna



## CHAPTER II

### THE JOYFUL OF IDUL ADHA



*Their meat will not reach Allah, nor will their blood, but what reaches Him is piety from you. Thus have We subjected them to you that you may glorify Allah for that [to] which He has guided you; and give good tidings to the doers of good*

*(Surah Surat Al-Hajj Ayat37)*



UNIVERSITAS ISLAM NEGERI

**ALAUDDIN**

M A K A S S A R

## CONTENT MATERIAL : “How To Express Sadness & Happiness”

### Learning Purpose :

- ✓ The students know about expression sadness & happiness
- ✓ The students know how to make an expression sadness & happiness



## Warm Up

*Read the conversation below!*

### Dialog 1:

Tasya : Wow, Whose cat is it?

Dani : This is my cat. Mr. Suryana gave it to me.  
I am so happy about it.

Tasya : Look at him. He is cute!

Dani : You know, I really want to have a cat.

Tasya : You must be so happy for that.

Dani : Of course I am!



### Dialog 2 :

Salman : What's going on Sin?

Usin : I'm very sad Man.

Salman : Why are you very sad, tell me come on!

Usin : I'm very sad because my grandmother  
has just passed away.

Salman : Oh no, I am sorry to hear that Sin.  
I can't believe what's going on.





## Introduction


### "Happiness vs. Sadness"

When one thinks of happiness and sadness one can not help think that these two terms are polar opposites of one another. But from previous experiences, the only way to fully appreciate the full spectrum of happiness; people also need to experience sadness. Sadness is something that can break someone's spirit, but happiness is something that can, and will repair it. From a personal standpoint, the moments I have experienced in sadness have made the happy moments even better.

We can show happiness expressions of by :


- Word
- Gestures

What would you say to express you happiness ? These are the most expression in the table :

| Express happiness   | Responds the expressing happiness:  |  |
|---|---|--|
| <ul style="list-style-type: none"> <li>• I like it.....</li> <li>• I love.....</li> <li>• I'm satisfied with</li> <li>• I'm pleased with</li> <li>• Oh, i'm so happy.</li> <li>• I can't say how pleased i am.</li> <li>• I had splendid time here.</li> <li>• I'm happy because.....</li> <li>• My life' fun of happy day</li> <li>• You make me happy</li> <li>• I'm so glad that you...</li> </ul> | Exciting<br>Great<br>Fantastic<br>You're right.<br>I think so.<br>I do, too.<br>I'd love to.<br>I am happy to hear that too | <div data-bbox="1279 1392 1474 1451" style="border: 1px solid black; padding: 2px; display: inline-block;">Nonformal</div><br><br><div data-bbox="1279 1749 1474 1808" style="border: 1px solid black; padding: 2px; display: inline-block;">formal</div> |

| Express Sadness   | Responds the expressing sadness:  |
|---|---|
| I'm Oh no/ oh dear!<br>Feeling blue.<br>Poor ...!<br>I feel so blue.<br>I was sad to hear ...<br>Oh, I just don't know what to do<br>I must say I had hoped ...<br>I'm very sad because ...<br>I'm really sad to know it.<br>I'm not in a good mood.<br>Please, don't disturb me, I have a<br>trouble.<br>I can't hold my tears on it | Take it easy<br>Lighten up<br>Cheer up<br>It'll get better soon<br>Don't be sad, please<br>Don't drop your self into sadness<br>Don't be sad I ever .... Don't worry ...<br>I'm sorry to hear that .... |

Nonformal

formal



## Practice

Read carefully and choose the correct answer between A, B, C, D, and E

1. Sinta : Hello Dina! My father gave me this phone two days ago. I'm so happy

Dina : That's good !

The underlined sentence expresses .....

- Happiness
- Sadness
- Congratulation
- Boredom

2. Sinta : I think it was a fun holiday

Dina : Oh, I'm so boring

Sinta : I'm so happy to know it.

Which includes a statement of happiness?

- a. 1 and 2
- b. 2 and 3
- c. 1 and 3
- d. 1

3. Hilal : I get the birthday present from my boyfriend, yesterday !

Mimi : \_\_\_\_\_

- a. I'll always remember that
- b. Fantastic! That's great.
- c. How boring.
- d. Bad luck

4. Jaka : Mom ! I have a good news !

Mom : What is it dear ?

Jaka : My English teacher told me that I got excellent score in the last test !

Mom : Really? Oh, ..... !

Jaka : Yeah mom, thanks

- a. No, I'm busy
- b. Sure.
- c. That's okay
- d. I'm proud of you dear

5. Aria : I am very happy because it got a good score.

Rika : Really?

Expression indicates that he is ...

- a. Expressing relief
- b. Expressing pain
- c. Expressing happiness
- d. Expressing sadness



✚ **Read the text and find out the other expression of happiness/pleasure in the text!**

**Tom:** Did you see the football match last night ?

**Andy :** No, I didn't. I typed my paper . Who played?

**Aris :** It was between Chelsea and West Ham United

**Tom :** Then, Who won?

**Linda:** West Ham, Of course. Noble presented three goals.

**Tom :** Fantastic!. I'm happy to hear that.

**Aris:** Yeah, I'm very impressed with him.

**Tom :** Noble will play again tonight a champion league . Let's see tonight .



## My Trick

If you want to endorse the comparison degree, you just memorize these secret sentences:

This is a list of vocabulary items related to emotions

### Happiness

| Expression          | Definition   | Example   |
|---------------------|--|---|
| happy / glad        | marked by pleasure, satisfaction, or joy.                  | She seemed to be the happiest bride I've ever seen. |
| content / contented | satisfied or showing satisfaction with things as they are. | She was a contented wife.                           |
| elated              | exultantly proud and joyful; in high spirits.              | The winner felt elated and excited.                 |
| joyful              | full of joy.   | It was a joyful occasion.                           |
| joyous              | full of or characterized by joy.                           | I heard a joyous laughter.                          |
| euphoric            | exaggerated feeling of well-being or elation.              | They received a euphoric welcome                    |
| delighted           | feeling or showing great pleasure.                         | She had a delighted smile.                          |
| gleeful             | exuberantly or triumphantly joyful.                        | She gave a gleeful smile.                           |
| mirthful            | full of mirth; merry or amusing.                           | A mirthful laughter.                                |

|          |  |                         |
|----------|--|-------------------------|
| jubilant | feeling or expressing great happiness and triumph. | I met a jubilant crowd. |
|----------|--|-------------------------|

### Sadness

| Expression      | Definition                            | Example  |
|-----------------|---------------------------------------|--|
| sad / unhappy   | feeling or showing sorrow.            | I can't bear the tears of a sad child.                 |
| feel blue       | feel sad.                             | She's feeling blue after what has happened to her son. |
| feel low / down | feel dispirited or be sad and gloomy. | I am feeling low because my best friend is very ill.   |
| depressed       | low in spirit; downcast.              | He was depressed by the loss of his son.               |
| downhearted     | marked by low spirits.                | Fans were downhearted by the the defeat.               |



### Production

Make 10 sentences in a paper which there is your **good news** that makes your partner is happy and **a bad news** that makes your partner is sad, and then your partner responds it directly.!

**Example :**

My Father will give you a lot of money (*your paper*)

---→ Really? I am happy to hear that. (*your friends response*)



## Islamic Profile

When Prophet Ismail reached his teenage, Prophet Abraham AS got the dream that he had to slaughter his son Ismail. And the dream of a prophet is one of the ways of the revelation of God, then the commandment he receives in the dream must be performed by Prophet Ibrahim. .



A son who has reached the age where his services can be utilized by the father, a son who is expected to be his heir and the survival of his descendants, suddenly must made qurban and must be taken away by the hand of the father himself. The moment of horrible slaughter has arrived. Tied down Ismail's hands and feet, he laid him on the floor, then picked up a sharp machete that was available and holding a machete in his hand,

In the end by closing his eyes, a machete is placed on Ishmael's neck and slaughter is done. But what power, so sharp machete that turned out to be dulled in the neck of Prophet Ismail and cannot function properly.

In the confused and sad state of heart, come to the Prophet Abraham God's revelation with his words: "O Abraham! You have successfully performed your dreams, so We will repay you. God commands Prophet Ibrahim slaughtered a goat which was available beside him and immediately cut the goat's throat by him with a dull knife in the neck of his son Ismail. And this is the origin of the sunnahberqurban performed by Muslims on every feast of AidilAdha in all corners of the world.



## Help Me Please.. !

Please help me to rewrite the happiness and sadness condition in this history !







# My Vocabulary

| Word           | Meaning       | Word       | Meaning            |
|----------------|---------------|------------|--------------------|
| <b>A</b>       |               | <b>M</b>   |                    |
| Appreciate     | Menghormati   | Machete    | Golok              |
| <b>B</b>       |               | Much       | Banyak             |
| Boredom        | membosankan   | <b>R</b>   |                    |
| <b>C</b>       |               | Reached    | Terjangkau         |
| Champion       | Pemenang      | Revelation | Pengungkapan       |
| Come           | Datang        | <b>S</b>   |                    |
| Commandment    | Firman        | Slaughter  | Penyembelihan      |
| Congratulation | Selamat       | Services   | Jasa               |
| Content        | Isi/Kandungan | Survival   | Kelangsungan Hidup |
| Contented      | Perasaan Puas | Sharp      | Tajam              |
| Crowd          | Gaduh         | <b>T</b>   |                    |
| <b>D</b>       |               | Teenager   | Anak belasan tahun |
| Depressed      | Tertekan      | Tied       | Diikat             |
| Descendant     | Keturunan     | <b>U</b>   |                    |
| Downhearted    | Putus Asa     | utilized   | Menggunakan        |
| Dream          | Mimpi         | Useless    | Tak berguna        |
| <b>F</b>       |               |            |                    |
| Fantastic      | Fantastis     |            |                    |
| Feel           | Merasakan     |            |                    |
| Full           | Penuh         |            |                    |

## APPENDIX 6

### DOCUMENTATIONS

This picture was taken when the respondent was filling down the questionnaires in *Ushuluddin and philosophy science faculty*.



This picture was taken when the respondents were filling down the questionnaires in *Syariah and law science faculty*. The students come from different faculty, they are from *economic and islamic bisnis faculty, health science faculty, preace and communication science faculty*.



This picture was taken when the respondents were filling down the questionnaires in *Technology and science faculty*.



This picture was taken when the respondents were filling down the questionnaires in *Adab and Humaniora faculty*.

## CURRICULUM VITAE



**Tajirah umajjah**, the writer, was born on June 18<sup>th</sup> 1995 in Bantaeng, South Sulawesi. She only has one sister, her name is Nur Thahirah. She is the second child of Abu Umajjah and Nurjannah.

In 2000, she started her education in TK Muhammadiyah Kolaka and graduated in 2001. She continued her study in MIN Dawi-Dawi graduated in 2007. She continued her study in MTs.s Nurul Yaqin, Dawi-Dawi and graduated in 2010. In the same year, she continued her study in the same institution for her Senior High School, MA.s Nurul Yaqin, Dawi-Dawi and graduated in 2013.

In following years, she continued her study at State Islamic University (UIN) Alauddin Makassar 2013-2017. Besides a student at the University, she also active in extra organization such as NGC (New Generation Club), IKAMABSII (Ikatan Mahasiswa Bahasa dan Sastra Inggris se-Indonesia), and IELTS REPUBLIC.