


**USING HYPNOTEACHING IN REDUCING STUDENTS'
SPEAKING ANXIETY FOR ELEVENTH GRADE
AT MA. MUHAMMADYAH
IN LIMBUNG**



A THESIS

*Submitted in Partial Fulfillment of the Requirement for the Degree of
Sarjana Pendidikan in English Education Department of
Tarbiyah and Teaching Science Faculty of
UIN Alauddin Makassar*

By:

RESKI AMALIAH

Reg. Number: 20400113124

**ENGLISH EDUCATION DEPARTMENT
TARBIYAH AND TEACHING SCIENCE FACULTY
ALAUDDIN STATE ISLAMIC UNIVERSITY
MAKASSAR**

2017


PERSETUJUAN PEMBIMBING

Pembimbing penulisan skripsi saudara **Reski Amaliah** NIM. 20400113124, mahasiswi Jurusan Pendidikan Bahasa Inggris pada Fakultas Tarbiyah dan Keguruan UIN Alauddin Makassar, setelah dengan seksama meneliti dan mengoreksi skripsi yang bersangkutan dengan judul "**Using Hypnoteaching in Reducing Students' Speaking Anxiety for Eleventh Grade at MA. Muhammadiyah Limbung**", memandang bahwa skripsi tersebut telah memenuhi syarat-syarat ilmiah dan dapat disetujui untuk diajukan ke sidang munaqasyah.

Demikian persetujuan ini diberikan untuk dipergunakan dan diproses selanjutnya.

Samata-Gowa, 28 November 2017

Pembimbing I


Dr. H. Nur Asik, M.Hum
NIP. 19570117 198203 1 001

Pembimbing II


Dahniar, S.Pd., M.Pd
NUPN. 9920100353

UNIVERSITAS ISLAM NEGERI
ALAUDDIN
M A K A S S A R

PERNYATAAN KEASLIAN SKRIPSI

Mahasiswa yang bertanda tangan di bawah ini:

Nama : Reski Amaliah
NIM : 20400113124
Tempat/ Tg. Lahir : Romang Bone, 02 November 1994
Jur/Prodi/Konsentrasi : Pendidikan Bahasa Inggris/S1
Fakultas/Program : Tarbiyah dan Keguruan
Alamat : Romang Bone, Gowa
Judul : Using Hypnoteaching in Reducing Students'
Speaking Anxiety for Eleventh Grade at MA.
Muhammadiyah Limbung

Menyatakan dengan penuh kesadaran bahwa skripsi ini benar adalah hasil karya sendiri. Jika dikemudian hari skripsi ini terbukti bahwa hasil plagiat, duplikat, atau dibuat oleh orang lain maka gelar yang diperoleh karenanya batal demi hukum.

Samata-Gowa, 28 November 2017

Penulis

UNIVERSITAS ISLAM UTARA
ALAUDDIN
M A K A S S A R
Reski Amaliah
NIM.20400113124

PENGESAHAN SKRIPSI


Skripsi yang berjudul, "*Using Hypnoteaching in Reducing Students' Speaking Anxiety for Eleventh Grade at MA. Muhammadiyah in Limbung*", yang disusun oleh **Reski Amaliah**, NIM: 20400113124, mahasiswi Jurusan Pendidikan Bahasa Inggris pada Fakultas Tarbiyah dan Keguruan UIN Alauddin Makassar, telah diuji dan dipertahankan dalam sidang munaqasyah yang diselenggarakan pada hari Kamis, tanggal **28 November 2017** yang bertepatan dengan tanggal **09 Rabiul Awal 1439 H** dan dinyatakan telah dapat diterima sebagai salah satu syarat untuk memperoleh gelar Sarjana Pendidikan (S.Pd.) pada Fakultas Tarbiyah dan Keguruan, Jurusan Pendidikan Bahasa Inggris dengan beberapa perbaikan.

Samata – Gowa, 30 Januari 2018 M
13 Jumadil Awal 1439 H

DEWAN PENGUJI (SK. Dekan No. 3032 Tahun 2017)

Ketua : Dr. Hamka Ilyas, M.Th.I.
Sekretaris : Dr. St. Aisyah Chalik, M.Pd.
Munaqisy I : Prof. Hamdan Juhanis, M.A., P.hd.
Munaqisy II : Dr. Kamsinah, M.Pd.I.
Pembimbing I : Dr. H. Nur Asik, M.Hum.
Pembimbing II : Dahniar, S.Pd., M.Pd.



Diketahui oleh:
Dekan Fakultas Tarbiyah dan Keguruan
UIN Alauddin Makassar, 


Dr. H. Muhammad Amri, Lc., M.Ag./k
NIP. 19730120 200312 1 001

ACKNOWLEDGMENT

Alhamdulillah Robbil 'Alamiin, the researcher would like to express the great thanks to almighty Allah SWT, the Lord of the universe, the most merciful who has given many chance and much inspiration and also good health for the writer to conduct this research. Salam and salawat to beloved prophet Muhammad SALLALLAHU 'ALAIHI WASSALLAM who has changed for the dark age to the bright era, and also as the best model in the world as a muslim.

The writer accepted much support from a number of people, for their valuable advice, criticism, and valuable suggestion during the writing of this thesis. Without them, this thesis probably was uncompleted. Hence, the writer would like to present the great gratitude and appreciation for:

1. **Prof. Dr. H. Musafir Pababbari, M.Si**, as the rector of Alauddin State Islamic University of Makassar
2. **Dr. Muhammad Amri, Lc., M.Ag**, as the dean of Tarbiyah and Teaching faculty of Alauddin State Islamic University of Makassar for advice during her study.
3. **Dr. Kamsinah, M.Pd** as Head and **St. Nurpahmi, S.Pd., M.Pd**, as a secretary of English Education Department of Alauddin State Islamic University of Makassar.
4. The special thanks to both of the writer's Consultants: **Dr. H. Nur Asik, M.Hum**, as the Consultant one and **Dahniar, S.Pd., M.Pd**, as the consultant two. My gratitude for valuable guidance, suggestion, and motivation as well as inspiration. Thank you for your time to advice the writer's writing so the writer can complete the thesis.

motivation as well as inspiration. Thank you for your time to advice the writer's writing so the writer can complete the thesis.

5. The writer's beloved parents: **Sangkala** and **Nursia** who always encourage, motivate, educate, and grant mercy for the writer. Thanks to the writer's grandmother, the writer's brothers, the writer's sister and the writer's big family for facilitating and scarifying.
6. The writer's beloved classmates in PBI 7&8 in English Education Department in academic year 2013. Thanks for the support and motivation during the constructing of this thesis.
7. The writer's friends **Sudarman Nasir, S.Pd** for giving some references to complete the writer's thesis, **Aswan, Aisyah, Muslimin Fahri** and **Abdul Muis** for their support and advice, and also **Risna** for helping the writer and for being the writer's friend.
8. And for all the people who could not be mentioned here for helping the writer in completing the writer's thesis.

The writer is aware that this thesis has much criticism and far from perfection. Hence, the writer hopes suggestion and correction will be appreciated. Hopefully, this thesis will give benefit to other people.

Samata-Gowa, 05 Februari 2017



The Researcher

LIST OF CONTENTS

TITLE PAGE	i
PERSETUJUAN PEMBIMBING	ii
PERNYATAAN KEASLIAN SKRIPSI	iii
ACKNOWLEDGMENT	iv
TABEL OF CONTENTS	v
LIST OF TABLES	vi
LIST OF FIGURES	vii
LIST OF APPENDICES	viii
ABSTRACT	ix
CHAPTER I (INTRODUCTION)	1-7
A. Background.....	1
B. Research Problem	5
C. Research Objective	5
D. Research Significances	6
E. Research Scope.....	6
F. Operational Definition of Terms	7
CHAPTER II (LITERATURE REVIEW)	8-21
A. Related Previous Findings	8
B. Some Pertinent Ideas	10
C. Definition of Hypnoteaching	10
D. Humans' Mind	11
E. Definition of Speaking.....	15
F. Definition of Anxiety.....	21
G. Level of Anxiety	21
CHAPTER III (RESEARCH METHODOLOGY)	20-30
A. Research Design.....	20
B. Research Variables.....	21
C. Population and Sample	21
D. Research Instruments	21
E. Data Collection Procedures	24
F. Data Analysis Technique	27
CHAPTER IV (FINDINGS AND DISCUSSION)	31-40
A. Findings	31
B. Discussion	36
CHAPTER V (CONCLUSION AND SUGGESTION)	41
A. Conclusion	41
B. Suggestion.....	41
BIBLIOGRAPHY	
APPENDICES	
DOCUMENTATION	
CURRICULUM VITAE	

LIST OF TABLE

Table 1 Indicator students' speaking anxiety.....	31
Table 2 Likert scale.....	36
Table 3 Scoring system of level anxiety	37
Table 4 Percentage score of experimental class in pre-questionnaires.....	40
Table 5 Percentage score of experimental class in post-questionnaires	40
Table 6 Percentage score of controlled class in pre-questionnaires.....	41
Table 7 Percentage score of controlled class in post-questionnaires.....	41
Table 8 The mean score in pre-questionnaires.....	42
Table 9 The mean score in post-questionnaires.....	42



LIST OF APPENDICES

Appendix A List of questionnaires	54
Appendix B List of interview	56
Appendix C Student's score of experimental class	58
Appendix D student's Answer of experimental class in pre-questionnaires.....	59
Appendix E student's Answer of experimental class in post-questionnaires	60
Appendix F Student's score of controlled class	61
Appendix G student's Answer of controlled class in pre-questionnaires	62
Appendix H student's Answer of controlled class in post-questionnaires.....	63
Appendix I The mean score of experimental and controlled class	64
Appendix J Standard deviation of experimental and controlled class	65
Appendix K The significant difference.....	67
Appendix L The distribution of t-table	68
Appendix M Lesson plan	69
Appendix N Documentation	86

ABSTRACT

Researcher : Reski Amaliah
Reg. Number : 20400113124
Title : *“Using Hypnoteaching in Reducing Students’ Speaking Anxiety for Eleventh Grade at MA. Muhammadiyah Limbung*
Consultant I : Dr. H. Nur Asik, M.Hum
Consultant II : Dahniar, S.Pd., M.Pd

The aim of this research was to find out how hypnoteaching in reducing students’ eleventh grade speaking anxiety at MA. Muhammadiyah Limbung. The research statement of this research was “To what extend does hypnoteaching effective in reducing student’s speaking anxiety for eleventh grade at MA. Muhmmadiyah in Limbung and objective of research was “To find out whether hypnoteaching effective in reducing student’s speaking Anxiety”.

The researcher used Quasi Experimental Design, that incriminating two classes were experimental class and control class. In the experimental class the researcher applied hypnoteaching method, while in the controlled class the researcher applied conventional teaching method. The population of this research was the eleventh grade students of MA. Muhammadiyah Limbung that consisted of 62 students. The sample of this research was taken by using purposive sampling technique, 20 from XI IPS as experimental class and 20 from XI Exact as controlled class. To obtain the data the researcher distributed Questioner and interview. The questionnaires were distributed in pre-test and post-test. The questionnaires were used to get data about psychological research. The researcher used Likert Scale to measure the result of the questionnaires. The questionnaires was used by the researcher was developed by Horwitz at al (1986). The use of hypnoteaching of this research can reduce students’ speaking anxiety of the students.

The mean score of questionnaires before and after treating is different. The mean score before treating was 94.25 and the mean score after treating was 51.45. It indicates that there was reduction of students’ speaking anxiety. It can be seen from the students’ answer in questionnaires. There were 60% students with low level anxiety, 35% students with moderate level anxiety, and 5% students with high level anxiety.

The result of research showed there was different score between pre and post questionnaires. The score of pre-questionnaires was higher than post questionnaires. The higher score, the higher level anxiety and the lower score, the lower level anxiety. This research was success to reduce the students’ anxiety in speaking, but there was student still high anxiety.

CHAPTER I

INTRODUCTION

This chapter deals with background, problem statement, objective of research, research significant, research scope, and operational definition of term.

A. Background

English is very important to learn because English is one of the languages in the world used by many people in many countries. It is also recognized as the main language for communication with other people from different countries and cultures. Due to the importance of English as an international language, many people try to learn and master it as soon as possible with the result that they will not find any difficulties in communicating with others especially these coming from abroad.

English as a global language is the key to be familiar with science, modern technology, as well as commerce. As an international language, English has gained its popularity all over the world including Indonesia. In the past era English was only taught in junior and senior high school, but in present time the teaching of English is expanding into primary schools. English has been learnt earlier for making the students be familiar of English. Eventually, people will not find about English anywhere. As a foreign language in Indonesia, English is seriously learned by many people to have a good prospect to be part of global community.

There are four skills in English are speaking, writing, reading and listening. Speaking is the ability to produce sounds that have meaning to express, show, and to deliver the ideas, opinion or feeling. According to Baso Jabu (2008: 95) said that

speaking and writing are said to be an active, or productive skill whereas listening and reading are said to be passive, or receptive skill. Among of them speaking is difficulties skill regarded by the students. Hence, speaking is active from feeling to be speech. In speaking activity involve some factors such as psychological, neurological, semantic and linguistic extensively.

Based on the student's assumption about speaking, the students regarded that frightened skill especially in English as foreign language. There are two factors why students regarded speaking is the most frightened skill are personal factors and interpersonal factors. The first personal is about personality, such as feeling ashamed and worry if making mistake. The second interpersonal factors means between two or more people, such as fear the teacher make correct when make mistake, fear their friends will laugh when make error in pronunciation, and worried when will take speaking test as well as feeling their friends have a good quality than him or her. Furthermore, the researcher assumed that the students suffer anxiety especially in speaking class in learning English as foreign language. Specifically, According to Worde (2003) said that foreign language learner anxiety identifying speaking in the target language as the most frightening skill. It is often reported that they feel stressed when they have take turns in the classroom to speak. Furthermore, the researcher find out that many of students feel anxious and prefer to be silent when speaking class. The students reluctant to speak because they afraid making mistake and the teacher will correct directly. The researcher found that the students have ability to speak in front of their friends but they have lack of interest and low self confidence and also

some of difficulties that was faced by the student are students feel hard to make sentence, the idea that will be deliver to be blank in their mind, and negative thinking what will deliver will be unsuitable with the good pronunciation. In addition, this is proven by the low level of students' scores, as the following quotes prove, Paul (1985) said that understanding English, or any language, is not easy. Language problems are very complicated and unlike any other problems we meet. They are also, for everybody, unavoidable problem. Furthermore, lack of motivation and interest, and also the vocabulary they know still poor. Thus, the students speak ungrammatically, and error in pronunciation.

Many factors make the students feel anxious in language class. There are three factors that are anxiety in communication, anxiety in test, and anxiety in get negative perception. These problems may overcome by creating fun learning and good situation in language class. The teacher may greet the students, helping the students and giving positive reinforcement for students.

Based on the general problem explaining above and preliminary study which was done at 05th June, 2017 in MA. Muhammadiyah Limbung at eleventh grade the researcher found that almost of students get trouble in foreign language class especially in speaking class. The students feel anxious and shy to deliver their ideas in front of their teacher and their friends. Moreover the students have less confidence and lack of vocabulary.

On consideration of the point of view before, the researcher wants to give solution especially in reducing student anxiety in speaking, with the result that the students will be better in speaking.

Based on the fact, the researcher assumes that English mastery will not developed when the problem was faced the students not overcome soon. By doing this research, the researcher hope that this research will be solved the students' difficulties especially in anxiety by using hypnoteaching method. Hypnoteaching is the newest in teaching method, and there are many people unaware of actually they are using hypnoteaching. Hypnoteaching is teaching by making comfortable situation and relax, and bringing the students to unconscious mind. In this condition the students will be easy to accept the suggestion although this situation unconscious mind is not meant that the students unaware of the situation were happening. The researcher tries to deliver positive words to motivate the students to solve their anxiety, traumatic, and other psychological disorder. The researcher chooses this method because the researcher believes that hypnoteaching suggesting the students to be interest and motivated in learning process. Yustisia (2012) said that *Hypnoteaching* is an effort to hypnotically students to be better and improve their achievement. In learning, actually teacher does not need to make students under sleep when giving suggestion. Teacher just needs to use some unconscious languages or persuasive language (like positive sentences) as communication tool as well as hope by students so it can make students' interest sprout up in their soul.

Isma (2010) explained that teaching is a process to import information into students' mind. The information will be processed in conscious mind to know that are the information agrees with students' necessary or not with an available program. When the information is agreeable, so it will be continue to the next process, goes into unconscious mind. In this unconscious mind, the information will be saved to be functioned according to students' necessary. So, hypnoteaching is one of methods that suggest and motivate student to interest in learning by deliver information to the students' unconscious mind.

By means of this research, the researcher will analyze the use of hypnoteaching and expects that by using this method, the students will more confident and easier to speak what should say when the students are speaking and confidence to stand in front of the others students. Based on explanation above, the researcher wants to conduct a research entitled *“Using Hypno-teaching in Reducing Students' Speaking Anxiety for Eleventh Grade at MA. Muhammadiyah Limbung, Kab.Gowa.”*

B. Problem Statement

Based on the previous observation, the research is directed to use hypnoteaching as method to reducing students' anxiety in speaking class at the 2nd year students of MA. Muhammadiyah Limbung. Therefore, the problem of the research is “To what extend does hypnoteaching effective in reducing the students' anxiety in speaking class?”

C. Objective of Research

This research aims to reducing students' speaking anxiety at the eleventh grade students of MA. Muhammadiyah Limbung. The specific objective of the research is "To find out whether hypnoteaching effective in reducing students' anxiety in speaking"

D. Research Significance

This research is expected to provide significant contribution both theoretically and practically.

1. Theoretical Significance

This research was expected to strengthen and prove the other theories and can give useful information about how benefit the use of hypnoteaching as method toward in teaching and learning process especially in learning speaking.

2. Practical Significance

There are many practical significance of the research which can be useful for the teacher; students, and next researcher. First, for the teacher, by using this method the teacher can get more information about hypnoteaching in teaching English. The teacher also can develop the material by using this method to apply in the class. Second, for the students, this research helped the students to solve their problem especially about anxiety. Third, for the next researcher, it is expected to be a useful reference for any other research about how to overcome anxiety in teaching speaking by using this method in the class.

E. Research Scope

To make this research clearer and specific, this research focused on using hypnoteaching in reducing students' speaking anxiety. The researcher focused on monologue text and dialogue text with the topic narrative text, what's on your mind, encouraging, persuading, and hoping. Then, the researcher determined level of anxiety, there were five levels anxiety: very low, low, moderate, high, and very high level anxiety. This research took place at the eleventh grade students of MA. Muhammadiyah Limbung.

F. Operational Definition of Term

The title of this research is "Using Hypnoteaching in Reducing Students' Speaking Anxiety for The Eleventh Grade Students at MA. Muhammadiyah Limbung" In understanding the topic of this research easily, the researcher would like to presents the operational definition of terms.

1. Hypnoteaching

Hypnoteaching in this research is one of method in teaching English. The researcher utilizes hypnoteaching in teaching speaking. The aim of using this method is to make the students enjoy the learning process. Furthermore, hypnoteaching carry out the students in comfortable condition, interest, and enjoy in learning process.

2. Speaking anxiety

The classical problem was faced by students where students are beginning their fear by suffering tremble and sweat. Moreover, the students are difficult to draw and deliver their ideas in their mind although they are a good learner in other subject.

Hence, the students make errors and ashamed that their friends are better than him or her. The students feel stress and freeze when they have to act in front of the other students.



CHAPTER II

REVIEW OF RELATED LITERATURE

This chapter deal with the related findings, theoretical frame works and hypothesis.

A. Review of Related Literature

1. Preview of Related Research Findings

In this research, there are some reviews of related research finding from the previous researcher, they are:

The first, preview finding came from Chiu at al.(2010) conducted research about speaking anxiety in foreign language class showed that a high percentage of students reported that it was easy for them to become anxious when they spoke in English. Accordingly, the students who tested high on anxiety in the study of Horwitz at al. (1986) remarked that they are afraid to speak in foreign language. Based on the study, it can be implied that anxious affect the students performance in foreign language especially in English. Eventually, if there is no anxiety the students' self confidence will be increase.

The second, preview finding came from Yudistira (2012) conducted research about “*The Influence of Hypnoteaching Implementation in Problem-Based Learning towards Students' Communication Ability and Their Mathematical Creative in Thinking for The First Grade in Junior High School*”, showed that using of *hypnoteaching* in Problem-Based Learning had good effect towards Students'

Communication Ability and Their Mathematical Creative in Thinking for The First Grade in Junior High School (SMP).

The third preview finding came from Mustianah (2012) conducted research about *“The Strategy Implementation of Hypnoteaching as Effort in Increasing Students’ Active and Their Learning Achievement in Economic for The First Grade Students at SMP Al Islam 1 Surakarta”*, conclude that *hypnoteaching* can improve students’ active and their learning achievement.

The fourth research comes from Firman (2013) about *“The Implementation of Hypnoteaching Method in Improving Students’ English Learning Achievement at The First Grade of SMPN 3 SATAP Biringbulu Kab.Gowa”*, conclude that *hypnoteaching* make students more active and learning process become more effective in studying English. It is found in the students’ post test is higher than the pre-test. Based on his research *hypnoteaching* able to make students more active and influence achievement in learning instruction.

The other research comes from Latif (2013) about *“The Effectiveness of Hypnoteaching in Contextual Teaching and Learning (CTL) towards Students’ Critic Analysis and Their Communication Ability for The Second Grade of Exact at SMA Negeri 5 Yogyakarta”*, stated that some researchers showed that *hypnoteaching* gave good effect towards learning.

The same of my research is using *hypnoteaching* as method in teaching while the different is the dependent variable. Therefore, *hypnoteaching* method can

motivated the student in learning English and efficient to reducing students anxiety in speaking class.

On consideration the result of research above, the researcher may assumes that hypnoteaching make students better in learning process because the learning process more active and effective.

B. Some Pertinent Ideas

1. Hypnoteaching

a. Definition of Hypnoteaching

According to Prajoko (2010) said that Hypnoteaching can be simply understood as a way to send down the frequency of brain wave of the learners in order to make them more relax and suggestive in getting the positive value of a teaching process. Based on the explanation the researcher may assume that hypnoteaching is one of method that able to make the students in positive thinking and reduce their negative or fearness in their mind.

Other definition comes from Yustisia (2012), said that, “In learning, actually teacher does not need to make students in sleep condition when giving suggestion. Teacher just needs to use persuasive language as communication tool as well as hope by students.” Moreover make students concentration prepared well.

Based on the explanation above from some experts, the researcher can conclude that Hypnoteaching is a flexible and suggestive state in learning process.

b. Hypnosis

1. Definition of Hypnosis

Wong (2010) said that the word “hypnosis” comes from the word “hypnotism” which is adapted from the word “hypnos” in Greek language from the name of sleep God for Greece in Greek era. It is firstly introduced by James Braid 1843, a well-known doctor and one of researchers of hypnosis in England. Before James Braid era, hypnosis was called as Mesmerism/Magnetism.

Setia I. Rusli and Johanes Arifin Wijaya (2009) said that the word *Hypnosis* is generated from Greek language ‘*hypnos*’ which means slept in *trance* condition. Nevertheless, it doesn’t mean that make students sleep but make the students in relax condition and focus to be easier in receiving suggestion. Hypnosis makes the students’ eyes close but their mind still conscious. This method bring the students imagine the place or condition that they want learning English. For instance, make the students imagine is learning English in Garden and the blowing wind and the students’ imagine place like heaven. Beside that, someone can speak and move to follow somebody’s desire who hypnotizes.

2. *Kinds of Hypnosis*

Nurindra in his E-book titled *Hypnosis for Dummies* (2008) gave some applications of popular hypnosis as follow:

- (a) Hypnotherapy is applying for help people with psychological disorders, such as phobia or traumatic.
- (b) Anodyne Awareness is part of hypnotherapy that applying to reduce feeling of pain in birthing process naturally.
- (c) Stage Hypnosis, hypnosis for entertainment hope to make people enjoy.
- (d) Forensic

Hypnosis, part of hypnosis that use for investigation and research, and conduct by upholder of law.

Furthermore, Setiawan (2009) classified the kinds of hypnosis as follow:

(a) Hypnotherapy/ clinical hypnosis is used to solve mental problem and physical disorders. (b) Medical and dental hypnosis is application of hypnosis that used by surgeon and dentist in curing patient and make anesthesia without using drugs. (c) Comedy hypnosis is application of hypnosis to entertain the people. (d) Forensic hypnosis is used by the police to investigate the witness.

Based on explanation above that the researcher has learned from some references, the researcher can conclude that hypnosis can be divided into some application are hypnosis for Entertainment (Stage hypnosis), hypnosis for therapy (hypnotherapy), hypnosis for selling, hypnosis for dummies, self hypnosis, hypnosis for birthing, hypnoteaching (hypnosis for teaching).

3. Humans' Mind

a. Conscious and Unconscious Mind

Sandy Mc. Gregor in Novian Triwidia Jaya (2010) said that unconscious mind dominates human's mind 88%, while conscious mind dominates human's mind only 12%.

Setia I. Rusli and Johannes Arifin Wijaya (2009) explained that human beings have 2 brains namely big brain (right brain) and small brain (left brain). The functions of big brain are: to save visual memory, experience, art, creativity, belief, suggestion and imagination. The functions of small brain are: to absorb things which are

considered as logic or analysis like sequence of number and alphabet, day and night, and some the other logical things.

Based on explanation above the researcher can conclude that small brain and big brain have functions and have different functions. Big brain is special and small brain is incredible.

Setia I. Rusli and Johannes Arifin Wijaya (2009) explained that human beings often use left brain to think and to take decision. The power of left brain is 12% from total of brain functions. It can be imagined if you are able to use a part function of right brain, you will become creative and genius person.

b. Brain Wave States

Novian Triwidia Jaya (2010) said that the activeness of brain can be measured by a tool called Electroencephalograph (EEG), it was discovered by Hans Berger in 1929. From this tool, we are able to obtain some brain wave states, they are:

1. *Beta State (14-30 Hz)*

Beta state is needed when we are going to solve the problems and to think rationally. The frequency of brain wave states between 12 hz to 20 hz, it is the highest. Based on the frequency of brain wave states, brain wave states are divided into three groups are high beta more than 19 hz, medium beta between 15 hz to 18 hz and low beta frequency between 12 to 15 hz. In this condition the brain are working such as thinking hardest, debating, analyzing, and so forth. The people cannot accept the suggestion in this condition.

2. *Alpha State (9-13 Hz)*

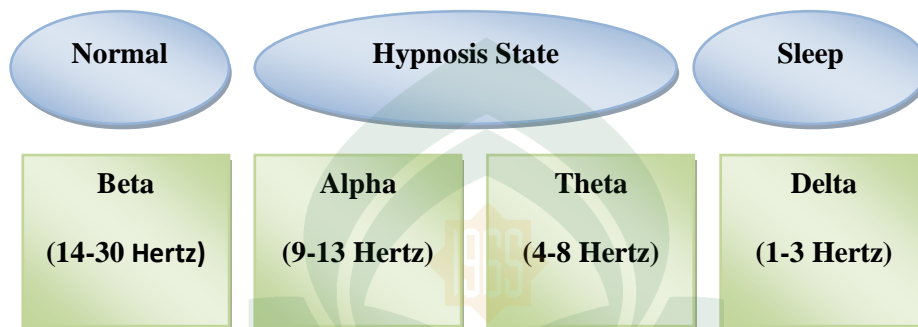
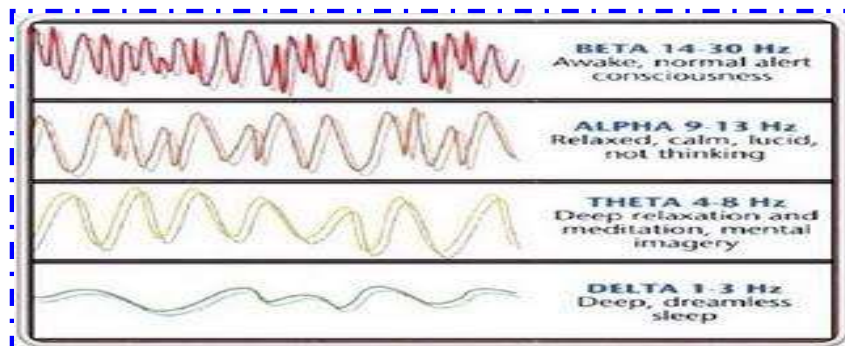
The condition of brain wave is relax but still thinking something, such as reading without using analytical thinking, listening to music, and focusing on certain subject. The conscious mind will decrease and unconscious mind will be active. To illustrate, when we are reading message in mobile phone we do not hear someone who speaks to us. It indicates that we are in alpha state.

3. *Theta State (4-8 Hz)*

Theta state is condition of brain wave that suggestion is easy to accept, such as when the condition already to sleep or dream sleep. For instance, of theta state are doing deep relaxation, meditation, and deep dreamed. In this condition, the unconscious mind very active, hence the suggestion is very easy to accept and the five senses keep active.

4. *Delta state (1-3 Hz)*

The brain wave are inactive, when in deep sleep and dreamless, the frequency between 1 to 3 cycles. Hence, the brain wave is not focus and the five senses inactive, in this condition, the suggestion very hard to accept. There is no process of thinking and also there is no feeling in this condition.



Framework 1. Brain Wave Of Human

2. Processes of Hypnoteaching

a. Steps of Hypnoteaching

1. Magical Opening

The aim of this step is to connect directly to students' unconscious mind. This step enables the students to accept the material easily through unconscious mind.

a. Why is making *Magical Opening* needed?

1) To prepare unconscious mind to receive message

In this section, the students are expected to save and accept the material clearly and easily. The target of this section is the memory of unconscious mind, hence unconscious mind in well prepared.

2) To open mental block

It is an innate of human being if our mind always wants to analyze something especially if it is about new thing for him. Our mind will compare what we find and what we have known before. Therefore, by magical opening, the teacher can easily pass this mental block or mind resistant.

3) To make perception

Webe (2010) says that “Our mind influences our perception, this perception influences the action, and this action influences the success.” We have to change students’ mind to change their perception. And finally, the changing of that perception will change to follow what we want. Furthermore, the students will achieve the goal of instruction.

b. How to make Magical Opening?

1) Alpha State

According to De Porter (2001) said that in the middle of 1970-es, Dr. Georgi Lozanov conducted a research about the best state in learning. He found that students in Alpha state relax concentration state, would learn quickly,”

The researcher can conclude that the students in alpha state can learn comfortably and easily for better understanding. Therefore, the researcher is able to make students relax when the researcher begin the class. Performance, gestures, face expressions, or relaxation music are some ways for researcher may choose to apply in waiting for material begun. Furthermore, the researcher can tell an awesome story. But we should not tell about story that make us into tense condition, or give anxious

impression and intimidation. So, come in to the classroom enthusiastically and greet the students, then gaze their face by increasing our eyeball while smiling at them. So, when they follow us enthusiastically, they come into enjoyable emotion.

2) Positive Words

In this step, the researcher should begin the material by using positive words, namely our sentences delivered should lead the students into our mind that we want. According to Yustisia (2012) said that the positive words will stimulate students' mind to work relax and comfortable. So, the students mind will be accepted the word easily. For example, "don't be noise", so the students will be noise because their mind only gets 'noise' word after the negative word 'don't'. In this case, we should find the synonym in positive form. For example, the word "don't be noise" can be changed into "Keep Silent", "Be Calm, please", etc. Therefore, the researcher must be avoid negative words when ask students to do something, because it influences the students.

3) Shocking

In this step, the researcher makes something to shock the students which emerge impression of students, such as sleight of hand or other games which get students attention. This point is aim to attract the students and make students regard the researcher as remarkable one.

a. Pacing

Pacing is usually called rapport or building relationship. Kim McFarland and Tom Vizzini (1999) said that, "Rapport or Pacing is the process of making an

unconscious connection. Pacing is the process of stepping into the behavior of the person you want rapport with. It is a way to make contact, and then lead the other person into the states that you want them in.”

Lieberman (2002) said that, there are three powerful tips for establishing and building rapport, they are:

1. *Matching the modality.*

Most people use one dominant modality to express themselves in conversation. The three basic modalities are visual, auditory and kinesthetic. Here, the key is to speak to them in the modalities they offer us. On the other hand, we should adjust the predicate we use with the predicate used by our interlocutors to be so much closer. For instance:

Visual	: everything <i>seems</i> so clear to me.
Auditory	: that idea has a <i>nice ring</i> to it.
Kinesthetic	: you seem like a <i>warm</i> caring person.

2. *Matching posture and movements (physical).*

For instance, if someone has one hand in his pocket, you put your hand in yours. If he makes a gesture with his hand, after a moment and without being obvious, you casually make the same gesture.

3. *Matching speech.*

Make the same how the students speak. For instance if he or she speaks slowly you do too or if he or she speak quickly you do the same. By doing the cases, the students' unconscious brain wave will be same with the researcher. The

consequent, the students will be more confident to meet us and ready for doing the next instruction.

b. Leading

Nirmala (2010) said that, "Leading is guiding the students after we conduct pacing process. If we have this leading without pacing before, it is the same as we give command to the students with a risk that they do it compulsively. This case will give refusal impact of the students to us."

Webe (2010) said that when delivering the main message or material, there are three points that we must give attention in order to get an interesting presentation. They are Visual, Vocal, and Verbal.

Visual or body movement gives influence **50%**. It is about facial expressions, hand gestures and movements, eye contact and eye blinking and other body languages.

Vocal or quality of the voice gives influence **35%**. It is about the tone, tempo, timbre (quality of the voice), intonation, and the volume of voice.

Verbal or material gives influences **15%**. It is about material of the lesson delivered.

Students' concentration will be influence the learning process and the concentration something different. The students can be sleepy, bored, and tmake conversation to other students. To get back students concentration the researcher need to do yelling. Yelling is used to do by yelling something together. Furthermore, the yelling should have been dealt since the beginning of class.

The samples of yelling;

<u>Teacher</u>	<u>Students</u>
<i>Hai</i>	<i>Yes</i>
<i>Hai</i>	<i>Halo</i>
<i>Class</i>	<i>Wow</i>
<i>Champ</i>	<i>Yes/Go</i>
<i>Halo</i>	<i>Hai/Yes</i>

c. Praise

Praise is a reward that given to the students who have success in getting achievement although it is only poor achievement. The aim of this praise is make students more confidence and improve their self esteem.

According to Sardiman (1986) said that by giving praise, the students will be stimulated to achieve more than before. In giving praise, we should avoid negative conjunction such as ‘but’, ‘however’, etc. Because it will make our praise is useless.

The example sentence of negative conjunction:

“Adi, you are a smart student and I love student like you, but unfortunately, you do not pay attention to your tidiness”.

If the praise contains the negative conjunction, it is like an aggression to students’ self esteem which is praised. Negative conjunction doesn’t increase students self esteem but it will make students’ self esteem down. Hence, it will influence the psychological system of students.

The way to avoid negative conjunction is by neglecting it. For example:

“Actually, you are a very smart and priding student, and it will be more priding if you more pay attention to your tidiness.”

Some other praises can be given after listening students’ explanation:

- a) *Thank you, your explanation is very good.*
- b) *I enjoy your way in giving explanation.*
- c) *I feel you will be very good when...*
- d) *You are really awesome.*

d. Modelling

Nirmala (2010) said that, “Modeling is a process of showing good model through utterance and behavior consistently. This is very important and it is one of the main point of hypnoteaching. When the students get comfortable and relax with us, then we can lead and guide them to what aim we want by positive sentences.”

We can leave the class by giving a wise word. And it is necessary to do because it will make students regarded as a trusted figure. By showing utterance and behavior consistently.

2. Speaking

a. Definition of Speaking

Speaking is deliver ideas or information to others through oral communication. The natural way of speaker expresses their ideas or message through language. According to Carnbelt and Carter in Karim (1995), speaking is the most natural way to communicate.

According to Clark and Clark (1977) said that speaking is the process, which leads to product, of putting idea into words. It is involved two elements, namely the speaker who gives the messages and listener who receives the messages. Speaking is a way to bring message from one person to others in order to interact with them.

Furthermore, Rasyid in Sardian (1988) described that speaking is more direct, social, and prestigious than other language skill. Furthermore, speaking is productive skill or output skill, because speaking is produce ideas, information through mouth and then interact each other and other receive the message.

b. Types of Speaking

According to Nunan (1991) said that there are two types of oral communication, namely monologue and dialogue. Monologue consists of planned or unplanned monologue, while dialogue consists of interpersonal and transactional.

The Oxford English Dictionary defines monologue as a long speech by one actor in a play or a scene in a drama in which only one actor speaks. And the same dictionary, dialogue as the conversation written for and spoken on a stage or conversation carried on between two or more person.

3. Anxiety

a. Definition of anxiety

English known as foreign language in Indonesia, English have two skills are input skill and output skill. Speaking and writing are output skill than reading and listening are input skill. In output skill is easier for become anxious especially in speaking. Moreover, According to Horwitz, Horwitz, and Cope (1986) stated that

“anxiety is the subjective feeling of tension, apprehension, nervousness and worry associated with an arousal of the autonomic nervous system.” Furthermore, anxiety is one of psychological trouble, that may have some symptoms such as sweating, palpitations, worry, forgetfulness and difficulties in language learning.

Based on Ozlem Yalcun And Volcan Incecay (2013) stated that anxious foreign language students identify speaking in the target language as the most frightening skill. It also reported that they feel stressed and even start to freeze when they have to act out a role play or deliver speech. Therefore, speaking anxiety is one of the classical problems of students face in learning foreign language, the students believe that they have to be a perfect speaker in foreign language, and they assume that they will speak when they will have established their ability in speaking, whereas this assumption is wrong because it just make their anxiety increase.

2. Symptoms and cause of anxiety

Rahmat in Syarifuddin (2006) said that communication apprehension influences very much credibility of a communicator. Although the message he present is good, he will use his listener's attention, if he has no self-confidence and credibility.

Anxiety is general symptom that can be rooted in previous failure, being afraid to ankle mistakes to be citizen, being afraid to lose face, or lose face, or lacking of self confidence. This can be blocking the students' speaking in classroom or outside classroom (Sardian, 1993).

According to Ochs in Sardian (1991) the following symptoms may occur separately or in combination:

- (a) Voice, the voice will be quivers, too slow, too fast, and monotonous as well as unemphatic.
- (b) Verbal fluency, the symptoms are stammers halting, awkward pauses, hunt of words, and speech blocked.
- (c) Mouth and throat the symptoms are to allow repeatedly and breathes heavily.
- (d) Facial expression, the symptoms are no eye contact, roll eye, tense face muscle, grimaces, and twitches as well as deadpan expression.
- (e) Arms and Hands, it may occurs such as rigid or tense, fidget, waves and hard about, motionless and stiff.
- (f) Gross body movements, the symptoms are sways, paces, and shuffles feet.

3. Level of anxiety

According to Townsend in Sardian (1996), there are four level of anxiety those are low anxiety, moderate anxiety, high anxiety and panic. Low anxiety related with strained situation happened in daily life and cause someone become aware and increase their perception. Low anxiety can motivate learning and provide improvement and creativity. Manifestation arise on this level are exhaustion, irritable, perception tended to be increase, high awareness, able to learn, motivation is increase, and attitude base on the situation.

Moderate anxiety enables someone to focuses on important problem turn aside the other problems, therefore someone has main attention, but he/she can do something directed. Manifestation arise on this level are exhaustion, heart beat faster,

muscle suspense increase, speak faster with high volume, narrow perception, able to learn but not optimally, concentration decrease, selective attention, impatient, easy to forget something, easy to angry and cry.

The next is high anxiety, which is extremely reducing someone's perception. Someone with high anxiety tends to focuses on something detailed and specific, and also do not think too much on another problem. Manifestation arise on this level sometimes feel vertigo, headache, insomnia, frequently urinate, diarrhea, disable learn effectively and confuse.

C. Theoretical Framework

In learning English, there are some factors influence the students achievement, such as interest, motivation, self confidence, method of teaching, and so on. Furthermore, some of difficulties that were faced by the students are anxious, lack of vocabulary, and boring. Especially, in speaking class, students prefer silent then speak up, it because the students fear make error in pronunciation, and nervous as well as feel freeze when they have to speak. The symptoms of the students' anxiety are tremble, sweat, and feel blank. Therefore, the researcher conduct this research by using hypnoteaching that expect that the students will enjoy and open their alpha brain and more motivated and interested in learning English. The researcher assumes that hypnoteaching is one of method in teaching that able to make students learning actively especially in speaking. Some of persuasive sentence may encourage the students' and make the students confidence.

D. Hypothesis

The hypothesis of the research is formulated as follows:

1. H_1 : Using hypnoteaching can reduce the eleventh grade students' anxiety in speaking at MA. Muhammadiyah in limbung.
2. H_0 : using hypnoteaching cannot reduce the eleventh grade students' anxiety in speaking at MA. Muhammadiyah in limbung.



CHAPTER III

RESEARCH DESIGN

This chapter explained about research design, research variable, population and sample, data collecting procedure, and data analysis technique.

A. *Research Design*

This research used Quasi-Experimental Design, specifically Non-equivalent Control Group Design. This research consisted of two classes experimental and controlled class. The experimental class treated by using hypnoteaching, while controlled class treated by using conventional method.

E	O ₁	X	O ₂
C	O ₃		O ₄

Explanation:

E : Experimental class

C : Control class

O₁ : Pre-test (in experimental class)

O₃ : Pre-test (in control class)

X : Treatment that gave for experimental class by using *hypnoteaching*

O₂ : Post-test (in experimental class)

O₄ : Post-test (in controlled class)

(Sugiyono, 2015)

B. Research Variables

There were two variables of this experiment research. They are Independent variable and dependent variable: the independent variable is hypnoteaching method, which is the teaching method to reduce students' anxiety in speaking class, and dependent variable is speaking anxiety. Dependent variable is affected by independent variable. This research shows that using hypnoteaching reduce the students' speaking anxiety.

C. Population and Sample

1. Population

According to Arikunto (2013) states that, population is the total member of research respondents, while sample is a part or representation of population that is researched. The population of this research will be taken from the eleventh grade students of MA. Muhammadiyah Limbung in academic year 2017/2016. The total numbers of population are sixty students, consists of 2 classes.

2. Sample

The technique sampling used in this research is total sampling. The researcher took two classes as sample and divided into two groups, experimental class and control class. The researcher took X1. IPS consists of 20 students as experiment class and X.IPA consist of 20 students as the control class.

D. Research Instrument

According to Arikunto (2013), instruments is a device when the researcher does a research applies any method. There are two instruments which applied for

doing a research and the researcher distributed questionnaires and interview instruments of collecting data.

1. Questionnaire

According to Arikunto (2013), questionnaires are some written questions which are used for getting information from the respondents such as a report about their personal, or any things which the respondents know. The researcher distributed these questionnaires in order to know how the students' anxiety in speaking.

This research instrument used Likert scale to measure quantitatively, where students chosen the answers of statements based on their experience in learning teaching process which influences their confidence in learning which have been available on paper. According to Sugiyono (2010), Likert scale model used to measure attitudes, opinions, and perceptions of a person or a group of social phenomenon. In this research, the Likert scale used indicators as a starting point for assembles items of instruments which may be a question and a statement. In draft of research, generally the items of a question or a statement are grouped according to the variables that were concerned by researcher. It can make the researcher and the reader easily check the validity of instrument that has made.

Obtaining data by using Foreign Language Class Anxiety Scale (FLCAS) was developed by Horwits at al. (1986) consist of 25 items, five point Likert scale questionnaire. The answers choice will consist of five choices, they are: (a) SA = strongly agree, (b) A = Agree, (c) NA = Neither agree, (d) D = Disagree, (e) SD = Strongly Disagree. For each item score was given ranging from 5 for strongly agree

to 1 for strongly disagree. According to Aida (1994) said that the order of scoring was reversed, so that a higher score would be an indicator of higher anxiety. In this questionnaire, it consisted of two statement categories; those are positive category and negative category. Positive statements ranged from 5 to 1, while negative statements will be ranged from 1 to 5.

Table 1

The indicators of students' speaking anxiety

Variable	Sub variable	Indicator	Description	No items
Anxiety	Physic	<ol style="list-style-type: none"> 1. Breathes heavily 2. Tremble 3. Fidget 4. Sweat 	Related to body reaction toward fearness, worry, and anxiety.	2, 3, 16, 21,
	Cognitive	<ol style="list-style-type: none"> 1. Blank 2. Speechless 	Related to reaction negative perception toward speaking.	1, 5, 19, 25
	Emotional	<ol style="list-style-type: none"> 1. Nervous 2. Shy 3. Tension 4. Worry 	Related to emotional effect	4, 6, 7, 8, 9, 10, 11, 12, 13, 14, 17, 18, 20, 22, 23, 24

2. Interview

The researcher conducted the interview to obtain supporting data about students' answer from questioner. The researcher interviewed the students which were consisted of ten questions. The data from interview described to strengthen the students' answer.

The data obtained from interview presented through transcribing and then write down on note. The data from interview discuss about the step of hypnoteaching that makes students feel enjoy and relax. The researcher has to read entirely the information in interview and give coding to the information that need it to be related into the theory whether the data as the causes of the students' anxious in speaking class.

E. Data Collecting Procedure

The way of the researcher collects data by doing observation, using questionnaires, giving treatment and interview which contain the questions about the influence of Hypnoteaching in improving the students' interest in learning.

1. Observation

The observation did to observe the teaching learning conducted by the English teacher in the classroom including his activity, the media used, and his performance in the classroom. The observation is needed to obtain the primary data about the symptoms of anxiety that suffer by the students. This session is necessary to do because the researcher easy to conduct the research because symptoms of anxiety have been observed. Observation done when the researcher carry out of teaching the

students by applying hypnoteaching, that consists some steps are giving positive words, matching movements and postures, matching speech, yelling and praise. These steps are hoped to provoke students' anxiety in speaking. Then, the researcher distributed some instruments to get more valid data.

2. *Questionnaire*

To collect the data from the questionnaires which was distributed to the students in classroom, the researcher did the procedures as follows: Explaining the aims of the research to the students, explaining how to do the questionnaires, distributing the questionnaires to students, receiving the questionnaires from the students, identifying the result of the questionnaires, calculating and analyzing the result of data from the questionnaires. The researcher distributed lists of questionnaires by using FLCAS which was developed by Horwitz et.al (1986) and the students' score measured by using SPSS.

3. Interview

The interview recorded to make easy the researcher analyzed the data. Then, the researcher took a note some important thing to be source of data collecting. The result of interview was analyzed by using qualitative approach which was processed through description analysis.

4. Treatment

After giving the questionnaires, the researcher treated each class. The researcher gave the treatment for four times, each meeting runs for 90 minutes. The experimental class treated by using Hypnoteaching method while the control class

treated by conventional or classical method in teaching. Both classes treated with the same materials.

a. The Experimental Class

The steps in teaching English by using Hypnoteaching method are:

1. 1st meeting:

- a) The researcher entered the class and started the lesson by magical opening (alpha state, positive words, or shocking)
- b) Creating emotional synchronizing by matching position, movement, language, and wave brain to students.
- c) Delivering the main material of English lesson by giving attention to visual, vocal, and verbal in order to get an interesting presentation
- d) Giving praise to the students heartily and honestly especially when the students were successful in getting achievement although it is only a low achievement.
- e) Showing good model through utterance and behavior consistently.
- f) The procedures of the treatment in 2nd, 3rd and 4th meeting were the same, but the materials about English are different.

2. Control Class

In control class, the researcher gave a conventional or classical treatment to the students. In control class the researcher compared the students' achievements in learning English which was not treated of Hypnoteaching method.

1. The researcher came in to the class and greet the students

2. Before class began, the students recited Al-Qur'an firstly
3. The researcher checked the attendance list
4. The researcher reviewed the previous lesson
5. The researcher gave the students some handout to read and then speaking in front of the class.
6. The researcher closed the class by giving wise word to the students.
7. All the steps did continuously for four meetings.

G. Data Analysis Technique

According to Syahrul in Sugiono (2016) stated that data analysis is a process of managing the data which is obtained, whether the data is from the interview script, field notes, and any materials which are accumulated to understand and enable to present the data or the information. After the researcher has collected the data through questionnaires and interview then the data was resented quantitatively by interpreting the result of the data.

The data was obtained through pre-test and post-test. The researcher used the procedures as follows:

1. Finding out the means score of the students' answer

$$\bar{X} = \frac{\sum X}{N}$$

Where:

\bar{X} : mean score

$\sum X$: Sum of all score

N : Total number of subject

(Gay, 2006: 320)

2. Finding out score of the students

Data from questionnaire was analyzed by using Likert scale that can be seen in the table 1.

Table 2

Likert Scale

Positive statement	Statement	Negative statement
5	strongly agree	1
4	Agree	2
3	undecided	3
2	Disagree	4
1	strongly disagree	5

(Sugiyono, 2008:135)

The scale consists of 11 positive statement and 14 negative statements. The negative statements are 1, 2, 5, 7, 11, 14, 18, 19, 22 and 23 while the positive statements are 3, 4, 6, 8, 9, 10, 11, 12, 13, 15, 16, 17, 20, 21, 24, and 25. Hence, the maximal score is 125 and the minimum score is 25.

The choices of the statements are the data of the students' anxiety and ranged into five categories in the following:

$$I = \frac{\text{Sum of Questionnaires} \times \text{Sum Of answer alternative}}{\text{Sum of Categories}}$$

$$= \frac{25 \times 5}{5}$$

$$= \frac{125}{5}$$

$$= 25$$

Table 3
Scoring System of Level Anxiety

Interval Score	Category
1-25	very low
26-50	low
51-75	moderate
76-100	High
100-125	very high

(Adapted from Sugiyono, 2008)

3. Finding out the standard deviation by applying this formula :

$$SD = \sqrt{\frac{SS}{N}}, \text{ where } SS = \sum X^2 - \frac{(\sum X)^2}{N_1}$$

Where:

SD = standard deviation

SS = the sum of square

N = total number of the subjects

$\sum X^2$ = the sum of all square; each score is squared and all the squares are added up

$(\sum X)^2$ = the square of the sum; all the scores are added up and the sum is square, total

(Gay, 2006: 321)


4. The formula was used in finding out the difference between students' score in Pre-test and Post-test

$$= \frac{\bar{x}_1 - \bar{x}_2}{\sqrt{\left(\frac{SS_1 + SS_2}{n_1 + n_2 - 2}\right) \left(\frac{1}{n_1} + \frac{1}{n_2}\right)}}$$

Where:

- t : test of significance
- \bar{x}_1 : mean score of experimental group
- \bar{x}_2 : mean score of controlled group
- SS₁ : sum square of experimental group
- SS₂ : sum square of controlled group
- n₁ : number of students of experimental group
- n₂ : number of students of controlled group
- 2 : the number of class involved
- 1 : constant number

(Gay, 2006: 34)



CHAPTER IV

FINDING AND DISCUSSION

This chapter consists of two explanations are findings and discussion. The findings explain the reduction of students' speaking anxiety by using hypnoteaching, and findings give more the explanation of finding.

A. Findings

The findings were based on the result of the data analysis. The data analysis was utilized to obtain the data. To know the level of students' anxiety, the researcher gave the students questionnaires as pre-questionnaires before conducting the treatment class, and distributed post-questionnaires to know the students level of anxiety, whether hypnoteaching reduce students' speaking anxiety or not.

1. The classification of students' score of pre-questionnaires and post-questionnaires in experimental class.

The following Table shows the distribution of frequency and percentage of final scores of students speaking anxiety in pre-questionnaires and post-questionnaires of treatment class for eleventh grade at MA. Muhammadiyah Limbung.

UNIVERSITAS ISLAM NEGERI
ALAUDDIN
M A K A S S A R

Table 4
The distribution of frequency and percentage score of experimental class
In Pre-Questionnaires

No	Classification	Score	Frequency	Percentage
1	very low	0-25	0	0%
2	Low	26-50	0	0%
3	Moderate	51-75	3	15%
4	High	76-100	11	55%
5	Very high	100-125	6	30%

Table two above, describe that the result of score students in pre-Questionnaires showed that from 20 students, most of students are very high level of anxiety about 85% and others obtain 3 among of 20 students were moderate level of anxiety or about 15%.

Table 5
The distribution of frequency and percentage score of experimental class in
Post-Questionnaires

No	Classification	Score	Frequency	Percentage
1	Very low	1-25	0	0%
2	Low	26-50	12	5%
3	Moderate	51-75	7	35%
4	High	76-100	1	60%
5	Very high	100-125	0	0%

The table above showed that there was different result between pre-questionnaires and post-questionnaires. The data above indicated that students' have decreased their anxiety. It can be seen that above 60% students with low level of

anxiety, 40% with moderate level anxiety and 5% students with high level of anxiety, from the table above, the researcher concluded that form 85% students with high level of anxiety become 5% students with level of anxiety.

Table 6

**The distribution of frequency and percentage score of controlled Class
in Pre-Questionnaires**

NO	Classification	Score	Frequency	Percentage
1	Very low	1-25	0	0%
2	Low	26-50	3	15%
3	Moderate	51-75	2	10%
4	High	76-100	10	50%
5	Very high	100-125	5	25%

Based on the data above, it indicated that after the students treated by using hypnoteaching, there was a different result of students' score from the questionnaires. The data above showed that about 25% students with very high level anxiety, 10% students with high level of anxiety and 15% students with low level anxiety.

Table 7

**The distribution of frequency and percentage score of controlled class
in post-questionnaires**

No	Classification	Score	Frequency	Percentage
1.	Very low	1-25	0	0%
2.	Low	26-50	10	50%
3.	Moderate	51-75	8	40%
4.	High	76-100	2	10%
5.	Very	101-125	0	0%

The table showed about 10% students with very low level of anxiety, about 50% students with low level anxiety, 40% students with moderate level of anxiety, and there were still 10% students with high level of anxiety. the data above could be concluded that some students decrease their anxiety by using conventional method and also there were students didn't decrease their anxiety.

Table 8

**The mean score of experimental and controlled class
in pre-questionnaires**

Class	Mean score	Standard Deviation
Experimental	94.25	21.57
Controlled	84.4	8.59

Based the table above, the mean score of experimental class was higher than controlled class. It indicated that the students level anxiety in experimental class higher than controlled class.

Table 9

**The mean score of experimental and controlled class
In post-questionnaires**

Class	Mean score	Standard Deviation
Experimental	51.45	15.98
Controlled	55.66	13.44

The table above showed the mean score and standard deviation between experimental and controlled class. There was significant different score, it indicated

that experimental class success then controlled class. This research was different from other, because the lower score was meant lower level anxiety and opposite.

B. The result of interview

Name	Answer
Interviewee A	Yah dengan adanya hypnoteaching saya tidak terlalu tertekan dan merasa santai... yah hypnoteaching membuat saya rileks dan seolah-olah membuat hati dan perasaan saya tenang... yah saya merasa pede dan santai dalam speaking... karena pada saat relaksasi pikiran saya merasa rileks dan bahasa inggris seolah-olah sangat mudah... saya merasa enjoy karena mendapat dorongan atau motivasi untuk belajar bahasa inggris membuat semangat saya bangkit untuk lebih giat lagi belajar bahasa inggris...karena dengan adanya dorongan atau motivasi saya merasa percaya diri dan lebih giat belajar bahasa inggris... relaksasi dan yell-yellnya... karena dengan adanya hypnoteaching saya merasa nyaman dan tidak tertekan dalam belajar bahasa inggris... yah karena hypnoteaching adalah metode yang menyenangkan dalam belajar bahasa Inggris. Thank you...
Interviewee B	Yes Karena dengan menggunakan hypnoteaching saya merasa tenang dan merasa percaya diri... yes karena dengan hypnoteaching kita tidak merasa kegugupan pada saat berbicara... yes karena saya merasa pede saat berbicara karena guru selalu menyemangati untuk belajar lebih baik lagi... yes karena dengan menggunakan hypnoteaching kita merasakan yang namanya ketenangan, ketenangan pada saat melakukan aktifitas belajar...yes karena itu menenangkan... yes karena yelling membuat perhatian terarah pada guru... yes yes agar bisa lebih percaya diri dan memotivasi kita sendiri sehingga tidak merasa malu untuk berbicara... hypnoteaching yang relaksasi... yah karena dengan metode itu kita merasa nyaman dan tenang.. yah karena dengan hypnoteaching kita merasa bebas dan tidak tertekan lagi. Thank you...
Interviewee C	Yes. I feel confident with the hypnoteaching... well hypnoteaching can reduce my anxiety if I am speaking in class... positive word can make my spirit if I am do a mistake it is very helping when I am too anxiety... of course yelling can make me enjoy and spirit...may be... I more positive word because it meaning like me... I more like step relaxation and

Interviewee D	<p>yelling its make my spirit for study more enjoy... yes positive, relaxation, positive words, praise some other step make enjoy and reduce my anxiety... yes before we using hypnoteaching we always anxiety every time we study English and some my friends don't like lesson English because the feel its so different...</p> <p>Yah karena metode hypnoteaching membuat saya nyaman dan rileks... yah karena hypnoteaching membuat saya lebih percaya diri... yah karena positive words saya tidak takut membuat kesalahan... karena pada saat rileksasi saya menganggap belajar bahasa Inggris itu menyenangkan... yah saya merasa enjoy karena dimotivasi oleh guru... yah karena yelling membuat saya semangat dan lebih focus... relaxation...yah karena dengan adanya praise saya lebih merasa pede dan tidak malu tampil di depan kelas... yah karena hypnoteaching itu membuat santai dan tenang...</p>
---------------	---

Based on the interviewed above, the researcher concluded that hypnoteaching decrease their stress, increase their confidence, and also comfortable in learning process.hence the students did not feel anxious. Music relaxation, positive words and yelling was the students' most favorite steps.

C. Discussions

Speaking is one of the most frightened skills among of the four skills in English regarding by the students, because speaking involved two factors are personality and inter personal. Personal factors including worry, fear, and ashamed, while inter personal factors including students and teacher, or students and students. In other words, speaking can be say that the natural way to communicate each other by using psychological factors. In this case, the students have to more confident and ignore their negative perception about their ability in speaking. The need to be brave and

don't need to be worried if their doing mistake. The teacher also have take a part in overcoming this problem by using appropriate method in reducing students' speaking anxiety.

Speaking is one of the important things to be mastered, because speaking is the way to deliver the ideas, opinion or information. And to take a part in the world, people have to have speaking ability. But, as the fact students getting anxious when they have to take turn in speaking. Students' perception has effect in learning achievement.

Anxiety is one of psychological problem such negative perception, fear, worried, and apprehension. There are two kinds of anxiety based on the symptoms are strait anxiety and state anxiety. Strait anxiety is anxiety as condition, while state anxiety is anxiety as nature.

Strait anxiety is emotional conditions that happen temporarily then state anxiety is psychological conditions that happen in certain condition. Some symptoms may appear when the students getting strait anxiety such as tremble, sweat, heart pounding, fast breath, different with strait anxiety, when the students getting state anxiety some symptoms may appear such as unconfident, fear, apprehension, speechless, and jittery.

Anxiety has positive effect for students when the anxiety still low, but when the students in high level of anxiety, it is influence the student performance in learning process especially in speaking. When the intensities of anxiety become higher it can be burden the students either physic or psychological. While, speaking anxiety is the

students' tension, and feeling dangerous when the students have to face speaking class and fear of negative perception to the teacher when the English learner have to speak in front of their friends.

The higher students anxiety the lowest students performance in speaking, in opposite, the lowest students' anxiety, the higher students' performance. Hence, speaking anxiety has big effect toward students' performance in speaking.

For second variable is hypnoteaching. Hypnoteaching is the method is able to attract the students active and build students' self esteem. Most learner feel enjoy in learning process and did not feel anxious, because they set unconscious mind to be the smart one and same with other. Hypnoteaching bring the students in relax condition and enjoying the learning activity. There is no negative statement, hence the students more active in speaking and did not worry in making mistake. In this case, hypnoteaching suggest the students unconscious mind to be more active and regarded their self has the same ability with others. This method helps the students to overcome their negative perception and induce their tension.

Hypnoteaching keep the students in relax and enjoy condition, it is make students confidence to show their performance in speaking class. Hypnoteaching given students positive word to make students perception in positive and brave to take turn in front of their friend and teacher. After students showed their performance the students will be given appreciation such as praise even though the students still got low achievement. When, the students regarded the teacher is friend and the teacher emphatic to the students it building rapport between students and teacher. This

method makes students' unconscious mind to the alpha and beta state to receive the suggestion easily. After the class end, the students would be listen wise word or wonderful story to end the class.


After conducting this research, the researcher found that applying hypnoteaching in speaking class for English learner was effective to reduce students' speaking anxiety. Based on the data, the students' questionnaires score is lowest before treatment class then after treatment class. It was approved from the pre-questionnaires that distributed by the researcher it showed the students' has high level anxiety, most of students where in high level of anxiety.

The result exposed that the students learned by following steps of hypnoteaching, they become more confident and enjoy in learning process. They feel pleasant to speak and tried to show a better performance. Hence, the students become more relax, active, enjoy and brave in speaking class. Students undoubted to take turn in front of either friends or teacher.

This research was compatible with some related finding. One of them is Firman (2013) in his thesis under the title: The Implementation of Hypnoteaching Method in Improving Students' English Learning Achievement at The First Grade of SMPN 3 SATAP Biringbulu Kab.Gowa. his study discuss about the students achievement in learning English by implementing hypnoteaching method. He said that hypnoteaching make students enjoying the class so they didn't feel stress in facing final test. The result showed that level of students' speaking anxiety was lowest then before treated them. It has the same result between this research and the previous related finding

that have explained in chapter two. Both of them showed that using hypnoteaching method was effective in learning English.

Based on the background, stated that many students felt anxious in speaking, their anxiety was high, and also they worried, ashamed, and feel it burden them when they have to speak up. Hypnoteaching can be applied as a way to solve students' anxiety. Moreover, it was proved by previous study that have discussed above that hypnoteaching method can reduce students' speaking anxiety. so, this research is relevant to solve the problem of the background of research.



CHAPTER V

CONCLUSION AND SUGGESTION

This chapter consists of two items. The first item is conclusion and the second one is suggestion

A. Conclusion

From the discussion in the previous chapter, it was distinct that using hypnoteaching method can reduce students' speaking anxiety. The students' score is low based on the pre-test, while after treatment class showed that students' score was higher than pre-test questionnaires. It was indicated that there was distinctive achievement.

Using hypnoteaching in learning process made the students more enjoy and relax in speaking class. It can reduce students' speaking anxiety. It can increase students' motivation and increase students' self confidence.

B. Suggestion

Based on the conclusion above, the researcher proposed the suggestion as follow:

1. The use of hypnoteaching in reducing students' speaking anxiety for eleventh grade
2. The use of effective technique in applying hypnoteaching
3. The applying of hypnoteaching should be more enjoy for students
4. Further research of using hypnoteaching in for skill speaking, writing, reading, and listening.

BIBLIOGRAPHY

- Aida, Y. 1994. Examination of Horwitz, Horwitz and Cope's construct of foreign language anxiety: the case of students of Japanese. *The Modern Language Journal*. 78, 2, 155-168.
- Arikunto, Suharsimi. *Prosedur Penelitian: Suatu Pendekatan Praktik*. Jakarta: Rikena Cipta. 2013.
- Asnur, Sardian Maharani. 2010. *The Analysis of Student Anxiety in Delivering a Group Presentation. Thesis of Adab and Humanities Faculty of Alauddin Islamic State University (UIN) Makassar*.
- Jabu, Baso. *English Language Testing*. Makassar: the UNM Publisher. 2008.
- Chiu, C. Y., Chang, K. C., Cheng, W. Y., Li, P. S & Lo, Y. C (2010). College students' english speaking anxiety at the foreign language corner. *Journal of National Formosa University* 29(1), 105-116.
- De Porter, Bobbi, Mark Reardon & Sarah Singer-Nourie, *Quantum Teaching*, (Bandung: Penerbit Kaifa, 2001)
- Catagay, S. Examining Students' Foreign Language Anxiety: The case at a Turkish State University. Turkey: Elsvier.
- Firman. 2013. *The Implementation of Hypnoteaching method in Improving Students' English Achievement at The First Grade of SMPN 3 SATAP Biringbulu Kab. Gowa*. Thesis of English Education Department, Tarbiyah and Teaching faculty, Islamic State University of Makassar, Makassar.
- Gay, L.R., Educational Research: *Competencies for Analysis & Applications*, (Columbus, Ohio: Pearson Merrill Prentice Hall, 2006), ed. 8.
- Hatmi, Saam Z, & Yusuf S. *Analisis Faktor-Faktor Kesulitan Belajar Siswa Yang Remedial Pada Mata Pelajaran Ujian Nasional Siswa Kelas VIII SMP Negeri 3 Tanah Putih*. Online Research Article of Riau University, 2014, downloaded on 3th October 2016, <https://analisis+faktor+kesulitan+belajar+hatmi&oq=analisis>
- Horwitz, E.K. ,Horwitz, M.B. & cope, J. foreign language classroom anxiety. *The Modern Language Journal*, 70 (2) 125-132. 1986.

- Isma, Imatin. 2010. *Dahsyatnya Hypnosis Learning: Untuk Guru dan Orang Tua*. Yogyakarta, PustakaWidyatama.
- Jaya, NovianTriwidia, *Hypnoteaching, BukanSekadarMengajar*(Bekasi: Dynamic Brain, 2010)
- Latif, Rodli. 2013. *The Effectiveness of Hypnoteaching in Contextual Teaching and Learning (CTL) towards Students' Critic Analysis and Their Communication Ability for The Second Grade of Exact at SMA Negeri 5 Yogyakarta*. Thesis of Biology Education Department, Technology and Science Faculty, State Islamic University of SunanKalijaga, Yogyakarta.
- Lieberman, David J., *Get Anyone to Do Anything*, (Yogyakarta: IkonTeralitera, 2002).
- McFarland, Kim and Tom Vizzini. 1999. *Essential Skills*. Apharetta Hwy: Rosweli.
- Mustianah, A., 2012. *PenerapanStrategiHypno Teaching sebagaiUpayaPeningkatanKeaktifanSiswadanPrestasiBelajardalamPembelajaranEkonomipadaSiswaKelas VII SMP Al Islam I Surakarta*. (Skripsi), UMS, Surakarta.
- Nirmala,OktastikaBadai. 2010. *Hypnoteaching*.www.mediasugesti.blogspot.com.
- Nunan, David. 1991. *Language Teaching Methodology: A Course Book for Teachers*. New York: Prentice Hall International Group.
- Prajoko, Setiyo, *Hypnoteaching, Cara PembelajarandenganMenghipnotisSiswa*, (No Place: No Publisher, 2010).
- Rusli, Setia I. &JohanesAriffinWijaya, *The Secret of Hypnosis*, (Jakarta: Penebar Plus, 2009).
- Setiawan, Toni, *Hipnotis&Hipnoterapi*, (Jakarta: Garasi, 2009).
- Syahrul, Muhammad. *An analysis of Teachers' Pedagogic Competence in Teaching English at The Second Grade of MTsNBinamuJeneponto*.A thesis of UIN Alauddin Makassar, 2016.
- Syarifuddin. 2006. *The Effect of self-esteem, Anxiety and Gender on Oral Communication of EFL Students of UniversitasNegeri Makassar*. Unpublished dissertation. Makassar: UniversitasHasanuddin.

- Sugiyono. *Metode Penelitian Administrasi*, Bandung: Alfabeta, 2010.
- Ur, Penny, *A Course in Language Teaching*, (Cambridge: Cambridge University Press, 1996), p. 276.
- Webe, Agung, *Smart Teaching, 5 Metode Efektif Lejitkan Prestasi Anak Didik*, (Yogyakarta: Jogja Bangkit Publisher, 2010).
- Wong, Willy, *Membongkar Rahasia Hypnosis*, (Jakarta: Visimedia, 2010).
- Worde, V.R. Students' perspective on foreign language anxiety. *Inquiry*: 8 (1).
- Yalcun, Ozlen & Incecay, Volcan. Foreign language speaking anxiety: The case of spontaneous speaking activities. (Turkey: ScienceDirect, 2013).
- Yudhistira, E., 2012. *Pengaruh Penerapan Hypnoteaching dalam Problem-Based Learning terhadap Kemampuan Komunikasi dan Berfikir Kreatif Matematis Siswa Sekolah Menengah Pertama*. (Skripsi) UPI, Bandung.
- Yustisia, N., *Hypnoteaching Seni Ajar Mengeksplorasi Otak Peserta Didik*, (Yogyakarta Arruz Media, 2012).

Appendix

UNIVERSITAS ISLAM NEGERI
ALAUDDIN
M A K A S S A R

Appendix A

Angket Penelitian Kecemasan Siswa ketika Berbicara Bahasa Inggris

Nama :

Kelas :

NIS :

Pernyataan di bawah ini merupakan gambaran dari perasaan Anda , karena setiap siswa memiliki perasaan yang berbeda. Oleh karena itu, pilihlah pernyataan di bawah ini berdasarkan perasaan Anda selama proses belajar. Berilah tanda ceklis untuk pilihan Anda!

SS = sangat Setuju

S = setuju

SM = sulit menentukan

TS = tidak setuju

STS = sangat tidak setuju

Adopted from Horwitz at al (1986) .

No.	Pertanyaan	Pilihan Jawaban				
		SS	S	S M	TS	ST S
1.	Saya merasa yakin berbicara menggunakan bahasa inggris					
2.	Saya tidak takut membuat kesalahan ketika berbicara					
3.	Saya merasa gemetar ketika nama saya dipanggil untuk berbicara					
4.	Saya merasa khawatir ketika guru atau teman saya memberikan pertanyaan yang saya tidak tahu artinya					
5.	Saya tidak merasa kesulitan berbicara					
6.	Saya terus berpikir bahwa saya tidak bisa berbicara dengan baik dibandingkan dengan					

	temanku yang lain.					
7.	Saya merasa santai ketika berbicara					
8.	Saya mulai merasa panic ketika harus berbicara tanpa persiapan yang matang					
9.	Saya merasa cemas mendapatkan nilai yang jelek dari hasil berbicara					
10.	Pada saat berbicara, saya merasa gugup ketika lupa apa yang harus saya katakan					
11.	Saya tidak gugup pada saat berbicara					
12.	Meskipun saya sudah mempersiapkan bahan speaking dengan baik saya masih merasa cemas					
13.	Seringkali saya berpikir untuk menghindari speaking					
14.	Saya merasa percaya diri ketika speaking					
15.	Saya merasa takut ketika guru dan teman kelasku mengoreksi kesalahanku pada saat speaking					
16.	Saya merasakan jantung saya berdetak lebih kencang pada saat saya mulai speaking					
17.	Lebih banyak saya mempersiapkan diri untuk speaking, saya merasa semakin cemas					
18.	Saya tidak merasa tertekan untuk mempersiapkan diri tampil lebih baik untuk speaking					
19.	Saya berpikir bahwa saya bisa speaking lebih baik dari teman ku					
20.	Saya merasa lebih gugup dan cemas ketika speaking daripada tes tertulis					
21.	Saya merasa dapat mengendalikan diri ketika saya berbicara di depan teman kelas dan guru					
22.	Ketika saya maju ke depan untuk speaking saya merasa sangat yakin dan santai					
23.	Saya merasa tidak gugup saat saya diberi komentar atau diberi pertanyaan pada saat speaking					
24.	Saya takut teman kelas dan guru saya akan menertawakan saya pada saat speaking					
25.	Saya gugup ketika teman dan guru bertanya sesuatu yang tidak aku persiapkan atau duga sebelumnya.					

Adopted from Horwitz at al(1986)

Appendix B

List of Interview

(English version)

Please answer the questions below!

1. Do you feel confident using hypnoteaching in speaking class? If not, why and explain!
2. Do you think that hypnoteaching reduce your anxiety in speaking?
3. Do you think positive words reduce your anxiety? Why and explain?
4. Do you think matching postures and movement provoking your anxiety? Why and explain?
5. Do you think matching speech step reduce your nervous? Why and explain?
6. Do you think that yelling step get you enjoy? Why and explain?
7. Do you think praise make you more enjoy and confident? Why and explain?
8. What step most you like in speaking class?
9. Do you think that hypnoteaching is the appropriate method in reducing your anxiety?
10. Do you want hypnoteaching frequently use? Why?

(Indonesian Version)

1. Apakah Anda merasa percaya diri berbicara bahasa Inggris dengan menggunakan metode hypnoteaching? Jika tidak, kenapa dan jelaskan!
2. Apakah Anda berpikir bahwa hypnoteaching mengurangi kecemasan Anda? Jelaskan!
3. Apakah Anda berpikir bahwa positive words mengurangi kecemasan Anda? Mengapa dan jelaskan!
4. Apakah Anda berpikir bahwa matching postures dan movement mengusarkan kecemasan Anda? Mengapa dan jelaskan?
5. Apakah matching speech mengurangi rasa tegang Anda? Mengapa dan jelaskan?
6. Apakah menurut Anda yelling membuat Anda menikmati belajar bahasa Inggris? Mengapa dan jelaskan?
7. Apakah menurut Anda praise membuat Anda lebih percaya diri dan menikmati ketika belajar speaking? Mengapa dan jelaskan!
8. Langkah yang mana Anda paling sukai? Mengapa dan jelaskan!
9. Apakah Anda berpikir bahwa hypnoteaching adalah metode yang tepat diterapkan untuk mengurangi kecemasan Anda? Mengapa dan jelaskan!
10. Apakah Anda mau hypnoteaching digunakan secara terus menerus untuk pengajaran bahasa Inggris? Mengapa dan jelaskan!

Appendix D

Student's score of experimental class

No.	Name	Score			
		Pre-Questionnaires		Post-Questionnaires	
		X	X ²	X	X ²
1.	Respondents A	83	6889	45	2025
2.	Respondent B	93	8649	41	1681
3.	Respondents C	89	7921	53	2909
4.	Respondents D	77	5929	56	3136
5.	Respondents E	99	9801	45	2025
6.	Respondents F	107	11449	45	2025
7.	Respondents G	101	10201	52	2704
8.	Respondents H	90	8100	42	1764
9.	Respondents I	91	8281	69	4761
10.	Respondents J	93	8649	44	1936
11.	Respondents K	88	7744	47	2209
12.	Respondents L	95	9025	52	2704
13.	Respondents M	96	9216	53	2909
14.	Respondents N	85	7225	45	2025
15.	Respondents O	101	10201	41	1681
16.	Respondents P	92	8464	46	2116
17.	Respondents Q	116	13456	98	9604
18.	Respondents R	96	9216	56	3136
19.	Respondents S	93	8649	53	2909
20.	Respondents T	100	10000	46	2116
	Total	1885	179,065	1029	56,375

Appendix E

The distribution of frequency and percentage Students' answer of
experimental class in pre-questionnaires

Items	SS	S	SM	TS	STS
Q1	0	0	4	9	7
Q2	0	0	1	12	7
Q3	4	15	1	0	0
Q4	9	6	5	0	0
Q5	0	0	2	17	1
Q6	17	3	0	0	0
Q7	0	0	0	4	16
Q8	10	8	2	0	0
Q9	0	0	0	13	7
Q10	7	9	4	0	0
Q11	0	0	5	9	6
Q12	8	8	4	0	0
Q13	18	2	0	0	0
Q14	0	0	0	5	15
Q15	6	10	4	0	0
Q16	4	12	3	1	0
Q17	12	8	0	0	0
Q18	0	0	1	6	13
Q19	0	0	2	9	9
Q20	7	8	5	0	0
Q21	0	0	1	10	9
Q22	0	0	1	9	10
Q23	0	0	4	11	5
Q24	6	11	3	0	0
Q25	11	5	4	0	0
TOTAL					

Appendix F

The distribution of frequency and percentage Students' answer of
experimental class in post-questionnaires

Items	SS	S	SM	TS	STS
Q1	2	8	9	1	0
Q2	4	12	3	1	0
Q3	0	1	2	9	8
Q4	0	1	2	9	8
Q5	3	10	6	1	0
Q6	0	1	0	16	3
Q7	4	11	5	0	0
Q8	0	1	2	11	6
Q9	0	2	1	8	9
Q10	0	1	1	11	7
Q11	11	5	4	0	0
Q12	0	1	3	12	4
Q13	0	1	5	7	7
Q14	9	5	5	1	0
Q15	0	1	2	12	5
Q16	0	1	5	10	4
Q17	0	1	5	12	2
Q18	8	8	3	1	0
Q19	11	5	3	1	0
Q20	0	1	3	10	6
Q21	4	8	7	1	0
Q22	5	11	3	1	0
Q23	7	11	1	1	0
Q24	0	1	4	10	5
Q25	0	1	5	8	6
TOTAL					

Appendix G

Student's score of controlled class

No.	Name	Score			
		Pre-Questionnaires		Post-Questionnaires	
		X	X ²	X	X ²
1.	Respondents A	83	6889	46	2116
2.	Respondent B	50	2500	46	2116
3.	Respondents C	89	7921	65	4225
4.	Respondents D	75	5625	45	2025
5.	Respondents E	33	1089	32	1024
6.	Respondents F	107	11449	50	2500
7.	Respondents G	101	10201	75	5625
8.	Respondents H	90	8100	60	3600
9.	Respondents I	91	8281	49	2401
10.	Respondents J	93	8649	42	1764
11.	Respondents K	64	4096	59	3481
12.	Respondents L	95	9025	78	6084
13.	Respondents M	96	9216	56	3136
14.	Respondents N	74	5476	52	2704
15.	Respondents O	101	10201	98	9604
16.	Respondents P	92	8464	75	5625
17.	Respondents Q	116	13456	56	3136
18.	Respondents R	45	2025	38	1444
19.	Respondents S	93	8649	41	1681
20.	Respondents T	100	10000	50	2500
	Total	1,688	151,312	1113	66,791

Appendix H

The distribution of frequency and percentage Students' answer of controlled class in pre-questionnaires

Items	SS	S	SM	TS	STS
Q1	0	0	4	16	0
Q2	0	1	3	15	1
Q3	3	13	3	1	0
Q4	8	8	4	0	0
Q5	0	1	16	1	2
Q6	2	15	2	1	0
Q7	0	1	7	10	2
Q8	10	8	1	1	0
Q9	3	13	3	1	0
Q10	6	13	1	0	0
Q11	0	1	7	11	1
Q12	4	13	2	1	0
Q13	2	15	2	1	0
Q14	0	1	6	11	2
Q15	3	14	3	0	0
Q16	6	5	8	1	0
Q17	1	10	8	1	0
Q18	0	1	7	10	2
Q19	0	1	6	10	3
Q20	4	8	8	0	0
Q21	0	1	10	9	0
Q22	0	1	5	13	1
Q23	0	1	2	15	2
Q24	14	4	1	1	0
Q25	1	16	2	1	0
TOTAL					

Appendix I

Table of frequency and percentage of students' answer of controlled class in post-questionnaires

Items	SS	S	SM	TS	STS
Q1	3	10	5	2	0
Q2	4	8	6	2	0
Q3	1	4	3	10	2
Q4	2	6	8	4	0
Q5	2	12	3	2	1
Q6	0	2	4	10	4
Q7	2	7	8	3	16
Q8	0	9	8	3	0
Q9	4	8	4	4	0
Q10	2	9	2	7	0
Q11	0	9	6	5	6
Q12	2	6	4	4	4
Q13	0	5	3	9	3
Q14	1	10	6	2	1
Q15	0	8	3	9	0
Q16	0	0	2	11	7
Q17	0	0	1	9	10
Q18	8	10	2	0	0
Q19	7	12	1	0	0
Q20	0	0	0	13	7
Q21	8	10	2	0	0
Q22	6	13	1	0	0
Q23	6	12	2	0	0
Q24	0	0	0	14	6
Q25	0	0	0	11	9

APPENDIX J**The mean score of experimental and controlled class****A. Experimental class**

1. Pre-test

$$\bar{x} = \frac{\sum x}{n}$$

$$\bar{x} = \frac{1885}{20}$$

$$\bar{x} = 94.25$$

2. Post-test

$$\bar{x} = \frac{\sum x}{n}$$

$$\bar{x} = \frac{1029}{20}$$

$$\bar{x} = 51.45$$

B. Controlled class

3. Pre-test

$$\bar{x} = \frac{\sum x}{n}$$

$$\bar{x} = \frac{1,688}{20}$$

$$\bar{x} = 84.4$$

4. Post-test

$$\bar{x} = \frac{\sum x}{n}$$

$$\bar{x} = \frac{1113}{20}$$

$$\bar{x} = 55.65$$



APPENDIX K

Standard deviation of Experimental and Controlled class

A. Experiment Class

1. Pre-Test

$$SD = \sqrt{\frac{SS_1}{n-1}}$$

Where,

$$SS_1 = \sum X_1^2 - \frac{(\sum X_1)^2}{n}$$

$$SS_1 = 179065 - \frac{(1885)^2}{20}$$

$$SS_1 = 179065 - \frac{3553225}{20}$$

$$SS_1 = 179065 - 177661.25$$

$$SS_1 = 1403.75$$

$$SD = \sqrt{\frac{SS_1}{n-1}}$$

$$SD = \sqrt{\frac{1403.75}{20-1}}$$

$$SD = \sqrt{\frac{1403.75}{19}}$$

$$SD = \sqrt{73.88}$$

$$SD = 8.59$$

2. Post-Test

$$SD = \sqrt{\frac{SS_1}{n-1}}$$

Where,

$$SS_1 = \sum X_1^2 - \frac{(\sum X_1)^2}{n}$$

$$SS_1 = 56,375 - \frac{(1029)^2}{20}$$

$$SS_1 = 56,375 - \frac{1058841}{20}$$

$$SS_1 = 56,375 - 52942.05$$

$$SS_1 = 3432.95$$

$$SD = \sqrt{\frac{SS_1}{n-1}}$$

$$SD = \sqrt{\frac{3432.95}{20-1}}$$

$$SD = \sqrt{\frac{3432.95}{19}}$$

$$SD = \sqrt{180.68}$$

$$SD = 13.44$$

Controlled Class

1. Pre-Test

$$SD = \sqrt{\frac{SS_2}{n-1}}$$

2. Post-Test

$$SD = \sqrt{\frac{SS_2}{n-1}}$$

$$\text{Where, } SS_2 = \sum X_2^2 - \frac{(\sum X_2)^2}{n}$$

$$SS_2 = 151312 - \frac{(1688)^2}{20}$$

$$SS_2 = 151312 - \frac{2849344}{20}$$

$$SS_2 = 151312 - 142467.2$$

$$SS_2 = \mathbf{8844.8}$$

$$SD = \sqrt{\frac{SS_2}{n-1}}$$

$$SD = \sqrt{\frac{8844.8}{20-1}}$$

$$SD = \sqrt{\frac{8844.8}{19}}$$

$$SD = \sqrt{465.51}$$

$$SD = 21.57$$

$$\text{Where, } SS_2 = \sum X_2^2 - \frac{(\sum X_2)^2}{n}$$

$$SS_2 = 66791 - \frac{(1113)^2}{20}$$

$$SS_2 = 66791 - \frac{1238769}{20}$$

$$SS_2 = 66791 - 61938.45$$

$$SS_2 = \mathbf{4,852.55}$$

$$SD = \sqrt{\frac{SS_2}{n-1}}$$

$$SD = \sqrt{\frac{4852.55}{20-1}}$$

$$SD = \sqrt{\frac{4852.55}{19}}$$

$$SD = \sqrt{255.39}$$

$$SD = 15.98$$

APPENDIX L

The Significance Different

$$\mathbf{X_1 = 94.25 \quad SS_1 = 1403.75}$$

$$\mathbf{X_2 = 51.65 \quad SS_2 = 3432.95}$$

1. t-Test

$$t = \frac{\bar{X}_1 - \bar{X}_2}{\sqrt{\left(\frac{SS_1 + SS_2}{n_1 + n_2 - 2}\right)\left(\frac{1}{n_1} + \frac{1}{n_2}\right)}}$$

$$t = \frac{94.25 - 51.45}{\sqrt{\left(\frac{1403.75 + 3432.95}{20 + 20 - 2}\right)\left(\frac{1}{20} + \frac{1}{20}\right)}}$$

$$t = \frac{42.8}{\sqrt{\left(\frac{483670}{38}\right)(0.1)}}$$

$$t = \frac{42.3}{\sqrt{(12728.15)(0.1)}}$$

$$t = \frac{42.3}{\sqrt{12728.15}}$$

$$t = \frac{42.3}{112.81}$$

$$t_{\text{Hitung}} = \mathbf{0.37}$$

2. t-Table

For level of significance (D) = 0.05

Degree of freedom (df) = (N₁ + N₂) - 2 = (20 + 20) - 2 = 38

t - Table = 2.042

APPENDIX M

The Distribution of T-Tab

<i>Df</i>	<i>P</i>			
	0.10	0.05	0.01	0.001
1	6,314	12,706	63,657	636,619
2	2,920	4,303	9,925	31,599
3	2,353	3,182	5,841	12,924
4	2,132	2,776	4,604	8,610
5	2,015	2,571	4,032	6,869
6	1,943	2,447	3,707	5,959
7	1,895	2,365	3,499	5,408
8	1,860	2,306	3,355	5,041
9	1,833	2,262	3,250	4,781
10	1,812	2,228	3,169	4,587
11	1,796	2,201	3,106	4,437
12	1,782	2,179	3,055	4,318
13	1,771	2,160	3,012	4,221
14	1,761	2,145	2,977	4,140
15	1,753	2,131	2,947	4,073
16	1,746	2,120	2,921	4,015
17	1,740	2,110	2,898	3,965
18	1,734	2,101	2,878	3,922
19	1,729	2,093	2,861	3,883
20	1,725	2,086	2,845	3,850
21	1,721	2,080	2,831	3,819
22	1,717	2,074	2,819	3,792
23	1,714	2,069	2,807	3,768
24	1,711	2,064	2,797	3,745
25	1,708	2,060	2,787	3,725
26	1,706	2,056	2,779	3,707
27	1,703	2,052	2,771	3,690
28	1,701	2,048	2,763	3,674
29	1,699	2,045	2,756	3,659
30	1,697	2,042	2,750	3,646
40	1,684	2,021	2,704	3,551
50	1,676	2,009	2,678	3,496
60	1,671	2,000	2,660	3,460
80	1,664	1,990	2,639	3,416

Appendix N**LESSON PLAN**

Nama Sekolah	: MA. Muhammadiyah Limbung
Mata Pelajaran	: Bahasa Inggris
Kelas/Semester	: XI/ 1
Alokasi Waktu	: 2X45 Menit
Pertemuan	: Ke-1
Hari/Tgl	: jumat/ 22 September 2017
Topic dan Pembelajaran	: expression of relief, pain, and pleasure

A. Standar Kompetensi:

1. Berbicara: Mengungkapkan makna dalam teks fungsional pendek dan monolog yang berbentuk report, narrative dan analytical exposition dalam konteks kehidupan sehari-hari.

B. Kompetensi Dasar

1. Merespon makna dalam teks monolog yang menggunakan ragam bahasa lisan secara akurat, lancar dan berterima dalam konteks kehidupan sehari-hari dalam teks berbentuk: narrative.

2. Mengungkapkan makna dalam teks monolog dengan menggunakan ragam bahasa lisan secara akurat, lancar dan berterima dalam konteks kehidupan sehari-hari dalam teks berbentuk: narrative.

C. Indicator

1. Merespon wacana monolog berbentuk narrative

D. Langkah-Langkah Pengajaran

a. Opening

1. Guru memulai kelas dengan beri salam dan menyapa siswa
2. Guru mengecek absen
3. Guru menyampaikan tujuan pembelajaran hari ini

b. implementation

1. Guru mengkonfirmasi perasaan siswa tentang belajar bahasa inggris khususnya speaking.
2. Guru meminta siswa untuk duduk dengan posisi santai, merenggangkan tangan, lalu tarik nafas dan buang nafas diulang beberapa kali.
3. Guru meminta siswa untuk menutup mata dan dalam keadaan rileks sambil mendengarkan music relaksasi.
4. Siswa mendengarkan ungkapan dari guru lalu diikuti, siswa diminta untuk membayangkan belajar bahasa inggris di tempat yang diinginkan.
5. Siswa diminta untuk membuka mata pada hitungan mundur 5, 4, 3, 2, dan 1.
6. Guru mengkonfirmasi ulang perbedaan perasaan yang dialami oleh siswa setelah adanya penerapan beberapa langkah hypnoteaching.
7. Guru menyebarkan handout materi speaking
8. Siswa mendengarkan guru membaca text narrative lalu siswa mengikuti
9. Siswa berlatih dengan temannya di bangku masing-masing

Evaluation

1. Guru menutup kelas dengan memberikan beberapa pertanyaan lalu dijawab

2. Guru memberikan kisah inspiratif untuk memotivasi siswa.
3. Guru menutup kelas dengan mengucapkan salam

E. Materi Pokok

Text monologue berbentuk narrative

True Friends

Once upon a time, there were two close friends who were walking through the forest together. They knew that anything dangerous can happen any time in the forest. So they promised each other that they would always be together in any case of danger. Suddenly, they saw a large bear getting closer toward them. One of them climbed a nearby tree at once. But unfortunately the other one did not know how to climb up the tree. So being led by his common sense, he lay down on the ground breathless and pretended to be a dead man.

The bear came near the one who was lying on the ground. It smelt in his ears, and slowly left the place because the bears do not want to touch the dead creatures. After that, the friend on the tree came down and asked his friend that was on the ground, "Friend, what did the bear whisper into your ears?" The other friend replied, "Just now the bear advised me not to believe a false friend."

M A K A S S A R

LESSON PLAN

Nama Sekolah : MA. Muhammadiyah Limbung
 Mata Pelajaran : Bahasa Inggris
 Kelas/Semester : XI/ 1
 Alokasi Waktu : 2X45 Menit
 Pertemuan : Ke-2
 Hari/Tgl : jumat/ 29 September 2017
 Topic dan Pembelajaran : expression of relief, pain, and pleasure

A. Standar Kompetensi:

1. Berbicara: Mengungkapkan makna dalam teks fungsional pendek dan monolog yang berbentuk report, narrative dan analytical exposition dalam konteks kehidupan sehari-hari.

B. Kompetensi Dasar

1. Merespon makna dalam teks monolog yang menggunakan ragam bahasa lisan secara akurat, lancar dan berterima dalam konteks kehidupan sehari-hari dalam teks berbentuk: narrative.

2. Mengungkapkan makna dalam teks monolog dengan menggunakan ragam bahasa lisan secara akurat, lancar dan berterima dalam konteks kehidupan sehari-hari dalam teks berbentuk: narrative.

C. Indicator

10. Merespon wacana monolog berbentuk narrative

D. Langkah-Langkah Pengajaran

a. Opening

1. Guru memulai kelas dengan beri salam dan menyapa siswa
2. Guru mengecek absen
3. Guru menyampaikan tujuan pembelajaran hari ini

b. implementation

1. Guru menerapkan metode hypnoteaching.
2. Siswa mendengarkan guru membaca text narrative lalu siswa mengikuti
3. Guru meminta siswa untuk speaking satu per satu di depan kelas
4. Disela-sela proses pembelajaran guru melakukan yelling untuk membangkitkan semangat dan focus siswa terhadap proses pembelajaran.
5. Guru memberikan pujian kepada setiap siswa yang tampil speaking.

c. Evaluation

1. uru menutup kelas dengan memberikan beberapa pertanyaan lalu dijawab
2. Guru memberikan kisah inspiratif untuk memotivasi siswa.

E. Materi Pokok

Text monologue berbentuk narrative

True Friends

Once upon a time, there were two close friends who were walking through the forest together. They knew that anything dangerous can happen any time in the forest. So they promised each other that they would always be together in any case of danger. Suddenly, they saw a large bear getting closer toward them. One of them climbed a nearby tree at once. But unfortunately the other one did not know how to climb up the tree. So being led by his common sense, he lay down on the ground breathless and pretended to be a dead man.

The bear came near the one who was lying on the ground. It smelt in his ears, and slowly left the place because the bears do not want to touch the dead creatures. After that, the friend on the tree came down and asked his friend that was on the ground, "Friend, what did the bear whisper into your ears?" The other friend replied, "Just now the bear advised me not to believe a false friend."



LESSON PLAN

Nama Sekolah : MA. Muhammadiyah Limbung
 Mata Pelajaran : Bahasa Inggris
 Kelas/Semester : XI/ 1
 Alokasi Waktu : 2X45 Menit
 Pertemuan : Ke-3
 Hari/Tgl : Jumat/ 06 Oktober 2017
 Topic dan Pembelajaran : what is in your mind?

A. KOMPETENSI DASAR

Menyusun teks lisan untuk menyatakan dan merespon ungkapan menyatakan pendapat dan pikiran, dengan memperhatikan fungsi sosial, struktur teks, dan unsur kebahasaan yang benar dan sesuai konteks.

C. INDIKATOR

1. Mengucapkan tindak tutur menyampaikan pendapat dan meminta pendapat disertai responnya secara lisan
2. Menggunakan tindak tutur menyampaikan pendapat dan meminta pendapat disertai responnya secara lisan sesuai konteks

D. Langkah-Langkah Pembelajaran

a. Opening

1. Guru masuk ke dalam kelas dan menyapa siswa
2. Guru mengecek daftar hadir siswa
3. Guru mereview pelajaran sebelumnya
4. Guru menjelaskan tujuan pelajaran hari ini

b. Implementation

1. Guru mengkonfirmasi perasaan siswa tentang belajar bahasa inggris khususnya speaking.
2. Guru meminta siswa untuk duduk dengan posisi santai, merenggangkan tangan, lalu tarik nafas dan buang nafas diulang beberapa kali.

3. Guru meminta siswa untuk menutup mata dan dalam keadaan rileks sambil mendengarkan music relaksasi.
4. Siswa mendengarkan ungkapan dari guru lalu diikuti, siswa diminta untuk membayangkan belajar bahasa inggris di tempat yang diinginkan.
5. Siswa diminta untuk membuka mata pada hitungan mundur 5, 4, 3, 2, dan 1.
6. Guru mengkonfirmasi ulang perbedaan perasaan yang dialami oleh siswa setelah adanya penerapan beberapa langkah hypnoteaching.
7. Guru menyebarkan handout materi speaking
8. Siswa mendengarkan guru memberikan contoh tentang opinion
9. Siswa berlatih untuk membuat kalimat sendiri

c. Evaluation

1. Guru mengecek pemahaman siswa dengan bertanya
2. Guru menutup kelas dengan memberikan kata-kata bijaksana pada siswa
3. Kelas diakhiri dengan beri salam

E. MATERI PEMBELAJARAN

Asking and Giving Opinion

Asking Opinion	Giving Opinion
What do you think of.. Is that right (true) that.. Do you think it's going.. Why do they behave like that? Do you have any idea? How do you like that? Please give me your opinion..	In my opinion.. I think.. I fell.. I believe.. I personally believe.. I personally think.. To my mind.. In my case.. Well, personally.. It seems that..

Contoh percakapan berkaitan dengan meminta dan memberi pendapat :

Gina : I don't think that young people should be allowed to wear strange hair style.

Ady : Why? What's wrong with them?

Gina : Well, I personally believe that people who wear strange hair style will look untidy and be badly-behaved

Ady : I see your point. I think they just want to be stylish. That's all.



LESSON PLAN

Nama Sekolah	: MA. Muhammadiyah Limbung
Mata Pelajaran	: Bahasa Inggris
Kelas/Semester	: XI/ 1
Alokasi Waktu	: 2X45 Menit
Pertemuan	: Ke-4
Hari/Tgl	: jumat/ 13 Oktober 2017
Topic dan Pembelajaran	: what is in your mind?

B. KOMPETENSI DASAR

Menyusun teks lisan untuk menyatakan dan merespon ungkapan menyatakan pendapat dan pikiran, dengan memperhatikan fungsi sosial, struktur teks, dan unsur kebahasaan yang benar dan sesuai konteks.

C. INDIKATOR

1. Mengucapkan tindak tutur menyampaikan pendapat dan meminta pendapat disertai responnya secara lisan
2. Menggunakan tindak tutur menyampaikan pendapat dan meminta pendapat disertai responnya secara lisan sesuai konteks

D. Langkah-Langkah Pembelajaran

a. Opening

1. Guru masuk ke dalam kelas dan menyapa siswa
2. Guru mengecek daftar hadir siswa
3. Guru mereview pelajaran sebelumnya
4. Guru menjelaskan tujuan pelajaran hari ini

b. Implementation

1. Guru bertanya kepada siswa tentang kondisi siswa
2. Siswa menjawab
3. Guru menerapkan metode hypnoteaching
4. Guru bertanya tentang perasaan siswa

5. Guru mengecek pekerjaan siswa tentang memberikan suatu pendapat
6. Guru memberikan modeling
7. Siswa tampil ke depan untuk speaking. Seseekali guru menerapkan jam emosi untuk mengatur emosi siswa ketika belajar

c. Evaluation

1. Guru mengecek pemahaman siswa dengan bertanya
2. Guru menutup kelas dengan memberikan kata-kata bijaksana pada siswa
3. Kelas diakhiri dengan beri salam

E. MATERI PEMBELAJARAN

Asking and Giving Opinion

Asking Opinion	Giving Opinion
What do you think of..	In my opinion..
Is that right (true) that..	I think..
Do you think it's going..	I fell..
Why do they behave like that?	I believe..
Do you have any idea?	I personally believe..
How do you like that?	I personally think..
Please give me your opinion..	To my mind..
	In my case..
	Well, personally..
	It seems that..

Contoh percakapan berkaitan dengan meminta dan memberi pendapat :

Gina : I don't think that young people should be allowed to wear strange hair style.

Ady : Why? What's wrong with them?

Gina : Well, I personally believe that people who wear strange hair style will look untidy and be badly-behaved

Ady : I see your point. I think they just want to be stylish. That's all.

LESSON PLAN

Nama Sekolah	: MA. Muhammadiyah Limbung
Mata Pelajaran	: Bahasa Inggris
Kelas/Semester	: XI/ 1
Alokasi Waktu	: 2X45 Menit
Pertemuan	: Ke-5
Hari/Tgl	: Jumat/ 20 Oktober 2017
Topic dan Pembelajaran	: what is in your mind?

A. Standar Kompetensi

1. Memahami makna dalam percakapan transaksional/ interpersonal resmi dalam konteks kehidupan sehari-hari.
2. Mengungkapkan makna dalam teks percakapan transaksional resmi dan percakapan berlanjut (*sustained*) secara akurat, lancar, dan berterima dalam konteks kehidupan sehari-hari dan mengakses ilmu pengetahuan.

B. Kompetensi Dasar

1. Merespon makna dalam percakapan transaksional (*to get things done*) dan interpersonal (bersosialisasi) resmi dan tak resmi secara akurat, lancar, dan berterima menggunakan ragam bahasa lisan yang melibatkan tindak tutur: menyatakan perasaan (*expressing: persuading*)
2. Mengungkapkan makna dalam percakapan transaksional (*to get things done*) dan interpersonal (bersosialisasi) resmi dan tak resmi dalam ragam lisan secara akurat, lancar dan berterima yang melibatkan tindak tutur: menyatakan perasaan (*expressing: persuading*).

C. Indikator

1. Merespon dengan benar terhadap tindak tutur: menyatakan perasaan (*expressing: persuading*).
2. Melakukan berbagai tindak tutur dalam wacana lisan interpersonal/transaksional: menyatakan perasaan (*expressing: persuading*).

D. Langkah-Langkah Pembelajaran

a. Opening

1. Guru memasuki kelas dan beri salam
2. Guru berjabat tangan dengan siswa untuk menanyakan kabar
3. Guru mereview ingatan siswa tentang pelajaran pecan lalu
4. Guru menyampaikan tujuan pelajaran hari ini

b. Implementation

1. Guru menerapkan metode hypnoteaching
2. Setelah itu, membagikan text dialog
3. Siswa diminta untuk membacanya dan menanyakan yang tidak diketahui cara bacanya
4. Siswa berdialog dengan temannya
5. Setelah itu guru menjelaskan maksud dari dialog tersebut

c. Evaluation

1. Guru menanyakan kepada peserta didik yang tidak dimengerti
2. Guru menutup kelas dengan memberikan reinforcement kepada siswa berupa bahasa positive.

E. Materi Pokok

Percakapan/dialog dan pernyataan yang memuat ungkapan–ungkapan berikut:

Encouraging and Persuading and Hoping

Doni : hi, Andra. How are you?

Andra : doni! What a surprise! I'm fine, thanks. How about you?

Doni : I'm Ok and you know...? I won the short story contest.

Andra : That's great. Congratulations.

Doni : Thank you.

Andra : Actually I also sent my short story for the contest. But 21 failed miserably.

Doni : That's too bad. But, don't worry about it. All you need is a little more practice. Why don't you send your short stories to a newspaper or magazine?

Andra : come on. Don't give up.

Andra : Ok. I'll try to send my short stories to the newspaper. Anyway, I'm thinking of maybe stopping writing short stories.

Doni : I don't think you should do it.

Andra : Thank you for telling me.

Doni : I do hope that your story will be published in a newspaper or magazine.

Andra : Well, I hope that so.

LESSON PLAN

Nama Sekolah	: MA. Muhammadiyah Limbung
Mata Pelajaran	: Bahasa Inggris
Kelas/Semester	: XI/ 1
Alokasi Waktu	: 2X45 Menit (2X pertemuan)
Pertemuan	: Ke-6
Hari/Tgl	: jumat/ 27 Oktober 2017
Topic dan Pembelajaran	: what is in your mind?

F. Standar Kompetensi

2. Memahami makna dalam percakapan transaksional/ interpersonal resmi dalam konteks kehidupan sehari-hari.
3. Mengungkapkan makna dalam teks percakapan transaksional resmi dan percakapan berlanjut (*sustained*) secara akurat, lancar, dan berterima dalam konteks kehidupan sehari-hari dan mengakses ilmu pengetahuan.

G. Kompetensi Dasar

3. Merespon makna dalam percakapan transaksional (*to get things done*) dan interpersonal (bersosialisasi) resmi dan tak resmi secara akurat, lancar, dan berterima menggunakan ragam bahasa lisan yang melibatkan tindak tutur: menyatakan perasaan (*expressing: persuading*)
4. Mengungkapkan makna dalam percakapan transaksional (*to get things done*) dan interpersonal (bersosialisasi) resmi dan tak resmi dalam ragam lisan secara akurat, lancar dan berterima yang melibatkan tindak tutur: menyatakan perasaan (*expressing: persuading*).

H. Indikator

3. Merespon dengan benar terhadap tindak tutur: menyatakan perasaan

(*expressing: persuading*).

4. Melakukan berbagai tindak tutur dalam wacana lisan

interpersonal/transaksional: menyatakan perasaan (*expressing:*

persuading).

I. Langkah-Langkah Pembelajaran

d. Opening

5. Guru memasuki kelas dan beri salam

6. Guru berjabat tangan dengan siswa untuk menanyakan kabar

7. Guru mereview ingatan siswa tentang pelajaran pecan lalu

8. Guru menyampaikan tujuan pelajaran hari ini

e. Implementation

6. Guru menerapkan metode hypnoteaching

7. Setelah itu, membagikan text dialog

8. Siswa diminta untuk membacanya dan menanyakan yang tidak diketahui cara bacanya

9. Siswa berdialog dengan temannya

10. Setelah itu guru menjelaskan maksud dari dialog tersebut

f. Evaluation

3. Guru menanyakan kepada peserta didik yang tidak dimengerti

4. Guru menutup kelas dengan memberikan reinforcement kepada siswa berupa bahasa positive.

J. Materi Pokok

Percakapan/dialog dan pernyataan yang memuat ungkapan–ungkapan berikut:

Encouraging and Persuading and Hoping

Doni : hi, Andra. How are you?

Andra : doni! What a surprise! I'm fine, thanks. How about you?

Doni : I'm Ok and you know...? I won the short story contest.

Andra : That's great. Congratulations.

Doni : Thank you.

Andra : Actually I also sent my short story for the contest. But 21 failed miserably.

Doni : That's too bad. But, don't worry about it. All you need is a little more practice. Why don't you send your short stories to a newspaper or magazine?

Andra : come on. Don't give up.

Andra : Ok. I'll try to send my short stories to the newspaper. Anyway, I'm thinking of maybe stopping writing short stories.

Doni : I don't think you should do it.

Andra : Thank you for telling me.

Doni : I do hope that your story will be published in a newspaper or magazine.

Andra : Well, I hope that so.

Appendix O

Documentation

The students were reciting Holy Qur'an before class begun taken by researcher



The students were answer the post-Questionnaires taken by researcher



The students were reading the text before speaking in front of the



The students were giving treatment as experimental class taken by researcher





The students were listening the researcher in giving wonderful story





The students speaking in front of the class



CURRICULUM VITAE



The writer, Reski Amaliah was born on Romang Bone, 02nd November 1994, West Sulawesi Province. She was the fourth children in her family of the couple Sangkala and Nursia. The writer has two brothers and one sister. The writers' brothers: Syarifuddin and Nurdin, S.Kep., Ns, and the writers' sister: Darmawati, A.md.

The writer started her education at Elementary School of SDI. Bontosunggu, then Junior High School at SMPN 1 Bajeng Barat and Senior High School at MA. Muhammadiyah Limbung. Next, the writer continued her study at Alauddin State Islamic University of Makassar.

The writer chooses English Education Department as her major in Tarbiyah and teaching Science Faculty. The writer also join in some organizations to build relation and increase her experience. They are DEMA (Dewan Mahasiswa Fakultas Tarbiyah dan Keguruan), IMM (Ikatan Mahasiswa Muhammadiyah), and EDIT.