


**THE USE OF POSTER COMMENT IN INCREASING STUDENTS'
ABILITY TO WRITE DESCRIPTIVE TEXT AT THE SECOND GRADE
OF SMKN 8 BULUKUMBA**



A Thesis

Submitted in Partial Fulfillment of the Requirements for the Degree of
Sarjana Pendidikan in English Education Department of
Tarbiyah and Teaching Science Faculty of
UIN Alauddin Makassar

By
ASWIN ARISANDY PUTRA
Reg. No. 20400113024
UNIVERSITAS ISLAM NEGERI
ALAUDDIN
M A K A S S A R

**ENGLISH EDUCATION DEPARTMENT
TARBIYAH AND TEACHING SCIENCE FACULTY
UIN ALAUDDIN MAKASSAR
2018**

PERNYATAAN KEASLIAN SKRIPSI

Mahasiswa(i) yang bertandatangan di bawah ini:

Nama : Aswin Arisandy Putra
NIM : 20400113024
Tempat/Tgl. Lahir : Sinjai, 28 November 1994
Jurusan : Pendidikan Bahasa Inggris
Fakultas : Tarbiyah dan Keguruan
Alamat : Sudiang, Makassar
Judul : *The Use of Poster Comment in Increasing students' ability to write Descriptive text at the Second Grade of SMKN 8 Bulukumba.*

Menyatakan dengan sesungguhnya dan penuh kesadaran bahwa skripsi ini benar adalah hasil karya sendiri. Jika dikemudian hari terbukti bahwa skripsi ini merupakan duplikat, tiruan, plagiat, atau dibuat oleh orang lain, sebagian atau seluruhnya, maka skripsi dan gelar yang diperoleh karenanya batal demi hukum.

Makassar, 20 Juli 2018

UNIVERSITAS ISLAM NEGERI
Penyusun,

ALAUDDIN
M A K A S S A R

ASWIN ARISANDY PUTRA
NIM. 20400113024


PERSETUJUAN PEMBIMBING


Pembimbing penulisan skripsi saudara **Aswin Arisandy Putra**, NIM: 20400113024 mahasiswa Jurusan Pendidikan Bahasa Inggris pada Fakultas Tarbiyah dan Keguruan UIN Alauddin Makassar, setelah meneliti dan mengoreksi secara seksama skripsi yang bersangkutan dengan judul *"The Use of Poster Comment in Increasing students' Ability to Write Descriptive Text at the Second Grade of SMKN 8 Bulukumba"* memandang bahwa skripsi tersebut telah memenuhi syarat-syarat ilmiah dan dapat disetujui ke sidang munaqasah.

Makassar, 13 Januari 2018

Pembimbing I

Pembimbing II


Dr. Hj. Djuwairiah Ahmad, M.Pd., M.TESOL
NIP.19700619 199403 2 001


Muh. Rusydi Rasyid, S.Ag., M.Ag., M.Ed.
NIP. 19721208 199803 1 003

PENGESAHAN SKRIPSI

Skripsi yang berjudul "The Use of Poster Comment in Increasing Students' Ability to Write Descriptive Text at the Second Grade of SMKN 8 Bulukumba", yang disusun oleh **Aswin Arisandy Putra**, NIM: 20400113024, mahasiswa Jurusan Pendidikan Bahasa Inggris pada Fakultas Tarbiyah dan Keguruan UIN Alauddin Makassar, telah diujikan dan dipertahankan dalam sidang munaqasyah yang diselenggarakan pada hari Kamis, tanggal **15 Februari 2018** yang bertepatan dengan tanggal **29 Jumadil Awal 1439 H** dan dinyatakan telah dapat diterima sebagai salah satu syarat untuk memperoleh gelar Sarjana Pendidikan (S.Pd) pada Fakultas Tarbiyah dan Keguruan, Jurusan Pendidikan Bahasa Inggris dengan beberapa perbaikan.

Samata – Gowa, 15 Februari 2018 M
29 Jumadil Awal 1439 H

DEWAN PENGUJI


(SK. Dekan No. 377 Tertanggal 08 Februari Tahun 2018)

Ketua : Dr. Kamsinah, M.Pd.I.
Sekretaris : Sitti Nurpahmi, S.Pd. M.Pd.
Munaqisy I : Dr. Hj. Mardiana, M.Hum.
Munaqisy II : Dr. Kaharuddin, S.IP., M.Hum.
Pembimbing I : Dr. Hj. Djuwairiah Ahmad, M.Pd., M.TESOL.
Pembimbing II: Muh Rusydi Rasyid, S.Ag. M.Ag. M.Ed.




Diketahui oleh:

MAKASSAR
Dekan Fakultas Tarbiyah dan Keguruan
UIN Alauddin Makassar, //


/ Dr. H. Muhammad Amri, Lc., M.Ag.
/ NIP. 19730120 200312 1 001

ACKNOWLEDGEMENT



Alhamdulillah *RabbilAlamin*, The writer would like to praise and express his high gratitude to Allah SWT, who has given the blessing, health, opportunity and inspiration to finish this writing thesis. And Also, he does not forget to express Salam and Sholawat to the prophet Muhammad SAW who has guided muslims from the darkness to the lightness and brought us from the stupidity to the cleverness era.

The researcher realizes that this writing would not finish without helping and the guidance from the other people, so the writer would like to express his deepest thanks to the following person:

1. His beloved parents, **Syamsu** and **A. Eniwati** who always love, pray, motivate and support the researcher for all of their life. The greatest persons and motivators in researcher's life.
2. **Prof. Dr. Musafir Pababbari, M.Si** the Rector of Islamic State University of Alauddin Makassar for his advice during he studied at the university.
3. **Dr. H. Muhammad Amri, Lc., M.Ag.** the Dean of Tarbiyah and Teaching Science Faculty for advice and motivation.
4. **Dr. Kamsinah, M.Pd.I,** and **Sitti Nurpahmi, S.Pd., M.Pd,** the Head and the Secretary of English Department of Tarbiyah and Teaching Science Faculty of Alauddin State Islamic University (UIN) Makassar and all of the staffs.

5. The researcher's consultants, **Dr. Hj. Djuwairiah Ahmad, M.Pd., M.TESOL,** and **Muhammad Rusydi Rasyid, S.Ag., M.Ag., M.Ed.** who have helped, guided, and supported the researcher during the writing of this thesis.
6. **Drs. Syahrir, S.Pd, M.Pd,** the headmaster of SMKN 8 Bulukumba who has given permission for the researcher to conduct the study there, and the entire teachers, especially for **Miss Asma,** the English teacher who give information about the teaching-learning process of English and also the school administration staff, thanks for the cooperation.
7. The second grade students of SMKN 8 Bulukumba class **XI AP** and **XI TITL** intake 2017-2018 who gave their time to participate in his research.
8. Special thanks to his beloved family of English education department group 1 and 2 (**Academic year 2013**) whom give him so much experiences, love and motivation.
9. All of the people around the researcher's life whom could not be mention here, who has given motivation and praying for him.

UNIVERSITAS ISLAM NEGERI

ALAUDDIN

M A K A S S

Makassar, 20 Juli 2018
The researcher,

Aswin Arisandy Putra
NIM: 20400113024

TABLE OF CONTENTS

	Pages
COVER PAGE	i
PERNYATAAN KEASLIAN SKRIPSI.....	ii
PERSETUJUAN PEMBIMBING	iii
PENGESAHAN SKRIPSI	iv
ACKNOWLEDGEMENT.....	v
TABLE OF CONTENTS.....	vii
LIST OF TABLES.....	ix
LIST OF FIGURES	x
LIST OF APPENDIX	xi
ABSTRACT	xii
CHAPTER I INTRODUCTION	1
A. Background	1
B. Research Statements	3
C. Research Objective	3
D. Research Significance	3
E. Research Scope	4
F. Operational Definition of Term	5
CHAPTER II REVIEW OF RELATED LITERATURES	6
A. Review of Relevant Research Findings	6
B. Some Pertinent Ideas	10
1. Concept of Witing	10
2. Concept of Descriptive text.....	11
3. Concept of Poster Comment.....	20
C. Theoretical Framework	21
D. Hypothesis	21
CHAPTER III RESEARCH METHOD	22
A. Research Method	22
B. Research Variable	23
C. Research Setting	23
D. School Profile	24
E. Population and Sample	24
1. Population	24
2. Sample	24
F. Research Instrument	25
G. Data Collecting Procedure.....	25
H. Data Analysis Technique	27

CHAPTER IV FINDINGS AND DISCUSSION	34
A. Findings.....	34
1. The Classification of Students' Pre-test Scores in Experimental and Controlled Class	34
2. The Classification of Students' Post-test Scores in Experimental Class and Controlled Class	36
3. Mean Score and Standard Deviation of Experimental Class and Control Class	38
4. Test of Significance.....	39
B. Discussion	39
CHAPTER V CONCLUSIONS AND SUGGESTIONS	43
A. Conclusions	43
B. Suggestions	44
BIBLIOGRAPHY	
APPENDIXES	
CURRICULUM VITAE	



LIST OF TABLES

Table 4.1: Students' Result of Mean Score, T-test, and T-table in Pre-test.....	33
Table 4.2: Students' Score Classification in Pre-test.....	33
Table 4.3: Students' Score Classification in Post-test.....	35
Table 4.4: Mean Score and Standard Deviation in Post Test.....	37
Table 4.5: T-test of Students' Achievements.....	38



LIST OF FIGURES

Figure 1. : Theoretical Framework.....	21
Figure 2. : Experimental Design.....	22




LIST OF APPENDIX

Appendix I : Result of Students' Pre-test in Experimental and Controlled Class

Appendix II : Result of Students' Post-test in Experimental and Controlled Class

Appendix III : The Calculation of Standard Deviation and T-test

Appendix IV : Instrument of The Research in Pre-test and Post-test



ABSTRACT

Name : Aswin Arisandy Putra
Reg. Number : 20400113024
Thesis Title : **The Use of Poster Comment in Increasing Students' Ability to Write Descriptive Text at the Second Grade of SMKN 8 Bulukumba**
Year : 2018
Researcher : Aswin Arisandy Putra
Consultant I : Dr. Hj. Djuwairiah Ahmad, M.Pd., M, TESOL
Consultant II : Muh. Rusydi Rasyid, S.Ag., M.Ag., M.Ed.

The objective of this research is to find out the effectiveness of Poster Comment in increasing students' ability to write Descriptive text. This research conducted at SMKN 8 Bulukumba in academic year 2017/2018.

This research used quasi-experimental method with two groups pre-test and post-test design. There were two variables in this research; they were independent variable (Poster Comment) and dependent variable (writing a Descriptive text).

The population of this research was the second grade students of SMKN 8 Bulukumba academic year 2017/2018 which consisted of 94 students. The sample of the research consisted of 51 students which were taken by using Purposive Sampling technique, there were 27 students from XI AP as experimental class and 24 students from XI TITL as controlled class.

The instrument that used in this research was Essay test. It was used in pre-test and post-test. Both of the result of the data indicated that there was a significant difference between students' post-test in experimental class and control class. The mean score of post-test (4.82) in experimental class it was classified better than the mean score of post-test (3.8) in controlled class. Therefore, the mean score of experimental class was greater than the mean score of controlled class. From t-test, the researcher found that the value of t-test (4.453) was greater than t-table (2.00) because the t-test 4.453 is higher than the t-table, 2.00 ($4.453 > 2.00$). Teaching through Poster have several advantages, they are; presenting the messages become more interesting for the students; it does not need a large space; it is cheap and it does not need electricity to apply the method; this method helps the students easier to express their idea. So, the researcher suggested that Poster Comment recommended to be used in teaching English especially teaching Descriptive text.

CHAPTER 1

INTRODUCTION

This chapter is divided into six main sections, they are background, research statements, research objective, research significance, research scope, and operational definition of terms.

A. Background

Teaching is the process of transferring the knowledge. Generally, teaching process held in school. It transferred by the teacher to the students. There are some verses in Al-Qur'an about teaching.

Surah Al-A'laq 1-5: أَقْرَأُ {2} خَلَقَ الْإِنْسَانَ مِنْ عَلَقٍ {1} أَقْرَأُ

وَرَبُّكَ الْأَكْرَمُ {3} الَّذِي عَلَّمَ بِالْقَلَمِ {4} عَلَّمَ الْإِنْسَانَ مَا لَمْ يَعْلَمْ {5}

(1)Read! In the name of your Lord, who has created (all that exist). (2) Has created man from a clot (a piece of thick coagulated blood). (3) Read! And your Lord is the Most generous. (4) Who has taught (the writing) by the pen. (5) Has taught man that he did not know.

The lesson in the school is vary. One of the school lesson is English lesson. English has four skills or aspects, they are; speaking, writing, reading and listening. Writing is the process of using symbols (letters of the alphabet, punctuation and spaces) to communicate thoughts and ideas in a readable form. The aim of writing is to make text or letters. English has 12 text types. Descriptive text is one of the English text types

Descriptive text is a text which describe something, such as; animal, person, place and the others. Descriptive text has 2 structure, they are; identification and description. Identification contain the topic of the Descriptive text and Description contain the information and explanation of the topic specifically. To write Descriptive text we have to imagine the object with very specific and to make it easier we can use pictures or visualization in write descriptive text.

After observing the students in SMKN 8 Bulukumba, the researcher found some problems in learning process especially in English learning, such as they are lack of vocabulary and they are bored with the lecturing method. The researcher has one alternative to solve these problems, it is by using Poster comment method in teaching English, especially teaching Descriptive text.

Poster comment is one of instructional methods which use visualization in teaching process. In Poster comment method, the teacher will make a poster and the students will comment and describe the poster. It is the reason why the researcher chooses the topic. The researcher has some reasons to choose SMKN 8 Bulukumba as the target of research. The main reason is this school is near from the researcher's house. The other reason is it is recommended by the teacher of the SKMN 8 Bulukumba's school. Related to the reason above, the researcher choose the title; ***“The Use of Poster Comment in Increasing Students' Ability to Write Descriptive Text at the Second Grade of SMKN 8 Bulukumba”***.

B. Research Statement

Based on the background above, the researcher formulated the problem as follow, “To what extent is the use of Poster Comment in increasing the students’ ability to write Descriptive text?”

C. Research Objective

Based on the formulation above, the objective of the research is to find out the effectiveness of using Poster Comment in increasing the students’ ability to write Descriptive text.

D. Research Significance

1. Theoretical Significance

This research will give some useful information about how to increase the students’ ability in writing descriptive text by using Poster comment method. This research is expected to be used as reference for the other researcher to conduct a research in English teaching-learning process. Hopefully, the result of this study is useful for students, teachers, and the readers.

2. Practical Significance

a. For the researcher

By doing this research, the researcher hopes that he could study and got more information to identify the problem in writing descriptive text. Besides, the researcher will get new experience and knowledge for his life.

b. For the students

By learning descriptive text, the students can take some information to identify their problems in writing descriptive text. Furthermore, they can also increase their ability in writing Descriptive Text.

c. For the teachers

This research is expected as a reference for teachers in teaching English. The teachers will get new information or method in teaching English and also the researcher hopes they will apply the method in teaching English.

d. For the next researcher

This research will give information to the next researcher in teaching English. It is expected to give meaningful information and to give motivation for the next researcher to create a new research about teaching English strategy.

E. Research Scope

The scope of this research is limited on the Poster Comment method in teaching Descriptive Text at the second grade students of SMKN 8 Bulukumba Academic year 2017/2018. The researcher focused in teaching Descriptive text by using Poster Comment method.

F. Operational Definition of Terms

In order to clarify the key terms used in this research, some definitions are put below.

1. Poster comment is an instructional method by using poster or picture in teaching process to make the students easier to describe something.
2. Writing ability is one of English skills to write text and letter.
3. Writing is the process of using alphabet symbols to express our idea to the other.
4. Descriptive text is a text that describe something, for example; the description of Makassar



CHAPTER II

REVIEW OF RELATED LITERATURE

This chapter is divided into four main sections, they are related research finding, pertinent idea, theoretical framework, and hypothesis.

A. Review of relevant research findings

Robith Haqiqi (2016) in his research title “An Implementation of Poster Comment Strategy to Increase The Student Learning Result in Fiqh Learning of Language X Class in MAN Jombang” stated that the implication of this class activity research implementation from the first to the second cycle showed that the students more enthusiastic and active in joining the learning activity. Moreover, the learning result is increased and this strategy made the students becomes more active in learning process.

Siti Misbahul Hakimah (2013) in her title “The Application of Poster Comment Learning Methods to Improve the Skills of Kitabah in Arabic Lesson Class IV-A Khadijah Elementary School Malang” found that the application of Posters Comment learning methods known can improve kitabah skills (writing) of the Arabic subjects in grade IV-A Khadijah Elementary School Malang. From the results of the evaluation value, it can also be seen on kitabah skills enhancement of the students ranging from pre-test to cycle II with the details of the class average pre-test score of 60.4; cycle I 65.6; cycle II 75.6; and supported by the value of post-test 77,5. The increase of learning on the observation sheet of cycle I is 17%, and cycle II is 39%.

Mei Setya Chairena (2007) in her research title “The Use of Picture to Teach Writing Descriptive Text (Experimental Study at the Eight-Year Students of SMPN 13 Semarang in the Academic Year of 2006/2007)”, after getting t-value, she consulted the critical value of the t-table to check whether the difference was significant or not. Based on the computation the t-value was 4.208 and it is higher than the critical value on the table ($4.208 > 2.00$). It is concluded that there was significant difference between teaching writing using pictures and teaching writing without pictures.

Tengku Nova Mulyana (2012) with his research title is “Improving Students’ Achievement in Writing Descriptive Paragraph by Using Movie Posters”, based on the data analysis, the mean of students’ score in Test I was 56,38; for the Test II was 68,05, and for the Test III was 85. The qualitative data showed that the students were interested by using Movie Posters. The conclusion is that by using Movie Posters improves the students’ achievement in writing descriptive.

Sofiana Zahara (2014) in her research title “The Effectiveness of Teaching Descriptive Text Using Picture Media on Students Ability”, based on the result of statistic calculation, it indicated that the value of the t_0 is 2.33 with the degree of freedom (df) is 42. In this research, the writer used the degree of significance in the level of 5% and 1% which in the table of significance shows that level 5% of df 42 is 2.01 and level 1% of df 42 is 2.69. Comparing the t_0 with each value of the degree of significance, the result is $2.01 < 2.33 > 2.69$. Since score in the table is higher than score in the level of 5% obtained from the result of calculating, the Research Hypothesis (H_a) is accepted and the Null Hypothesis (H_0) is rejected. It

means that using pictures has a significant difference to the learning of plural nouns as seen from the result of statistic calculation both experiment class and control class.

Ika Afridah (2011) in her research title “Improving The Students’ Achievement on Writing Descriptive Text by Using Realia”, she divided the evaluation into three parts, they are the first evaluation until the third evaluation. In the first evaluation (66,2926) increased to the students’ mean score of second evaluation (76,7560) and the students’ mean score of third evaluation (87,0243). Observation result showed that the students gave their good attitudes and responses during teaching and learning process by applying the application of Realia. Questionnaire and interview report showed that students agree that the application of Realia had helped them in writing descriptive text. It can be concluded that the students’ achievement is improved when they are taught through Realia.

Tossi Ana Ari Utami (2014) in her research title “Improving The Ability in Writing Descriptive Texts Through Brainstorming Technique for Grade VIII Students at SMP N 1 Piyungan”, the result of her research is as the following table:

Mean scores of the Students’ Writing on the Five Aspects

Aspects	Mean Scores		
	Pre-Test	Post-Test I	Post Test II
Content	2.5	2.7	2.8
Organization	1.8	2.4	2.6
Grammar	1.2	2.3	2.6
Vocabulary	2.3	2.3	2.4
Mechanics	2	2.2	2.5

Based on the data, she concluded that brainstorming could improve the students' ability in writing descriptive texts in terms of encouraging the students to start with writing. Brainstorming facilitates the students to activate their prior knowledge before they practice their writings. It helps them generate ideas more effectively and release their anxiety that cause the writer's block. By using the technique, the students could feel at ease in performing the writing task.

Imelda Wardani (2012) in her title "Improving The Ability in Writing Descriptive Text Through Guided-Questions Technique" concluded that guided-questions technique could significantly improve the students' ability in writing descriptive text. It can be proved by the value of t-counted (11.97) which is greater than t-table (1.729). It means that, the hypothesis is accepted. On the other words, the use of guided-questions technique can improve students' ability in writing descriptive texts.

Hami, widodo (2011) in his research "Improving students' ability in writing Descriptive Text through Wholesome Scattering Game", the result is the students are able to describe whole of parts, qualities, and characteristics of objects. It showed by the score of pre-test and each cycle. In the pre-test found the total score of students' writing result was 982, its mean was 31.7. It means that the value of students' writing result was poor. In the first cycle found the total score of students' writing result was 1570, its mean was 50.7. It means that the value of students' writing result was average, but based on criteria assessment, students are still fair. In the second cycle found the total score of students' writing result was 2095, its mean was 67.6. It means that the value of students' writing result was

good. The second is the use of wholesome scattering game contributed to the students. It helped the students to write a descriptive text easily and accurately, because they could write the parts, qualities, and characteristics of the object with many vocabularies. By using wholesome scattering game the students did not consume many time, because they could write, arrange and develop the words that was given by teacher.

The researcher's research has similarity with the researches above, it is about increasing students' ability in writing descriptive text. But the researcher used different method, that is Poster Comment method. This method can help students to write descriptive text because it is use poster in learning process that will make the students easier to describe the object

B. Some pertinent ideas

1. Concept of writing

Writing is the process of using letter symbols on the paper.

Commonly, we write using paper a pen, pencil on the paper (handwriting) or by the keyboard on the monitor (typing). The purpose of writing to express the writer idea to the reader by paper.

Lindblom in Mahfud (2012:8) defines writing as a way of learning to focus our mind on important matters, and of learning about them. By writing activity, a person can find the solution of a difficult problem. Then, the person expresses it by writing.

2. Concept of Descriptive text

Before we discuss about the Descriptive text we have to know that there are 13 English text. They are narrative, recount, report, explanation, analytical exposition, hortatory exposition, procedure, discussion, review, anecdote, spoof, news item and descriptive.

a. Narrative text

Purpose:

To amuse/entertain the readers and to tell a story

Generic Structure:

1. Orientation (introducing the story or the paragraph)
2. Complication (the conflict of the story)
3. Resolution (the end of the story; happy ending or sad ending)
4. Reorientation (optional)

Dominant Language Features:

1. Using Past Tense (example washed, drunk etc.)
2. Using action verb (a verb that shows an action, example walked, killed etc.)
3. Adverb of time (once upon time, one day, etc.)

b. Recount Text

Purpose:

To retell something that happened in the past and to tell a series of past event

Generic Structure:

1. Orientation (introducing the participants, place and time)

2. Event(s) (Describing series of event that happened in the past)
3. Reorientation (it is optional, stating personal comment of the writer to the story)

Dominant Language Features:

1. Using Past Tense
2. Using action verb
3. Using linking verb (was, were, saw, etc.)

Narrative and recount in some ways are similar. Both are telling something in the past so narrative and recount usually apply PAST TENSE; whether Simple Past Tense, Simple Past Continuous Tense, or Past Perfect Tense. The ways narrative and recount told are in chronological order using time or place. Commonly narrative text is found in story book; myth, fable, folklore, etc. while recount text is found in biography.

The thing that makes narrative and recount different is the structure in which they are constructed. Narrative uses conflicts among the participants whether natural conflict, social conflict or psychological conflict. In some ways narrative text combines all these conflicts. In the contrary, we do not find these conflicts inside recount text. Recount applies series of event as the basic structure. Recount text is used in various form.

c. Report Text

Purpose:

To presents information about something, as it is.

Generic Structure:

1. General classification (general statements that describe the subject of the report)
2. Description (tells what the phenomenon under discussion)

Dominant Language Feature:

1. Introducing group or general aspect
2. Descriptive language is used that is factual rather than imaginative eg. color, shape, size, body parts etc.
3. Using Simple Present Tense

d. Explanation Text

Purpose:

To explain the processes involved in the formation or working of natural or socio-cultural phenomena.

Generic Structure:

1. General statement (stating the phenomenon issues which are to be explained)
2. Explanation (stating a series of steps which explain the phenomenon)
3. Closing (actually it is part of sequenced explanation)

Dominant Language Features:

1. Using generic participant; sun, rain, etc.

2. Using chronological connection; to begin, with, next, etc.
3. Using passive voice
4. Using noun phrase
5. Using adverbial phrase
6. Using technical terms
7. Using general and abstract noun
8. Using conjunction of time and cause-effect

e. Analytical Exposition

Purpose:

To reveal the readers that something is the important case

Generic Structure:

1. Thesis (introducing the topic and indicating the writer's points of view)
2. Arguments (explaining the argument to support the writer's position)
3. Reiteration/Conclusion (restating the writer's point of view to strengthen the thesis)

Dominant Language Features:

1. Using modals
2. Using action verbs
3. Using thinking verbs
4. Using adverbs
5. Using adjective
6. Using technical terms

7. Using general and abstract noun

8. Using connectives/transition

f. Hortatory Exposition

Purpose:

To persuade the readers that something should or should not be the case or be done

Generic Structure:

1. Thesis (the writer's point of view about the topic)
2. Arguments (series of argument which strengthen the thesis stated before)
3. Recommendation (the writer gives recommendation to the reader)

Dominant Language Features:

1. Using Simple Present Tense
2. There are several arguments that begin with, firstly, secondly, etc.
3. It contains recommendation that begins with: in my opinion, I think...should be... etc.

Then what is the basic difference between analytical and hortatory exposition. In simple word. Analytical is the answer of "How is/will" while hortatory is the answer of "How should". Analytical exposition will be best to describe "How will student do for his examination? The point is the important thing to do. But for the question" How should student do for his exam?" will be good to be answered with hortatory. It is to convince that the thing should be done.

g. Procedure Text

Purpose:

To help readers how to do or make something completely

Generic Structure:

1. Goal/Aim (it contains the purpose of the text, eg. how to make cake)
2. Materials/Equipments (it is contain of the materials that used in the process)
3. Steps/Methods (it is contain the steps to make the goal)

Dominant Language Features:

1. Using Simple Present Tense
2. Use adverbial of sequence (eg. first, second and the last)
3. Use command (eg. put the noodles on.....)
4. Using action verb

h. Discussion Text

Purpose:

To present information and opinions about issues in more one side of an issue ('For/Pros' and 'Against/Cons')

Generic Structure:

1. Issue (stating the issue which is to discussed)
2. Arguments pro and against (presenting the point in supporting and contrast)
3. Conclusion (stating the writer's recommendation of the discourse)

Dominant Language Features:

1. Introducing category or generic participant
2. Use thinking verb; feel, hope, etc.

3. Using contrastive conjunction; however, but, etc.

4. Using adverbial of manner; deliberately, hopefully, etc.

5. Using modality; must, should, could, etc.

i. Review text

Purpose:

To critique or evaluate an art work or event for a public audience

Dominant Generic Structure:

1. Orientation (background information of the text)

2. Evaluation (concluding the statement)

3. Interpretative Recount (summary of an art works including character and plot)

4. Evaluative Summation (the last opinion consisting the appraisal or the punch line of the art works being criticized)

Dominant Language Features:

1. Focus on specific participants

2. Using adjectives

3. Using long and complex clauses

4. Using metaphor

j. Anecdote

Purpose:

To share with others an account of an unusual or amusing incident

Generic Structure:

1. Abstract (signals the retelling of an unusual or amusing incident)

2. Orientation (sets the scene)
3. Crisis (provides details of the unusual incident)
4. Reaction (reaction of the crisis)
5. Coda (reflection on or evaluation of the incident)

Dominant Language Features:

1. Using exclamations, rhetorical question or intensifiers
2. Using material process
3. Using temporal conjunctions

k. Spoof

Purpose:

To tell an event with a humorous twist and entertain the readers

Generic Structure:

1. Orientation (introduction of the participant of the story, where it happen and when)
2. Events (tells the chronological of the story)
3. Twist (an unpredictable plot in the end of the story that amuses the reader)

Dominant Language Features:

1. Using simple Past Tense
2. Using action verb
3. Chronologically arranged (before, after, while, etc.)

1. News Items

Purpose:

To inform readers about events of the day which are considered newsworthy or important

Dominant Generic Structure:

1. Newsworthy event (the main events of the news)
2. Elaboration (the background of the events)
3. Sources (The sources of the news, the comment of the police or the other)

Dominant Language Features:

1. Short, telegraphic information about story captured in headline
2. Using action verbs
3. Using saying verbs
4. Using adverbs: time, place and manner

m. Descriptive Text

Descriptive text is a text that has social purpose to give an account of imagined or factual events (Hyland, 2004: 214). Descriptive text use to describe something specifically: someone, animal and the others. It uses present tense. The structures of Descriptive text are:

1. Identification

- a) Contains name, job (if the object is person)
- b) Contain the name of the place (if the object is place)

2. Description

- a) Contains the information and the characteristics of the object (if the object is person)
- b) Contain the quality, parts and the characteristics of the place (if the object is place)

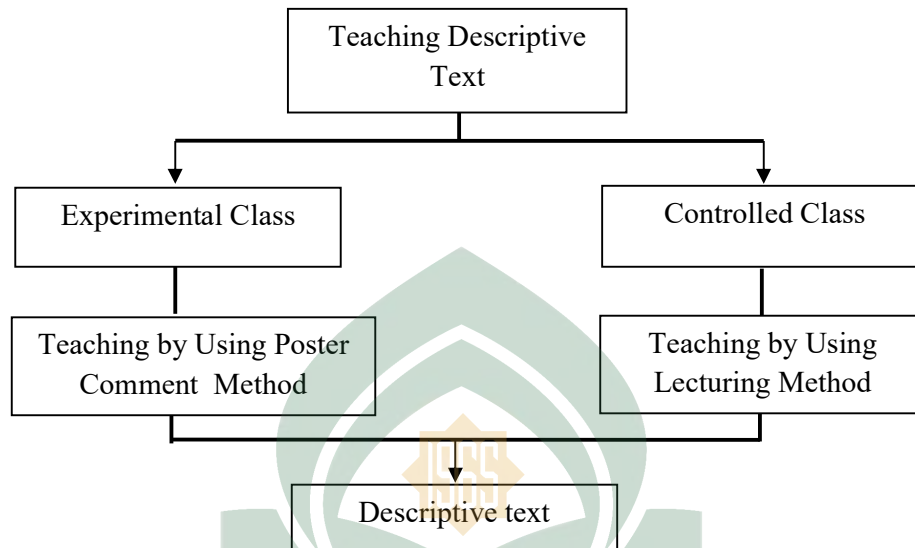
3. Concept of Poster Comment

Poster is visual media that contains picture and simple letter message. The purpose of this method is to stimulate and increase the students' creativity. In this method the students motivated to express their idea orally or by write on the paper about the poster. The steps to apply this method are:

- a. Choose a picture or poster that has relation with the topic.
- b. Divide the students into several groups.
- c. Ask the students to observe the picture or the poster.
- d. Ask the students to discuss with their groups, then ask them to give recommendation or solution about the picture or the poster.
- e. Each group give a presentation about their discussion in front of their classmate.
- f. Ask the other group to give comment about the presentation (Adopted from Direktorat Pendidikan Madrasah, Direktorat Jenderal Pendidikan Islam, Kementerian Agama Republik Indonesia. *Modul PAIKEM*,2016).

C. *Theoretical Framework*

Figure 1. Theoretical Framework



The Theoretical Framework of this research are: Input, process and output. The input of this research is teaching Descriptive text through Poster comment method in Experimental Class and Lecturing Method in Controlled Class. The process of this research is the student writing a Descriptive text. The output of this research is the result of the Poster comment method in teaching Descriptive text.

D. *Hypothesis*

Based on the problem statement which presented by the reseacher, the hypothesis of this research are formulated as follows:

1. (H₁): Poster comment is effective to increase students' ability in writing Descriptive text at Second Grade of SMKN 8 Bulukumba.
2. (H₀): Poster comment is not effective to increase students' ability in writing Descriptive text at Second Grade of SMKN 8 Bulukumba.

CHAPTER III

This chapter contains research method, research variable, population and sample, research instrument, data collection procedure, and data analysis techniques.

A. Research Method

Research method is a procedure that used in research systematically. Method is the way to doing something (Hornby, 1995: 780).

1. Research design

To gain the objective of this research, the researcher used experimental design. In this experimental research, the researcher used Quasi-Experimental design. This research focused on increasing the students' ability in writing Descriptive text through Poster comment.

The model of Quasi-Experimental design, exactly Non-equivalent Control Group design as following:

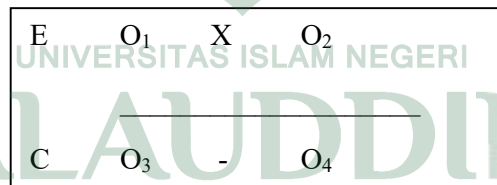


Figure 2. Experimental Design

Explanation:

E : Experimental class

C : Control class

O₁ : Pre-test in experimental class

O₂ : Pre-test in control class

X : Treatment for experimental class by using Poster Comment method

O₃ : Post-test in experimental class

O₄ : Post-test in control class

(Adapted from *Sugiyono, 2014*)

B. Research Variable

According to Best (1981: 238), research variables are the conditions that are manipulated, controlled, or observed by the researcher in a research. There are 2 kinds of research variables, they are Independent variable and Dependent variable. Independent variable is presumed to have an effect on, to influence somehow another variable, while dependent variable is a variable that the independent variable is presumed to affect.

1. The Independent variable of this research is the use of Poster comment.
2. The Dependent variable of this research is the students' ability to write Descriptive text.

C. Research Setting

This research has been held almost three years. The researcher submitted his thesis title in June 20 2016. After he submitted it, he made a draft of thesis and consulted with his consultant for 9 months. The researcher's draft of thesis accepted in February 20 2017 and he did the seminar draft of thesis at March 1 2017. He did the treatment for a month exactly in the August 2017. After that he wrote his thesis and accepted in January 20 2018. At last he did Munaqasyah's examination in February 15 2018.

D. School Profile

SMKN 8 Bulukumba is one of school in Bulukumba regency, south Sulawesi Province, exactly in Karet street, Tanete city. The distance between this city with the Capital city of South Sulawesi (Makassar) is about 160 km. This school has been existed since 2008. It has 9 classes, a teacher room, a security post and 3 majors. The majors of this school are TITL(Teknik Instalasi Tenaga Listrik), AP(Agribisnis Perikanan) and ATP(Agribisnis Teknik Pertanian). It also has a wide field as place to play soccer, basketball and the other. In the backside of this school is a rice field and mountain.

E. Population and Sample

1. Population

Population is all subject of research (Arikunto 2013:173)). The population of this research were the tenth grade of SMKN 8 Bulukumba. The population were consisted of three classes, they were XI AP, XI TITL, and XI ATP. The total of population were 94 students.

2. Sample

The researcher applied the Purposive Sampling Technique in which two class taken as sample. In this case, the researcher chosen class XI AP that consists 27 students as the experimental class and class XI TITL that consists 24 students as the controlled class, therefore the total number of students were 51. The researcher chosen the Experimental class and Controlled class recommended by the English teacher in SMKN 8 Bulukumba.

F. Research Instrument

Research instrument is the way to get the score of the students by test to know how effective the treatment. To know how effective is the treatment, the researcher gave test to the students. The test is the students made a descriptive text accurately with the object with minimum of Paragraphs were 2.

G. Data Collection Procedure

To collect the data from the students about the effect of the treatment, the researcher used written test. According to Richards (1985: 291), test is any procedure to measuring ability, knowledge, or performance. The researcher used 2 test, they are pre-test and post-test.

The research took 6 times meeting for the Experimental Class and the Control Class. The first meeting was Pre-test, then the second meeting until the fifth meeting was treatment. The last meeting was Post-test to know the effect of the Poster Comment method. Essay has been used in the test and it consisted by 1 essay test. The students wrote a Descriptive text on a paper

H. Data Analysis Technique

1. Category of research result

Scoring the result of the students' test was based on the five aspect, the aspects are grammar, vocabulary, mechanics, fluently (style and case of communication), and form or relevance of organization. The classifying the score of the test into five aspects, the researcher used the scoring system as suggested by Hughes in Irwansyah (2013:38) as follows:

a. Grammar

No	Classification	Score	Criteria
1	Excellent	6	Few (if any) noticeable of grammar or word order.
2	Very good	5	Some errors of grammar and order which do not, however interfere with comprehension.
3	Good	4	Errors of grammar and word order, fairly frequent occasional re-reading necessary for full comprehension.
4	Fair	3	Errors of grammar and word order frequent. Error of intergeneration something required of reader part.
5	Poor	2	Errors of grammar and word order very frequent, the readers often have really on own interpretation.
6	Very poor	1	Errors of grammar and word order as severe as to make comprehension virtually impossible.

b. Vocabulary

No	Classification	Score	Criteria
1	Excellent	6	Use of vocabulary and idiom rarely (of it all) distinguishable from that of an educated native writer.
2	Very good	5	Occasional uses of inappropriate terms or relies on circumlocutions, expression of ideas hardly impaired.
3	Good	4	Uses wrong or inappropriate words fairly frequently; expression of ideas may be limited because of inadequate vocabulary.
4	Fair	3	Limited vocabulary and frequent errors clearly hinder expression of ideas.
5	Poor	2	Vocabulary so limited and so frequently misused that reader must often rely on own interpretation.
6	Very poor	1	Vocabulary limitation so extreme as to make comprehension virtually impossible.

c. Mechanics

No	Classification	Score	Criteria
1	Excellent	6	Few (if any) noticeable lapses in punctuation of spelling.
2	Very good	5	Occasional lapses in punctuation or spelling which does not, however interfere with comprehension.
3	Good	4	Error in punctuation or spelling fairly frequent, occasional re-reading necessary for full comprehension.
4	Fair	3	Frequent error in spelling or punctuation lead some times to obscurity.
5	Poor	2	Error in spelling or punctuation so frequentations that reader must often rally on own interpretation.
6	Very poor	1	Error in spelling or punctuation so severe as to make comprehension virtually impossible.

d. Fluency (Style and ease of communication)

No	Classification	Score	Criteria
1	Excellent	6	Choice of structures and vocabulary consistently appropriate, like that of educated native writer.
2	Very good	5	Occasional lack of consistency in choice of structures and vocabulary which does not, however, impair overall ease of communication.
3	Good	4	'Patchy', with some structure or vocabulary items noticeable inappropriate to general style.
4	Fair	3	Structures or vocabulary items sometimes not only inappropriate but also misused, little sense of ease of communication.
5	Poor	2	Communication often impaired by completely inappropriate or misused structures of vocabulary items.
6	Very poor	1	A 'hatch-patch' of half-learned misused structures and vocabulary items rendering communication almost impossible.

e. Form

No	Classification	Score	Criteria
1	Excellent	6	Highly organized clear progression of ideas well linked, like educated native speaker.
2	Very good	5	Material well organized, links could occasionally be clearer but communication not impaired.
3	Good	4	Some lack of organization, re-reading required for classification of ideas.
4	Fair	3	Little or no attempt at connectivity, through reader can deduce some organization.
5	Poor	2	Individual ideas may be clear but very difficult to deduce connection between them.
6	Very poor	1	Lack of organization several that communication is seriously impaired.

2. Technique of data analysis

The data collected were analyzed with the following formulas:

- a. Scoring the students answer of pre-test and post-test formula as follow:

$$\text{Scoring : } \frac{\text{Students' total score}}{\text{Total number of aspects scoring}}$$

Adopted from Nawas in Irwansyah (2013:42)

- b. Classifying the score of students by using following table:

Scale	Classification
5.6 – 6.0	Excellent
4.6 – 5.5	Very Good
3.6 – 4.5	Good
2.6 – 3.5	Fair
1.6 – 2.5	Poor
0.0 – 1.5	Very poor

Adopted from Nawas in Irwansyah (2013:42)

- c. To calculate the mean score between the result of pre-test and post-test of the class, the researcher applied the following formula:

$$\bar{X} = \frac{\sum X}{N}$$

Where:

\bar{X} : Mean score

$\sum X$: Total rows

N : The number of students

(Gay, 2006 : 320)

- d. Finding out the standard deviation by applying this formula:

$$SD = \sqrt{\frac{SS}{N-1}}, \text{ where } SS = \sum X^2 - \frac{(\sum X)^2}{N_1}$$

Where:

SD = Standard Deviation

SS = The sum of square

N = Total number of the subjects

$\sum X^2$ = The sum of all square; each score is squared and all the squares are added up

$(\sum X)^2$ = The square of the sum; all the scores are added up and the sum is square, total.

(Gay, 2006: 321)

- e. To find out the difference between students' score in pre-test and post-test, the researcher used the following formula:

$$t = \frac{\bar{x}_1 - \bar{x}_2}{\sqrt{\left(\frac{SS_1 + SS_2}{n_1 + n_2 - 2}\right) \left(\frac{1}{n_1} + \frac{1}{n_2}\right)}}$$

Where:

t = Test of significance

\bar{x}_1 = Mean score of experimental group

\bar{x}_2 = Mean score of control group

SS_1 = Sum square of experimental group

SS_2 = Sum square of control group

n_1 = Number of students of experimental group

n_2 = Number of students of control group.

(Gay, 2006: 349)

- f. The result of the t test was compared with t table to see if there a significant difference between the experimental class and controlled class on the other hand, the experiment was effective or not.

T table $>$ t test= Have significant influence

T table $<$ t test= Have not significant influence

(Gay, 2006: 346)

CHAPTER IV

FINDINGS AND DISCUSSION

This chapter describes the findings and the discussions of this research.

A. Findings

Findings of the research deal with the presentation rate of the students' score gained from the test to find the mean score, standard deviation, test of significance, and hypothesis testing.

1. The Classification of Students' Pre-test Scores in Experimental and Controlled Class.

The following table shows the distribution of frequency and percentage of final score of students' in writing a Descriptive text at the second grade of SMKN 8 Bulukumba in pre-test at the experimental class and controlled class.

Table 1

The distribution of frequency and percentage score of experimental class in pre-test

No	Scale	Classification	Frequency	Percentage
1.	5.6 – 6.0	Excellent		
2.	4.6 – 5.5	Very Good	4	20%
3.	3.6 – 4.5	Good	9	45%
4.	2.6 – 3.5	Fair	6	30%
5.	1.6 - 2.5	Poor	1	5%
6.	0 - 1.5	Very Poor		
Total			20	100%

The table shows the rate percentage of score of experimental class in pre-test from 20 students, none of the student obtained excellent and very poor score. There were 4(20%) students obtained very good score, 9 (45%) students obtained good score and 6(30%) students obtained fair score and 1(5%) student obtained poor score.

Table 2
The distribution of frequency and percentage score of
Controlled class in pre-test

No	Scale	Classification	Frequency	Percentage
1.	5.6 – 6.0	Excellent		
2.	4.6 – 5.5	Very Good	2	10%
3.	3.6 – 4.5	Good	9	45%
4.	2.6 – 3.5	Fair	8	40%
5.	1.6 - 2.5	Poor	1	5%
6.	0 - 1.5	Very Poor		
Total			20	100%

Table 2 shows the percentage of score of control class in pre-test from 20 students, none of the students obtained excellent score and very poor score. There were students 2 (10%) obtained very good score, 9(45%) students obtained good score, 8 (40%) students obtained fair score and 1 (5%) student obtained poor score.

Based on the table 1 and 2, it can be concluded that the rate percentage score in pre-test for experimental class was little higher than the rate percentage score in control class.

2. The Classification of Students' Post-test Scores in Experimental Class and Controlled Class.

The following table shows the distribution of frequency and percentage of final score of writing a Descriptive text at the second grade of SMKN 8 Bulukumba in post-test for experimental class and controlled class.

Table 3
The distribution of frequency and percentage score of
Experimental class score in post-test

No	Scale	Classification	Frequency	Percentage
1.	5.6 – 6.0	Excellent	3	15%
2.	4.6 – 5.5	Very Good	13	65%
3.	3.6 – 4.5	Good	1	5%
4.	2.6 – 3.5	Fair	3	15%
5.	1.6 - 2.5	Poor		
6.	0 - 1.5	Very Poor		
Total			20	100%

The rate percentage score at the experimental class in post-test from 20 students as table 3 shows that there were 3 (15%) students obtained excellent score, 13 (65%) students obtained very good score, 1 (5%) student obtained good score and 3(15%) students obtained fair score. None of the students get a poor score or very poor score.

Table 4

The distribution of frequency and percentage score of
Controlled class score in post-test

No	Scale	Classification	Frequency	Percentage
1.	5.6 – 6.0	Excellent		
2.	4.6 – 5.5	Very Good	3	15%
3.	3.6 – 4.5	Good	10	50%
4.	2.6 – 3.5	Fair	6	30%
5.	1.6 - 2.5	Poor	1	5%
6.	0 - 1.5	Very Poor		
Total			20	100%

The rate percentage score at the controlled class in post-test from 20 students as table 4 shows that there were 3 (15%) students obtained very good score, 10(50%) students obtained good score, 6(30%) students obtained fair score, and 1(5%) student obtained poor score.

Based on the tables above, it can be concluded that the rate percentage in post-test for experimental class was higher than rate percentage controlled class score. It can be seen in the table 3 and 4. In Experimental class there is not student obtained poor score and 1(5%) student obtained poor score in Controlled Class. 3(15%) students obtained excellent score in Experimental class, meanwhile in Controlled class none of the students got excellent score. It means that there was an increasing score in Experimental class in writing a Descriptive text.

3. Mean Score and Standard Deviation of Experimental Class and Controlled Class

After calculating the result of the students score, the mean score and standard deviation of both classes can be presented in the following table.

Table 5

The Mean Score and Standard Deviation of Experimental and Controlled Class

Class	Pre-test		Post-test	
	Mean Score	Standard Deviation	Mean Score	Standard Deviation
Experimental	3.85	0.704	4.82	0.764
Controlled	3.6	0.626	3.8	0.68

The table above indicated the mean score of Experimental class in the pre-test was 3.85 and the standard deviation was 0.704 and the mean score of the Controlled class in the pre-test was 3.6 and the standard deviation was 0.626. While the mean score of experimental class in post-test was 4.82 and the standard deviation was 0.764 and the mean score of controlled class in the post-test was 3.8 and its standard deviation was 0.68. It meant that from both of the classes; the experimental class was gained the higher mean score in the post-test than the controlled class.

4. Test of Significance

The significant score between experimental and controlled class can be calculated by using t-test. The result of the t-test can be seen in table 6 as follows:

Table 6

The T-test of Students' Achievement

Variable	t-test	t-table
$X_1 - X_2$	4.453	2.021

Table 6 showed the result of test of significance testing. For the level of significance (p) 0, 05 and the degree of freedom (df) $(N_1 + N_2) - 2 = (20 + 20) - 2 = 38$, showed that the value of the t-test was higher than t-table. The result of the test clearly showed that there was a significant difference between the students' score in the experimental class and controlled class after the treatment by using Poster Comment. It indicated that Poster Comment improved the students' ability to write a Descriptive text. It meant that H_1 was accepted because the t-test was higher (4.453) than the t-table (2.021), while H_0 was rejected. Therefore, the hypothesis of the research was accepted.

B. Discussions

Poster is any piece of printed paper designed to be attached to a wall or vertical surface. Typically, posters include both textual and graphic elements, although a poster may be either wholly graphical or wholly text. Posters are designed to be both eye-catching and informative. Posters may be used for many

purposes. They are frequent tool of advertisers (particularly events, musicians and films), propagandists, protestors and other group trying to communicate a message.

Poster comment was a suitable method to be applied in teaching Descriptive text. This method helped the students to describe the object in writing Descriptive text because it used a poster to make the students easier to imagine the object. They worked together with their friends by doing collaboration in making Descriptive text. After they had made Descriptive text one of the group's member presented their Descriptive text and the other group gave feedback by giving additions or questions.

Analysis of the mean score in the post-test between the Experimental class and Controlled class ensures if the approach used was effective. The mean score of the Experimental class was 4.82 and 3.8 for Controlled class. It indicated that the Experimental class showed higher increasing than the Controlled class.

This finding is in accordance with Haqiqi's finding (2016) who found that Poster Comment method can increase the learning result of the students in learning Fikih subject at the Tenth Grade of MAN Jombang. It is also supported by Misbahul's finding (2013) who stated that Poster Comment method can improve kitabah skills (writing) of the Arabic subjects in grade IV-A Khadijah Elementary School Malang.

Teaching through visual media has a significant effect in teaching Descriptive text, it can be proved by the Mei Setya Chairena's finding (2007) in her research title "The Use of Picture to Teach Writing Descriptive Text

(Experimental Study at the Eight-Year Students of SMPN 13 Semarang in the Academic Year of 2006/2007)”, after getting t-value, she consulted the critical value of the t-table to check whether the difference was significant or not. Based on the computation the t-value was 4.208 and it is higher than the critical value on the table ($4.208 > 2.00$). It is concluded that there was significant difference between teaching writing using pictures and teaching writing without pictures. It is also supported by Tengku Nova Mulyana (2012) with his research title is “Improving Students’ Achievement in Writing Descriptive Paragraph by Using Movie Posters”, based on the data analysis, the mean of students’ score in Test I was 56,38; for the Test II was 68,05, and for the Test III was 85. The qualitative data showed that the students were interested by using Movie Posters. The conclusion is that by using Movie Posters improves the students’ achievement in writing descriptive.

It is also supported by Sofiana Zahara’s finding (2014) who found that using pictures has a significant difference to the learning of plural nouns as seen from the result of statistic calculation both experiment class and control class. Using visual media in teaching Descriptive text also has a significant effect in Ika Afridah’s finding (2011) in her research title “Improving The Students’ Achievement on Writing Descriptive Text by Using Realia”, she found that the students’ achievement is improved when they are taught through Realia.

Teaching through Poster have several advantages, they are; presenting the messages become more interesting for the students; it does not need a large space;

it is cheap and it does not need electricity to apply the method; this method helps the students easier to express their idea.

As a summary, based on the the result of this study, which showed the students' scores were higher after the treatment in Experimental class using Poster Comment, the use of Poster Comment to increase the students' ability to write Descriptive text.



CHAPTER V

CONCLUSION AND SUGGESTION

This chapter shows the conclusions and suggestions of this study. Suggestions are taken based on findings and conclusions that gained in this research.

A. Conclusion

Based on the findings, the researcher concluded that Poster Comment method recommended as a method in teaching Descriptive text. The result of data analysis showed that the total score of students in Experimental class in the post-test was 475.76 and 297.6 for Control class. In addition, the mean score in post-test for Experimental class was 4.82 and 3.8 for Control class. The data showed that the students' score in Experimental class was higher than in Control class. It meant that Poster Comment method more effective method than conventional strategy (lecturing) in teaching Descriptive text at second grade of SMKN 8 Bulukumba. And the result of the T-test for both classes in post-test was 4.453 compared to the t-table with 2.021, since the score of t-test was larger than the score of t-table, null hypothesis (H_0) was rejected and alternative hypothesis (H_1) was accepted. It meant that the Poster Comment method which was applied in the Experimental class was effective to increase students' ability to write Descriptive text.

Teaching through Poster have several advantages, they are; presenting the messages become more interesting for the students; it does not need a large space;

it is cheap and it does not need electricity to apply the method; this method helps the students easier to express their idea

B. *Suggestions*

In relation to the conclusion above, the researcher proposes the following offers:

1. The teacher should find out the effective strategy in teaching Descriptive text.
2. The students should be good learners; they should involve themselves in the classroom and pay attention to their teacher.
3. Student should have motivation in learning English.
4. The students should respect their teacher fully attention to the lesson for supporting the learning process running well.
5. The teacher should know the students' difficulties in writing Descriptive text to help them so that they can solve their problem and get out from their difficulties.
6. The English teacher should be creative in developing teaching material and present the learning process enjoyable.

BIBLIOGRAPHY

- Afridah, Ika. *Improving The Students' Achievement on Writing Descriptive Text by Using Realia*. Graduating Paper. Medan: Universitas Negeri Medan. 2011.
- Arikunto, Suharsimi. *Prosedur Penelitian Suatu Pendekatan Praktik*. Fifteen edition. Jakarta: Rineka Cipta. 2013.
- Best, John. W. *Research in Education*. Fourth Edition. New Jersey: Prentice Hill, Inc. 1981.
- Byrne, Donn. *Teaching Writing Skill*. Third Edition. Longman Handbooks for language Teachers. 1990.
- Chairena, Mei Setya. *The Use of Picture to Teach Writing Descriptive Text (Experimental Study at the Eight-Year Students of SMPN 13 Semarang in the Academic Year of 2006/2007)*. Graduating Paper. Semarang: UNNES. 2007.
- Direktorat Pendidikan Madrasah, Direktorat Jenderal Pendidikan Islam, Kementerian Agama Republik Indonesia. *Modul PAIKEM*. 2016.
- Fathurrahman, Muhammad. *Model-model Pembelajaran Inovatif*. First edition. Yogyakarta: Ar-Ruzz Media. 2015.
- Gay, etc. *Educational Research: Competencies for Analysis and Applications*. Edition. VIII: New Jersey: Pearson Education Inc, 2006.
- Hakimah, Siti Misbahul. *Application of Poster Comment Learning Methods to Improve the Skills of Kitabah in Arabic Lesson Class IV-A Khadijah Elementary School Malang*. Graduating paper. Malang: UIN Maulana Malik Ibrahim Malang. 2013.
- Hami, widodo. *Improving Students' Ability in writing Descriptive Text through Wholesome Scattering Game*. Graduating Paper. Semarang: IAIN Walisongo. 2011.
- Haqiqi, Robith. *An Implementation of Poster Comment Strategy to Increase the Student Learning Result in Fiqh Learning of Language X Class in MAN Jombang*. Graduating Paper. Malang: UIN Maulana Malik Ibrahim Malang. 2016.
- Hornby, A.S. *Oxford Advanced Learner's Dictionary*. Oxford: Oxford University Press. 1995.

- Hyland, Ken. *Genre and Second Language Writing*. Michigan: The University of Michigan Press. 2004.
- Irwansyah. *Using Outlining Method to Improve the Students' Ability in Writing Paragraph at the Second Grade of MA DDI Kanang Kab. POLMAN*. Graduating Paper. Makassar: UIN Alauddin. 2013.
- Jabu, Baso. *English Language Testing*. First edition. Makassar: Badan Penerbit UNM. 2008.
- Larsen-Freeman, Dian. *Techniques and Principles in Language Teaching*. Second Edition. Oxford: Oxford University Press. 2008.
- Mahfud. *The Influence of Realia in Teaching Writing Skill to the Fifth Semester Students of English Department, Tarbiyah and Teaching Science Faculty of UIN Alauddin Makassar*. Graduating Paper. Makassar: UIN Alauddin. 2012.
- Mulyana, Tengku Nova. *Improving Students' Achievement In Writing Descriptive Paragraph By Using Movie Posters*. Graduating Paper. Medan: Universitas Negeri Medan. 2012.
- Pardiyono. *Sure.. You can! EFKIA (English for Knowledge and Information Access)*. First Edition. Yogyakarta: Andi. 2012.
- Richards, J.C. et al. *Longman Dictionary of Language Teaching and Applied Linguistics*, Second Edition. Harlow, Essex: London Group UK Limited. 1985.
- Rozainun, Haji Abdul Aziz. *Effective Poster Teaching Strategy towards Risk in Studying Fraud. First edition*. Universiti Teknologi MARA, Malaysia. 2009.
- Sugiyono. *Cara mudah menyusun Skripsi, Tesis, dan Disertasi*. Second edition. Bandung: Alfabeta. 2014.
- Sugiyono. *Metode Penelitian Pendidikan*. Twenty one edition. Bandung: Alfabeta. 2015.
- Utami, Tossi Ana Ari. *Improving The Ability in Writing Descriptive Texts Through Brainstorming Technique for Grade VIII Students at SMP N 1 Piyungan*. Graduating Paper. Yogyakarta: Universitas Negeri Yogyakarta. 2014.
- Wardani, Imelda. *Improving The Ability in Writing Descriptive Text Through Guided-Questions Technique*. Graduating Paper. Palu: Universitas Tadulako. 2012.

Zahara, Sofiana. *The Effectiveness of Teaching Descriptive Text Using Picture Media on Students' Ability*. Graduating Paper. Jakarta: UIN Syarif Hidayatullah. 2014.



APPENDIX I

The Row Score of the students' Pre-test and Post-test in Experimental Class

No	Respondents	Pre-test		Post-test	
		X	X ²	X	X ²
1	A.Anisa Bahar	4.6	21.16	4.6	21.16
2	Alfandi	3.8	14.44	3.2	10.24
3	Aqsa Tasbih	3.6	12.96	4.6	21.16
4	Angga herdata Putra	3	9	5.8	33.64
5	Ayu Lestari	4.8	23.04	5.2	27.04
6	Dewi Asnita Putri	3	9	5.2	27.04
7	Eli Serliyanti	3.8	14.44	5.4	29.16
8	Emil	3.4	11.56	3.4	11.56
9	Ferawati	3.4	11.56	4.8	23.04
10	Mita Melda	5	25	4.6	21.16
11	Muh.Arial	4.2	17.64	5	25
12	Muh.Idrus	4	16	5.4	29.16
13	Ningsih	4.6	21.16	5.6	31.36
14	Panji	5	25	5.2	27.04
15	Santi Ramadani	3.6	12.96	5.2	27.04
16	Sartina	2.4	5.76	3.4	11.56
17	Serih	3.4	11.56	4	16
18	Selvi U.	3.8	14.44	5	25
19	Wiwini	4.2	17.64	5.2	27.04
20	Zulfiah Damayanti	3.4	11.56	5.6	31.36
Σ		77	305.88	96.4	475.76
Average		3.85	15.294	4.82	233.788

Where:

Σ : Sum of each datum

Average : Mean score

APPENDIX II

The Row Score of the students' Pre-test and Post-test in Controlled class

No	Respondents	Pre-test		Post-test	
		X ¹	X ²	X ¹	X ²
1	Ahmad Syaiful	3.2	10.24	4.8	23.04
2	Alfian Pratama	3	9	3.6	12.96
3	Andre Septiar	3.4	11.56	3.2	10.24
4	Ardiansyah Dambas	5	25	4.8	23.04
5	Ardianto	3.4	11.56	4	16
6	Arwan	3.6	12.96	3.6	12.96
7	Didi Asmidi	4.2	17.64	3.4	11.56
8	Husnul	3.6	12.96	3.2	10.24
9	Ilham Ansar	3.8	14.44	3	9
10	Irfan Wijaya Sakti	3.2	10.24	3.2	10.24
11	Junaedi	3.8	14.44	4	16
12	M. Ali	3.6	12.96	3.8	14.44
13	Muh.Aril	4.8	23.04	5.2	27.04
14	Muh. Rusli Sulva	3	9	3.8	14.44
15	Nurul Fajri	4	16	3.8	14.44
16	Otong Pribadi	2.4	5.76	2.4	5.76
17	Rafli	3	9	3.4	11.56
18	Reskiyanto	3.2	10.24	4.2	17.64
19	Risal	3.6	12.96	4.4	19.36
20	Suhandi	4.2	17.64	4.2	17.64
Σ		72	266.64	76	297.6
Average		3.6	13.332	3.8	14.88

Where:

Σ : Sum of each datum
 Average : Mean score

APPENDIX III

The Standard Deviation and T-Test of Experimental and Control Class in pretest

1. Standard Deviation of Pretest in Experimental Class

$$SD = \sqrt{\frac{SS}{N-1}}, \text{ where } SS = \sum X^2 - \frac{(\sum X)^2}{N}$$

$$\begin{aligned} SS &= \sum X^2 - \frac{(\sum X)^2}{N} \\ &= 305.88 - \frac{(77)^2}{20} \\ &= 305.88 - \frac{5929}{20} \\ &= 305.88 - 296.45 \end{aligned}$$

$$SS1 = 9.43$$

$$SD = \sqrt{\frac{SS}{N-1}}$$

$$SD = \sqrt{\frac{9.43}{20-1}}$$

$$= \sqrt{\frac{9.43}{19}}$$

$$= \sqrt{0.496}$$

$$SD = 0.704$$



2. Standard Deviation of Pretest in Controlled Class

$$SD = \sqrt{\frac{SS}{N-1}}, \text{ where } SS = \sum X^2 - \frac{(\sum X)^2}{N}$$

$$\begin{aligned} SS &= \sum X^2 - \frac{(\sum X)^2}{N} \\ &= 266.64 - \frac{(72)^2}{20} \\ &= 266.64 - \frac{5184}{20} \\ &= 266.64 - 259.2 \\ SS &= 7.44 \end{aligned}$$

$$\begin{aligned} SD &= \sqrt{\frac{SS}{N-1}} \\ &= \sqrt{\frac{7.44}{20-1}} \\ &= \sqrt{\frac{7.44}{19}} \\ &= \sqrt{0.392} \\ SD &= 0.626 \end{aligned}$$



1. T-test in the pretest

$$t = \frac{\bar{x}_1 - \bar{x}_2}{\sqrt{\left(\frac{SS_1 + SS_2}{n_1 + n_2 - 2}\right) \left(\frac{1}{n_1} + \frac{1}{n_2}\right)}}$$

$$t = \frac{3.85 - 3.6}{\sqrt{\left(\frac{9.43 + 7.44}{20 + 20 - 2}\right) \left(\frac{1}{20} + \frac{1}{20}\right)}}$$

$$t = \frac{0.35}{\sqrt{\left(\frac{16.87}{38}\right) \left(\frac{2}{20}\right)}}$$

$$t = \frac{0.35}{\sqrt{(0.444)(0.1)}}$$

$$t = \frac{0.35}{\sqrt{0.0444}}$$

$$t = \frac{0.35}{0.211}$$

$$t = 1.659$$



The Standard Deviation and T-Test of Experimental and Control Class in Post-test

1. Standard Deviation of Post-test in Experimental Class

$$SD = \sqrt{\frac{SS}{N-1}}, \text{ where } SS = \sum X^2 - \frac{(\sum X)^2}{N}$$

$$SS = \sum X^2 - \frac{(\sum X)^2}{N}$$

$$475.76 - \frac{96.4^2}{20}$$

$$475.76 - \frac{9292.96}{20}$$

$$475.76 - 464.648$$

$$SS1 = 11.112$$


$$SD = \sqrt{\frac{SS}{N-1}}$$

$$SD = \sqrt{\frac{11.112}{20-1}}$$

$$= \sqrt{\frac{11.912}{19}}$$

$$= \sqrt{0.585}$$

$$SD = 0.764$$



2. Standard Deviation of Post-test in Control Class

$$SD = \sqrt{\frac{SS}{N-1}}, \text{ where } SS = \sum X^2 - \frac{(\sum X)^2}{N}$$

$$\begin{aligned} SS &= \sum X^2 - \frac{(\sum X)^2}{N} \\ &= 297.6 - \frac{(76)^2}{20} \\ &= 297.6 - \frac{5776}{20} \\ &= 297.6 - 288.8 \end{aligned}$$

$$SS = 8.8$$

$$SD = \sqrt{\frac{SS}{N-1}}$$

$$SD = \sqrt{\frac{8.8}{20-1}}$$

$$= \sqrt{\frac{8.8}{19}}$$

$$= \sqrt{0.463}$$

$$SD = 0.68$$



2. T-test in the post-test

$$t = \frac{\bar{x}_1 - \bar{x}_2}{\sqrt{\left(\frac{SS_1+S}{n_1+n_2-2}\right)\left(\frac{1}{n_1} + \frac{1}{n_2}\right)}}$$

$$t = \frac{4.82 - 3.8}{\sqrt{\left(\frac{11.112+8.86}{20+20-2}\right)\left(\frac{1}{20} + \frac{1}{20}\right)}}$$

$$t = \frac{1.02}{\sqrt{\left(\frac{19.912}{38}\right)\left(\frac{2}{20}\right)}}$$

$$t = \frac{1.02}{\sqrt{(0.524)(0.1)}}$$

$$t = \frac{1.02}{\sqrt{0.0524}}$$

$$t = \frac{1.02}{0.229}$$

$$t = 4.453$$



APPENDIX IV

Research Instrument

Research Instrument for Pre-Test

1. The objective of this research is to find out the effectiveness of using Poster Comment in increasing the students' ability to write Descriptive text.

(Penelitian ini bertujuan untuk mengetahui seberapa efektif metode 'Poster Comment' dalam meningkatkan kemampuan menulis siswa khususnya menulis Teks Deskriptif)

2. The result of this research is not affect your English score.

(Hasil dari penelitian ini tidak berpengaruh terhadap nilai Bahasa Inggris anda)

3. The researcher gives a lot of thanks for your participation.

(Atas partisipasi anda dalam penelitian ini, peneliti mengucapkan banyak terima kasih)

Pre-test

Choose a theme below and then write a Descriptive Text based on your choice with minimum of paragraphs are 2!

(Pilih salah satu tema dibawah ini kemudian tulislah satu Teks Deskriptif berdasarkan tema yang anda pilih dengan penggunaan minimal 2 paragraph!)

Theme

- a. My Village (*Kampungku*)
- b. My Best Friend (*Teman Terbaikku*)
- c. My Mother (*Ibuku*)
- d. My Teacher (*Guruku*)

Treatment

First meeting

The steps on the treatment:

1. The researcher will explain about the Descriptive text, such as the structure of Descriptive text and the tenses that usually used to write Descriptive Text.
2. The researcher will use the method in teaching Descriptive text.
3. The researcher will Divide the students into several group
4. The researcher will show a poster/picture



5. Before each group give some comments about the poster, the researcher will give an example about giving a comment based on the poster.
6. The researcher will comment and make a Descriptive text based on the poster above.
7. The comments of the researcher are:

- a. A woman brings a green bag.
 - b. There are three garbage pails.
 - c. A woman lies down on the grass while using her laptop
 - d. They use the sun power to produce electrical energy.
 - e. A woman uses her hand phone with the power from the sun.
8. The Descriptive text is:

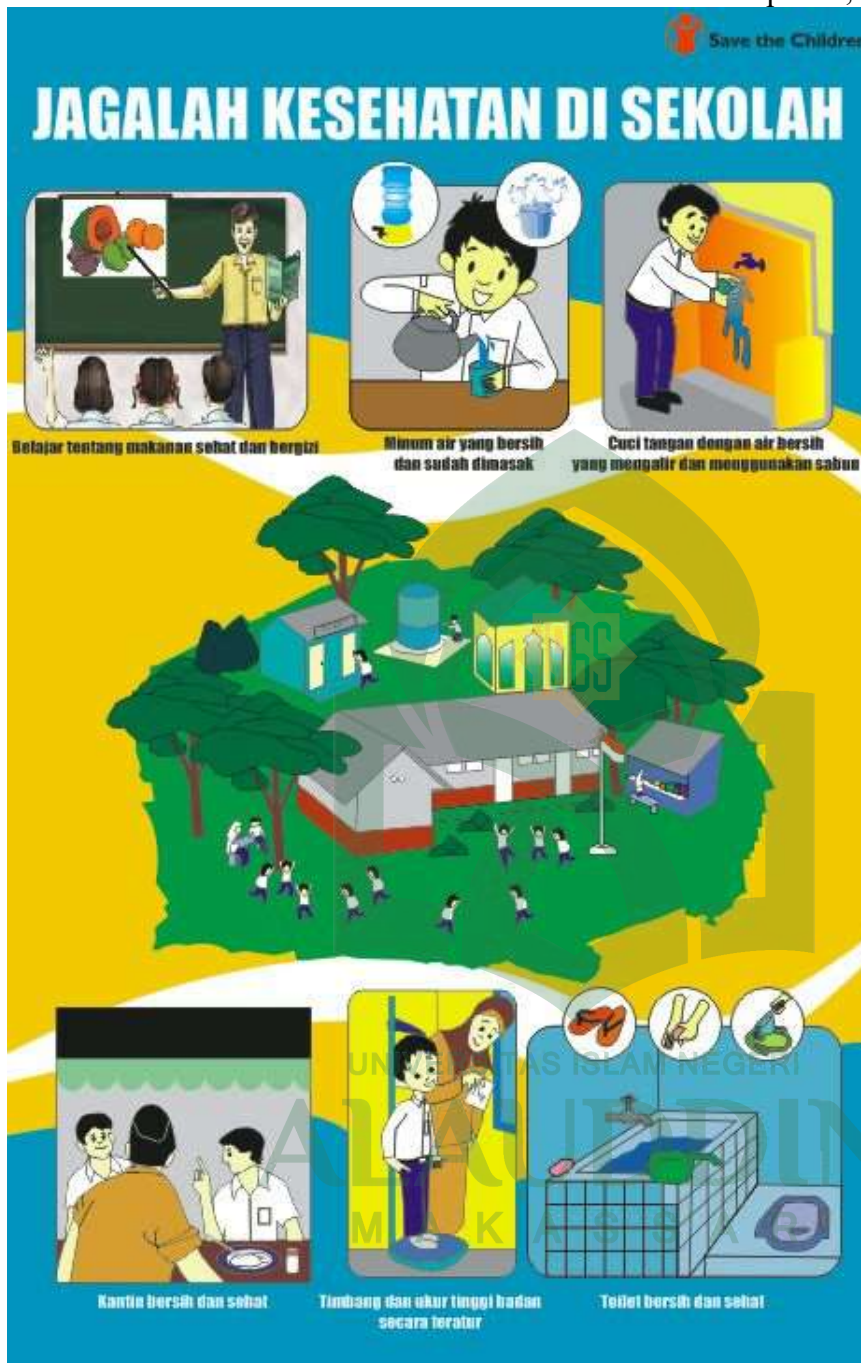
Go Green it

In a place, there are some persons who look like happy. Their place is so clean because they throw the trashes to their place, there are so many garbage pails and they are similar, the different just on the color. The sky is blue without any grey. The plants are so fertile or healthy because the leaves of the tree and the grass are green. They use the energy from the nature.

With the power of the nature, they use it to make an electrical energy. The electrical energy uses to gives energy to their electronic gadgets, such as laptop and hand phone. There is a recycle sign it means that they recycle the trash.

On the natural street, there is a woman walks with bringing a bag and the letters on the bag are 'Green Product'. Behind the woman there are two persons, the first person is lying on the grass while she is using her laptop and the second person is walking on the green grass. On the right corner of the poster, there is a man throw his electronic trash on its place. Beside him, there is a girl with an umbrella while using her hand phone. She gets the electrical energy by the sun.

9. The researcher will order the students to comment the next poster, it is:



10. Every group will give comment about the poster, then one member of a group will give presentation to the other group.
11. The other group will give comment about the presentation
12. The researcher also will give suggestion and comment about the discussion and the presentation.
13. The researcher will ask the students to make a Descriptive Text based on the poster personally.

Post-test

1. Write a Descriptive Text with theme My School with minimum of paragraphs are 2!

Name :

Class :



Documentation of Research in SMKN 8 Bulukumba



UNIVERSITAS ISLAM NEGERI



CURICULUM VITAE



Assalamu Alaikum Warahmatullahi wabarakatuh.

Let me introduce the writer. The writer, Aswin Arisandy was born on November 28, 1994 in Sinjai. He is the son from his parents, they are Syamsu and A. Eniwati. He has an elder brother, he is Amsal Awaluddin Warsyam.

The writer began her study in SDN 47 Joalampe, Sinjai, South Sulawesi and graduated in 2007. He continued his study in SMPN 6 Sinjai Selatan. He graduated in 2010. Then he continued his study in SMAN 2 Sinjai and graduated in 2013.

In 2013, he continued his study at State Islamic University of Alauddin Makassar. He was majoring in English Education Department in Tarbiyah and Teaching Science Faculty.

UNIVERSITAS ISLAM NEGERI
ALAUDDIN
M A K A S S A R