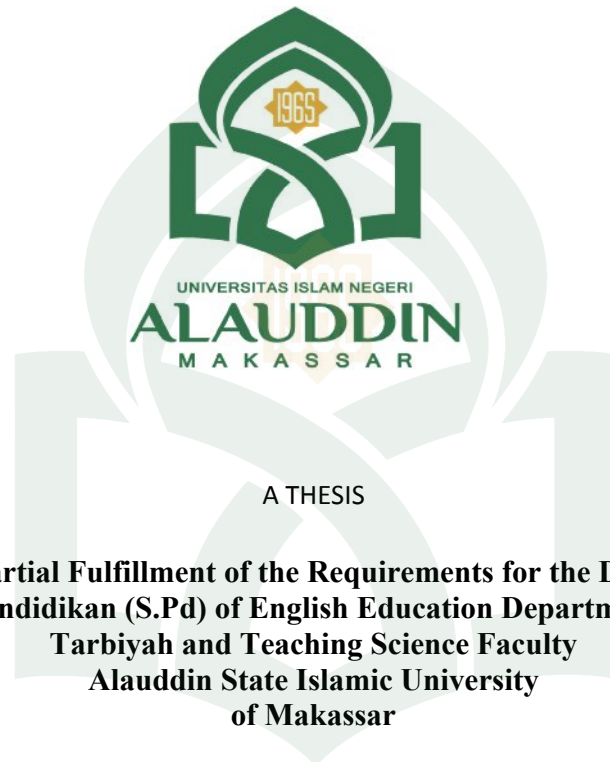


**THE COMPARISON BETWEEN USING JUMBLED PICTURE STORIES  
AND JUMBLED PARAGRAPHS IN TEACHING READING  
COMPREHENSION AT THE FIRST GRADE  
OF SMA 1 SINJAI TENGAH**



A THESIS

**Submitted in Partial Fulfillment of the Requirements for the Degree of Sarjana  
Pendidikan (S.Pd) of English Education Department  
Tarbiyah and Teaching Science Faculty  
Alauddin State Islamic University  
of Makassar**

By:

**MARNI**

**Reg. Number: 20400112087**

**ENGLISH EDUCATION DEPARTMENT  
TARBIYAH AND TEACHING SCIENCE FACULTY  
ALAUDDIN STATE ISLAMIC UNIVERSITY OF MAKASSAR  
2016**


## PERSETUJUAN PEMBIMBING

Pembimbing penulisan skripsi saudara, **Marni Nim: 20400112087**, Mahasiswa Jurusan Pendidikan Bahasa Inggris pada Fakultas Tarbiyah dan Keguruan UIN Alauddin Makassar, setelah dengan seksama meneliti dan mengoreksi skripsi yang bersangkutan dengan judul *“The Comparison between Using Jumbled Picture Stories and Jumbled Paragraphs in Teaching Reading Comprehension at The First Grade of SMA Negeri 1 Sinjai Tengah”* memandang bahwa skripsi tersebut telah memenuhi syarat-syarat ilmiah dan dapat disetujui untuk diajukan ke sidang munaqasyah.

Demikian persetujuan ini diberikan untuk proses selanjutnya.

Samata, Desember 2016

Pembimbing I



**Dr. Hj. Mardiana, M.Hum.**

**NIP. 19690815 199903 2 001**

Pembimbing II



**Sitti Nurpahmi, S.Pd., M.Pd.**

**NIP. 19740308 200901 2 003**



## PENGESAHAN SKRIPSI

Skripsi yang berjudul, “The Comparison Between Using Jumbled Picture Stories and Jumbled Paragraphs in Teaching Reading Comprehension at The First Grade of SMA Negeri 1 Sinjai Tengah”, yang disusun oleh Marni, NIM: 20400112087, mahasiswa Jurusan Pendidikan Bahasa Inggris pada Fakultas Tarbiyah dan Keguruan UIN Alauddin Makassar, telah diujikan dan dipertahankan dalam sidang munaqasyah yang diselenggarakan pada hari \_\_\_\_\_, tanggal \_\_Februari 2017 M yang bertepatan dengan tanggal\_\_ Jumadil Awal 1438 H dan dinyatakan telah dapat diterima sebagai salah satu syarat untuk memperoleh gelar Sarjana Pendidikan (S.Pd.) pada Fakultas Tarbiyah dan Keguruan, Jurusan Pendidikan Bahasa Inggris dengan beberapa perbaikan.

Samata – Gowa, Februari 2017 M  
Jumadil Awal 1438 H

### DEWAN PENGUJI (SK. Dekan No. \_\_\_\_\_ Tahun 2017)

Ketua	: Dr. Hamka Ilyas, MTh.I.	(.....)
Sekretaris	: Sitti Nurpahmi, S.Pd., M.Pd.	(.....)
Munaqisy I	: Dr. Kamsinah, M.Pd.I.	(.....)
Munaqisy II	: Dra. St. Nurjannah Yunus Tekeng, M.Ed., MA.	(.....)
Pembimbing I	: Dr.Hj. Mardiana, M.Hum.	(.....)
Pembimbing II	: Sitti Nurpahmi, S.Pd.,M.Pd.	(.....)

Diketahui oleh:

↳ Dekan Fakultas Tarbiyah dan Keguruan  
UIN Alauddin Makassar, ↳

↳ Dr. H. Muhammad Amri, Lc., M.Ag. ↳  
NIP: 19730120 200312 1 001

## ACKNOWLEDGEMENT

بِسْمِ اللَّهِ الرَّحْمَنِ الرَّحِيمِ

Alhamdulillah Rabbil Alamin, the researcher would like to express her deepest gratitude to the Almighty Allah SWT. who has been giving mercy, blessing, inspiration, and good health all the time to conduct the writing thesis. Also the researcher does not forget to send great respect to the prophet, Muhammad SAW. Peace be upon him, who has guided the human being from the worst to the peace or from bad condition to the better life.

During the writing of the thesis, the researcher received much assistance from a number of people, for their valuable guidance, correction, suggestion, advice and golden support. Without them, the writing of this thesis would never be possibly completed. Therefore, the researcher would like to express the greatest thanks and appreciations for those people, they are:

1. The researcher's beloved parents, **Umar** and **Abidah** who always love, pray, motivate, and support for the researcher's success.
2. The researcher's beloved brothers and sisters **Marlinda**, **Mardaniah, S.Pd**, **Marta**, **Mansur**, and **Jumardi Umar** who always give motivation and support them.
3. **Prof. Dr. Musafir Pababbari, M. Si**, the Rector of Islamic State University of Alauddin Makassar for his advice during her study at the university.
4. **Dr. H. Muhammad Amri, Lc., M.Ag.**, the Dean of Tarbiyah and Teaching Science Faculty for advice and motivation.

5. **Dr. Kamsinah, M.Pd.I., and Sitti Nurpahmi, S.Pd., M.Pd.**, the Head and the Secretary of English Education Department of Tarbiyah and Teaching Science Faculty of Alauddin State Islamic University (UIN) Makassar who have helped, guided, and supported the researcher.
6. The most profound thanks goes to the all lecturers of English Department and all staff of Tarbiyah and Teaching Science Faculty for their help, support, and guidance during the researcher has been studying at Alauddin State Islamic University (UIN) of Makassar especially for **Dr. Hj. Mardiana M.Hum.** as the first consultant and **Sitti Nurpahmi, S.Pd., M.Pd.** as the second consultant who give the researcher guidance, correction and overall support since the preliminary stage of manuscript until the completion of this thesis.
7. The Researcher would like to thank to have close friends **Jusnidar, Amd.Keb., Israwarni, Amd.Keb., Salmawati, Amd.Keb., Abdullah, Nadiah, S.Pd., Rahmaniar, Intanyah Fathanti Lukman, S.Pd,** and **Nurul Hidayah, S.Pd.** who always beside her, nice sharing for anything and support to finishing this research.
8. The researcher's beloved friends in **PBI 5-6 2012**, for all their support, and motivation to fight obstacles during the study together in UIN Alauddin Makassar.
9. The Headmaster of SMA Negeri 1 Sinjai Tengah and English teacher who have given opportunity to conduct this research in the school.

10. All of the students at the second grade of SMA Negeri 1 Sinjai Tengah especially in class X 1 and X 6, thanks for your participation and support in the research, so the researcher can finish this thesis.

11. All people who help and those whom the researcher cannot mention one by one.

The researcher realizes that the writing of this thesis is far from the perfectness. Remaining errors are the researcher's own. Therefore, constructive criticism and suggestions will be highly appreciated.

Finally, willingly the researcher prays, May all our efforts are blessed by Allah SWT. Amin.

Makassar, Desember 2016

The Researcher

UNIVERSITAS ISLAM NEGERI  
**Marni**  
**NIM. 20400112087**  
**ALAUDDIN**  
M A K A S S A R

## LIST OF TABLES

Table 1	The Rate Percentage of Score Experimental 1 Class in Pre-Test ...	35
Table 2	The Rate Percentage of Score Experimental 2 Class in Pre-Test ...	36
Table 3	The Rate Percentage of Score Experimental 1 Class in Post-Test..	37
Table 4	The Rate Percentage of Score Experimental 2 Class in Post-Test..	38
Table 5	The Mean Score and Standard Deviation .....	39
Table 6	The Result of T-Test Calculation.....	41

2. Place .....	27
C. Population and Sample .....	28
1. Population .....	28
2. Sample .....	28
D. Research Instrument .....	29
E. Data Collection Procedure .....	29
F. Data Analysis Technique.....	31
<b>CHAPTER IV FINDING AND DISCUSSION .....</b>	<b>35</b>
A. Findings .....	35
B. Discussion.....	41
<b>CHAPTER V CONCLUSSION AND SUGGESTION .....</b>	<b>45</b>
A. Conclusion .....	45
B. Suggestion .....	46
<b>BIBLIOGRAPHIES .....</b>	<b>48</b>
<b>APPENDICES</b>	
<b>CURRICULUM VITAE</b>	



## LIST OF CONTENT

<b>TITLE PAGE</b> .....	i
<b>PENYATAAN KEASLIAN SKRIPSI</b> .....	ii
<b>PERSETUJUAN PEMBIMBING</b> .....	iii
<b>PENGESAHAN SKRIPSI</b> .....	iv
<b>ACKNOWLEDGEMENT</b> .....	v
<b>LIST OF CONTENT</b> .....	viii
<b>LIST OF TABLES</b> .....	x
<b>LIST OF APPENDICES</b> .....	xi
<b>ABSTRACT</b> .....	xii
<b>CHAPTER I INTRODUCTION</b> .....	<b>1</b>
A. Background.....	1
B. Problem Statements .....	5
C. Research Objectives .....	5
D. Research Significance .....	5
E. Research Scope.....	6
F. Operational Definition of Terms .....	6
<b>CHAPTER II REVIEW OF RELATED LITERATURE</b> .....	<b>8</b>
A. Some Previous Research Finding .....	8
B. Some Partinent Ideas .....	10
1) Reading Comprehension .....	10
2) Jumbled Picture Stories .....	18
3) Jumbled Paragraphs .....	21
C. Resume .....	22
D. Theoretical Framework .....	23
E. Hypothesis .....	24
<b>CHAPTER III RESEARCH METHOD</b> .....	<b>25</b>
A. Research Method .....	25
1. Research Design .....	25
2. Research Variables .....	26
B. Research Setting .....	27
1. Time.....	27

## LIST OF APPENDICES

Appendix I	Lesson Plan
Appendix II	Instrument of Pre-test
Appendix III	Instrument of Post -test
Appendix IV	The Classification of the Students' Pre-test in Experimental 1 Class
Appendix V	The Classification of the Students' Post-test in Experimental 1 Class
Appendix VI	The Classification of the Students' Pre-test in Experimental 2 Class
Appendix VII	The Classification of the Students' Post-test in Experimental 2 Class
Appendix VIII	The Row Score of the Students' Pre-Test and Post-Test in Experimental 1 Class
Appendix IX	The Row Score of the Students' Pre-Test and Post-Test in Experimental 2 Class
Appendix X	The Total Score the Students' Mean of Different after Pre-test and Post-test in Experimental 1 Class
Appendix XI	The Total Score the Students' Mean of Different after Pre-test and Post-test in Experimental 2 Class
Appendix XII	The Mean Score and Mean of Different Score
Appendix XIII	The Standard Deviation
Appendix XIV	The Significance Different Pre-test and Post-test
Appendix XV	The Significance Different Jumbled Picture Stories and Jumbled Paragraphs
Appendix XVI	The Distribution of T-table

## ABSTRACT

**Title** : **The Comparison between Using Jumbled Picture Stories and Jumbled Paragraphs in Teaching Reading Comprehension at The First Grade of SMA Negeri 1 Sinjai Tengah.**

**Researcher** : **Marni**

**Reg. Number** : **20400112087**

**Consultant I** : **Dr. Hj. Mardiana M. Hum.**

**Consultant II** : **Sitti Nurpahmi, S.Pd., M.Pd.**

---

The main objective of this study is to find out the differences between using Jumbled Picture Stories and using Jumbled Paragraphs in teaching reading comprehension. This research was conducted at SMA Negeri 1 Sinjai Tengah Kab. Sinjai in Academic Year 2016/2017. In this research, the population was students in the first grade. The number of population were 182 students. In taking the sample, Class X 1 and X 6 was chosen by using random sampling technique. There were 20 students in Class X 1 and 20 students in Class X 6. Quasi-experimental method was applied in this research with two group pre-test and post-test design. Class X 1 was chosen as experimental 1 class that taught by using Jumbled Picture Stories and Class X 6 was chosen as experimental 2 class that taught by using Jumbled Paragraphs. The instrument used to collect data was reading test of 10 questions of multiple choices

The result of the research showed that the first grade students of SMA Negeri 1 Sinjai Tengah with using Jumbled Picture Stories had “fair” score on pre-test with the mean score 73.5. After giving treatment the students got improvement, they were got “good” score with the mean score 86, so the different means had 12.5 score and which using Jumbled Paragraphs had “very poor” score on pre-test with the mean score 56.5. After giving treatment the students got improvement, they were got “fair” score with the mean score 70.5, so the different means had 13.5 score. It means that there was a significant improvement but using Jumbled Paragraphs is more effective to improve student achievement in teaching reading comprehension. The result of the data showed that there is significant different between using Jumbled Picture Stories and Jumbled Paragraphs in teaching reading comprehension. It was proved by the result of the statistical analysis of the level significance  $P = 0.05$  with degree of freedom ( $df$ ) = 38 indicated that the t-test values of the students’ reading (13.14) was higher than t-table value (2.021).

Based on the result analysis, the researcher then concludes that there is a significant difference between using Jumbled Picture Stories and Jumbled Paragraphs in teaching reading comprehension especially in reading narrative text. The different is using Jumbled Paragraphs is more effective because it can be used to test the students ability in organizing the jumbled paragraphs into logical organization of idea. This ability facilitates their reading comprehension, where the student is focus to read the test and found the main idea of the text.

Jumbled picture stories is collection of pictures that not in good order which if it is put in sequence will become a story in narrative text.

## 2) Definition of Jumbled Paragraphs

Jumbled paragraphs is mixture paragraphs not in good order which if to rearrange will be a story in narrative text.

## 3) Definition of Reading Comprehension

Reading comprehension is the ability to find the stated or unstated writer's idea in the text. In other words, reading comprehension is understanding all information delivered by the writer in narrative text.

## 2. Theoretical Significance

This research is expected to be able to give significances to the other researchers as a reference for the next research about reading comprehension. It is also expected to be beneficial for teacher's information and reference for the readers, especially the next researcher through Jumbled Picture Stories or Jumbled Paragraphs.

### E. *Research Scope*

This study belongs to an experimental research that is called quasi experimental design. It focuses on the reading ability including acquiring and improving the reading comprehension and it limited to discuss about comparison of the students' achievement in comprehending a narrative text using Jumbled Picture Stories and Jumbled Paragraphs. So that the students might show progress in the end of the study. The study is done only with students of the first grade students' of SMA Negeri 1 Sinjai Tengah.

### F. *Operational Definition of Terms*

The title of this thesis is "*The Comparison between Using Jumbled Picture Stories and Jumbled Paragraphs in Teaching Reading Comprehension at The First Grade of SMA Negeri 1 Sinjai Tengah (A Quasi-experimental research)*". To make the understanding about the title of thesis easier, the researcher will explain some technical term in the title:

- 1) Definition of Jumbled picture Stories



consists of several picture stories that related to each other. Through jumbled picture stories, we can be easier to know the plot of a story.

Considering the statements above, the researcher intends to research under the topic “The Comparison between Using Jumbled Pictures and Jumbled Paragraphs in Teaching Reading Comprehension at The first Grade of SMA NEGERI 1 Sinjai Tengah.”

### **B. Research Problem**

Based on problem of writing ability occurred in such classroom situation, the problem of the research is *“Is there any difference between teaching reading comprehension by using jumbled picture stories and using jumbled paragraphs?”*

### **C. Research Objective**

The research objective is To find out the differences between using jumbled picture stories and using jumbled paragraphs in teaching reading comprehension.

### **D. Research Significance**

The results of the research are expected to be beneficial both theoretical and practically elaborated in the following section.

#### **1. Practical Significance**

The results of the research are expected to be a useful guide for the English teacher in teaching reading comprehension. The researcher hopes that it will help the teacher to improve students’ achievement. It is also is expected to be a useful for English teacher to provide an alternative solution to the problems in teaching reading comprehension.

Jumbled paragraph game is arranging the jumbled paragraph to be a good text. Jumbled paragraph game is the most suitable to resolve this problem of low interest. This is because reading course materials in senior high school is text genre; therefore, jumbled paragraph game is helpful in understanding the text that has generic structure. This is because the game enables the students to understand the contents of the text. In addition, they can also master the structure of the texts.

Jumbled picture story is arranging the jumbled picture to be a good picture stories. Jumbled picture story is a thing that can make the students understand about the narrative text in teaching reading comprehension. It is very interesting because the student will enjoy the learning process. With the jumbled picture stories it can make the student more interested to read the text.

In teaching reading comprehension using jumbled paragraphs and jumbled picture stories is form narrative text. Narrative story is very useful as the reading material because it is full of author's experience about life. Narrative will be more effective if the author adds some pictures that is related to the text. One of the potential functions when the pictures are accompanying the text material is to facilitate comprehension of the text. Pictures provide a clear context for the item being taught, promote learning, and successful learning through picture could result in improvement of in visual literacy. A text consists of several paragraphs that related to each other. Be based on jumbled paragraphs, readers can know the plot of a story. The sequences of systematic paragraphs lead the reader to comprehend a text. A text

The researcher has observed that one of the problems of the students' low reading comprehension is the teacher's technique. In teaching, the teacher's used the monotonous technique such as the teacher gave a reading text and told them to read silently and the students were assisted to work individually. In fact in the class, some students felt sleepy, played hand phone, chatted with friends, and so forth when they were asked by the teacher to read silently. It makes the students think that reading is a boring activity. Therefore, the teachers must have techniques to make students more interested to read.

There are some interesting techniques to teach reading, for instance, collaborating, demonstrating, game, song, video and others. For the purpose of this study game is strongly selectable as a teaching technique because the problem of reading at this school seems to be related to teacher's monotonous technique which lead to students boredom and low interest in reading. So, the selection of game as the technique suit the need of the students in this school. This is because game may stimulate interest and reduces boredom.. As Desri (2002) stated, this students' anxiety can be decreased through game th

at gives comfortable feeling and desires to learn more. Game can motivate the students to read a lot, be fond of reading, and enjoy their reading time in English class. In teaching reading, many games recommended can be used. Like crosswords game, jumbled picture stories game, jumbled paragraph game, and so forth. Among many games, the researcher assumes jumbled paragraphs and jumbled picture stories is an appropriate game to teach reading.

Reading is needed by people to communicate and share information and ideas. Reading is an important way of people in many societies to access information and make meaning. Through reading people can increase and develop their knowledge. As suggested by Ainy Yuliatuzzahrah (2011), reading is important for daily-life. Because, through reading, accurate information will be gained. Besides, reading is needed in terms of work and learning. Moreover, reading can aid students in mastering their English skills. Therefore, in language learning context, reading is an important skill for the learners. Through reading, the students can add their new vocabularies and develop their knowledge. In addition, according to William Grabe (2009), students' English ability is developed through the provision of reading. It can be concluded that reading is an important learning process that contribute to the students' success by giving new information and being the basis for the students to develop their ability in learning parts of language.

Despite the importance of reading in the development of language skills, problem with reading comprehension in Indonesian English Language Learning persist (as has been outlined earlier). Most second year students of senior high school still encounter difficulty in dealing with reading English texts. As quoted by Margareta in Eva Indayati (2011), reading comprehension is students' main problems. Margareta stated that the reason for students' poor reading comprehension was the loss of motivation to read due to their assumption that reading is difficult. This is due to lack of vocabulary and low capability to read. These result in low self-esteem that affects students' motivation to read.

# CHAPTER I

## INTRODUCTION

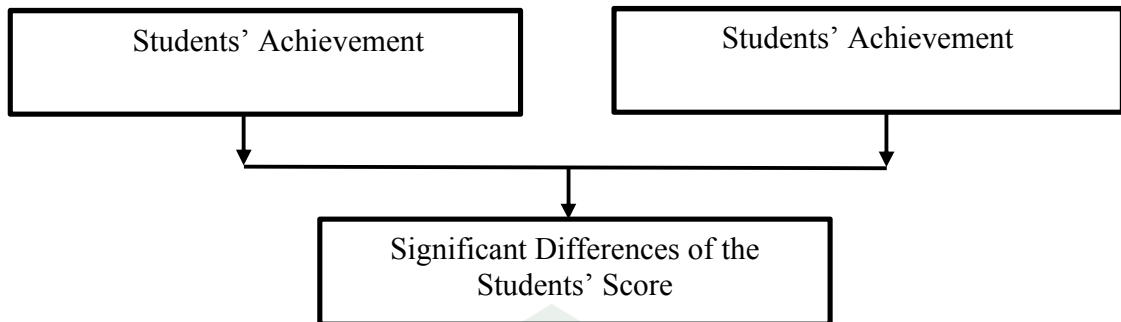
This chapter presents Background, Research Problem, Research Objective, Research Significance, Research Scope, and Operational Definition of Terms.

### ***A. Background***

One of the success' key in our life is reading. By reading we can get much knowledge and experience, and with knowledge can make someone still exist in the world. By his brilliant ideas, the reader can create many things that will make him to be recognized around the world. While experience, it can make someone to be wiser and more mature.

A research on reading skill in Indonesia has revealed that the students' skills particularly in reading comprehension are still far from satisfactory. Musliar Kasim (Deputy Minister of Education and Culture), admitted having some concern on students' interest in reading in the country is still low. As quoted by Al Hadi, Fadli(2013) (founder FadliZon Library) said that the level of Indonesian public interest in reading is still very low, at only 0.01 percent. It means that only 1 in 10,000 Indonesian has the desire to read. This is far below from Japan in which the figure of interest in reading reaches 45 percent while in Singapore it reaches 55 percent. According to Musaheri (2011), students who have a high interest in reading will have high level of reading skill. Considering the role of interest in reading skill, the low interest in reading in Indonesia may lead to problems in reading in educational context.





The previous diagram describe about the process of learning and teaching in the class. In experimental 1 class, the researcher given treatment use jumbled picture stories to the students. Meanwhile, in experimental 2 class the researcher given treatment use jumbled paragraphs to the students. After that, the result of the test by using jumbled picture stories and jumbled paragraphs was showing the output of the students. The output refers to the students' achievement in reading narrative text after got treatment from researcher. In the last, the researcher comparison students' achievement between using jumbled picture stories and jumbled paragraphs, there is a significant difference or not.

#### **D. Hypothesis**

Based on review of related above, the writer formulates the hypothesis of the research as follows:

$H_0$  (null hypothesis), there is no significant difference on students' achievement after teaching with by jumbled picture stories and jumbled paragraphs.

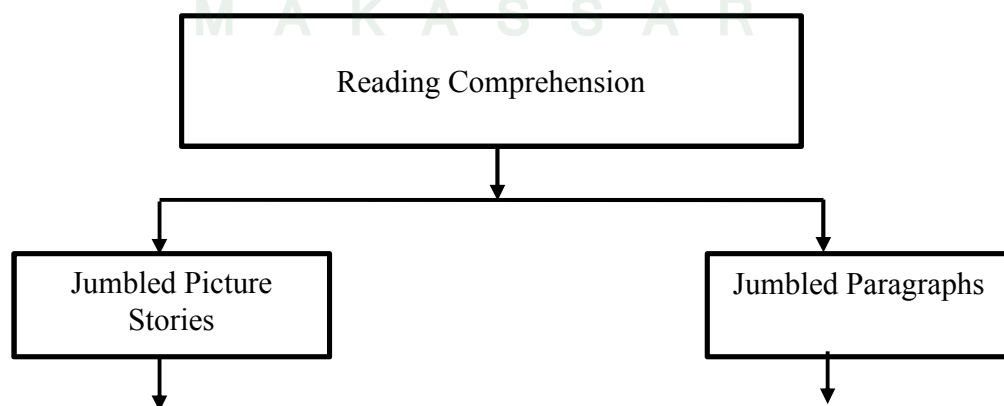
$H_1$  (alternative hypothesis), there is a significant difference on students' achievement after teaching with by jumbled picture stories and jumbled paragraphs.

students in recognizing the picture stories by reorganizing some paragraphs into systematic system based on the sequence of picture stories that they have recognizing.

### C. *Theoretical Framework*

The research has been conducted by a researcher named by Khurotul Aen explained that the using of Jumbled Picture Stories as a method of teaching has very significant progress and has positive result to the students who learn English, especially in improving reading comprehension. She stated that Jumbled Picture Stories is used to stimulate the participants of the student in learning process. It is needed to make learning process more attractive. While the researcher named by Ulfatun Ni'mah explain that the using Jumbled Paragraphs as a method of teaching reading comprehension has very effectiveness. She stated that in teaching reading comprehension with the narrative story as the reading material is easier to understanding by the students if using the Jumbled Paragraphs.

This research aims to find out whether or not significant difference using Jumbled Picture Stories and Jumbled Paragraphs in teaching reading comprehension in narrative text. Based on the purpose of the research, the writer formulates the theoretical framework. The theoretical framework is as follows:



According to Kaplan (2008) that through Jumbled Paragraphs, our ability is tested in organizing the sentences into logically organized idea. Similar, Jumbled Paragraphs can be used to test the students' ability in organizing the jumbled paragraphs into logical organization of idea. This ability facilitates their reading comprehension. When the students are asked to rearrange the jumbled paragraphs into a good order, they are compelled to understand the ideas in each separate part of the paragraph in order to enable them to arrange the paragraph into logical order of ideas. Jumbled paragraph game also can serve as an effective tool to assess reading comprehension. Sinha (2011) states that reading skills can be assessed through jumbled paragraphs item test in all examinations competitively. The student ability to arrange the jumbled paragraphs into the correct paragraph shows their reading skill.

### **B. Resume**

Reading comprehension is a process of interaction between the readers to the author. The successful of the reading comprehension can be assessed from the readers understanding to the figurative language to the figurative language in narrative text.

To help students in comprehending a text, picture is one of the ways to relate the reader's pictures in his mind to the author's messages. Therefore the writer uses two techniques that both of them using pictures as a media. First, Jumbled Picture Stories is a technique that is used to help students in comprehending a text by rearranging the picture stories into an appropriated sequence based on the text that they have read. Second, Jumbled Paragraph is a technique that is used to help

Jumbled picture stories are used as a technique in helping students to comprehend a narrative text.

Jumbled Picture Stories is used to stimulate the participants of the student in learning process. It is needed to make learning process more attractive. It makes the material easier to be accepted by the student. As one of method in learning process, Jumbled Picture Stories is also intended to make the students' motivation in study be increase.

### **3. Jumbled Paragraphs**

According to Keith Folse (2001) define paragraph as basic unit of organization in writing in which a group of related sentences develop one main idea. In a text there are some parts that indicate beginning, middle and closing. Those parts are formed to be several paragraphs. According Oshima and Hogue (2008) define paragraph is a group of related sentences about single topic. The topic of a paragraph is one and only one idea.

Considering about the explanation above, Jumbled Paragraphs game is a game which use scrambles or jumbled text. It is similar to scrambled paragraphs. Jumbled Paragraphs is mixture paragraphs not in good order that need to reorganize to become systematic text based on the sequence of picture stories that they have recognized. Jumbled paragraphs are used as a technique in helping students to comprehend a narrative text. Jumbled paragraphs is mixture paragraphs not in good order which if to rearrange will be a story in narrative text.

- c) To facilitate comprehension of the text information
- d) To facilitate retention of the text information
- e) To accommodate poor readers and newly literate adults

b. The Definition of Story

In Oxford Advanced Dictionary (2000), story is a description of events and people that the writer or speaker has invented in order to entertain people. Story is a description of events the pass time or legend in narrative text.

c. The Definition of Picture Stories

According to Wright (2006) defines picture stories is pictures which show some action or events in chronological order. Picture stories is sequence pictures which talk about the events of pass time or legend in narrative text. From the explanation above, it can be concluded that picture stories is one of media in study which can be used to help the teacher in delivering a material which is given to the student.

d. The Definition of Jumbled Picture Stories

In Cambridge International Dictionary of English (1995), Jumble is untidy and confused mixture (of things, feelings, or ideas), while picture stories as a set of pictures that illustrate the events or situations I a story. In other words Jumbled Pictures Stories is a set of pictures mixed randomly that contain events of story that readers need to order in appropriated sequence based on the text that they have read.



According to Wright (2006) picture is not just an aspect of media, but through their representation of place, objects, and people they are essential part of the overall experience. It means that, picture can help them learn to understand the meaning of a word because it represents the meaning of it.

## 2) The Advantages of using picture

According to Wright (1997) picture can really help the learner to ease them in comprehending the meaning of the word, a sentence, or a paragraph. By using picture, the learner can get the imagination about the object as the situation. Whatever their type or the source, pictures constitute a large portion of the various experiences by which people know the world. Through pictures, students can show people places, animals, and things from areas outside their own experience because they are thousand miles away or even from their environment or because they had disappeared years ago.

Psychologically, using pictures will influence and reflect the interest, motivation and attitude of the students. Besides, pictures provide a clear context of what is being taught. By showing pictures, the students know and understand the context.

Pictures were assumed to have such potential function when accompanying text material as:

- a) To attract and direct attention to text
- b) To enhance enjoyment and effect emotion and attitude

#### **d. The Advantages of Reading**

When people read a newspaper, story, or take part in a conversation directly they improve their knowledge. According to Harmer (2007: 200) a large amount of reading takes place because it will help us to achieve some clear aims, then another kind of reading takes places for pleasure. Learning reading has effect on language ability. So many advantages we will get by reading. It is why reading is one of the important skills in Learning English. There are some advantages of reading:

1. Improve their vocabulary
2. Increase their reading speed
3. Improve their comprehension
4. Improve their writing
5. Gain more knowledge
6. Find the examples of many different ways people speak and write

Referring to the advantages above, the researcher concluded that reading is very important in learning a foreign language. Reading can help students improve their competence, ability, knowledge, and many information in teaching learning process.

## **2. Jumbled Picture Stories**

### **a. Picture**

- 1) The Definitions of Picture

Making the classroom is enjoyable and comfortable to make students interest in studying English. Some activities can be done are encouraging the students to ask you and each other, questioning when they do not understand something, making your theoretical explanations very simple and briefly by doing translation into a native language to clarify a word or meaning.

g) Helping students use their intuition

Making the students do not depend on to the teacher is a good way to building their intuition. Some strategies can be done by the teacher are praising the students for good guesses, doing not always give explanation of errors, letting a correction suffice and correcting only selected errors.

h) Getting students to make their mistakes work for them

Teacher does not need to correct and always explain why the students make errors in their learning. Asking the students to do self-learning activities are the good way for them. Some activities can be done are recording students' oral production and getting them to identify their errors, letting students catch and correct each other's errors, encouraging students to make lists of their common errors and to work on them on their own.

i) Getting students to set their own goals

Setting the students' own goals is a good way to improve their study. The activities are asking them to make list of what they will achieve on their own particular week, getting students to make specific time commitments at home to study the language, and giving "extra credit" work.

A teacher needs to build the students' confidence in studying English because self-confidence is one of the important factors which influence the students' success in studying English. To do that, a teacher should tell students explicitly (verbally and nonverbally) that he or she does believe in them that their the students can do their job. The teacher should ask them to make lists of their strengths of what they know or what they have accomplished so far in the course.

d) Helping students develop intrinsic motivation

Developing intrinsic motivation can help students to improve their achievement in studying English. Some efforts that can be done by the teacher are reminding students explicitly about the rewards for learning English, describing students that many jobs requires English, playing down the final examination in favor of helping students to see rewards for themselves beyond the final exam.

e) Encouraging students to use right-brain processing

In the classroom, teacher should insist that learning is not only doing exercises and decide the right and the wrong answer but the teacher also needs some activities to develop the students' creativity in learning English. Some activities which can be done are using movies and tapes in class, having students read passages rapidly, doing skimming exercises, doing rapid 'free writes', doing oral fluency exercises where the object is to get students to talk or to write a lot without being corrected.

f) Promoting ambiguity tolerance

encourage themselves to be strong readers. Strong reading comprehension skills help the students in all the other subjects and in the personal and professional lives on their future.

## 2) The Principles of Teaching Reading

In teaching English, a teacher as the center and facilitator to the students in the classroom needs to prepare some teaching strategies and principles to teach the students so that they can understand well what the teacher teach in the classroom.

According to Richards and Renandya (2002), the following are ten teaching principles that may be appropriate in teaching reading that is summarized:

### a) Lowering Inhibitions

In the classroom, students need some activities to decrease their difficulties in studying English. The teacher can apply these activities, those are, playing guess and communication games, doing role-replay and skits; sing a songs, using group work, laughing with the students, having them share fears in small groups.

### b) Encouraging risk-taking

When students feel afraid in making mistakes in studying or doing exercises, some efforts can be applied in the classroom, those are, praising students for making science efforts to try out language, using fluency exercises where errors are not corrected at that time, giving outside-of-class assignments to speak or write or to try out the language.

### c) Building students' self confidence

purpose of the passage, the main topic, or message, and possibly some of the developing or supporting ideas.

e) Scanning the text for specific information

Scanning is quickly searching for some particular piece or pieces of information that the reader needs in reading a text. Scanning exercises may ask students to look for names or dates, to find a definition of a key concept, or to list a certain number of supporting details.

f) Using semantic mapping or clustering

Readers can resume the long string of ideas or events by grouping the important key of the word they get from the reading. The strategy of semantic mapping, or grouping ideas into meaningful clusters, helps the reader to remember the contents of the text.

g) Guessing when you are not certain

Learners can use guessing to their advantages to:

- (1) guess the meaning of a word,
- (2) guess grammatical relationship (e.g., a pronoun reference)
- (3) guess a discourse relationship,
- (4) infer implied meaning (“between the lines”),
- (5) guess about a cultural reference, and
- (6) guess content messages,

Those micro skills can be used for the teacher as strategies to overcome the difficulties in the students’ reading comprehension. Moreover, the students should

a) Identifying the purpose in reading

By knowing the purpose of what the reader reads, the reader can throw the unwanted distraction or information. By doing this, students will know what information they want to know in reading the texts.

b) Using graphemic rules and patterns to aid in bottom up decoding (especially for the beginning level learners)

At the beginning levels of learning English, one of the difficulties that students encounter in learning to read is making the correspondences between spoken and written English. Here teacher also need to teach how to read the sound words with sort vowel sound such as (bat, leg, wish, etc) and the sound words with final silent “e” such as (late, time, bite, etc).

c) Using efficient silent reading techniques for relatively rapid comprehension (for intermediate to advanced levels)

In advanced learner, teacher can apply reading fast to reduce time consuming in reading. Readers do not need to pronounce every word and do not need to know the meaning of every word but the comprehension of the text is more important.

d) Skimming the text for the main ideas

Skimming is the one of the most valuable reading strategies for learners. Skimming consists of quickly running one’s eyes across a whole text (such as an essay, article, or chapter) to find out what the text tells about or to find out the main idea of the text. Skimming gives readers the advantages of being able to guess the



From the definitions above, reading comprehension can be concluded as the ability to find the stated or unstated writer's idea in the text. The essence of reading comprehension is understanding all information delivered by the writer. It also refers to the ability to connect between the words in a text, to understand the ideas and the relationships between ideas conveyed in a text.

### **c. Teaching Reading**

Kimby and Garnezy in Brown (2001) define that teaching is the activities to show or help someone to learn how to do something, give instructions, guide in the study of something, provide with the knowledge, cause to know, understand knowledge and give new knowledge. He also says that "teaching cannot be defined apart from learning. Teaching is guiding and facilitating learning, enabling the learners to learn, setting the conditions for learning". Meanwhile learning is getting the knowledge or the acquisition of the knowledge. From the definition above, we can get the definitions what is teaching, that is, helping, facilitating, and giving instructions how to learn and get something or knowledge. Here the teacher is the subject in doing those because the teacher has the obligation to help the students getting or acquiring the second language that is English.

#### **1) Teaching Reading Comprehension**

In teaching reading comprehension, the teacher needs some strategies to make the students comprehend the reading texts. According to Brown (2001), the following are ten strategies which can be applied in the teaching reading comprehension in the classroom:

on the definitions above, reading is important to the people's daily life, and also reading is not only the process of getting the written symbols correspond to one's spoken language but it is also the process of making the meaning of words, sentences and connected text that can be called comprehension.

#### **b. Reading Comprehension**

According to Klingner (2007) reading comprehension is "the process of constructing meaning by coordinating a number of complex processes that included word reading, word and world knowledge, and fluency". It refers to the ability in interpreting the words, to understand the meaning and the relationships between ideas conveyed in a text. He summarized reading comprehension instruction for the teacher as following a three-step procedure: mentioning, practicing, and assessing. That is, teacher will mention the skills that the students want to use, then they will give them opportunities to practice those skills through workbooks or work sheets, and finally assess whether or not they use the skill successfully.

Alderson (2000) defines reading is an enjoyable, intense, private activity in which the readers get much pleasure and can totally absorb the reading. According to Pang (2003) comprehension is the process of making sense of words, sentences and connected text. He says that comprehension is the processes of deriving the meaning of one word to another in a text. Readers typically make use of background knowledge, vocabulary, grammatical knowledge, experience with a text and other strategies to help them understand written text.

at SMAN 4 Sidoarjo. She had been found that in teaching reading comprehension with the narrative story as the reading material is easier to understanding by the students if using the jumbled paragraphs.

### **A. Some Pertinent Ideas**

#### **1. Reading Comprehension**

##### **a. Definition of Reading**

In daily life, reading skills play an important role in facilitating people to comprehend the written materials. They can get a lot of information from various resources in order to enrich their knowledge by reading. Unfortunately the people find many problems in reading.

According to Nuttal (2000) reading means a result of interaction between the writer's mind and the reader's mind. It is the way how the reader tries to get the message or the intended meaning from the writer. In this process, the reader tries to create the meanings intended by the writer, the reader can get the message and the writer's meaning sense.

There are two process of a written text, they are word recognition and comprehension, according to Pang (2003) reading is defined as understanding written texts. Word recognition is defined as the process of getting how written symbols correspond to one's spoken language while comprehension is the process of making the meaning of words, sentences and connected text. He adds his statement that the reader who has background knowledge, vocabulary, grammatical knowledge, experience with text and other strategies can help them understand written text. Based

observer. Following the steps of planning, acting, observing, and reflecting, she used observation checklist and field notes to record the teacher and student's activities in learning process.

- c. The third previous research is done by Eva Indayati. In her research of *“Increasing Students’ Reading Comprehension in Narrative Text by Activating Students’ Background Knowledge at SMP Negeri 3 Surabaya”* the researcher studied whether activating students’ background knowledge can increase students’ reading comprehension. Using CAR, this study suggests that the implementation of activating students’ background knowledge can increase students’ reading comprehension and students’ involvement during reading class.
- d. The fourth previous research was done by Dyah Mayasari from State University of Semarang, by the title *The effectiveness of Using Chain Pictures in Teaching a Recount Text (A case of the eight year students of MTSN 1 Demak in academic year of 2007/2008)*. She had found that the students who were taught recount text using Chain Pictures easier in understanding than the students who were taught with just use the texts.
- e. The fifth was done by Khurotul Aen from Walisongo State Institute for Islamic Studies Semarang, by the title *the effectiveness of using scrambled pictures to improve the students’ ability in speaking narrative text at the 10th grade students of SMK Bhakti Kencana Subah Batang in the Academic Year of 2010/2011*.
- f. The last was done by Ulfatun Ni'mah by the title *The Effectiveness of Jumbled Paragraph Game in Teaching Reading Comprehension to The Eleventh Graders*

## CHAPTER II

### REVIEW OF RELATED LITERATURE

This chapter presents the review of related literature dealing with some related Research Findings, Some Pertinent Ideas, Theoretical Framework and Hypothesis.

#### **A. Some Previous Research Findings**

There are some previous findings of some researchers that have relation to this research such as follows:

- a. The first previous research is done by Ainy Yuliatuzzahrah. In her thesis entitled *‘The Use of Pre-Reading Activities to Increase Students’ Reading Comprehension Achievement at the Eighth Grade Students of SMP Muhammadiyah 5 Surabaya’*, she studied the effectiveness of pre-reading activities to increase students’ reading achievement. She also aimed to find out which among several pre-reading activities is the most effective to teach reading. The group of eighth grade students in the school was selected because this level had several problems in reading skill. The research was conducted by observing the English teacher activities assisting the students in reading the text.
- b. The second is done by Heny Kuncuh Diana in her thesis entitled *“The Implementation of Stad Modelled – Cooperative Learning to Improve Reading Comprehension at X-9 in SMA Muhammadiyah 2 Sidoarjo”*. Using Student Teams-Achievement Divisions (STAD) model of cooperative learning, Diana conducted her Classroom Action Research (CAR). She was cooperating with other teacher where she was the researcher-teacher and the other teacher as the

$X$  = The mean score of the students' reading comprehension achievement who are taught using jumbled picture stories (group 1)

$x$  = The mean score of the students' reading comprehension achievement who are taught using jumbled paragraphs (group 2)

$S_1$  = The standard deviation of the students' reading comprehension achievement who are taught using jumbled picture stories (group 1)

$S_2$  = The standard deviation of the students' reading comprehension achievement who are taught using jumbled paragraphs (group 2)

$n_1$  = The number of students who are taught using jumbled picture stories (group 1)

$n_2$  = The number of students who are taught using jumbled paragraphs (group 2)

The formula explained about the significant between using jumbled picture stories and jumbled paragraphs in reading comprehension student achievement . The aim of the formula was to answer the question of the problem statement, to know whether or not the difference between jumbled picture stories and jumbled paragraphs in teaching reading comprehension at the first grade of SMA 1 Sinjai Tengah.

$\sum X$  = Sum of all scores.

$N$  = Total number of the respondents.

Arikunto (2010)

- b) The formula used in calculating the standard deviation of the students' pre-test and post-test.

$$SD = \sqrt{\frac{SS}{n-1}} \quad \text{Where } SS = \sum X^2 - \frac{(\sum X)^2}{n}$$

Where:

$SD$  = Standard deviation.

$SS$  = the sum of square.

$n$  = Total number of the subjects.

$\sum$  = The sum of all square; each score is squared and all the squares are added up.

$(\sum X)^2$  = The square of the sum; all the scores are added up and the sum is square total.

$n$  = The total number of subject

- c) To find out whether or not there are a significant difference between the students reading comprehension achievement for those who is taught using jumbled picture stories and who using jumbled paragraphs, the research apply the following formula:

$$t = \frac{\bar{x}_1 - \bar{x}_2}{s \sqrt{\frac{1}{n_1} + \frac{1}{n_2}}}$$

$$h : s(x - x) = \frac{SS}{n-1}$$



X 6 on November 26<sup>st</sup>, 2016. In post test, the researcher distributed the test which the same as the test in pre- test.

#### **F. Data Analysis Technique**

The data collected through the test was analyzed by using quasi-experimental method. The researcher employs the formula as follows:

1. Classifying the score of the students answer into five levels, which based on classification as follows:

No	Classification	Score
1.	Excellent	100
2.	Very good	90
3.	Good	80
4.	Fair	70
5.	Poor	60
6.	Very Poor	Less than 50

2. Scoring the students' answer by using formula:

$$\text{Score} = \frac{\text{---}}{\text{---}} \times 100\%$$

3. Calculating the collecting data from the students in answer the test, the researcher used formula to get mean score of the students as follows:

a) The formula used in calculating the mean score of the students' answers:

$$\bar{X} = \frac{\sum}{n}$$

Where:

$$\bar{X} = \text{Mean score.}$$

Each meeting lasted for 60 minutes. The researcher used Jumbled Picture Stories in the class X 1 and used Jumbled paragraphs in the class X 6 in teaching reading comprehension to the students.

All the treatment in each meeting had the same teaching procedures as the following procedures:

- (1) The researcher introduced and explained about jumbled picture stories in the class X 1 and jumbled paragraphs in the class X6, in the first 10 minutes.
- (2) In the class X 1 the researcher gave the students a paper about narrative text and also gave them jumbled picture stories and then asked them to rearrange the jumbled picture stories become a good picture stories based on the text narrative in the paper.
- (3) In the class X 6 the researcher gave the students picture stories and also gave them jumbled paragraphs, and then asked them to rearrange the jumbled paragraphs become a narrative text based on the pictures stories.
- (4) After they finished, the researcher asked the students to explain main idea and content about the narrative text
- (5) The researcher correct the students' task and help or teach them easy way to know the main idea and content of narrative text.

### 3. Post-Test

After giving treatment, the post-test was conducted to find out the value of treatment whether or not the result of the post test is better than the result of pre-test. The post test was conducted on November 25<sup>st</sup>, 2016 in the class X 1 and in the class

#### **D. Research Instrument**

In collecting data, the instrument of the research is reading test contained of 10 questions of multiple choices. The test was given in pretest and posttest. Pretest is using to measure the basic knowledge of the students in reading, and the posttest is using to measure the treatment that has been given. The researcher used the achievement scores of the means of pre-test and post-test from the both groups. The scores are analyzing with the computation of the two means and the t-test formula.

#### **E. Data Collection Procedure**

##### 1. Pre-test

Pre- test was given to the students before the students were taught by using Jumbled Picture Stories and Jumbled Paragraphs. It was used to measure the students' reading comprehension before the treatments. This test was conducted on November 15<sup>th</sup>, 2016 in class X 1 and in class X 6 on November 16<sup>th</sup>, 2016. It lasted for 60 minutes. 40 students were in the class joining the test. The test consisted of multiple choices about narrative text. The researcher distributed the test sheet to the students and asked them to work it individually.

##### 2. Treatments

After the pre- test, the students got treatment by using Jumbled Picture Stories and Jumbled Paragraphs. This process conducted for two meetings.

The treatment was began on November 18<sup>st</sup>, 2016 and finished on November 22<sup>th</sup>, 2016 in the class X 1 and in the class X 6 was began on November 19<sup>th</sup>, 2016 and finished on November 23<sup>sh</sup>, 2016. The treatment was given in two meetings.

### ***C. Population and Sample***

#### **1. Population**

Population is very important thing in the research. In this case, population is something that be observed to get the research data. According to Arikunto (2002), “population is the whole subjects of the research.” So, in this research, population of the study is the first grade students of SMA N 1 Sinjai Tengah in the academic year of 2016/2017. The total number of population was 182 students.

#### **2. Sample**

In conducting research, it is too difficult if all of population is used. Therefore, in order to make it easier to conduct, sample is chosen. According to Best (1981), “sample is a small proportion of a population selected for observation and analysis.” Arikunto (2006) states that “if the number of subject is more than one hundred persons, a researcher may take 10% - 15% or 20% - 25 % or more of the population as the sample.” Because there is no random assignment in quasi experimental design to decide sample of the study, the researcher chose two existing classrooms as sample. Sample of the study consisted of a class consisting of 20 students for experimental 1 group and a class consisting of 20 students for experimental 2 group. The experimental 1 group was taught by jumbled picture stories and the experimental 2 group was taught by jumbled paragraphs in order to improve students’ reading comprehension of narrative text. They were 20 students in class X 1 and 20 students in class X 6. The total sample were 40 students.

dependent variable was reading comprehension and the independent variable were the Jumbled Picture Stories and Jumbled Paragraphs.

## **B. Research Setting**

### **1. Time**

The research study was conducted in first semester of the academic year of 2016/2017. It was done from November 15<sup>th</sup> 2016. Pre-test was conducted on November 15<sup>th</sup> 2016 in class experimental 1 and in class experimental 2 on November 16<sup>th</sup> 2016. The treatment was began on November 18<sup>th</sup> 2016 and finished on November 22<sup>th</sup> 2016 I class experimental 1 and in class experimental 2 was began on November 19<sup>th</sup> 2016 and finished on November 23<sup>th</sup> 2016. The post-test was conducted on November 25<sup>th</sup> 2016 in class experimental 1 and in class experimental 2 was conducted on November 26<sup>th</sup> 2016.

### **2. Place**

The research took place in SMA Negeri 1 Sinjai Tengah is located in Sinjai, Sulawesi Selatan. The school has 18 classes. The first grade has 6 classes and consists of 182 students. The second grade has 6 classes, consists of 3 class of mathematical and natural sciences and 3 classes of social studies, and totality consists of 170 students. The third grade has classes same as the second grade but it grade consists 175 students. The totality number of the students are 527. The school has employed 27 teacher and 2 counseling teacher. The other building of the school consists 1 library, 2 canteen, 1 chemistry laboratory, 1 biology laboratory, 1 musola, 2 security post. It is also has takrau field, badminton field, volleyball field, and football field.

01 is post–test for the experimental 1 group

02 is pre–test for the experimental 2 group

02 is post–test for the experimental 2 group

X is treatment for experimental group (jumbled picture stories)

Y is treatment for control group (jumbled paragraphs)

(Arikunto, 2006)

In that design, there are two observations; those are before and after experiment. Those observations called pre – test and post – test, in which pre –test is the observation which is conducted before the experiment and post–test is the observation which is conducted after the experiment. In this design, there are two groups of students as the samples. At the first time, both of groups were given pre–test in order to know the reading comprehension before they were given treatment. In the treatment, each group was given different treatment. The experimental 1 group was treated by using jumbled picture stories, while the experimental 2 group was treated by using jumbled paragraphs.

## **2. Research Variable**

The kinds of variable that correlated with the research consisted of Independent and Dependent variable. Independent variable is a variable that influenced another variable to achieve what is expected by researcher, while Dependent variable is the result that expected through implement of the Independent variable (Arikunto, 2006). Based on the title above, the researcher could identify that

### CHAPTER III

#### RESEARCH METHOD

This chapter presents Research Method, Population and Sample, Research Instrument, Procedure of Collecting Data and Data Analysis Technique.

#### **A. Research Method**

##### **1. Research Design**

In this research, the researcher was used an experimental design that is called quasi experimental design. Design of quasi experimental in this research is counter balanced design. In this research the both of groups get the treatment, but with the different treatment (Sugiyono, 2010).

In this research, the researcher was used two class groups, they are experimental and controlled group. The experimental class was given treatment used jumbled picture stories and the controlled class was given treatment used jumbled paragraphs. Quasi experimental research contains of pre-test, treatment, and post-test. The design of quasi experimental can be described as the following:

E	O <sub>1</sub>	X	O <sub>2</sub>
C	O <sub>1</sub>	Y	O <sub>2</sub>

Where:

E is experimental 1 group

C is experimental 2 group

O<sub>1</sub> is pre-test for the experimental 1 group



mean score of the student in experimental class 1 and 2 was 73.5 and 56.5, while the post-test mean score of the student in experimental 1 and 2 was 86 and 70.5.

The technique of teaching is one of the factors that influence the result of the study. In the process of teaching, the teachers must choose appropriate technique, so the student will enjoy the lesson. Based on the result of the test, the process of learning English using Jumbled Picture Stories and Jumbled Paragraphs in SMA Negeri 1 Sinjai Tengah could help the students' ability in reading narrative text, it is specially Jumbled Paragraphs. It was proved from by result of the research that students got higher scores after giving the treatment than before giving the treatment.

higher than the t-table ( $9 > 2.021$ ). So, the null hypothesis ( $H_0$ ) of the research was rejected and alternative hypothesis ( $H_1$ ) was accepted. It means that the using of Jumbled Picture Stories and Jumbled Paragraphs are significantly effective because the students showed the improvement in the test result.

Although the result of this research showed that Jumbled Picture Stories and Jumbled Paragraphs are effective student reading ability, but the result showed also that there is significant difference between using Jumbled Picture Stories and Jumbled Paragraphs in teaching reading comprehension. Based on the data collection from the students showed that, the t-value was 13,14 with the level significance 0.05 and the degree of freedom (df) 38 while the t-table was 2.021. The t-value is higher than the t-table ( $13,14 > 2.021$ ). So, the null hypothesis ( $H_0$ ) of the research was rejected and alternative hypothesis ( $H_1$ ) was accepted. It means there is significant difference.

The description of the data collected through the multiple choices as explained in previous section shows that the students' reading was improved but there is a significant difference. It was supported by frequency and rate percentage of the result of the students' score after presenting reading narrative text through Jumbled Picture Stories and Jumbled Paragraphs were better than before the treatment given to the students. It was seen that the students reading achievement after given the treatment of Jumbled Paragraphs was higher that they were given the treatment of Jumbled Picture Stories. It can be seen from student pre-test and post-test score. The pre-test

to help students in recognizing the picture stories by reorganizing some paragraphs into systematic system based on the sequence of picture stories that they have recognizing. The effectiveness of this strategy indicated by the procedures of the implementation that mostly focuses on the students to perform their ability to improve their competence in language skills, especially in reading skill.

Shina (2011) states that reading skill can be assessed through Jumbled Paragraphs item test in all examination competitively. It is also can serve as an effective tool to assess reading comprehension. The result of previous research finding. Ulfatun Ni'mah found that Jumbled Paragraphs was an effective way to improve the subjects' achievement in narrative test reading. Her finding showed that the subjects were motivation to study and to read narrative text. The theory and the result previous research finding above is support by the researcher observation during the treatment in the classroom and the result which found after given treatment. The researcher discover that the students were enthusiastic reading the text.

Similarity in this research, the result showed that Jumbled Picture Stories and Jumbled Paragraphs are effective for students reading ability. The data collection from the students showed that, in the Jumbled Picture Stories the t-value was 12,63 with the level significance 0.05 and the degree of freedom (df) 18 while the t-table was 2.021. The t-value is higher than the t-table ( $12,63 > 2.021$ ). So, the null hypothesis ( $H_0$ ) of the research was rejected and alternative hypothesis ( $H_1$ ) was accepted. In the Jumbled Paragraphs the t-value was 9 with the level of significance 0.05 and the degree of freedom (df) 18 while the t-table was 2.021. The t-value is

(H1) : there is a significant difference I students' achievement after teaching with Jumbled Picture Stories and Jumbled Paragraphs..

To know whether the mean score of the experimental group and the control led group was statistically different, the t-test applied with the level significance (P) = 0.05 and the degree of freedom (df) = N-2, where N1 = 20 and N2 = 20. The result of t-test after calculation can be seen the following *table 6*.

**Table 6**  
**The Result of t-test calculation**

Variable	t-test Value	t-table Value
$X_1 - X_2$	13.14	2.021

The *table 6* indicates that value of the t-test was 13.14 and the value of the t-table was 2.021 with significant level (P) = 0.05 and (df) = 38, then the value of t-test was higher than the value of t-table (13.14 > 2.021). It means that  $H_1 > H_0$ , the hypothesis was accepted.

## **B. Discussion**

The Jumbled Picture Stories and Jumbled Paragraphs are teaching technique designed to help the students to be easier understand about the content or main idea of narrative text. Jumbled Picture Stories is a technique that is used to help students in comprehending a text by rearranging the picture stories into an appropriate sequence based on the text that they have read., Jumbled Paragraph is a technique that is used

The mean score of the students' post-test of the experimental 1 group which shown from the table was 86 with standard deviation was 14.29. The mean score of students' post-test of experimental 2 group which shown from the table was 70.5 with standard deviation was 13.56. It revealed that the mean score and standard deviation of pre-test and post-test of experiment 1 group and experimental 2 group were different which obtained from the students.

Based on the data above, the results achieved from both tests, the pre-test and the post-test, were different. The students' ability of experimental 1 group in mastering reading narrative text was different with the experimental 2 group. The students' ability of experimental 2 group in mastering reading narrative text was higher than the experimental 1 group. Based on the result above, the researcher has considered there is significant difference between Jumbled Picture Stories and Jumbled Paragraphs. It based on the different of mean score of experimental 2 group's post-test was higher than experimental 1 group.

#### **4. Hypothesis Testing the Significant Difference Between the Experimental and Control Led Group**

Although, the mean score increased after treatment but the hypothesis in Chapter II must be tasted again with the statistical calculation. The statements of the hypothesis are:

(Ho) : there is no significant difference in student' achievement after teaching with Jumbled Picture Stories and Jumbled Paragraphs.

using Jumbled Picture Stories can be more improving the students' reading comprehension in reading narrative text than Jumbled Paragraphs, but it different in small scale. It is mean that no significant different using Jumbled Picture Stories and Jumbled Paragraphs, so the both technique can help students to overcome their problem in reading narrative text.

### 3. The Mean Score and Standard Deviation of the students' Experimental 1 and Experimental 2 Group

**Table 5**  
The Mean Score and the Standard Deviation of Experimental 1 and Experimental 2 Groups of the Students' Pre-test and Post-test.

Types	Mean Score		Standard Deviation	
	Pre-test	Post-test	Pre-test	Post-test
<b>Experimental 1</b>	73.5	86	13.48	14.29
<b>Experimental 2</b>	56.5	70.5	15.65	13.56

After calculating the results of the students' pre-test and post-test from the experimental 1 and the experimental 2 group, the mean score and standard deviation of their scores presented in *table 5*. The mean score of the students' pre-test of experimental 1 group which shown from the table was 73.5 with standard deviation was 13.45. The mean score of the students' pre-test of experimental 2 group which shown from the table was 56.5 with standard deviation was 15.65.

students' reading narrative text achievement on pre- test ranges from excellent to poor classification.

**Table 4**  
**The Rate Percentage of Score Experimental 2 Class in the Post-Test**

No.	Classification	Score	Frequency	Percentage
1	Excellent	100	1	5%
2	Very Good	90	3	15%
3	Good	80	1	5%
4	Fair	70	8	40%
5	Poor	60	5	25%
6	Very Poor	Less than 50	2	10%
<b>TOTAL</b>			20	100%

While the rate percentage of the score of experimental 2 class in the post-test from the 20 students as *table 4* above shows, just 1 (5%) students was classified into excellent score, there were 3 (15%) students classified into very good score, there were 1 (5%) students classified into good score, there were 8 (40%) student classified into fair score, there were 5 (25%) students classified into poor score, and there were 2 (10%) students classified into very poor score . From the result it can be concluded that the students' reading narrative text achievement on post- test ranges from excellent to very poor classification.

It can be seen that the rate percentage in the post-test was higher than the rate percentage in the pre-test.

Based on the data above, it means that there was improvement of students who were taught using Jumbled Picture Stories and Jumbled Paragraphs, although



reading narrative text achievement on pre- test ranges from very good to very poor classification. This indicates that the rate percentage of score control class in the pre-test was low than experimental class.

Based on the result above, it can be seen that the rate percentage in the post-test was higher than the rate percentage in the pre-test.

## 2. The Classification of the Students' Post-Test Score in Experimental 1 and Experimental 2 Class.

**Table 3**

**The Rate Percentage of Score Experimental 1 Class in the Post-Test**

No.	Classification	Score	Frequency	Percentage
1	Excellent	100	9	45%
2	Very Good	90	1	5%
3	Good	80	4	20%
4	Fair	70	5	25%
5	Poor	60	1	5%
6	Very Poor	Less than 50	-	-
<b>TOTAL</b>			20	100%

After treatment, the researcher conducted the post-test. All students' result could be seen into the data in *table 3*. There were 9 (45%) students classified into excellent score, there were 1 (5%) student classified into very good score, there were 4 (20%) students classified into good score, there were 5 (25%) students classified into fair score, just 1 (5%) student classified into poor score, and none of the students (0%) classified into very poor score. From the result it can be concluded that the

The *table 1* shows that there were 5 (25%) students classified into very good score, there were 5 (25%) students classified into good score, there were 4 (20%) students classified into fair score, there were 4 (20%) students classified into poor score, there were 2 (10%) students classified into very poor score, and none of students (0%) classified into excellent score. From the result it can be concluded that the students' reading narrative text achievement on pre- test ranges from very good to very poor classification.

**Table 2**  
**The Rate Percentage of Score Experimental 2 Class in the Pre-Test**

No.	Classification	Score	Frequency	Percentage
1	Excellent	100	-	-
2	Very Good	90	1	5%
3	Good	80	2	10%
4	Fair	70	2	10%
5	Poor	60	5	25%
6	Very Poor	Less than 50	10	50%
	<b>TOTAL</b>		20	100%

*Table 2* above shows the rate percentage of the score of experimental 2 class in the pre-test from 20 students. None of students classified into excellent score. There was 1 (5%) student classified into very good score, there were 2 (10%) students classified into good score, there were 2 (10%) students classified into fair score, there were 5 (25%) students classified into poor score, and there were 10 (50%) students classified into very poor score. From the result it can be concluded that the students'

## CHAPTER IV

### FINDING AND DISCUSSION

This chapter presents the findings of the research and its discussion. The finding of the research consists of the description of the result of data collected through the test and the discussion covers the details interpretation of the research.

#### A. *Finding*

The finding of this research deals with the students score of pre-test and post-test, the frequency and the rate percentage of the students' score, the means score and standard deviation of pre-test and post-test, the t-test value and the hypothesis testing. The findings are described as follows.

##### 1. **The Classification of the Students' Pre-Test Score in Experiment 1 and Experimental 2 Class.**

Before the treatment, the researcher conducted the pre-test. The result of the pre-test was acquired to know the students' degree in mastering reading narrative text. All students' result can be seen in the data in *table 1*.

**Table 1**  
**The Rate Percentage of Score Experimental 1 Class in the Pre-Test**

No.	Classification	Score	Frequency	Percentage
1	Excellent	100	-	-
2	Very Good	90	5	25%
3	Good	80	5	25%
4	Fair	70	4	20%
5	Poor	60	4	20%
6	Very Poor	Less than 50	2	10%
	<b>TOTAL</b>		20	100%

4. This research will be a useful information and contribution for the next researcher especially about students' comprehension and reference in writing.



students are asked to rearrange the jumbled paragraphs into a good order, they are compelled to understand the ideas in each separate part of the paragraph in order to enable them to arrange the paragraph into logical order of ideas. Jumbled paragraph game also can serve as an effective tool to assess reading comprehension.

The weaknesses of the both methods needed long time in the learning process and enough management the class to control the all of students, because have to focus to read the text and found ide.

### **B. Suggestion**

In relation to the conclusion above, the researcher would like to suggest the following points:

1. In the teaching reading, the teacher should use some different techniques and ways to attract the students' attention to learn reading comprehension.
2. The researcher suggests to the English teacher to be more creative in presenting materials in teaching reading as one alternative among other teaching techniques because it help the students to be more interested, active, and enjoy in learning.
3. The use of Jumbled Picture Stories or use Jumbled Paragraphs is very effective to improve students' reading comprehension in narrative text. Therefore, the researchers suggest to the English teacher especially in SMA Negeri 1 Sinjai Tengah to use Jumbled Picture Stories or Jumbled Paragraphs as a technique or method in teaching reading comprehension in narrative text.

## CHAPTER V

### CONCLUSION AND SUGGESTION

This chapter consists of two parts, the first deals with the conclusions of the findings, and the second part deals with suggestions.

#### **A. Conclusions**

Based on the findings and the discussions in the previous chapter, the researcher concludes that learning reading comprehension in narrative text through jumbled picture stories or jumbled paragraphs is effective to improve students' achievement in learning reading comprehension. However, there is a significant difference between using jumbled picture stories and jumbled paragraphs in teaching reading comprehension at the eighth grade of SMA Negeri 1 Sinjai Tengah.

It is proved from the result of the test showed that there was a significant difference between students' pre-test and post-test. Jumbled Paragraphs was more effective than Jumbled Picture Stories was provide from mean score of different after teaching the both technique.

The strengths of the Jumbled Picture Stories can used to stimulate the participants of the student in learning process. It is needed to make learning process more attractive. It makes the material easier to be accepted by the student. As one of method in learning process, Jumbled Picture Stories is also intended to make the students' motivation in study be increase. The strengths of Jumbled Paragraphs can be used to test the students' ability in organizing the jumbled paragraphs into logical organization of idea. This ability facilitates their reading comprehension. When the

- Nuttal, C. 2000. *Teaching Reading Skills in a foreign Language*. Oxford: Macmillan Heineman.
- Oshima, A. & Ann Hogue. 1999. *Writing Academic English*. London: Longman.
- Pang, E.S., Muaka, Angaluk., Bernhardt, Elizabeth B., and Kamil, Michael L. 2003. *Teaching Reading*. Brussel: The International Academy of Education (IAE).
- Sinha, Nishit K. 2011. *The Pearson Complete Guide For The Cat*. India: Pearson Education.
- Sugiyono.Dr. 2006. *Metode Penelitian Pendidikan*. Bandung: CV Alfabeta.
- Sugiyono.Dr. 2010. *Metode Penelitian Kuantitatif Kualitatif dan R&D*. Bandung: Alfabeta.
- Tuckman, B.W. 1978. *Conducting Educational Research*. London: HarcourtJacobvitz.
- Yuliatuzzahra, Ainyh, *The Use of Pre-Reading Activities to Increase Students' Reading Comprehension Achievement at the Eighth Grade Students of SMP Muhammadiyah 5 Surabaya*. English Department, Tarbiyah Faculty, State Institute for Islamic Studies: Unpublished Thesis, 2011.
- Wright, Andrew. 1997. *Pictures for Language Learning*. Cambridge: Cambridge University Press.
- Wright, Andre and David Betteridfe with Michael Buckby. 2006 *Games for Langiage Learning (3<sup>rd</sup>Ed)*. Cambridge: Cambridge University Press.

- Galane, Kaplan Darcy. 2008. *New York City Specialized High Schools Admission Test*. Kaplan Publishi.
- Grabe, William. *Reading in a Second Language Moving from Theory to Practice*. Cambridge: Cambridge University Press, 2009.
- Harmer, J. 2007. *The Practice of English Language Teaching*. Essex: Pearson Education Limited.
- Hornby, A. S., Cowie, A. P., & Lewis, J. W. (1974). *Oxford advanced learner's dictionary of current English*. London: Oxford University Press.
- Indayati, Eva. *Increasing Students' Reading Comprehension in Narrative Text by Activating Students' Background Knowledge at SMP Negeri 3 Surabaya*. English Department, Tarbiyah Faculty, State Institute for Islamic Studies: Unpublished Thesis, 2011.
- Kuncah Diana, Heny. *The Implementation of Stad Modelled – Cooperative Learning to Improve Reading Comporehension at X-9 in SMA Muhammadiyah 2 Sidoarjo*. English Department, Tarbiyah Faculty, State Institute for Islamic Studies: Unpublished Thesis, 2011.
- Klingner, Janette K, Boardman. 2007. *Teaching Reading Comprehension to Students with Learning Difficulties*. New York: The Guildford Press.
- Latif, M. A. 2013. *Research Methods on Language Learning an Introduction*. Malang: UM press.
- Mayasari, Dyah. *The effectiveness of Using Chain Pictures in Teaching a Recount Text*, (Semarang: UNNES, 2008)
- Mubaslat, Mania Moayad. *The Effect of Using Educational Games on the Students' Achievement in English Language for the Primary Stage*. Amman–Jordan, 2011/2012.
- Musaheri. “*Membaca Tiang Peradaban*”  
([http://www.jatim.ldii.or.id/home.php?dpd=14&content=content\\_detailartikel&id\\_artikel=90](http://www.jatim.ldii.or.id/home.php?dpd=14&content=content_detailartikel&id_artikel=90) in File: Minat Baca.doc, accessed on 21 April 2011)
- Ni'mah, Ulfatun. 2013. *The Effectiveness of Jumbled Paragraph Game in Teaching Reading Comprehension to The Eleventh Graders at SMAN 4 Sidoarjo*.



## BIBLIOGRAPHY

- Aen, Khurotul. *The Effectiveness of Using Scrambled Pictures to Improve The Students' Ability in Speaking Narrative Text (An Experimental Study at the Tenth Grade Students of SMK Bhakti Kencana Subah Batang in the Academic Year of 2010/2011)*.
- Alderson, J.C. 2000. *Assessing Reading*. New York: Cambridge University Press.
- Al-Hadi, Yayan Sopyani“, (<http://www.rmol.co/read/2013/05/17/110845/Minat-Baca-Indonesia-Sangat-Rendah!->, accessed on 17 May 2013)
- Ant. “*Minat Baca Anak Masih Rendah, Wamendikbud Prihatin!*” (<http://www.rimanews.com/read/20121105/80679/minat-baca-anak-masih-rendah-wamendikbud-prihatin>, accessed on 19 May 2013)
- Arikunto, S. 2002. *Prosedur Penelitian. Suatu Pendekatan Praktek*. Jakarta: Rineka Cipta.
- Arikunto, S. 2006. *Prosedure Penelitian: Suatu Pendekatan Praktik*. Jakarta; PT. Rineka Cipta.
- Best, J.W. 1981. *Research in Education. 4th Ed.* New Jersey: Prentice hill, Inc.
- Brown, H.D. 2001. *Teaching by Principles: and Interactive Approach to Language Pedagogy*. New York: A Pearson Education Company.
- Depdikbud. 1999. *Penelitian Tindakan Kelas (Classroom Action Research)*. Jakarta : Direktorat Jenderal Pendidikan Dasar dan Menengah. Direktorat Pendidikan Menengah Umum.
- Deesri, Angkana. “*Games in the ESL and EFL Class*”. Thailand: Khon Kaen University, The Internet TESL Journal. Vol. VIII, No. 9, (<http://iteslj.org/http://iteslj.org/Techniques/Deesri-Games.html>, September 2002)
- Faizah, Zahrotul. *The Effect of KWL Strategy to Students' Competence in Reading Comprehension at SMP Negeri 1 Kemplagi, Mojokerto*. Surabaya: State Institute of Islamic Studies, 2012.
- Folse, Keith S, Elena Vestri Solomon. 2001. *Great Paragraph An Introduction to Writing Paragraph*. New York: Houghton Mifflin Company.

Appendix XVI

The Distribution of T-Table

<i>Df</i>	<i>P</i>			
	<b>0.10</b>	<b>0.05</b>	<b>0.01</b>	<b>0.001</b>
1	6,314	12,706	63,657	636,619
2	2,920	4,303	9,925	31,599
3	2,353	3,182	5,841	12,924
4	2,132	2,776	4,604	8,610
5	2,015	2,571	4,032	6,869
6	1,943	2,447	3,707	5,959
7	1,895	2,365	3,499	5,408
8	1,860	2,306	3,355	5,041
9	1,833	2,262	3,250	4,781
10	1,812	2,228	3,169	4,587
11	1,796	2,201	3,106	4,437
12	1,782	2,179	3,055	4,318
13	1,771	2,160	3,012	4,221
14	1,761	2,145	2,977	4,140
15	1,753	2,131	2,947	4,073
16	1,746	2,120	2,921	4,015
17	1,740	2,110	2,898	3,965
18	1,734	2,101	2,878	3,922
19	1,729	2,093	2,861	3,883
20	1,725	2,086	2,845	3,850
21	1,721	2,080	2,831	3,819
22	1,717	2,074	2,819	3,792
23	1,714	2,069	2,807	3,768
24	1,711	2,064	2,797	3,745
25	1,708	2,060	2,787	3,725
26	1,706	2,056	2,779	3,707
27	1,703	2,052	2,771	3,690
28	1,701	2,048	2,763	3,674
29	1,699	2,045	2,756	3,659
30	1,697	2,042	2,750	3,646
<b>40</b>	1,684	<b>2,021</b>	2,704	3,551
50	1,676	2,009	2,678	3,496

Appendix XIV

The Significance Different Jumbled Picture Stories and Jumbled Paragraphs

$$= \frac{x - x}{s(x - x)}$$

$$h : s(x - x) = \frac{1}{n} + \frac{1}{n}$$

$$= \frac{1}{20} + \frac{1}{20}$$

$$= \frac{1}{10}$$

$$= \sqrt{1,39}$$

$$= 1,18$$

$$= \frac{1,18}{(1,18)} = \frac{1,18}{1,18}$$

$$= \frac{1,18}{1,18}$$

UNIVERSITAS ISLAM NEGERI

ALAUDDIN

MAKASSAR

t-test = 13.14

For level of significance (D) = 0.05

Degree of freedom (df) = (N<sub>1</sub>+N<sub>2</sub>)-2 = (20 +20)- 2 = 38

t-table = 2,0,21

**B. Experimental 2Class**

**1. Pre-Test**

$$SD = \frac{\sqrt{\quad}}{\quad}$$

Where,  $SS_2 = \sum X^2 - \frac{(\sum X)^2}{n}$

$$SS_2 = 68500 - \frac{(\quad)^2}{\quad}$$

$$SS_2 = 68500 - \frac{\quad}{\quad}$$

$$SS_2 = 68500 - \frac{63845}{\quad}$$

$$SS_2 = \quad$$

$$SD = \frac{\sqrt{\quad}}{\quad}$$

$$SD = \frac{\sqrt{\quad}}{\quad}$$

$$SD = \frac{\sqrt{\quad}}{\quad}$$

$$SD = \sqrt{245}$$

$$SD = 15,65$$

**2. Post-Test**

$$SD = \frac{\sqrt{\quad}}{\quad}$$

Where,  $SS_2 = \sum X^2 - \frac{(\sum X)^2}{n}$

$$SS_2 = 102900 - \frac{(\quad)^2}{\quad}$$

$$SS_2 = 102900 - \frac{\quad}{\quad}$$

$$SS_2 = 102900 - \frac{99405}{\quad}$$

$$SS_2 = \quad$$

$$SD = \frac{\sqrt{\quad}}{\quad}$$

$$SD = \frac{\sqrt{\quad}}{\quad}$$

$$SD = \frac{\sqrt{\quad}}{\quad}$$

$$SD = \sqrt{183,95}$$

$$SD = 13,56$$

Appendix XIII

The Standard Deviation

A. Experiment Class

1. Pre-Test

$$SD = \frac{\sqrt{SS_1}}{n}$$

Where,

$$SS_1 = \sum X^2 - \frac{(\sum X)^2}{n}$$

$$SS_1 = 111500 - \frac{(\quad)^2}{\quad}$$

$$SS_1 = 111500 - \frac{\quad}{\quad}$$

$$SS_1 = 111500 - 108045$$

$$SS_1 = \quad$$

$$SD = \frac{\sqrt{\quad}}{\quad}$$

$$SD = \frac{\sqrt{\quad}}{\quad}$$

$$SD = \frac{\sqrt{\quad}}{\quad}$$

$$SD = \sqrt{181,84}$$

$$SD = 13,48$$

2. Post-Test

$$SD = \frac{\sqrt{SS_1}}{n}$$

Where,

$$SS_1 = \sum X^2 - \frac{(\sum X)^2}{n}$$

$$SS_1 = 15180 - \frac{(\quad)^2}{\quad}$$

$$SS_1 = 15180 - \frac{\quad}{\quad}$$

$$SS_1 = 15180 - 147920$$

$$SS_1 = \quad$$

$$SD = \frac{\sqrt{\quad}}{\quad}$$

$$SD = \frac{\sqrt{\quad}}{\quad}$$

$$SD = \frac{\sqrt{\quad}}{\quad}$$

$$SD = \sqrt{204,21}$$

$$SD = 14,29$$

Appendix XII

The Mean Score and Mean of Different Score

A. Experimental 1 Class

1. Pre-Test	2. Post-Test	3. Mean of Different
$x = \frac{\Sigma}{n}$	$x = \frac{\Sigma}{n}$	$= \frac{\Sigma}{n}$
$x = \frac{73,5}{1}$	$x = \frac{86}{1}$	$= \frac{12,5}{1}$

B. Experimental 2 Class

1. Pre-Test	2. Post-Test	3. Mean of Different
$x = \frac{\Sigma}{n}$	$x = \frac{\Sigma}{n}$	$= \frac{\Sigma}{n}$
$x = \frac{56,5}{1}$	$x = \frac{70,5}{1}$	$= \frac{13,5}{1}$

*Appendix XI*

**The Total Score the Students' Mean of Different after Pre-Test and Post-Test in  
Experimental 2 Class**

<b>Respondents</b>	<b>Pre-Test</b>	<b>Post-test</b>	<b>D</b>	<b>D<sup>2</sup></b>
1	40	60	20	400
2	60	60	-	-
3	50	60	10	100
4	80	90	10	100
5	50	70	20	400
6	80	90	10	100
7	90	100	10	100
8	40	70	30	900
9	60	70	10	100
10	60	70	10	100
11	70	80	10	100
12	50	60	10	100
13	60	70	10	100
14	60	70	10	100
15	70	90	20	400
16	50	70	20	400
17	40	50	10	100
18	30	50	20	400
19	40	60	20	400
20	50	70	20	400
<b>TOTAL</b>	<b>1130</b>	<b>1410</b>	<b>270</b>	<b>4500</b>

*Appendix X*

**The Total Score the Students' Mean of Different after Pre-Test and Post-Test in  
Experimental 1 Class**

<b>Respondents</b>	<b>Pre-Test</b>	<b>Post-test</b>	<b>D</b>	<b>D<sup>2</sup></b>
1	60	70	10	100
2	80	100	20	400
3	90	100	10	100
4	90	100	10	100
5	50	70	20	400
6	50	60	10	100
7	70	80	10	100
8	60	70	10	100
9	70	80	10	100
10	70	80	10	100
11	80	90	10	100
12	60	70	10	100
13	80	100	20	400
14	60	70	10	100
15	90	100	10	100
16	90	100	10	100
17	70	80	10	100
18	80	100	20	400
19	80	100	20	400
20	90	100	10	100
<b>TOTAL</b>	<b>1470</b>	<b>1720</b>	<b>250</b>	<b>3500</b>



Appendix IX

The Row Score of the Students' Pre-Test and Post-Test in Experimental 2 Class

Respondents	Pre-Test		Post-test	
	Score $X_2$	$(X_2)^2$	Score $X_2$	$(X_2)^2$
1	40	1600	60	3600
2	60	3600	60	3600
3	50	2500	60	3600
4	80	6400	90	8100
5	50	2500	70	4900
6	80	6400	90	8100
7	90	8100	100	10000
8	40	1600	70	4900
9	60	3600	70	4900
10	60	3600	70	4900
11	70	4900	80	6400
12	50	2500	60	3600
13	60	3600	70	4900
14	60	3600	70	4900
15	70	4900	90	8100
16	50	2500	70	4900
17	40	1600	50	2500
18	30	900	50	2500
19	40	1600	60	3600
20	50	2500	70	4900
<b>TOTAL</b>	<b>1130</b>	<b>68500</b>	<b>1410</b>	<b>102900</b>

*Appendix VIII*

**The Row Score of the Students' Pre-Test and Post-Test in Experimental 1 Class**

Respondents	Pre-Test		Post-test	
	Score $X_1$	$(X_1)^2$	Score $X_1$	$(X_1)^2$
1	60	3600	70	4900
2	80	6400	100	10000
3	90	8100	100	10000
4	90	8100	100	10000
5	50	2500	70	4900
6	50	2500	60	3600
7	70	4900	80	6400
8	60	3600	70	4900
9	70	4900	80	6400
10	70	4900	80	6400
11	80	6400	90	8100
12	60	3600	70	4900
13	80	6400	100	10000
14	60	3600	70	4900
15	90	8100	100	10000
16	90	8100	100	10000
17	70	4900	80	6400
18	80	6400	100	10000
19	80	6400	100	10000
20	90	8100	100	10000
<b>TOTAL</b>	<b>1470</b>	<b>111500</b>	<b>1720</b>	<b>151800</b>

*Appendix VII*

**The Classification of the Students' Post-test in Experimental 2 Class**

<b>No</b>	<b>Name</b>	<b>Post-test</b>	<b>Classification</b>
1.	Ade Firmansyah	60	Poor
2.	Andini Jusniar	60	Poor
3.	Azhar	60	Poor
4.	Basfina	90	Very Good
5.	Fajar	70	Fair
6.	Fatmawati	90	Very Good
7.	Khairil Anwar	100	Excellent
8.	Heriadi	70	Fair
9.	Irmawati	70	Fair
10.	Jumardi	70	Fair
11.	Jumardi	80	Good
12.	Jusniati	60	Poor
13.	Mayasinta	70	Fair
14.	Muh. Takdir D	70	Fair
15.	Munawir	90	Very Good
16.	Nasrullah Mas	70	Fair
17.	Nureka	50	Very Poor
18.	Nuraisah	50	Very Poor
19.	Renaldi	60	Poor
20.	Sri Wahyuni	70	Fair

*Appendix VI*

**The Classification of the Students' Pre-test in Experimental 2 Class**

<b>No</b>	<b>Name</b>	<b>Pre-test</b>	<b>Classification</b>
1.	Ade Firmansyah	40	Very Poor
2.	Andini Jusniar	60	Poor
3.	Azhar	50	Very Poor
4.	Basfina	80	Good
5.	Fajar	50	Very Poor
6.	Fatmawati	80	Good
7.	Khairil Anwar	90	Very Good
8.	Heriadi	40	Very Poor
9.	Irmawati	60	Poor
10.	Jumardi	60	Poor
11.	Jumardi	70	Fair
12.	Jusniati	50	Very Poor
13.	Mayasinta	60	Poor
14.	Muh. Takdir D	60	Poor
15.	Munawir	70	Fair
16.	Nasrullah Mas	50	Very Poor
17.	Nureka	40	Very Poor
18.	Nuraisah	30	Very Good
19.	Renaldi	40	Very Good
20.	Sri Wahyuni	50	Very Poor

*Appendix V*

**The Classification of the Students' Post-test in Experimental 1 Class**

<b>No</b>	<b>Name</b>	<b>Post-test</b>	<b>Classification</b>
1.	A. Nuramalia	70	Fair
2.	Ahmad Alfiansah	100	Excellent
3.	Ananda Nurlestari	100	Excellent
4.	Andi Muhammad Zulfikar	100	Excellent
5.	Arfandi Anugrah	70	Fair
6.	Asrul	60	Poor
7.	Asriani	80	Good
8.	Atriana Nurul Utami	70	Fair
9.	Baso Fathumain	80	Good
10.	Dian Ahrianti	80	Good
11.	Fauziah Lestari	90	Very Good
12.	Hikmah	70	Fair
13.	Ika Yunita	100	Excellent
14.	Indarwani	70	Fair
15.	Khairil Asyari	100	Excellent
16.	Machfud Mubaraksafanan	100	Excellent
17.	Magfirawati	80	Good
18.	Muh. Yusuf Bahar	100	Excellent
19.	Naufal Asri	100	Excellent
20.	Nurwahidah	100	Excellent

*Appendix IV*

**The Classification of the Students' Pre-test in Experimental 1 Class**

<b>No</b>	<b>Name</b>	<b>Pre-test</b>	<b>Classification</b>
1.	A. Nuramalia	60	Poor
2.	Ahmad Alfiansah	80	Good
3.	Ananda Nurlestari	90	Very Good
4.	Andi Muhammad Zulfikar	90	Very Good
5.	Arfandi Anugrah	50	Very Poor
6.	Asrul	50	Very Poor
7.	Asriani	70	Fair
8.	Atriana Nurul Utami	60	Poor
9.	Baso Fathumain	70	Fair
10.	Dian Ahrianti	70	Fair
11.	Fauziah Lestari	80	Good
12.	Hikmah	60	Poor
13.	Ika Yunita	80	Good
14.	Indarwani	60	Poor
15.	Khairil Asyari	90	Very Good
16.	Machfud Mubaraksafanan	90	Very Good
17.	Magfirawati	70	Fair
18.	Muh. Yusuf Bahar	80	Good
19.	Naufal Asri	80	Good
20.	Nurwahidah	90	Very Good

7. Who was Jaka Linglung ?
  - a. A greedy pet belong to Aji Saka
  - b. A stupid boy
  - c. The snake was recognized as Dewaracengkar's son
  - d. The snake was recognized as Aji Saka's son
  
8. Why did the king punish Jaka linglung to live in the jungle of Pesanga?  
because .....

  - a. Jaka linglung greedily ate human flesh of the village
  - b. Jaka linglung greedily ate domestic pets of the palace
  - c. Jaka linglung could kill Bajul Putih
  - d. Jaka linglung pushed Dewata Cengkor to fall to the Sout sea

  
9. How many boys have vanished when playing around in the jungle?
  - a. Nine
  - b. Eight
  - c. One
  - d. Nothing
  
10. Why the boys vanished when playing around in the jungle?
  - a. They was improper
  - b. They had to find a shelter
  - c. they went inside the cave
  - d. the jungle is dangerous

One day, a group of 9 (nine) village boys were playing around in that Jungle. Suddenly it was raining heavily. They had to find a shelter, luckily there was a cave. Only 8 (eight) boys went inside the cave, the other one who was suffering from very bad skin disease, sting and dirty, he had to stay out of the cave. All of a sudden, the cave was falling apart. The 8 (eight) boys vanished, only the one who stayed outside was safe. The cave in fact was the mouth of Jaka Linglung.

**b. Answer the questions based on the text!**

1. Who was Dewatacengkar ? expect
  - a. The cruel king
  - b. White crocodile
  - c. Bajul Putih
  - d. Jaka linglung
2. Who was Aji Saka's son?
  - a. Dara
  - b. Sembodo
  - c. Jaka Linglung
  - d. Dewatacengkar
3. Where did the woman put the egg ?
  - a. In a rice barn
  - b. In the south sea
  - c. In the palace
  - d. In the jungle of pasanga
4. Who was Jaka Linglung?expect
  - a. The snake
  - b. Aji Saka's son
  - c. Bajul Putih
  - d. A stupid boy
5. What did Jaka Linglung do to can recognized as Aji Saka's son?
  - a. He had to found egg
  - b. He could kill the Bajul Putih in the South Sea
  - c. He could become Aji Saka to be a king
  - d. He could found the boys was vanished
6. Where did Aji Saka come from ?
  - a. Medang Kamulan
  - b. South Sea
  - c. Jungle of Pesanga
  - d. Bumi Majeti





KEMENTERIAN AGAMA  
UNIVERSITAS ISLAM NEGERI ALAUDDIN MAKASSAR  
FAKULTAS TARBIYAH DAN KEGURUAN  
Kampus I Jl. St. Alauddin No. 63 Makassar Tlp. (0411) 86492 Fax 864923  
Kampus II Jl. St. Alauddin No. 36 Samata Sungguminasa-Gowa Tlp.  
(0411) 424835 Fax 424836

RESEARCH INSTRUMENT  
(POST-TEST)

Name :

Class :

- a. Read the text to answer the question 1 to 10!

**The Legend of Aji Saka : Java, Indonesia**

In the Kingdom of Medang Kamulan, in Java, came a young when man, by the name of Aji Saka to fight Dewata Cengkar, the cruel King of The Country who had a habit to eat human flesh of his own people. Aji Saka himself came from Bumi Majeti.

One day he told his two servants, by the name of Dara and Sembodo, that he was going to java. He told them that while he was away, both of them have to guards his Heirloom / Pusoko. No one except Aji Saka himself not a allowed to take the Pusoko. In the big battle, Aji Saka could successfully push Dewata Cengkar to fall to the South Sea. Dewata Cengkar did not die, he became a Bajul Putih (White Crocodile). Aji Saka became a ruler of Medangkamulan.

Meanwhile a woman of the village of Dadapan, found an egg. She put the egg in her Lumbung (Rice Barn). After a certain period the egg vanished, instead a snake found in the rice barn. The villagers would like to kill the snake, but the snake said: "I'm the son Aji Saka, bring me to him".

Aji Saka told the snake, that he would be recognized as his son, if it could kill the Bajul Putih in the South Sea. After a long stormy battle which both sides demonstrating physical strength and showing skill full ability of fighting, the snake could kill Bajul Putih.

As had been promised the snake was recognized as Aji Saka's son and he was given a name Jaka Linglung (a stupid boy).

In the palace Jaka Linglung greedily ate domestic pets of the palace. He was punished by the King, expelling him to live in the Jungle of Pesanga. he was tightly roped until he could not move his head. He was instructed only to eat things which fall to his mouth.

- a. It had married his mother
  - b. He wanted to take Tumang's powers
  - c. Sangkuriang loved Dayang Sumbi
  - d. He worried about facing his mother empty-handed
5. Who was dog's name?
- a. Sangkuriang
  - b. Dayang Sumbi
  - c. Tumang
  - d. A king
6. What did Dayang Sumbi do after she knew about Tumang ?
- a. She married Sangkuriang
  - b. She struck her son so hard
  - c. She asked Sangkuriang to make a lake
  - d. She kicked the half-finished boat back into the forest
7. Why did Dayang Sumbi avoid to marry Sangkuriang ? because .....
- a. Sangkuriang had shot her dog
  - b. She detected the scar on the temple
  - c. Dayang Sumbi elected the scar on her fiancée's head
  - d. Sangkuriang didn't have magic powers
8. What did Sangkuriang have to do to marry Dayang Sumbi ?
- a. He had to make a lake and built a boat before dawn
  - b. He had to make a lake and built a temple after dawn
  - c. He had to make a palace and built a boat before dawn
  - d. He had to make a lake and built a boat before evening
9. What did Dayang Sumbi do to thwart Sangkuriang to make a lake and built a boath?
- a. She bring his venison for a feast
  - b. She used the magical power of Tumang
  - c. She she called on the gods to bring the sun up early
  - d. She used his magic powers to summon the spirits to help her
10. What did Sangkuriang do after he realized that he had been deceived ?
- a. He took an arrow and shot Dayang Sumbi
  - b. He struck Dayang Sumbi
  - c. He Cursed Dayang Sumbi and kicked the half-finished boat back into the forest.
  - d. He returned home and handed over the meat to his pleased mother

wander about the world.

Years later, Sangkuriang met a beautiful woman and instantly fell in love with her. It was his own mother-they did not recognize each other. He proposed to her and she agreed to marry him. On the day before the wedding, as she was caressing her fiancée's hair, Dayang Sumbi detected the scar on the temple. Horror struck her, for she was about to marry her own son, Sangkuriang. Without revealing the whole truth to him, she tried unsuccessfully to dissuade him. Desperate to avoid the marriage, she set conditions she thought impossible to meet. Sangkuriang had to make a lake that filled the whole valley and build a boat for the couple to sail in, all before dawn.

Sangkuriang started to work. His love gave him extraordinary strength, and he used his magic powers to summon the spirits to help him. With boulders and mud they dammed the river in the valley and the water rose and began to form a lake. In the early morning hours he chopped down a huge tree in the forest and began hollowing it out to make a boat. When Dayang Sumbi saw that he was about to accomplish what she has thought impossible, she called on the gods to bring the sun up early and thwart Sangkuriang.

The cock crowed, the sun rose much earlier than usual, and Sangkuriang realized he had been deceived. In a fit of fury he caused Dayang Sumbi and kicked the half-finished boat back into the forest. There it lies upside down today, forming the mountain Tangkuban Perahu (Upturned Boat). Not far away is the stump of the tree Sangkuriang had felled, now called Bukit Tinggi. The dam Sangkuriang had built caused the valley to become a lake, where both Sangkuriang and Dayang Sumbi drowned themselves. They were never heard of again.

**b. Answer the questions based on the text!**

1. Who was Dayang Sumbi's husband ?
  - a. The King
  - b. Sangkuriang
  - c. Tumang
  - d. Her fiancée
2. Why did she marry her dog, Tumang ? because...
  - a. She exclaimed to marry one who gave it back her shuttle
  - b. She fell in love with it
  - c. It was a demigod possessing magic powers
  - d. She detected the scar on the temple
3. Who was Dayang Sumbi's son?
  - a. Tumang
  - b. Sangkuriang
  - c. Dog
  - d. spirits
4. Why did Sangkuriang kill his dog ? because....

*Appendix II*



**KEMENTERIAN AGAMA**  
**UNIVERSITAS ISLAM NEGERI ALAUDDIN MAKASSAR**  
**FAKULTAS TARBIYAH DAN KEGURUAN**  
Kampus I Jl. St. Alauddin No. 63 Makassar Tlp. (0411) 86492 Fax 864923  
Kampus II Jl. St. Alauddin No. 36 Samata Sungguminasa-Gowa Tlp.  
(0411) 424835 Fax 424836

---

**RESEARCH INSTRUMENT**  
**(PRE-TEST)**

**Name :**

**Class :**

**a. Read the text to answer the question 1 to 10!**

**SANGKURIANG**

A long time ago, the ancient land of Sunda was ruled by a king and queen who had but a single daughter. Her name was Dayang Sumbi. She was beautiful and clever but also pampered and spoiled.

One day as she was weaving in her pavilion, she became moody and distracted, which caused her to keep dropping her shuttle on the floor. Once when it fell she exclaimed she would marry the one who gave it back to her. At that very moment her dog Tumang, a demigod possessing magic powers, came up to her with the shuttle in his mouth. Dayang Sumbi had to marry him.

They lived happily together, and Dayang Sumbi gave birth to a baby boy, human in appearance but endowed with his father's magic powers. She named him Sangkuriang. As the boy grew up, he was always guarded by the faithful dog Tumang, whom he knew only as a companion and not as his father, Sangkuriang became handsome and brave.

One day his mother asked him to go hunting with the dog and bring her venison for a feast. After hunting all day without success, Sangkuriang worried about facing his mother empty-handed. Desperate, he took an arrow and shot the dog. He returned home and handed over the meat to his pleased mother. Soon after the feast, however, Dayang Sumbi questioned her son about the absence of Tumang. At first he evaded her queries but finally told her what had happened. She was horrified and struck her son so hard on the temple that he collapsed. For that, the old king banished his daughter from the court and she was made to roam around the kingdom. Sangkuriang recovered with a large scar on his temple, and he too left the court to

2) Kegiatan Siswa

- Siswa mengerjakan soal yang telah diberikan secara perorangan sesuai dengan instruksi yang telah diberikan oleh guru.
- Setiap siswa menjawab soal pilhan ganda berdasarkan teks narrative yang telah ditentukan.

**Makassar, November 2016**

**The Researcher**

**Marni**

**20400112087**



UNIVERSITAS ISLAM NEGERI  
**ALAUDDIN**  
M A K A S S A R

## LESSON PLAN

Nama Sekolah : SMA NEGERI 1 SINJAI TENGAH  
Kelas/Semester : X 1 dan X 6 / 1  
Tema : Post-Test (Narrative text)  
Pertemuan ke : 4  
Aspek/ Skill : Reading  
Alokasi Waktu : 2 X 30 menit

### **A. Kompetensi Dasar**

Merespon makna dalam langkah retorika yang menggunakan ragam bahasa tulis secara akurat, lancar dan berterima dalam konteks kehidupan sehari-hari dan untuk mengakses ilmu pengetahuan dalam text berbentuk narrative.

### **B. Indikator**

Menjawa soal pilihan ganda berdasarkan narrative text about the legend of aji saka.

### **C. Materi Pokok**

- Comprehension
- Correct answer of narrative text
- Wrong answer of narrative text

### **D. Sumber Belajar**

- Internet
- Buku teks yang relevan

### **E. Langkah-langkah Pembelajaran**

- 1) Kegiatan Guru (Peneliti)
  - Peneliti memberikan siswa lembaran soal.
  - Peneliti meminta siswa untuk menulis nama dan identitas.
  - Peneliti menjelaskan kepada siswa cara mengerjakan soal.
  - Peneliti meminta siswa untuk mengerjakan soal.

## **F. Langkah-langkah Pembelajaran**

1. Peneliti menjelaskan tentang reading comprehension dalam narrative text.
2. Peneliti menjelaskan kepada siswa apa yang dimaksud jumbled picture stories dan jumbled paragraphs.
3. Peneliti menjelaskan kepada siswa apa yang harus dilakukan atau konsep dari jumbled picture stories dan jumbled paragraphs itu seperti apa.
4. Peneliti membagikan siswa lembaran teks berupa narrative text kepada sisw kelas X 1 dan juga jumbled picture story.
5. Peneliti membagikan siswa lembaran picture story dan lembaran jumbled paragraphs kepada siswa kelas X 6
6. Siswa menyusun jumbled picture stories berdasarkan narrative text yang telah dibaca.
7. Siswa menyusun jumbled paragraphs berdasarkan pictue story yang mereka lihat.
8. Siswa membaca narrative text tersebut dan menjelaskan idepokok yang terdapat pada teks tersebut.

**Makassar, November 2016**

**The Researcher**

**Marni**

**20400112087**

UNIVERSITAS ISLAM NEGERI  
**ALAUDDIN**  
M A K A S S A R

## LESSON PLAN

Nama Sekolah : SMA NEGERI 1 SINJAI TENGAH  
Kelas/Semester : X 1 dan X 2 / 1  
Tema : Treatment (Narrative text)  
Pertemuan ke : 2 dan 3  
Aspek/ Skill : Reading  
Alokasi Waktu : 2 X 30 menit

### **A. Kompetensi Dasar**

Merespon makna dalam langkah retorika yang menggunakan ragam bahasa tulis secara akurat, lancar dan berterima dalam konteks kehidupan sehari-hari dan untuk mengakses ilmu pengetahuan dalam text berbentuk narrative.

### **B. Indikator**

- Siswa mampu membaca teks dengan pronunciation yang baik dan benar.
- Mampu memahami bacaan text narrative yang dilihat dengan benar.
- Mampu menyusun jumbled picture story berdasarkan teks narrative dan jumbled paragraphs berdasarkan picture stories dengan baik dan benar.

### **C. Materi Pokok**

- Pronunciation of narrative text
- Comprehension
- worksheet

### **D. Sumber Belajar**

- Internet
- Buku teks yang relevan

### **E. Metode Pembelajaran**

technique jumbled picture stories and jumbled paragraphs



- Peneliti menjelaskan kepada siswa cara mengerjakan soal.
  - Peneliti meminta siswa untuk mengerjakan soal.
- a. Kegiatan Siswa
- Siswa mengerjakan soal yang telah diberikan secara perorangan sesuai dengan instruksi yang telah diberikan oleh guru.
  - Setiap siswa menjawab soal pilihan ganda berdasarkan narrative text yang ditentukan.

**Makassar, November 2016**

**The Researcher**

**Marni**  
**20400112087**

UNIVERSITAS ISLAM NEGERI  
**ALAUDDIN**  
M A K A S S A R

*Appendix I*

**LESSON PLAN**

Nama Sekolah : SMA NEGERI 1 SINJAI TENGAH  
Kelas/Semester : X 1 dan X 6 / 1  
Tema : Pre-Test (Narrative Text)  
Pertemuan ke : 1  
Aspek/ Skill : Reading  
Alokasi Waktu : 2 X 30 menit

**A. Kompetensi Dasar**

Mengungkapkan makna dalam langkah retorika yang menggunakan ragam bahasa tulis secara akurat, lancar dan berterima dalam kontes kehidupan sehari-hari untuk mengakses ilmu pengetahuan dalam text berbentuk narrative.

**B. Indikator**

Siswa mampu menjawab soal pilihan ganda berdasarkan narrative text tentang story about Sangkuriang.

**C. Materi Pokok**

- Comprehension
- Correct answer of narrative text
- Wrong answer of narrative text

**D. Sumber Belajar**

- Internet
- Buku teks yang relevan

**E. Langkah-langkah Pembelajaran**

- 1) Kegiatan Guru (Peneliti)
  - Peneliti memberikan siswa lembaran soal.
  - Peneliti meminta siswa untuk menulis nama dan identitas.



# APPENDICES

UNIVERSITAS ISLAM NEGERI  
**ALAUDDIN**  
M A K A S S A R

## CURRICULUM VITAE

Marni was born on December 31<sup>th</sup> 1994 in Sinjai, Kec. Sinjai Tengah, Kab. Sinjai, South Sulawesi. She is the fifth children from six siblings of the couple of Umar and Abidah. The researcher began her study in SD Negeri 179 Bongkong, Kab. Sinjai and graduated in 2006.

She continued her study in SMP Negeri 2 Sinjai Tengah and graduated in 2009. After that, she continued her study in SMA Negeri 1 Sinjai Tengah and graduated in 2012. In 2012, she continued her study at Alauddin State Islamic University of Makassar. She was majoring in English Education Department in Tarbiyah and Teaching Science Faculty. Now she was finished her thesis under the title “*The Comparison between Using Jumbled Picture Stories and Jumbled Paragraphs in Teaching Reading Comprehension at The First Grade of SMA Negeri 1 Sinjai Tengah*”.