

**THE EFFECTIVENESS OF USING JIGSAW TECHNIQUE IN  
TEACHING LISTENING COMPRENSION AT THE SECOND GRADE  
STUDENT OF MADRASAH ALIYAH DARUSSALAM PATTALASSANG  
SINJAI REGENGY**



**A Thesis**

**Submitted in Partial Fulfillment of the Requirements for the Degree of  
Sarjana Pendidikan in English Education Departement of  
Tarbiyah and Teaching Science Faculty of  
Uin Alauddin Makassar**

**By**

**RUSDI**

**Reg. Number : 20400111106**

**ENGLISH EDUCATION DEPARTEMENTTARBIYAH AND TEACHING  
SCIENCE FACULTYALAUDDIN STATE ISLAMIC UNIVERSITY  
MAKASSAR 2018**

## PERNYATAAN KEASLIAN SKRIPSI

Mahasiswa yang bertanda tangan di bawah ini :

Nama : Rusdi  
NIM : 20400111106  
Tempat/tgl.Lahir : Sinjai, 01 Maret 1990  
Jur/Prodi/Konsentrasi : Pendidikan Bahasa Inggris  
Fakultas/Program : Tarbiyah dan Keguruan  
Judul : The Effectiveness of Using Jigsaw  
Technique In Teaching Listening  
Comprehension at The Second Grade  
Student of Madrasah Aliyah Darussalam  
Pattalassang Sinjai Regengy

Menyatakan dengan sesungguhnya dan penuh kesadaran bahwa skripsi ini benar adalah hasil karya sendiri. Jika dikemudian hari terbukti bahwa ia merupakan duplikat, tiruan, plagiat, atau di buat oleh orang lain , sebagai atau seluruhnya, maka skripsi dan gelar yang diperoleh karenanya batal demi hukum.

Gowa, 28 Februari 2018 M  
12 Jumadil Akhir 1439 H

Penyusun



UNIVERSITAS ISLAM NEGERI  
**ALAUDDIN**  
NIM: 20400111106  
M A K A S S A R

## PENGESAHAN SKRIPSI

Skripsi yang berjudul **THE EFFECTIVENESS OF USING JIGSAW TECHNIQUE IN TEACHING LISTENING COMPRENSION AT THE SECOND GRADE STUDENT OF MADRASAH ALIYAH DARUSSALAM PATTALASSANG SENJAI REGENGY**, yang disusun oleh saudara **Rusdi**, NIM 20400111106. Mahasiswa Pendidikan Bahasa Inggris pada Fakultas Tarbiyah Dan Keguruan UIN Alauddin Makassar, telah diuji dan dipertahankan dalam sidang munaqasyah yang diselenggarakan pada hari rabu, tanggal 28 februari 2018 m. bertepatan dengan , dinyatakan telah dapat diterima sebagai sala satu syarat untuk memperoleh gelar Sarjana Pendidikan (S.Pd) pada Fakultas Tarbiyah Dan Keguruan, Jurusan Pendidikan Bahasa Inggris dengan beberapa perbaikan.

Gowa, 28 Februari 2018 M  
12 Jumadil Akhir 1439 H

**DEWAN PENGUJI**  
(SK. Dekan No 503 Tahun 2018)

**Ketua** : Dr. Kamsinah, M.Pd.I  
**Sekretaris** : Sitti Nurpahmi, S.Pd., M.Pd.  
**Munaqisy I** : Dr. H. Nur Asik, M.Hum.  
**Munaqisy II** : Dr. M. Rusdi L., M.Ag.  
**Pembimbing I** : Dra. Hj. St. Azisah, M.Ed.St., P.h.D.  
**Pembimbing II** : Sitti Nurpahmi, S.Pd., M.Pd.

Disahkan oleh:

Dekan Fakultas Tarbiyah dan  
Keguruan UIN Alauddin Makassar



**Dr. H. Muhammad Amri, Lc., M.Ag.**  
30120 200312 1 001



## PERSETUJUAN PEMBIMBING


Pembimbing penulisan skripsi saudara **RUSDI NIM. 20400111106**, mahasiswa Jurusan Pendidikan Bahasa Inggris pada Fakultas Tarbiyah dan Keguruan UIN Alauddin Makassar, setelah dengan seksama meneliti dan mengoreksi skripsi yang bersangkutan dengan judul **“THE EFFECTIVENESS OF USING JIGSAW TECHNIQUE IN TEACHING LISTENING COMPREHENSION AT THE SECOND GRADE STUDENT OF MADRASAH ALIYAH DARUSSALAM PATTALASSANG SINJAI REGENGY”** memandang bahwa skripsi tersebut telah memenuhi syarat-syarat ilmiah dan dapat disetujui untuk diajukan ke sidang munaqasyah.


Demikian persetujuan ini diberikan untuk dipergunakan dan diproses selanjutnya.

Gowa, 31 Juli 2017 M  
7 Dzulkaidah 1438 H

Pembimbing I

Pembimbing II

  
Dra. Hj. St. Azisah, M.Ed.St, Ph.D.  
Nip. 19671231 199303 2 016

  
Sitti Nurpahmi, S.Pd, M.Pd.  
Nip. 19740308 200901 2 003

## ACKNOWLEDGMENT

Firstly, the writer addresses praising to Allah SWT., the almighty god, who has given the writer of this thesis a marvellous opportunity in accomplishing the thesis under the title **“The Effectiveness of Using Jigsaw Technique in Teaching Listening Comprehension at the Second Grade Student of Madrasah Aliyah Darussalam Pattalassang Sinjai Regency”**. Secondly, Shalawat and Salam are always addressed to the last Prophet Muhammad saw. Who has brought us from the darkness to the lightness and from the stupidity to the cleverness.

During finishing this thesis, the writer found many difficulties; however, the writer could finish it till the end. The writer realizes that the paper has a lot of mistakes and weaknesses. Therefore, the writer needs correction and suggestion from the readers for better paper in the future. In addition, the writer would like to say thank you very much for the people for giving the writer spirit and help, so this thesis could be accomplished well. They are as follows:


1. The writer's beloved parents **Jumain** and **Maryam** who always prayed and gave support for the writer until this thesis was completed.
2. **Prof. Dr. H. Musafir Pababari, M.Si.**, as the Rector of Islamic State University of Alauddin (UIN) Makassar for the their valuable support and guidance during research process.
3. **Dr. H. Muhammad Amri, Lc., M.Ag.**, as the Dean of Tarbiyah and Teacher Science Faculty for his valuable support and guidance during research process.

4. **Dra. Hj. St. Azisah, M.Ed.St, Ph.D**, as the first consultant and **Sitti Nurpahmi, S.Pd, M.Pd**, as the second consultant who have patiently suggested, motivated and corrected the writer for the better of this thesis.
5. **Dr. Kamsinah, M.Pd.I**, as the Head of English Education Department and **Sitti Nurpahmi, S.Pd, M.Pd**, as the Secretary of English Education Department of Tarbiyah and Teacher Science Faculty of Islamic State University of Alauddin (UIN) Makassar.
6. All lectures and staffs of English Education Department for their guidance and assistance during the years of the writer's study.
7. **Sitti Nikmah, M.Ag**, as the Leader of Madrasah Aliyah Darussalam Pattalassang Sinjai Regency, the teachers and staffs for their good cooperation. In addition, special thank is addressed for the second grade students of of Madrasah Aliyah Darussalam Pattalassang Sinjai Regency academic year 2016/2017.
8. The writer's classmate's academic year 2011, especially PBI 5 and 6 for their supports, kindness, help and suggestions.

The researcher realizes that this thesis is still far from perfect paper. Therefore, constructive criticism and suggestions will be highly appreciated from all the readers in general.

Gowa, Februari 2017

The Writer



Rusdi  
20400111106



## TABLE OF CONTENTS

|  |     |
|--|-----|
| <b>TITLE PAGE</b> .....  | i   |
| <b>PERNYATAAN KEASLIAN SKRIPSI</b> .....   | ii  |
| <b>PERSETUJUAN PEMBIMBING</b> .....  | iii |
| <b>HALAMAN PENGESAHAN</b> .....  | iv  |
| <b>ACKNOWLEDGMENT</b> .....  | v   |
| <b>TABLE OF CONTENTS</b> .....   | vii |
| <b>ABSTRACT</b> .....  | ix  |
| <b>CHAPTER I INTRODUCTION</b> .....  | 1   |
| A. Background .....  | 1   |
| B. Problem Statements .....  | 4   |
| C. Objective of the Research .....   | 4   |
| D. Significance of the Research .....  | 5   |
| E. Scope of the Research .....   | 6   |
| F. Operational definition of terms .....   | 6   |
| <b>CHAPTER II RELATED LITERATURE OF RIVIEW</b> .....                                 | 7   |
| A. Previous related research findings.....   | 7   |
| B. Some Pertinent Ideas .....  | 8   |
| 1. The Nature of Listening Comprehension.....  | 8   |
| 2. The Process of Listening Comprehension.....                                       | 10  |
| 3. Strategies of Listening Comprehension .....                                       | 12  |
| C. The Concept of Jigsaw Technique .....   | 13  |
| 1. The History of Jigsaw .....   | 13  |
| 2. The Definition of Jigsaw Technique.....   | 14  |
| 3. The Main Concept of Jigsaw Technique in Teaching<br>Listening Comprehension ..... | 14  |
| 4. The Implementation of Jigsaw Technique .....                                      | 15  |
| 5. The Benefit of Jigsaw Technique .....   | 16  |
| 6. The problem with Jigsaw Technique .....   | 17  |
| D. The hypothesis in study .....   | 19  |
| <b>CHAPTER III RESEARCH METHODOLOGY</b> .....  | 20  |
| A. Research Design .....   | 20  |

|  |           |
|--|-----------|
| B. Research Variable.....                          | 20        |
| C. Population and Sample .....                     | 21        |
| 1. Population.....                                 | 21        |
| 2. Sample.....                                     | 21        |
| D. Research Instrument .....                       | 22        |
| E. Technique of The Data Collection .....          | 23        |
| F. The Procedures of the Research .....            | 24        |
| G. <i>Technique of Data Analysis</i> .....         | 24        |
| <b>CHAPTER IV FINDINGS AND DISCUSSION .....</b>    | <b>28</b> |
| A. Research Findings .....                         | 28        |
| B. Interview result.....                           | 36        |
| <b>CHAPTER V CONCLUSIONS AND SUGGESTIONS .....</b> | <b>41</b> |
| A. Conclusions.....                                | 41        |
| B. Suggestions .....                               | 42        |
| <b>BIBLIOGRAPHY .....</b>                          | <b>44</b> |
| <b>APPENDICES</b>                                  |           |

UNIVERSITAS ISLAM NEGERI  
**ALAUDDIN**  
 M A K A S S A R



## ABSTRACT

**Name** : Rusdi  
**Reg. Number** : 20400111106  
**Address** : BTN Paccinnongan Harapan No. 32, Kab. Gowa  
**Title** : “The Effectiveness of Using Jigsaw Technique in Teaching Listening Comprehension at second grade student of Madrasah Aliyah Darussalam Pattalassang Sinjai Regency.  
**Pembimbing I** : Dra. Hj. St. Azisah, M.Ed., St., Ph.D.  
**Pembimbing II** : Sitti. Nurpahmi, S.Pd., M.Pd.

---

The objective of this study was to examine the effectiveness of using jigsaw technique and the students' ability comprehending listening text in teaching listening at second grade student of Madrasah Aliyah Darussalam Pattalassang Sinjai Regency.

This Experimental research was held at MA Darussalam Pattalassang. The population in this research is at second grade student of Madrasah Aliyah Darussalam Pattalassang Sinjai Regency in academic year of 2016/2017. The Number of entire student is 61. The researcher used purposive sampling technique to determine class of research. The subject of the study was the grade XI IPA. There were 20 students in the class.

The writer focusing research in classes one. The first meeting was as experimental class and the second meeting was as control class. The experimental class was taught listening text using Jigsaw technique, whereas the control class was taught listening text without using Jigsaw technique. In analyzing the data, the writer used a quantitative measurement to find the result. The analysis of the data showed that there was a significant difference of the students achievement between experimental class and control class.

Based on this finding, it was suggested that Jigsaw technique can be used by the teachers to improve students' ability in listening text.

Kata kunci : Jigsaw Technique, Listening Comprehension, and Experimental Research

# CHAPTER I

## INTRODUCTION

### A. *Background*

Listening as one of the four language skills is one of the receptive skills. Listening is the language skill which learners usually find the most difficult. They feel under unnecessary pressure to understand every word. They lack vocabularies, trying to work out what a previous word meant, distracted by background noise, or have hearing problems and have low motivation. To achieve the aims related to this skill, the teacher plays an important role. This is a very essential component in communication because we cannot catch someone's idea that is transmitted to us if we do not have a good listening skill. According to Rivers in Sulmiati (2002), we have to spend much of our time through listening activities, he estimates that the time adult spends in communication activities is 45 percent for listening, 30 percent for speaking, 16 percent to reading, and only 9 percent to writing skills. Listening is not only giving passive attention to what is said but also more than that we have to be more active to get the meaning of the spoken language.

Usually, the students feel at a loss when listening to some new texts. Over 50 percent of the students could not understand the meaning of the material after listening the tape for the first time. Expecting them to understand the material, often give them some instructions and to play the tape again, at least three times. Still, at least 20 percent of students might not understand it. Then, the teacher sometimes has to stop the tape to explain the difficult or unfamiliar words and

occasionally he explains material sentence by sentence through the whole text. So, this is a serious problem because some students cannot understand the whole text after listening to it three times in class. Furthermore, the students might gradually lose their self-confidence. When they face to face with English speaking people, they have little confidence in their listening comprehension abilities. Therefore, they may not understand them because they have to battle with the psychological suggestion that they could not understand spoken English.

Listening is the basic language skill in language learning. However, students always think it is difficult to listen well. To foster the students' listening comprehension skills and prepare them as active listeners in language learning is a big challenge. Scholars and researchers have done a lot of research to help students to acquire the skills. However, we cannot rely on some methodologies completely. We might see that apart from the methodologies, we also need to know that we face individual student differences: their learning styles, their backgrounds, and their cultures in learning. In different classrooms, teachers have to adopt different teaching methods to be with their own students. Action research offers an opportunity for classroom teachers to do the research by themselves, improve their teaching, and make adjustments when necessary.

Furthermore, listening may be called the ways of speaking skills since people cannot respond to a speaker unless they understand what they have heard. Many experts of language teaching (Chastain 1976 & Rivers 1997) state that they need to reinforce students listening skills, because it is evident, that many student with good speaking ability but deficient or lack in listening comprehension.



How the students perceive and interact with one another is a neglected aspect of instruction. Much training time is devote to help teachers arrange appropriate interactions between students and materials (i.e., textbooks, curriculum programs, etc.), many time is spent on how teachers should interact with students, but how students should interact with one another is relatively ignored. It should not be, How teachers structure student to student interaction patterns will have a lot to say about how well the students learn, how they feel about school and the teacher or professor, how they feel about each other, and their self-esteem.

There are three basic ways students can interact with each other as they learn. They can compete to see who is "best", they can work individualistically on their own toward a goal without paying attention to other students; or they can work cooperatively with a vested interest in each other's learning as well as their own. Even though these three interaction patterns are not equally effective in helping students learn concepts and skills, it is important that students learn to interact effectively in each of these patterns. Students will face situations where all three interaction patterns are operating, and they will need to be able to be effective in each situation. They also should be able to select an appropriate interaction pattern suited to the situation.

Cooperative learning has been part of the language learning domain for at least two decades. The approach principally aims to enhance the quality of learning by having learners cooperate in small groups or pairs (Fitzgibbon 2001). A cooperative learning method is believed as being able to give chance for student

to be involved in discussion, to stimulate the student's encouragement, critical thinking and to take responsibility of his/her own learning.

Although cooperative learning considers as an active role of students as more important, it does not mean that teacher in the classroom is not participating. In the learning process, teacher has roles as designer, facilitator and guide in the learning process.

Based on the description above, the researcher would research the effectiveness of using jigsaw technique in teaching listening comprehension, in this case was to know the effectiveness of using jigsaw technique in teaching listening comprehension at second grade students of madrasah Aliyah Darussalam Pattalassang Sinjai Regency.

## **B. Problem Statement**

Based on the background above, the writer formulates research question as follow:

“To what extent is the jigsaw technique effective in teaching listening comprehension at the second grade students of Madrasah Aliyah Darussalam Pattalassang Sinjai Regency?”

## **C. Objective of the Research**

Based on the problem statement above this research aims to find out whether the use of jigsaw technique in teaching listening comprehension effective or not at the second grade students of Madrasah Aliyah Darussalam Pattalassang.

#### **D. Significance of this Research**

The significance of this research is expected to be useful for the writer himself and it became a material that is expected to be useful both theoretically and practically, namely;

##### **1. Theoretical significance**

This research is useful theoretically in the framework of the development of science education in general, and English education in particular. The research can add to the treasury of English education in order to improve the quality of English education in schools.

##### **2. Practically significance**

The results of the research on the Effectiveness of Using Jigsaw Technique in Teaching Listening Comprehension can be significance for the school, especially for the education center in the framework of strategic decision making in implementation of English education schools.

The results of this study are expected teacher of English education in school seniors who can develop learning tools especially Jigsaw technique in accordance with the needs of the development of education and learners. And research can be useful for researchers with the same topic as a comparison in the context of development of English education in general, and tools English education tool in particular in accordance with their respective fields of study.



### **E. Scope of the Research**

The problem of this research is limited to the effectiveness of using jigsaw technique in teaching listening comprehension to the second grade students of Madrasah Aliyah Darussalam Pattalassang. The researcher will not take all of the second grade students of Madrasah Aliyah Darussalam Pattalassang, but he only takes three classes as the subject of the research. This process depends on what one knows about the phonological, grammatical, lexical, and cultural systems of a language.

### **F. Operational definition of terms**

#### 1. The Definition of Jigsaw Technique

Jigsaw technique is a cooperative learning technique which demands students to learn in group with 4-6 members' students who have heterogeneous ability and to take responsibility to their own learning.

#### 2. Listening Skill

Listening comprehension is listening with understanding. This research is focus on the listening comprehension of students of MA Darussalam Patalassang Sinjai Regency. Afterwards jigsaw is integrated into the students' listening activity in the class to see its effectiveness in teaching listening comprehension. The teacher play role as facilitator, motivator, and coordinator to help and guide the students (listener) to complete the task. Teacher also have to prepare the materials and make sure that the materials will be understood by the students. And make sure that the classroom situation is calm to do listening activity.

## CHAPTER II

### REVIEW OF RELATED LITERATURE

#### A. Previous Related Research Findings

Many researchers have studies related to this research; QIAO Mengduo & JIN Xiaoling (2010) about jigsaw strategy as a cooperative learning technique: focusing on the language learning reported that jigsaw technique is an effective way to promote student participation and enthusiasm as well as a useful technique for language learners to accomplish learning tasks in the EFL classroom.

Mahnaz Kazemi (2012) about the effect of jigsaw technique on the learners reading achievement: the case of English as L2 reported that 38 participants were exposed to the jigsaw instruction. In the experimental class the students were divided into groups which all had their own reading topic to study. After reading, each home group was split in such a manner that new groups had a single member from each of the old home groups. After the new groups had been assembled, each student in the expert group was responsible for integrating the knowledge of his/her topic into the understanding of the new group he/she was in. After gathering the required data, the results of a paired-samples T-test showed that the students post-test reading scores improved significantly ( $P= 0.000$ ) when compared with their pre-test scores. Implications for teachers and materials developers are suggested. Nurpahmi (2015), states that activating students' prior knowledge can improve students' listening skill.

Based on those findings above, the researcher concluded that the teacher should find out the various and suitable teaching strategies. Jigsaw technique is one of the solutions to break some difficulties in teaching and learning foreign language especially in teaching listening comprehension. Besides that, most of the previous research about teaching listening by using jigsaw technique conducted in term of quantitative method, but in this research the researcher was challenged to use qualitative method which oriented in teaching and learning process instead of the result.

## **B. Some Pertinent Ideas**

### **1. The Nature of Listening Comprehension**

According to Howatt and Dakin (1974), listening is the ability to identify and understand what others are saying. This process involves understanding a speaker's accent or pronunciation, the speaker's grammar and vocabulary, and comprehension of meaning. Therefore, listener is capable of doing these four things simultaneously.

According to Wang (2003) Since listening is the most important component in the five aspects of overall English competence he suggests as listening, speaking, reading, writing and translation, it deserves particular attention. Educators must actively explore the nature and process of listening comprehension and study the theory and methodology of listening comprehension in order to improve listening teaching outcomes and make students recognize that listening comprehension is the crucial aspect of English learning.



From the point of view of constructivist linguistics, foreign language teaching should focus on language form and structure, thus, listening teaching is undertaken in each of the four aspects of language form. When students are taught to understand a passage of text, teachers first let them discriminate between the pronunciation of vowels and consonants, then understand vocabulary, sentences and discourses. The goals of this listening teaching model from the “bottom-up” is to help students understand the meaning of vocabulary by discriminating sounds, to understand sentence meaning, and to monitor and control the meaning of discourses by understanding sentence meaning.

Listening is really active process in which in daily communication the listeners play a very active role in receiving the overall messages from the speakers. Rasyidn in Jamaluddin (2010) writes forward the nature of listening, as follow:

a. Listening is receptive

It means that receiving message from someone else by directing or facing communication.

b. Listening is oral

It refers to incoming message what we usually produced.

Abbot et al, (1981) state that there are some purposes and nature of listening comprehension:

- 1) Giving experience to the learners in listening to a wide variety of language, and different text types.
- 2) Giving training to the learners to listen flexibility.

- 3) Providing a stimulus for other activities.
- 4) Giving opportunities to the learners to interact while listening.

## **2. The Process of Listening Comprehension**

With a greater understanding of language quality and the development of teaching theory, there has been a recognition of the process of listening comprehension as needing greater emphasis.

Listening is an invisible mental process, making it difficult to describe. However, it is recognised by Wipf (1984) that listeners must discriminate between sounds, understand vocabulary and grammatical structures, interpret stress and intonation, understand intention and retain and interpret this within the immediate as well as the larger socio-cultural context of the utterance. Rost (2002) defines listening, in its broadest sense, as a process of receiving what the speaker actually says (receptive orientation); constructing and representing meaning (constructive orientation); negotiating meaning with the speaker and responding (collaborative orientation); and, creating meaning through involvement, imagination and empathy (transformative orientation). Listening, then, is a complex, active processes of interpretation in which listeners match what they hear with what they already know.

There are some principles of listening comprehension, such as:

- a. Focus on process

Listening is not a passive activity. We must do many things to process information that we are receiving.

- 1) Paying attention
- 2) Constructing meaningful messages in the mind by relating what we hear to what we already know (previous knowledge).

So it is very important to design tasks the performance of which show how well the students have comprehended the listening material.

b. Combine listening and speaking

Two problems with the traditional listening classroom:

- 1) No opportunities to practise listening and speaking skills together;
- 2) The questions only test the students, rather than train the students how to listen or how to develop listening strategies.

c. Focus on comprehending meaning

- 1) In the traditional textbooks, the listening exercises are to test the students' memory, not their listening comprehension.
- 2) Psycholinguistic studies have shown that people do not remember the exact form of the message they hear, i.e., they don't remember what they hear word for word; rather, they remember the meaning.

d. Grade difficulty level appropriately

Three factors that may affect the difficulty level of listening tasks:

- 1) Type of language used

- 2) Task or purpose in listening
- 3) Context in which the listening occurs

### **3. Strategies of Listening Comprehension**

Listening strategies are techniques or activities that contribute directly to the comprehension and recall of listening input. Listening strategies can be classified by how the listener processes the input.

Top-down strategies are listener based; the listener taps into background knowledge of the topic, the situation or context, the type of text, and the language. This background knowledge activates a set of expectations that help the listener to interpret what is heard and anticipate what will come next. Top-down strategies include:

- a. listening for the main idea
- b. predicting
- c. drawing inferences
- d. summarizing

Bottom-up strategies are text based in which the listener relies on the language in the message, that is, the combination of sounds, words, and grammar that creates meaning. Bottom-up strategies include:

- a. listening for specific details
- b. recognizing cognates
- c. recognizing word-order patterns

Listening comprehension tends to be an interactive, interpretive process in which listeners use prior knowledge and linguistic knowledge in understanding messages. Listeners use metacognitive, cognitive and socio-affective strategies to facilitate comprehension and to make their learning more effective. Metacognitive strategies are important because they regulate and direct the language learning process. Research shows that skilled listeners use more metacognitive strategies than their less-skilled counterparts (O'Malley & Chamot, 1990, Vandergrift, 1997a). The use of cognitive strategies helps students to manipulate learning materials and apply specific techniques to a listening task. Socio-affective strategies describe the techniques listeners use to collaborate with others, to verify understanding or to lower anxiety.

### **C. The Concept of Jigsaw Technique**

#### **1. The History of Jigsaw**

The jigsaw teaching technique was invented and named in 1971 in Austin, Texas by a graduate professor named Elliot Aronson. Recent desegregation had forced a racial mix on the students of Austin, and many teachers were unable to cope with the turmoil and hostility of the situation (Aronson, 2007).

After studying the problem at the request of the school superintendent, Aronson decided that inter-school competition was leading students to study too much on their own, and was interfering with the idea of a cooperative classroom.

By arranging the students in culturally and racially diverse groups, Aronson and his team of graduate students were able to reduce the divisions



between students. In fact, when one Hispanic boy named Carlos was tormented by his peers for his difficulty with the language, the bullying students were not admonished for their behavior. Instead, they were reminded that the exam was in fifteen minutes, and their sole source of information on the subject was Carlos, the boy they had been harassing. Behavior improved notably and immediately.

## **2. The Definition of Jigsaw Technique**

According to Mahnaz Kazemi (2012) Jigsaw is a kind of cooperative learning task that requires learners to communicate with each other in order to fill in missing information and to integrate it with other information. While QIAO Mengduo & JIN Xiaoling (2010) said that jigsaw is a cooperative learning technique that requires everyone's cooperative effort to produce the final product. Just as in a jigsaw puzzle, each piece-each student's part-is essential for the production and full understanding of the final product. If each student's part is essential, then each student is essential. While according to Aronson (1991), jigsaw simple to use in cooperative strategies work in listening classroom. Jigsaw technique offer the teacher efficient and simple way to teach English listening comprehension in the classroom.

## **3. The Main Concept of Jigsaw Technique in Teaching Listening Comprehension**

Jigsaw listening is the term popularized by "Marion Geddes" and "Gill Sturtridge" to describe an activity in which different students get different information from different listening passages which they then have to share in order to perform some kind of task. In other words three students may each listen

to tape conversation. The conversation they listen to is different in each case this giving each student a different piece of the “Jigsaw”. The student’s then join together to use their piece to put jigsaw together. In many ways the idea is similar to the using video. In this way, we let half the class watches without sound and the rest hears without a picture. They can compare notes and build a complete picture of what happened before watching the video with both picture and sound.

#### **4. The Implementation of Jigsaw Technique**

According to Aronson (2008) there are ten steps which are considered important in the implementation of the jigsaw classroom:

1. Students will be divided into a 5 or 6 person jigsaw group. The group should be diverse in terms of ethnicity, gender, ability, and race.
2. One student should be appointed as the group leader. This person should initially be the most mature student in the group.
3. The day’s lesson will be divided into 5-6 segments (one for each member)
4. Each student will assign one segment to learn. Each student should only have direct access to their own segment.
5. Students should be given time to listen over their segment at least twice to become familiar with it. Students do not need to memorize it.
6. Temporary experts groups should be formed in which one student from each jigsaw group joins other students assigned to the same segment. Students in this expert group should be given time to discuss the main points of their segment and rehearse the presentation they are going to make to their jigsaw group.

7. Students come back to their jigsaw group.
8. Students present his or her segment to the group. Other members are encouraged to ask question for clarification.
9. The teacher needs to float from group to group in order to observe the process. Intervene if any group is having trouble such as a member being dominating or disruptive. There will come a point that the group leader should handle this task. Teachers can whisper to the group leader as to how to intervene until the group leader can effectively do it themselves.
10. A quiz on the material should be given at the end so students realize that the sessions are not just for fun and games, but that they really count.

#### **5. The Benefit of Jigsaw Technique**

Based on Aronson (2000), compared between traditional teaching methods with jigsaw classroom, and the jigsaw classroom has several advantages, such as:

1. Teacher is not the sole provider of knowledge
2. Efficient way to learn
3. Students take ownership in the work and achievement
4. Students are held accountable among their peers
5. Learning revolves around interaction with peers
6. Students are active participants in the learning process
7. Builds interpersonal and interactive skills

## **6. The problem with Jigsaw Technique**

According to Aronson (2008), there are several problems that the teacher faced in the implementation of the jigsaw classroom:

### **a). The Problem of the Dominant learner**

Many jigsaw teachers find it useful to appoint one of the learners to be the discussion leader for each session, on a rotating basis. It is the leader's job to call on learners in a fair manner and try to spread participation evenly. In addition, learners quickly realize that the group runs more effectively if each student is allowed to present her or his material before question and comments are taken. The self-interest of the group eventually reduces the problem of dominance.

### **b). The Problem of the slow learner**

Teachers must make sure that learners with poor study skills do not present an inferior report to the jigsaw group. If this happened, the jigsaw experience might be backfiring. To deal with this problem, the jigsaw technique relies on "expert" groups. Before presenting a report to their jigsaw groups, each learner enters an expert group consisting of other learners who have prepared a report on the same topic. In the expert group, learners have a chance to discuss their report and modify it based on the suggestions of other members of their expert group. This system works very well. In the early stages, teachers may want to monitor the expert groups carefully, just to make sure that each learner ends with an accurate report to bring to her or his jigsaw group. Most teachers find that once the expert groups get the hang of it, close monitoring becomes unnecessary.

### **c). The Problem of Bright Learners Becoming Bored**

Boredom can be a problem in any classroom, regardless of the learning technique being used. Research suggests, however, that there is less boredom in jigsaw classrooms than in traditional classrooms. Youngsters in jigsaw classes report liking school better, and this is true for the bright learners as well as the slower learners. After all, being in the position of a teacher can be an exciting change of pace for all learners. If bright learners are encouraged to develop the mind set of "teacher," the learning experience can be transformed from a boring task into an exciting challenge. Not only does such a challenge produce psychological benefits, but the learning is frequently more thorough.

d). The Problem of Students Who Have Been Trained to Compete

Research suggests that jigsaw has its strongest effect if introduced in elementary school. When children have been exposed to jigsaw in their early years, little more than a "booster shot" (one hour per day) of jigsaw in middle school and high school is required to maintain the benefits of cooperative learning.

What if jigsaw has not been used in elementary school? Admittedly, it is an uphill battle to introduce cooperative learning to 16-year olds who have never before experienced it. Old habits are not easy to break. But they can be broken, and it is never too late to begin. Experience has shown that although it generally takes a bit longer, most high school learners participating in jigsaw for the first time display a remarkable ability to benefit from the cooperative structure.



#### **D. The hypothesis in study**

The research is to answer the question of “is there any significant difference on students listening achievement by using jigsaw technique?”

To get the answer of the question above, the write proposes alternative hypothesis (Ha) and null hypothesis (Ho) as follows:

Ha: There is significant difference between the students listening comprehension achievement who taught by using jigsaw technique

Ho: There is no significant difference between the students listening comprehension achievement who taught by using jigsaw technique



### CHAPTER III

### RESEARCH METHOD

#### A. Research Design

In this research, the researcher employed quantitative method with a experimental research type, one group pre-test and post-test design. According to Guy (1981), this design involves one group, which is pre-test ( $O_1$ ), then exposed to treatment ( $X$ ), and post-test ( $O_2$ ).

The formula is presented as follows:



Where:

$O_1$  : pre-test

$X$  : treatment

$O_2$  : post-test

(sugiyono, 2013)

#### B. Research Variable

In this research, the writer chooses quantitative research that includes two or more variables, here; the writer decides two variables of the research entitled “the effectiveness of jigsaw method towards students” listening skills at the second grade students of Madsah Aliyah Darussalam Pattalassang in 2016/2017 academic year”.

This topic consists of two variables, independent and dependent variables.

a. Independent Variable

Referring to the topic of the research, the independent variable is “the effectiveness of jigsaw technique”.

b. Dependent Variable

Referring to the topic of the research, the dependent variable is students’ “listening skills”.

**C. Population and Sample**

**a. Population**

Suharsimi Arikunto (2006), Population is all of the research of subject. The population in this research is second grade of Madrasah Aliyah Darussalam Pattalassang. The number of the entire students is 61. The population of the research was distributed as follow:

| No           | Class   | Number of student |
|--------------|---------|-------------------|
| 1            | XIa IPS | 21                |
| 2            | XIb IPS | 20                |
| 3            | XI IPA  | 20                |
| <b>Total</b> |         | <b>61</b>         |

**b. Sample**

Sugiarto (2003), is some of chosen population using certain procedure so that can be expected to represent its population. Sampling is the process done to

choose and take sample correctly from population so that it can be used as valid representative.

In selecting the sample, the writer used random sampling. Arikunto (2006) state if the population is more than 100 persons, the writer may take 10-15% or 20-25% or more from population. Therefore, the writer take one class represent because less than 100 persons

The research is an experimental research, so the researcher needs to take one classes that will be an experimental and control class as the sample from three classes of the population. To determine the one classes, the researcher used purposive sampling technique. This technique was done by taking the subject/sample which is not based on strata, random or area but it is based on the consideration of a certain purpose. The consideration that the researcher tried to complete in preliminary research was the sample that will be chosen has to be homogeny, so that the research will be a good and valid research. Because we know that something that can be compared is something that has the similar characteristic. The researcher took class XI, because these class gained average achievements and considered as homogeneous class and Each class consisted of 20 students.

#### **D. Research Instrument**

##### **1. listening Test**

In this listening test, students had been asked to write what they have heard. The writing test had been used to get data about the students' listening ability. The test will be given before treatment what we called pre-test. At the end of each

meeting a test also would be given. Then, at the end research a test will be given again as the evaluation test.

## 2. Interview

In addition to observation, in more deep interviews with the subjects were conducted to get more data. Gay (2006) notes the purpose of interviewing is to find out what is in and on someone else's mind. The researcher interview people to find out from them some things that we cannot directly observe. In this stage, the researcher asked the questions which are related to the objective of the research.

### **E. Technique of The Data Collection**

There are several instruments can be used by researcher to get the data from the respondents. In this research, the writer uses test to measure the students' listening skills as the instrument to get data. Arikunto (2006) defines "test is the series of questions or exercises and other tools which are used for measure skills, knowledge of intelligence, ability or talent which is owned by individual or group". There are some kinds of test such as; personality test, aptitude test, intelligence test, attitude test, and achievement test, etc. To collect the data, the writer gives the achievement test to the sample of the research. The writer gives questions for listening skills test to the students in the multiple choices form which four options. Each answer will be scored one until four. The provided time for test is 30 minutes.



## F. The Procedures of the Research

The writer does the following procedures in collecting the data needed:

1. Teaching using jigsaw technique at experimental class
  - a) Presenting pre-test
  - b) Presenting jigsaw technique (treatment)
  - c) Presenting post-test
2. Teaching using inquiry technique at control class
  - a) Presenting pre-test
  - b) Presenting inquiry technique (treatment)
  - c) Presenting post-test
  - d) Calculating the data
  - e) Analyzing the data.
  - f) Drawing conclusion and making the report

## G. Technique of Data Analysis

Before analyzing the data using T-Test, the writer also investigates the mean and standard deviation of the student listening skills by the formula as follows;

### 1. Mean

Surjono (1999) states that “the mean is the total of the score divided by total the number of tested”. To find the mean of X variable, the writer uses the following formula according to Burns (1996):

$$\bar{X} = \frac{\sum X}{N}$$

Where:

$\bar{X}$  = Mean

$\sum X$  = the sum of the gain result

N = the number of score

## 2. Standard Deviation

Standard deviation is the square of the variance. Riduan (2003) states “the standard deviation is a value which shows level (degree) group variation data or standard measure of deviation from its mean”.

The formula of standard deviation, as follows:

$$SD = \sqrt{\sum x^2 - \frac{(\sum x)^2}{N}}$$

Where:

SD = Standard Deviation

$\sum X^2$  = The sum of all the square

N = The total number of students

(Arikunto 2006)

3. At finding out the difference between pre-test and post-test mean score (test of significance), the researcher will calculate it by using the following formula:

$$t = \frac{MX - MY}{\sqrt{\left(\frac{\sum x^2 + \sum y^2}{Nx + Ny - 2}\right) \left(\frac{1}{Nx} + \frac{1}{Ny}\right)}}$$

Where,

$M_y$  = mean of experimental class

$M_x$  = mean of control class

$N$  = number of sample

$X$  = deviation of x

$Y$  = deviation of y

Arikunto (2006)

4. The degree of freedom:

$$df = ( N_e + N_c - 2 )$$

where :

$df$  = degree of freedom

$N_e$  = the number of experimental group

$N_c$  = The number of control class

With the hypothesis statistic as follows:

If  $t\text{-calculation} > t\text{-table}$ :  $H_0$  rejected and  $H_a$  accepted

If  $t\text{-calculation} < t\text{-table}$ :  $H_0$  accepted and  $H_a$  rejected

5. In classifying the students' score, the researcher based on the following criteria :

**Table 1.1**

**Classification of the students' score**

| <b>NO</b> | <b>CLASSIFICATION</b> | <b>SCORE</b> |
|-----------|-----------------------|--------------|
| <b>1</b>  | Excellent             | 81-100       |
| <b>2</b>  | Very good             | 61-80        |
| <b>3</b>  | Good                  | 41-60        |
| <b>4</b>  | Average               | 21-40        |
| <b>5</b>  | Bad                   | 20           |

## CHAPTER IV

### FINDINGS

This chapter specifically shows the findings and the discussion of the research. The findings relate to the data description of pre-test and post-test that has been analyzed, and the discussion is about the result of interpretation made by the researcher based on the findings of the data.

#### A. *Research Findings*

##### 1. The data findings of pre-test (experimental class) scores

After taking the data through speaking test which was distributed before serving the treatment in several meetings, the researcher calculated the scores. Afterwards the researcher found the frequency of the scores and classified them into some categories. The classification of students' pre-test scores is presented in the table 1.5 below.

UNIVERSITAS AL-ALFIDYUN NEGERI  
**Table 1.2**  
**The students' score of experimental class (X)**

| No | Pre-test score<br>(X1) | Post-test score<br>(X2) | Gained (d) score |
|----|------------------------|-------------------------|------------------|
| 1  | 20                     | 30                      | 10               |
| 2  | 40                     | 50                      | 10               |
| 3  | 40                     | 60                      | 20               |
| 4  | 50                     | 60                      | 10               |



|                            |            |             |             |
|----------------------------|------------|-------------|-------------|
| 5                          | 50         | 50          | 0           |
| 6                          | 40         | 50          | 10          |
| 7                          | 40         | 60          | 20          |
| 8                          | 30         | 50          | 20          |
| 9                          | 50         | 50          | 0           |
| 10                         | 20         | 20          | 0           |
| 11                         | 30         | 40          | 10          |
| 12                         | 20         | 20          | 0           |
| 13                         | 60         | 70          | 10          |
| 14                         | 40         | 40          | 0           |
| 15                         | 40         | 50          | 10          |
| 16                         | 40         | 50          | 10          |
| 17                         | 20         | 30          | 10          |
| 18                         | 20         | 30          | 10          |
| 19                         | 50         | 70          | 20          |
| 20                         | 30         | 50          | 20          |
| <b><math>\Sigma</math></b> | <b>720</b> | <b>930</b>  | <b>250</b>  |
| <b>Mean</b>                | <b>36</b>  | <b>46.5</b> | <b>12.5</b> |

## 2. The data description of post-test (controlled class ) scores

Like the data findings of pre-test that the researcher has shown above, the conductor of this study also provides the data sketch of post-test, and the scores were processed in the like manner. The classification of students' post-test scores is presented in the table 1.6 below.

**Table 1.3**

**The students' score of controlled class (Y)**

| No | Pre-test score<br>(y1) | Post-test score<br>(y2) | Gained (d) score |
|----|------------------------|-------------------------|------------------|
| 1  | 30                     | 30                      | 0                |
| 2  | 30                     | 40                      | 10               |
| 3  | 40                     | 50                      | 10               |
| 4  | 50                     | 50                      | 0                |
| 5  | 50                     | 50                      | 0                |
| 6  | 40                     | 50                      | 10               |
| 7  | 40                     | 50                      | 10               |
| 8  | 40                     | 50                      | 10               |
| 9  | 30                     | 30                      | 0                |
| 10 | 20                     | 30                      | 10               |
| 11 | 40                     | 40                      | 0                |
| 12 | 20                     | 40                      | 20               |
| 13 | 50                     | 50                      | 0                |

|                            |             |            |            |
|----------------------------|-------------|------------|------------|
| 14                         | 40          | 40         | 0          |
| 15                         | 40          | 50         | 10         |
| 16                         | 40          | 50         | 10         |
| 17                         | 30          | 50         | 20         |
| 18                         | 30          | 40         | 10         |
| 19                         | 50          | 60         | 10         |
| 20                         | 40          | 40         | 0          |
| <b><math>\Sigma</math></b> | <b>750</b>  | <b>900</b> | <b>140</b> |
| <b>Mean</b>                | <b>37.5</b> | <b>45</b>  | <b>7</b>   |

After having the description of the two findings above, both in pre-test and post-test, significant difference of the rate percentage of a number of students in each category is clearly showed on the tables above.

For more obvious, the significant difference of the rate percentage of the quantity of students in each category can be seen in the following table 1.7 below.

UNIVERSITAS ISLAM NEGERI  
**ALAUDDIN**  
 M A K A S S A R

**Table 1.4**  
**The comparison score between student in experiment class and student in control class**

| No          | students      | students     | X          | Y          | $x^2$       | $y^2$       |
|-------------|---------------|--------------|------------|------------|-------------|-------------|
|             | X             | Y            |            |            |             |             |
| 1           | 1             | 1            | 10         | 0          | 100         | 0           |
| 2           | 2             | 2            | 10         | 10         | 100         | 100         |
| 3           | 3             | 3            | 20         | 10         | 400         | 100         |
| 4           | 4             | 4            | 10         | 0          | 100         | 0           |
| 5           | 5             | 5            | 0          | 0          | 0           | 0           |
| 6           | 6             | 6            | 10         | 10         | 100         | 100         |
| 7           | 7             | 7            | 20         | 10         | 400         | 100         |
| 8           | 8             | 8            | 20         | 10         | 400         | 100         |
| 9           | 9             | 9            | 0          | 0          | 0           | 0           |
| 10          | 10            | 10           | 0          | 10         | 0           | 100         |
| 11          | 11            | 11           | 10         | 0          | 100         | 0           |
| 12          | 12            | 12           | 0          | 20         | 0           | 400         |
| 13          | 13            | 13           | 10         | 0          | 100         | 0           |
| 14          | 14            | 14           | 0          | 0          | 0           | 0           |
| 15          | 15            | 15           | 10         | 10         | 100         | 100         |
| 16          | 16            | 16           | 10         | 10         | 100         | 100         |
| 17          | 17            | 17           | 10         | 20         | 100         | 400         |
| 18          | 18            | 18           | 10         | 10         | 100         | 100         |
| 19          | 19            | 19           | 20         | 10         | 400         | 100         |
| 20          | 20            | 20           | 20         | 0          | 400         | 0           |
|             | <b>N2= 20</b> | <b>N1=20</b> | <b>200</b> | <b>140</b> | <b>3000</b> | <b>1800</b> |
| <b>Mean</b> |               |              | <b>10</b>  | <b>7</b>   |             |             |

### 3. The data description of standard deviation of Experimental Class and control class.

#### ➤ The standard deviation of Experimental Class

$$\begin{aligned}
 SDy &= \sum x^2 - \frac{(\sum x)^2}{N} \\
 &= 3000 - \frac{200^2}{20} \\
 &= 3000 - \frac{40.000}{20} \\
 &= 3000 - 2000 \\
 &= 1000
 \end{aligned}$$

#### ➤ The standard deviation of control class

$$\begin{aligned}
 SDy &= \sum y^2 - \frac{(\sum y)^2}{N} \\
 &= 1800 - \frac{140^2}{20} \\
 &= 1800 - \frac{19.600}{20} \\
 &= 1800 - 980 \\
 &= 820
 \end{aligned}$$

### 4. The data findings of significant difference between pre-test and post-test scores

Finding the pre and post-test scores and the mean score and standard deviation are not enough either to test the hypotheses precisely or to answer the question whether or not jigsaw technique is effective to improve the students' listening ability. To find it, the researcher must find the t-table value for level of

significance (D) = 0.05 and t-test value by utilizing the following patterns, and then the two values are compared: The pattern of t-table value for level of significance (D) = 0.05

a) Degree of freedom (df) = (Ne + Nc - 2)

$$\begin{aligned} Df &= 20+20-2 \\ &=38 \end{aligned}$$

b) The pattern of t-test value

$$\begin{aligned} t &= \frac{MX - MY}{\sqrt{\left(\frac{\sum x^2 + \sum y^2}{Nx + Ny - 2}\right) \left(\frac{1}{Nx} + \frac{1}{Ny}\right)}} \\ &= \frac{10 - 7}{\sqrt{\left(\frac{1000 + 820}{20 + 20 - 2}\right) \left(\frac{1}{20} + \frac{1}{20}\right)}} \\ &= \frac{3}{\sqrt{\left(\frac{1820}{38}\right) \left(\frac{2}{20}\right)}} \\ &= \frac{3}{\sqrt{4.8}} \\ &= \frac{3}{2.2} \\ &= 1.36 \end{aligned}$$

According to the data above, T-value is 0.44 and degree of freedom in this study is 38. In this case, the writer determines the t-critical value based on two tailed test. It is 1.36 on 5% level of significant.  $1.30 < 1.36$  it means that t-value is higher than t-table on 5% of level significant. So that, Ha is accepted and Ho is rejected. In conclusion, the writer concludes that teaching reading using jigsaw



technique is relative effective. Finally jigsaw technique is able to help student in improving their

After analyzing the data by using those patterns above, the researcher found that t-test value is 1.36, while t-table value is 1.30 based on distribution t-table (See Appendix G).

For more obvious, t-table and t-test value can be seen in the following table 1.8 below.

**Table 1.9**

| t-test value | t-table value |
|--------------|---------------|
| 1.36         | 1.30          |

So that,  $H_a$  is accepted and  $H_0$  is rejected. In conclusion, the write concludes that teaching listening using jigsaw technique is relative effective. Finally jigsaw technique is able to help student in improving the listening skill.

However, having such conclusions made by the researcher about the data finding of pre-test and post-test scores and the mean scores and standard deviation of the two tests explained in previous paragraph are not enough to test the hypotheses and to answer the research question and not the final result.

Yet, to test the hypotheses and to answer the researcher question, the researcher must compare t-table value with t-test value. As the table 1.8 described previously, t-test value was higher than t-table value;  $1.30 < 1.36$ . This means that the null hypothesis ( $H_0$ ) was rejected and alternative hypothesis ( $H_1$ ) was accepted. Therefore, after testing the hypothesis, the answer of research's question and the final result of this study, as alternative accepted hypothesis ( $H_1$ ) cited, is

that jigsaw technique is effective to improve the students' listening ability of second grade at Madrasa Aliyah Darussalam Patalassang.

The result of the researcher's study is in line with the result of other previous related research findings. Two of them are a research which was conducted by Amirullah (2002) and by Rahman (1995). Amirullah (2002), Found that using pictures in pair activities improved students' speaking skill significantly. The scores of the post – test was greater than the scores of pre-tests. The result showed that using pictures in pair work activities improved the students' speaking skill. Then, Rahman (1995) found that the students of English department of IKIP Ujung Pandang academic year 1994/1995 were very interested in studying speaking through oral communicative activities.

### **B. Interview result**

The researcher interviewed four students, which the total students in accelerated class are 20 students. From the interview questions for the students, the researcher found the positive perception of students toward the use of jigsaw technique in teaching listening comprehension. From four interviewed students, they all like the way of teacher in teaching English listening comprehension. They thought that through discussion or presentation, they could be stimulated to use English. All of five said that they need more practical methods than theory of English. In addition, they like when their class run with English communication during the class. However, some students said that discussion, presentation, or direct interaction done by the teacher needed to be improved, because sometimes not all students participated well in those activities. As a suggestion, the

interviewed students hoped that there would be more interesting variety of teaching activities in English listening comprehension.

The findings below are interview results with the students of second grade of MA Darussalam Patalassang, the researcher found that:

When the researcher asked about “What do you think about the teaching techniques that the teacher use when teaching listening in addition to techniques of learning in group like jigsaw technique?” The first student said the teacher sometimes apply an individual learning technique for example, listening to a tape that was played by the teacher. The second student said the teacher sometimes do many kinds of teaching techniques such as; doing a question and answer, or commonly held to express our assessment of teacher’ teaching style, is it difficult or easy to accept by the students, so if there is not yet understood, the teacher will be discussed again. The third student said that the teaching techniques are often used by the teachers in addition to learning techniques in a group which is to study individually, such as those used most of the teachers. The fourth student said that the teacher commonly used individual teaching techniques, the teacher give some questions to the students and students have to present the answer is in front of the classroom so other students can try to find answers without relying on others.”

Based on the first question above the researcher found that most of the students almost the same answers, their responses indicated learning techniques that teachers sometimes used in addition to a group learning technique is a technique that emphasizes the learning of individual students. Such as providing a direct

questions to every student, students express opinions about the subject or anything else, and teacher also playing listening text which is done individually. The researcher found these things hard to improve students' listening skills because it is a burden some students who feel depressed when they have to listen to test it by myself.

The second question was “What do you think about learning technique in a group?” The first student said that she thinks as a group learning techniques can give a good impact to the students but there are some students who only rely on a their friend who is cleverer in English, so it has positive and negative impacts on students. The second student said that she thinks using the techniques of learning as a group will be much easier for individual expression and will enhance cooperation among the students to get the best results or answers. The third student said that she think learning in a group is great because we can exchange opinions with a group of friends in addition we can also work together to allow viewing ability, seriousness, or the activity of each member of the group. The fourth students said that he thinks learning in a group also can be spelled either because usually the students will be more relaxed in the learning process because he can ask his friends if there are questions that are considered difficult.

Based on the second question above the researcher found that almost all students assess group learning was very good to improve their skills, especially in listening comprehension lessons. According to one of the students to learn in groups that have positive and negative impact on students, the positive is to improve students' skills, while the negative effects sometimes there are some

students who can only rely on their friends. Learning in groups can also help students who are sometimes difficult to express their opinion, other than that they could improve cooperation among groups of friends. Eventually, this type of learning can be said to be good because in it the students feel more comfortable when learning.

The third question was “In your opinion, does the use of group learning technique can improve students’ listening skill? The first student said well, because study in a group we can discuss with friends to determine the correct answer. The second student answer indicates that she doubt that learn in group can improve her ability, can improve students' listening skills by studying in group because it can motivate students to be more active in learn, focused and relaxed to the lesson and why I said cannot improve students' listening skills because there are students that when working within a group can only rely on his ability not want to try, just relax. The third student said about improving the students listening ability depends on the student's own self. But the group could at least ease the learning for students because they can exchange opinions. The fourth student said a group learning techniques cannot improve one's listening because students will be accustomed to rely on a friend in whom we know is listening to rely on yourself.

Based on the third question above the researcher found that if we return to the basic principles of learning as a group, the students consider studying in groups could improve their English language skills and especially their listening ability. It could happen if all the group members are aware of their roles and

especially try to not always rely on smart students in that group. So, the main reason for this learning technique can improve the ability of students is a learning atmosphere that is created when studying in groups is much more casual and relaxed so that it can boost the students' motivation to learn which is an important aspect in the learning process. Because students who learn in a calm and unstressed conditions will be more receptive to the lessons. The teacher's role in this regard is how to accommodate the listening material that given to the students is not difficult to interact with another members in their group and especially how to guide the course of the discussion so that all students have equal opportunity in expressing their opinions, and make sure the students understand what they do, it can be measured by giving the task or question at the end of the discussion.



## Chapter V

### CONCLUSION AND SUGGESTION

This chapter consists of conclusion of the research and the researcher's suggestion based on the result of the research.

#### A. Conclusion

Listening comprehension is one of four English basic language skill that student feel difficult to learning because in learning comprehension student not only have to read the passage but also have to understand about to contents of the passage. In this case, the teacher has to know many methods to teach English especially teaching listening comprehension in order to make the student master the English easily.

After testing the hypothesis, the answer of research's question and the final result of this study, the researcher compare t-table value with t-test value. As the table 1.8 described previously, t-test value was higher than t-table value;  $1.30 < 1.36$ . This means that the null hypothesis (H<sub>0</sub>) was rejected and alternative hypothesis (H<sub>1</sub>) was accepted. Therefore, after testing the hypothesis, the answer of research's question and the final result of this study, as alternative accepted hypothesis (H<sub>1</sub>) cited, that Jigsaw tehniqe is a teaching technique that is effective in teaching English listening comprehension. It makes students have responsibility to teach each other. It means that the students become teachers for their teammates.

Based on the result of data analyses and finding in the previous chapter, the researcher comes with the following conclusion:



The use of jigsaw technique in increasing students' listening comprehension skill has been proven to be effective for all types of students. Through jigsaw technique, the students benefited from the cooperative learning approach. It also fosters the interest of students, arouses their motivation, increases enjoyment of the learning experience, explores students' skills, and definitely improves their listening ability. What's more, jigsaw technique embodies a learner-centered, teacher-facilitated, positive independent communication. In fact, the more diversity in a team, the higher the benefits for each student. Peers learn to depend on each other in a positive way for a variety of learning tasks. So, it is safe to say that jigsaw technique is one of the most effective ways of teaching English.

### **B. Suggestions**

The writer would like to give some suggestions that might be useful in applying the jigsaw technique, as follows:

1. The teacher can use jigsaw technique in teaching English in order to make the students motivated in joining the lesson and to help them understand the text easier.
2. It is important for the teachers to learn how to enhance their ability in teaching and to establish a good atmosphere in the class, so that the students become involved and motivated during the teaching learning process. They should create an enjoyable situation of teaching learning process in order to improve the students' braveness in sharing and asking their opinions about the English learning. Using jigsaw technique is one of the ways to create that situation.

3. The students should be more active to practice their English ability. Using jigsaw technique is one of alternative ways that can be chosen by them since jigsaw technique provides opportunities to the students to be active in the class because they can share ask and discuss their opinions about the materials to their group mates and teacher. By discussing their materials, they can help each other with their friends to understand more about the materials.
4. The teacher should use jigsaw technique in teaching listening comprehension because the research has proved that jigsaw technique is an effective technique in teaching listening comprehension.
5. In grouping student in jigsaw technique, the group should be heterogenic based in students' ability, gender or background. And teacher also has to pay more attention to the student to make sure that every student does their rule correctly and understand about the important of his part in the group. The student should remember their rule that had been given by teacher.
6. The teacher should have a good preparation about the teaching process, teacher should divides every material that being teaching into a few parts and used the time accurately, teacher should the determining about how long the time that will use to grouping the students, distribute the material, discuss in the expert group and discuss in home group. Because in jigsaw technique every group is given different part of a same material so they have to use the time accurately.
7. The teacher has to control the learning process carefully, to make sure that the students don't go out of material.

## BIBLIOGRAPHY


- Abbot, Gerry, and Wingard. *The Teaching of English an International Languages*. A practical guide. Colin Glasgon and London. 1981.
- Amirullah (2002). *Improving English Speaking Skill of the Second Year Student SMU Negeri Parepare Using Pictures in Pair Actitivities*. Unpublished Thesis. Makassar: UNM.
- Arikunto, Suharsimi. *Prosedur penelitian Suatu Pendekatan Praktik*. Jakarta: PT Rineka. 2006.
- Aronson, E. *How to Build a Better Education System : Jigsaw Technique Online* 2007. (<http://www.psychologymatters.org/jigsaw.html>).
- Aronson, E. *How to change Behaviour*. In R. Curtiz and G. Stricker (eds.), *How People Change: Inside and outside therapy*. New York : Plenum. 1991.
- Aronson E. *Jigsaw Classroom*. 2000. <http://www.jigsaw.org/index.html>.
- Aronson, E. *The Social Animal (10<sup>th</sup> ed)*. New York : Worth/ Freeman. [Translated into 14 foreign languages]. 2008.
- Aronson, E. *Jigsaw Classroom*. 2008. (<http://www.jigsaw.net>).
- Bungin Burhan, M. *Metodologi Penelitian Kuantitatif: Komunikasi, Ekonomi dan Kebijakan Publik Serta Ilmu-ilmu Sosial Lainnya*, (Jakarta: Kencana, 2006).
- Chastain,K. *Developing Second Language Skill; theory to Practice*.Third Edition. New York: McNally College Publishing.1976.
- Fitzgibbon, L. Cooperative learning in the EFL context. *The English Connection*, September 5 (5): 6–8. 2001.

- Gay, L. R. *Educational Research: Competences for Analysis & Application*. Columbus, Toronto, London, Sydney: Charles E Merrill Publishing Co. A Bell & Howell Company. 1981.
- Gay, L. R. and Mills, Geoffrey E., Airasian, Peter. (). *Educational Research: Competencies for Analysis and Application*. Eight Edition. New Jersey: Pearson Prentice Hall. 2006
- Guo, N. and Robin W., (1952). *An Investigation of Factors Influencing English Listening Comprehension and Possible Measures for Improvement*. China: Shanxi University of Finance and Economics. Australia: University of Tasmania.
- Howatt, A. and Dakin, J. *Language Laboratory Materials*, ed. J.P.B. Allen, S.P.B. Allen, and S.P. Corder. 1974.
- Ika Kusriani. *Using Jigsaw Technique To Improve Reading Comprehension Skill at the Eight Grade Students Of Smpn 3 Mlati*. Universitas negeri Yogyakarta (UNY). Yogyakarta. 2013.
- Jamaluddin, M. F. *The Use of Language Laboratory in Teaching Listening Comprehension To Students of SMP 8 Makassar*. [Bachelor degree thesis]. Makassar: Universitas Negeri Makassar. 2010.
- Kazemi mahnaz. *The Effect of Jigsaw Technique on the Learners' Reading Achievement: The Case of English as L2*. University of Guilan, Iran. 2012.
- Krashen, S. D. *The Input Hypothesis: Issues and Implications*. Harlow: Longman. 1985
- Megasari Nurul Inayah. *The Effectiveness of Jigsaw Technique in Improving Students' Reading Comprehension at The Eighth Grade of SMP Islam Parung*. UIN "syarif hidayatullah". Jakarta 2011s

- Nunan, David. *Research Method in Language Learning*, (Cambridge: Cambridge University Press, 1992).
- Nurpahmi. S. Improving listening skill by activating students' prior knowledge. *Eternal*. Vol.1 No.1. 2015
- O'Malley, J. M. & Chamot, A. U. *Learning strategies in second language acquisition*. New York: Cambridge University Press. 1990.
- QIAO Mengduo & JIN Xiaoling. *Jigsaw Strategy as a Cooperative Learning Technique: Focusing on the Language Learners*. Harbin Institute of Technology. China. 2010.
- Rahman (1995). *Teaching Speaking Through Oral Communicative Activities*. Unpublished thesis. Ujung Pandang: FPBS IKIP Ujung Pandang.
- Riduan. *Dasar-Dasar Statistika*, Bandung; Alfabeta. 2003.
- Rost, M. *Teaching and Researching Listening*. London, UK: Longman
- Sugiarto. *Teknik Sampling*. Jakarta. Gramedia Pustaka Utama. 2003.
- Sugiono. *metode penelitian kuantitatif, kualitatif dan R&D*. Bandung. Penerbit Alfabet. 2013.
- Sukirman. *The Ability of the Fifth Semester Students of English Language and Literature Departement at Alauddin State Islamic University in analyzing Sentences of reading Text using Cooperative Learning*. Thesis. Makassar. UIN Alauddin.2010.
- Thomlison, T. D. *Relational Listening: Theoretical and Practical Considerations*. Paper presented at the Annual Meeting of the 5<sup>th</sup> International Listening Association. 30PP. [ED 257-165]. 1984.
- Ur, P. *Teaching listening comprehension*. New York: Cambridge University Press. 1984.

Wang, S. *The theory and methods on English listening teaching*.  
2003. <http://www.ew.com.cn/yynl.tlnl.Ca7440.htm>

Wipf, J. *Strategies for Teaching Second Language Listening Comprehension*.  
Foreign Language Annuals 17:345-480. 1984.







**YAYASAN DARUSSALAM PATALASSANG**  
**MADRASAH ALIYAH (MA) DARUSSALAM PATALASSANG**  
*Jl. Bonto Sugi Desa Patalassang, Kec. Sinjai Timur, Kab. Sinjai KP 92671*

**SURAT KETERANGAN IZIN PENELITIAN**

**Nomor : 215 /MA-DS/STM/X/2016**

Berdasarkan surat nomor 05458/22/02/BPM-PP/X/2016 tertanggal 03 Oktober 2016, perihal izin penelitian. Sehubungan dengan hal tersebut maka kami memberikan izin kepada:

Nama : Rusdi  
NIM : 20400111106  
Program Studi : Pend. Bahasa Inggris  
Judul Skripsi : THE EFFECTIVENESS OF USING JIGSAW TECHNIQUE  
IN TEACHING LISTENING COMPREHENSION AT THE  
SECOND GRADE STUDENT OF MADRASAH ALIYAH  
DARUSSALAM PATALASSANG SINJAI REGENCY

Untuk melaksanakan penelitian di MA Darussalam Patalassang terhitung mulai tanggal 23 September 2016 s/d 23 November 2016.

Demikian surat keterangan izin penelitian ini diberikan kepada yang bersangkutan untuk dipergunakan sebagaimana mestinya.

UNIVERSITAS ISLAM NEGERI

Patalassang, 05 Oktober 2016

MAKASSAR  
MADRASAH ALIYAH  
DARUSSALAM PATALASSANG



**Dra. SE. Memah S**

NIP. 19681231 199703 2 008



Nomor : T. 1/ TL.00/5856/2016 Samata, 19 September 2016  
Sifat : Biasa  
Lamp : 1 (satu) Rangkap Draft Skripsi  
Hal : Permohonan Izin Penelitian Menyusun Skripsi  
Kepada Yth.  
Gubernur Provinsi Sulawesi Selatan  
u.p. Kepala UPT Pelayanan Perizinan Provinsi Sulawesi Selatan  
Di Tempat

*Assalamu Alaikum Wr. Wb.*

Dengan hormat disampaikan bahwa mahasiswa Universitas Islam Negeri Alauddin Makassar dengan identitas di bawah ini:

Nama : Rusdi  
NIM : 20400111106  
Semester/TA : XI/2016/2017  
Fakultas/Jurusan : Tarbiyah dan Keguruan/ Pendidikan Bahasa Inggris  
Alamat : Samata Gowa

bermaksud melakukan penelitian dalam rangka penyusunan skripsi sebagai salah satu syarat untuk memperoleh gelar Sarjana Pendidikan (S.Pd.) dengan judul skripsi:

***"The Effectiveness of Using Jigsaw Technique in Teaching Listening Comprehension at the Second Grade Students of Madrasah Aliyah Darussalam Pattalassang Sinjai Regency"***.

Dengan Dosen Pembimbing:

1. Dra. Hj. St. Azizah.Pd., M.Pd.

Untuk maksud tersebut, kami mengharapkan kiranya kepada mahasiswa tersebut dapat diberi izin untuk melakukan Penelitian di MA Darussalam Pattalassang Kab. Sinjai dari Tanggal 19 September 2016 s.d. 19 November 2016.

Demikian surat permohonan ini dibuat, atas perhatian dan kerjasamanya diucapkan terimakasih.

Wassalam

A.n. Rektor

Dekan //



*Amri*  
Dr. H. Muhammad Amri, Lc., M.Ag.  
NIP. 19730120 200312 1 001

Tembusan:

1. Rektor UIN Alauddin Makassar sebagai laporan
2. Mahasiswa yang bersangkutan
3. Arsip

## DAFTAR RIWAYAT HIDUP



**RUSDI**, lahir di Sinjai, pada tanggal 01 maret 1990 merupakan anak ke dua dari lima bersaudara dari pasangan bapak Jumain dengan ibu Riang. Jenjang pendidikan yang ditempuh mulai dari Sekolah Dasar Negeri (SDN) 161 Barae Desa Biroro pada tahun 2004

kemudian melanjutkan jenjang pendidikan di Sekolah Menengah Pertama (SMP) Negeri 2 panaikang pada tahun 2007 kemudian melanjutkan jenjang pendidikan di Sekolah Madrasah Aliyah (MA) Darussalam patalassang Kec. Sinjai Timur Kab. Sinjai pada tahun 2010. Alhamdulillah, pada jenjang inilah penulis banyak mengikuti kegiatan-kegiatan sekolah berupa porseni, ceramah dan pernah menjadi pengurus OSIS.

Pada tahun 2011 saya melanjutkan jenjang pendidikan Strata Satu (S1) pada Universitas Islam Negeri (UIN) Alauddin Makassar di Jurusan Pendidikan Bahasa Inggris di Fakultas Tarbiyah dan Keguruan. Pada jenjang ini disamping aktifitas kuliah, penulis juga pernah aktif di Himpunan Mahasiswa Islam pada tahun 2012 serta menjadi ketua di organisasi kedaerahaan pada 2013 di Himpunan Pemuda Pelajar Mahasiswa Sinjai (HIPPMAS)