


**“THE DIFFICULTY LEVEL OF ENGLISH LOCAL ENTRANCE TEST
(UJIAN MASUK MANDIRI) OF UIN ALAUDDIN MAKASSAR”**



A Thesis

**Submitted in Partial Fulfillment of the Requirements for the Degree of
Sarjana Pendidikan in English Education of the Faculty of Tarbiyah and
Teaching Science of UIN Alauddin Makassar**

UNIVERSITAS ISLAM NEGERI
By
ALAUDDIN
Afdhalulhafiz
Reg. Number: 20400112105
MAKASSAR

ENGLISH EDUCATION DEPARTEMENT

TARBIYAH AND TEACHING SCIENCE FACULTY

ALAUDDIN ISLAMIC STATE UNIVERSITY

2017

PERNYATAAN KEASLIAN SKRIPSI

Mahasiswa yang bertandatangan di bawah ini:

Nama : Afdhalulhafiz

NIM : 20400112105

Tempat/Tanggal Lahir : Ujung Pandang, 14 Juni 1994

Jurusan/Prodi/Konsentrasi : Pendidikan Bahasa Inggris

Fakultas/Program : Tarbiyah dan Keguruan

Alamat : Bumi Pallangga Mas I Blok B2/5

Judul : The Difficulty Level of Local Entrance Test (Ujian Masuk Mandiri) of UIN Alauddin Makassar

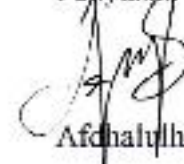
Menyatakan dengan sesungguhnya dan penuh kesadaran bahwa skripsi ini benar adalah hasil karya sendiri. Jika dikemudian hari terbukti bahwa ia merupakan duplikat, tiruan, plagiat atau dibuat oleh orang lain, sebagian atau seluruhnya, maka skripsi dan gelar yang diperoleh karenanya batal demi hukum.

UNIVERSITAS ISLAM NEGERI

ALAUDDIN
M A K A S S A R

Makassar, 2017

Penyusun



Afdhalulhafiz

NIM: 20400112105

PERSETUJUAN PEMBIMBING

Pembimbing penulisan skripsi saudara **Afdhalulhafiz NIM: 20400112105**, mahasiswa Jurusan Pendidikan Bahasa Inggris pada Fakultas Tarbiyah dan Keguruan UIN Alauddin Makassar, setelah meneliti dan mengoreksi secara seksama skripsi berjudul, **“The Difficulty Level of English Local Entrance Test (*Ujian Masuk Mandiri*) of UIN Alauddin Makassar”**, memandang bahwa skripsi tersebut telah memenuhi syarat-syarat ilmiah dan dapat disetujui ke sidang munaqasyah. Demikian persetujuan ini diberikan untuk diproses lebih lanjut.



Makassar 2017

Pembimbing I

Pembimbing II

Dr. H. Wahvuddin Naro, M.Hum
NIP. 19671231 199303 1 030

Dahniar, S.Pd., M.Pd.
NUPN. 9920100353

UNIVERSITAS ISLAM NEGERI
ALAUDDIN
M A K A S S A R

PENGESAHAN SKRIPSI

Skripsi yang berjudul, "*The Difficulty Level of Local Entrance Test (Ujian Masuk Mandiri) at UIN Alauddin Makassar*", yang disusun oleh **Afdhalulhafiz NIM: 20400112105**, mahasiswa Jurusan Pendidikan Bahasa Inggris pada Fakultas Tarbiyah dan Keguruan UIN Alauddin Makassar, telah diujikan dan dipertahankan dalam sidang munaqasyah yang diselenggarakan pada hari Senin, Tanggal **5 Februari 2018** bertepatan pada Tanggal **19 Jumadil Akhir 1439 H**, dinyatakan telah dapat diterima sebagai salah satu syarat untuk memperoleh gelar Sarjana Pendidikan (S.Pd.) pada Fakultas Tarbiyah dan Keguruan, Jurusan Pendidikan Bahasa Inggris dengan beberapa perbaikan.

Samata-Gowa, 1 Mei 2018

15 Sya'ban 1439 H

DEWAN PENGUJI: (S.K Dekan Nomor 46 Tahun 2018)

Ketua : Dr. Hamka Ilyas, M.Th.I

Sekretaris : Sitti Nurpalmi, S.Pd., M.Pd.

Munaqisy I : Dr. Kamsinah, M.Pd.I

Munaqisy II : Muh. Rusydi Rasyid, S.Ag., M.Ag., M.Ed.

Pembimbing I : Dr. Wahyuddin Naro, M.Hum

Pembimbing II: Dahniar, S.Pd., M.Pd.

Mengetahui :

Dekan Fakultas Tarbiyah dan Keguruan
UIN Alauddin Makassar


Dr. H. Muhammad Amri, Lc., M.Ag.

NIP: 19730120 200312 1 001

ACKNOWLEDGEMENT



Alhamdulillah Robbil Alamin. The researcher praises his highest gratitude to the almighty Allah swt., who has given His blessing, mercy, health, and inspiration to complete this thesis. Salam and Shalawat are due to the highly chosen Prophet Muhammad saw., His families and followers until the end of the world.

Further, the researcher also expresses sincerely unlimited thanks and his beloved parents (**Dr. Haeruddin, M.H – Dra. Zaharnilam**) for their affection, prayer, financial, motivation and sacrificed for his success, and their love sincerely and purely without time. The researcher considers that in carrying out the research and writing this thesis, many people have also contributed their valuable guidance, assistance, and advices for his completion of this thesis. They are:

1. **Prof. Dr. H. MusafirPababbari, M. Si.**, as the Rector of Alauddin State Islamic University of Makassar, who has given a big inspiration for the researcher.
2. **Dr. H. Muhammad Amri, Lc., M. Ag.**, the Dean of Tarbiyah and Teaching Science Faculty of UIN Alauddin Makassar, who has given motivation for the researcher.
3. **Dr. Kamsinah, M. Pd.I and SittiNurpahmi, S. Pd., M. Pd.** as the Head and Secretary of English Education Department of Tarbiyah and Teaching Science Faculty of UIN Alauddin Makassar, who has given guidance and advice for the researcher.

4. **Dr. H. Wahyuddin Naro, M.Humas** the first consultant and **Dahniar, S.Pd., M.Pd.** as the second consultant who have given their really valuable time and patience, supported, assistance, advices and guided the researcher during this thesis writing
5. The most profound thanks delivered to all the lectures of English Education Department and all the staffs of Tarbiyah and Teaching Sciences faculty at Alauddin State Islamic University of Makassar for their multitude of lesson, lending a hand, support and guidance during the researcher's studies.
6. The headmaster and the students of XII A class of MA MadaniAlauddin who gave their time so willingly to participate in his research.
7. Special thanks to researcher's beloved classmates in PBI 5-6 and all my friends in PBI 2012 (Invincible) who could not be mentioned here. Thanks for sincere friendship and assistance during the writing of this thesis
8. The researcher's brothers and sisters in **New Generation Club (NGC) and KKNP Internasional** thanks for brotherhood and solidarity.
9. All of the people around the researcher's life whom could not mention one by one by researcher who has given a big inspiration, motivation, spirit, for him.

The researcher realizes that, the writing of this thesis is far from perfect.

Remaining errors are the researcher's own; therefore, constructive criticisms and suggestions will be highly appreciated. May all our efforts are blessed by Allah swt. Amin.

Gowa, 2017
The researcher,

Afdhalulhafiz
NIM.20400112105




TABLE OF CONTENTS

TITLE PAGE	i
PERNYATAAN KEASLIAN SKRIPSI	ii
PERSETUJUAN PEMBIMBING	iii
PENGESAHAN SKRIPSI	iv
ACKNOWLEDGEMENT	v
TABLE OF CONTENTS	viii
LIST OF TABLES	x
LIST OF APENDICES	xi
ABSTRACT	xii
CHAPTER I INTRODUCTION	1-5
A. Background.....	1
B. Problems Statements.....	3
C. Research Objectives	3
D. Research Significances	4
E. Research Scope.....	4
F. Operational Definition of Term.....	5
CHAPTER II REVIEW OF RELATED LITERATURE	7-27
A. Some Previous Research Findings	7
B. Some Pertinent Ideas	9
a. Some Basic Concept about the Key Issues	9
b. Concept of Item Analysis.....	13
c. Concept of Difficulty Level.....	27
CHAPTER III RESEARCH METHOD	34-36
A. Research Design	34
B. Research Setting	34
C. Research Variable.....	34
D. Research Subject.....	34
E. Research Instrument	35
F. Data Collecting Procedure.....	36
G. Data Analysis Technique.....	36
CHAPTER IV FINDINGS AND DISCUSSIONS	39-42
A. Findings	39
B. Discussions	42


CHAPTER V CONCLUSION AND SUGGESTION	45
A. Conclusion.....	45
B. Suggestion	45
BIBLIOGRAPHY	47-49
APPENDICES	50-76



UNIVERSITAS ISLAM NEGERI
ALAUDDIN
M A K A S S A R

LIST OF TABLES

Table 2.1 Minimum Item Difficulty Illustrating No Individuals Differences.....	16
Table 2.2 Maximum Item Difficulty Illustrating No Individuals Differences	17
Table 2.3 Maximum Item Difficulty Illustrating Individuals Differences	18
Table 2.4 Maximum Item Difficulty Illustrating Individuals Differences	19
Table 2.5 Maximum Item Difficulty Illustrating Individuals Differences	20
Table 2.6 Positive Item Discrimination Index D.....	23
Table 2.7 Negative Item Discrimination Index D	24
Table 3.1 Classification of Difficulty Level.....	37
Table 4.1 Students' Test Result.....	23
Table 4.2 Items Difficulty Level	23



LIST OF APPENDICES

APPENDIX 1. Test Instrument
APPENDIX 2. Key Answer.....
APPENDIX 3. Table of the Students' Test Result
APPENDIX 4. Items' Difficulty Level
APPENDIX 5. Interview Instrument
APPENDIX 6. Students' Interview Result.....
APPENDIX 7. Documentation



ABSTRACT

Thesis : “The Difficulty level of English Local Entrance Test (*Ujian Masuk Mandiri*) of UIN Alauddin Makassar”

Year : 2016

Researcher : Afdhalulhafiz

Consultant I : Dr. H. WahyuddinNaro, M.Hum

Consultant II : Dahniar, S.Pd., M.Pd.

The purpose of this research was to analyze the difficulty level of English Local Entrance Test (*UMM*) of UIN Alauddin Makassar 2016 academic year for each item. This test was designed to test the candidates who were registered as new students in the academic year 2016-2017 at UIN Alauddin Makassar.

The researcher applied the quantitative and qualitative descriptive method. The subject of this research was English items of the Local Entrance Test (*UMM*) of Alauddin Makassar 2016 academic year designed to test the candidates who were registered as new students in 2016/2017 academic year at UIN Alauddin Makassar. The subject of try out was students of XII MIA I class at Madani Alauddin Senior High School. The test was tried out to the subject of try out then the researcher analyzed the item difficulty level with mentioned method above.

The result of this research found 6 too difficult questions, 3 difficult questions, 16 moderate questions but no easy and very easy questions. Because of that result the test classified as a moderate level test and has a good quality although the result of interviews with students said the test was very difficult.

Based on the result of this research, the researcher offered some suggestions: 1) the testmaker(s) should give concern to the curriculum implemented in senior high school before make a test and 2) future testmaker(s) should make a different English test for prospective students who want to take general majors than those who want to major in English education or English literature.

CHAPTER I

INTRODUCTION

A. Background

Good output is determined by good input. Even though this statement is not totally true but at least this is one of the rationales why almost all education institutes conducting admission tests to filter their student candidates. The other reason might be the amount of the student candidates and the available seat is very much unbalanced.

Naturally, the test is a written test which consists of general knowledge questions including English. The test results are used as requirements whether the student candidates are capable to be the part of the university.

UIN Alauddin Makassar is one of state Islamic universities in Indonesia applying the system. In 2016, it provides some lanes that could be used for new students' admission. They are SNMPTN, SBMPTN, SPAN PTKIN/SPMB-PTAIN, UM-PTKIM, UMM, UMK.

Of all the tests mentioned above, one of the tests examined is designed by UIN Alauddin Makassar which is applied when there are seats still available. Generally, the ones who passed through this test located in certain classes based on their choice.

Based on the preliminary study which conducted by researcher, researcher found that many students in this department were selected to be students inappropriately. Many of them cannot totally speak English even only introducing themselves in front of their class. They do not understand if their lecturers speak

English to them. Surprisingly, they have been learnt English since they were in elementary until senior high school.

What the researcher questioning then are does the local entrance test work well? Is the local entrance test developed well? Can the local entrance test predict the students who can succeed academically? Is the local entrance test valid and reliable? Has the local entrance test fulfilled the item facility as well as the item discrimination? Has the local entrance test been tried out? All the questions stated previously are still too difficult to be answered because what happening in the class is still too far from our expectations. If the local entrance test works well, why the selected students cannot speak English even only understanding what their lecturers say and introducing themselves. If the test has been developed well why the test cannot select appropriate students.

Considering the importance of UMM test, it is crucial to know and maintain the quality of Local Entrance Test (*UMM*). One of efforts to know and maintain the quality of a test is by analysing test items. Analysing test items related to the quality of a test that have been conducted. There are several aspects that can be analyzed in an item. They are validity, reliability, difficulty level, and item discrimination.

There are some reasons why the researcher chooses Local Entrance Test (*UMM*) to be analyzed. First, Local Entrance Test (*UMM*) is one of determinants in determining the candidate of new students' qualification, so we need to measure the test quality. Second, Local Entrance Test (*UMM*) test is conducted every year so the quality has to be maintained.

By those considerations, researcher is interested to conduct a research about “*The Difficulty Level of Local Entrance Test (UMM) of UIN Alauddin Makassar*”. This study uses the copy of English test in Local Entrance Test (UMM) which is conducted in UIN Alauddin Makassar in 2016. By considering the population, the researcher conducted the test for the third grade students of Madani Alauddin Senior High School of Makassar.

B. Problem Statements

Analyzing the difficulty level of English questions in UMM 2016 test in UIN Alauddin Makassar is the focus of this research. In order to be able to examine the problem, the researcher formulates the following research question:

1. What is the difficulty level of English questions of Local Entrance Test (UMM) of UIN Alauddin Makassar?
2. Does the English questions of Local Entrance Test (UMM) of UIN Alauddin Makassar has a good quality difficulty level?

C. Research Objective

This research aims to analyze the difficulty level of English question of Local Entrance Test (UMM) 2016 academic year in UIN Alauddin Makassar which conducted by researcher in third grade students of Madani Alauddin Senior High School. The specific objectives of this research are:

1. “To analyze the difficulty level of English question items of Local Entrance Test (UMM) 2016 of UIN Alauddin Makassar.”

2. “To analyze whether the difficulty level of English question items of Local Entrance Test (*UMM*) 2016 of UIN Alauddin Makassar qualified as a good test or not”

D. Research Significance

The findings of this research are to provide significant information about difficulty level of English questions of Local Entrance Test (*UMM*) of UIN Alauddin Makassar, both theoretical and practical significances.

1. Theoretical Significance

The researcher hopes this research can give great contribution to the other researchers as a reference for further studies on a similar topic.

2. Practical Significance

First, it is expected to give a contribution to future test-maker in the effort of designing and maintaining a good test as a determinant whether a candidate of new students are appropriate to continue their study in a university or not. *Second*, it is expected to give contribution to measure students' ability to answer English questions for teachers and students themselves.

E. Research Scope

Considering the financial supports and time limits, the researcher decided to limit the aspect of this research. This research focus on analyzing the difficulty level of English test items of Local entrance Test 2016/2017 academic year at UIN Alauddin Makassar. The test was conducted in third grade students of Madani Alauddin Senior High School.

F. Operational Definition of Term

Local Entrance Test is a selection system to enter UIN Alauddin Makassar through a written test. The researcher will limit the test based on the time of test conducting that is the Local Entrance Test (*UMM*) which conducted in 2016.

a. English Test

According to *Brown (2004: 3)* a test is a method of measuring person's ability, knowledge, or performance in a given domain. Thus, test in this research means a method which consists of multiple choice questions to measure a candidate of new students' ability especially in answering English question.

b. Difficulty level or item difficulty

According to *Lyle F. Bachman (2004: 151)* "Item difficulty is defined as the proportion of test takers who answered the item correctly, and the item difficulty index, p , values can be calculated on the basis of test takers response to the item".

The percentage is inversely related to the difficulty because the larger the percentage of correct answer, the easier the item and the more difficult the item is, the fewer will be the student who select the correct option.

A good test item should have a certain degree of difficulty it may not too difficult because the tests that are too easy or too difficult will yield score distribution that make it hard to identify reliable in achievement between the pupil who have done well and those who have done poorly.

c. Local Entrance Test

A system/procedure used at UIN Alauddin Makassar at selecting new students. This test is designed by UIN itself. It is only used at UIN Alauddin Makassar. In addition, it is especially used only for Local Entrance Test (*UMM*) and Specific Entrance Test (*UMK*).



CHAPTER II

LITERATURE REVIEW

A. *Some Previous Research Finding*

The activity of analyzing the English test had been conducted by some researchers, for instance, at Alauddin State Islamic University. The researcher had reviewed some findings that strengthened this research and motivated the researcher to do this research.

Tahmid M (2005: 45) revealed his finding on the “*Analysis of the Teacher’s Multiple Choice English Test for the Students of MAKN Makassar*”. He pointed out that a good test had to be valid and reliable. It should have measured what was supposed to be measure and has to be consistent in terms of measurement. Both criteria of an ideal test should be taken into test designing. As the difference, Tahmid limited his research only on the kind of multiple choice items, while this research has two kinds of test, namely short-answer test and completion test.

Another important experimental research finding on the analysis of the teacher made test had been conducted by *Saenong (2008)* on “*Analyzing the Item Feasibility of the English Test used in SMA Negeri 9 Makassar*”. She focused only on the research about the analysis of the test in terms of its feasibility to find out the index difficulty and the discrimination power of such test. She stated that index difficulty of a test provided the information about the test whether it was easy or difficult, and whether it was easy or too hard, for a good item should be neither too easy nor too difficult.

On the other hand, the discrimination power told us whether those students who performed well on the whole test tended to do well or badly on each item in the test. Furthermore, we were going to know the item that needs to revise. Unfortunately, her research was not proper enough to be considered as a test which has a good quality and could not be surely determined whether or not the test is valid and reliable to measure what should be measured.

Jusni (2009: 43) reported her research findings on the “*Analysis of the English test items used in SMA Negeri 3 Makassar*”. On her research, she found some invalid items that need to be revised by the teacher. She pointed out that the information of the analysis result was effective to make further necessary changes of the weak tests, to adapt them for future use, or to create good test.

However, this kind of research is getting different from her research. Her research took many things to analyze, namely analysis of validity, reliability, and feasibility which consists of index difficulty and discrimination power, while this research was only focused on the difficulty level.

The whole previous researches strongly motivated the researcher in also conducting the item analysis on difficulty level. As a matter of fact, the three researchers had outlined the functions of analysis activity. Therefore, the researcher considered that this kind of research had to be sustainable in the future research. There were still many schools which did not concern in comprehending and applying the materials of language testing.

B. *Some Pertinent Ideas*

a. *Some Basic Concept about the Key Issues*

Making fair and systematic evaluations of others' performance can be a challenging task. Judgments cannot be made solely on the basis of intuition, haphazard guessing, or custom (*Sax, 1989*). Teachers, employers, and others in evaluative positions use a variety of tools to assist them in their evaluations. Tests are tools that are frequently used to facilitate the evaluation process. When norm-referenced tests are developed for instructional purposes, to assess the effects of educational programs, or for educational research purposes, it can be very important to conduct item and test analyses.

Test analysis examines how the test items perform as a set. Item analysis "investigates the performance of items considered individually either in relation to some external criterion or in relation to the remaining items on the test" (*Thompson & Levitov, 1985, p. 163*). These analyses evaluate the quality of items and of the test as a whole. Such analyses can also be employed to revise and improve both items and the test as a whole.

However, some best practices in item and test analysis are too infrequently used in actual practice. The purpose of the present paper is to summarize the recommendations for item and test analysis practices, as these are reported in commonly-used measurement text books (*Crocker & Algina, 1986; Gronlund & Linn, 1990; Pedhazur & Schemlkin, 1991; Sax, 1989; Thorndike,*

Cunningham, Thorndike, & Hagen, 1991). These tools include item difficulty, item discrimination, and item distractors.

This part, the researcher explains about basic terms in language testing, concept of item analysis and concept of difficulty level.

There are four terms which are often used interchangeably in education world and sometimes the function of each term is equalized. They are evaluation, measurement, assessment, and test. However, they are different one another. Test is only a measurement instrument while measurement is a process to obtain a score description. On the other hand, assessment and evaluation are more general than both.

1. Evaluation

On The Government Regulation of Indonesian Republic Number 19 Year 2005 about Education National Standard stated that Evaluation is process of collecting and tabulating information to measure the students' study achievement. The information is obtained by giving test. Gronlund (1985: 5) ascertains that evaluation is systematic process of collecting, analyzing, and interpreting information to determine how far a student can reach educational purpose. In line with this point of view, *Tuckman (1975: 12)* assumes that evaluation is a process to know (test) whether an activity, activity process, and the whole program have been appropriate with the purpose or criteria that has been maintained.

In connection with the previous definitions, *Longman Advanced American Dictionary (2008: 543)* defines evaluation as a judgment about

how good, useful, or successful something is. On the other side, Brown (2004: 3) considers evaluation is similar to test as a way to measure knowledge, skill, and students' performance on a given domain. However, the researcher tries to formulate a definition of evaluation as a final process of interpreting the value that the students get as a whole.

2. Assessment

Propham (1995: 3) argues that assessment is a formal effort to determine students' status related to some educational variations which become the teachers' attention. On the other hand, *Airasian (1991: 3)* states that assessment is process of collecting, interpreting, and synthesis information to make decision. It means that the assessment is similar to the definition of evaluation stated by Gronlund.

Related to the description above, assessment as a process by which information is obtained relative to some known objectives or goals (*Kizlik, 2009*). From the views above, the researcher considers assessment is somewhat similar to evaluation as the process of judgment of person or situation.

3. Measurement

Tuckman (1975: 12) asserts that measurement is only a part of evaluation tool and it is always related to quantitative data, such as students' scores. Contrary, *Gronlund (1985: 5)* highlights that measurement is a process to obtain numeral description that will show the degree of student's achievement of certain aspect. It is also stated that measurement refers to

the process by which the attributes or dimensions of some physical object are determined (*Kizlik, 2009*). From this definition, the term “measure” seems to be in the use of determining the IQ of a person. Based on all the previous definitions of measurement, the researcher underlines that measurement are some ways to obtain quantitative data in connection with numeral or students’ scores.

4. Test

Test is a very basic and important instrument to conduct the activity of measurement, assessment, and evaluation. *Joni (1984: 8)* concludes that test is one of educational measurement tools that gathering with another measurement tools create quantitative information used in arranging evaluation.

Gronlund (1985: 5) convey that test is an instrument or systematic procedure to measure a behavior sample. In line with this, *Goldenson (1984: 742)* points out that test is a standard set of question or other criteria designed to assess knowledge, skills, interests, or other characteristics of a subject. However, not all the questions can be defined as a test. There are some requirements that must be fulfilled to be considered as the test. After comprehending the experts’ definitions above, the researcher takes a blue print that test is a group of questions designed to measure skills, knowledge or capability by considering certain steps before using the test.

b. Concept of Item Analysis

As explained previously, the four main items of the key issues above basically have the same goal which in this case to know the quality of what or who is being measured. One way to find out the data is by using test. Hence, before applying a test, the teachers should comprehend how to design a good test.

Suryabarata (1984: 85) conveys that a test has to have several qualities. The qualities are the validity and the reliability. If researchers' interpretations of data are valuable, the measuring instruments used to collect those data must be both valid and reliable (*Gay, et al. 2006: 134*). Therefore, after designing a test, the teachers should execute item analysis to classify and to determine whether the item is valid and reliable or not.

According to *Nurdiyantoro (2010: 190)*, item analysis is quality estimation of each item of a test tool to examine or to try the effectiveness of each item. A good test tool is supported by good, effective, and accountable items. Item analysis is coherence analysis between scores of each item with the whole scores, compares the students answer on one test item with the answer of the whole test. The purpose of analyzing test item is to make each item is consistent with the whole test (*Tuckman, 1975: 271*), to evaluate the test as a measurement tool, because if the test is not examined, the effectiveness of the measurement cannot be determined satisfactorily (*Noll, 1979:207*).

Item difficulty is simply the percentage of students taking the test who answered the item correctly. The larger the percentage getting an item right, the easier the item. The higher the difficulty index, the easier the item is understood

to be (Wood, 1960). To compute the item difficulty, divide the number of people answering the item correctly by the total number of people answering item. The proportion for the item is usually denoted as p and is called item difficulty (Crocker & Algina, 1986). An item answered correctly by 85% of the examinees would have an item difficulty, or p value, of .85, whereas an item answered correctly by 50% of the examinees would have a lower item difficulty, or p value, of .50.

A p value is basically a behavioral measure. Rather than defining difficulty in terms of some intrinsic characteristic of the item, difficulty is defined in terms of the relative frequency with which those taking the test choose the correct response (Thorndike et al, 1991). For instance, in the example below, which item is more difficult?

1. Who was Boliver Scagnasty?
2. Who was Martin Luther King?

One cannot determine which item is more difficult simply by reading the questions. One can recognize the name in the second question more readily than that in the first. But saying that the first question is more difficult than the second, simply because the name in the second question is easily recognized, would be to compute the difficulty of the item using an intrinsic characteristic. This method determines the difficulty of the item in a much more subjective manner than that of a p value.

Another implication of a p value is that the difficulty is a characteristic of both the item and the sample taking the test. For example, an English test item that is very difficult for an elementary student will be very easy for a high school student. A p value also provides a common measure of the difficulty of test items that measure completely different domains. It is very difficult to determine whether answering a history question involves knowledge that is more obscure, complex, or specialized than that needed to answer a math problem. When p values are used to define difficulty, it is very simple to determine whether an item on a history test is more difficult than a specific item on a math test taken by the same group of students.

To make this more concrete, take into consideration the following examples. When the correct answer is not chosen ($p = 0$), there are no individual differences in the "score" on that item. As shown in Table 1, the correct answer C was not chosen by either the upper group or the lower group. (The upper group and lower group will be explained later.) The same is true when everyone taking the test chooses the correct response as is seen in Table 2. An item with a p value of .0 or a p value of 1.0 does not contribute to measuring individual differences, and this is almost certain to be useless. Item difficulty has a profound effect on both the variability of test scores and the precision with which test scores discriminate among different groups of examinees (Thorndike et al, 1991). When all of the test items are extremely difficult, the great majority of the test scores will be very low. When all items are extremely easy, most test

scores will be extremely high. In either case, test scores will show very little variability. Thus, extreme p values directly restrict the variability of test scores.

Table 2.1.

Minimum Item Difficulty Example Illustrating No Individual Differences

Group	Item Response				
		A	B	C	D
				*	
Upper group	4	5	0	6	
Lower group	2	6	0	7	

Note. * denotes correct response

UNIVERSITAS ISLAM NEGERI

Item difficulty: $(0 + 0)/30 = .00p$

Discrimination Index: $(0 - 0)/15 = .00$

ALAUDDIN
M A K A S S A R

Table 2.2.

Maximum Item Difficulty Example Illustrating No Individual Differences

Group	Item Response				
				*	
		A	B	C	D
Upper group	0	0	15	0	
Lower group	0	0	15	0	

Note. * denotes correct response

$$\text{Item difficulty: } (15 + 15)/30 = 1.00p$$

$$\text{Discrimination Index: } (15-15)/15 = .00$$

In discussing the procedure for determining the minimum and maximum score on a test, Thompson and Levitov (1985) stated that “items tend to improve test reliability when the percentage of students who correctly answer the item is halfway between the percentage expected to correctly answer if pure guessing governed responses and the percentage (100%) who would correctly answer if everyone knew the answer (pp. 164-165)”

For example, many teachers may think that the minimum score on a test consisting of 100 items with four alternatives each is 0, when in actuality the theoretical floor on such a test is 25. This is the score that would be most likely if a student answered every item by guessing (e.g., without even being given the test booklet containing the items).

Similarly, the ideal percentage of correct answers on a four-choice multiple-choice test is not 70-90%. According to Thompson and Levitov (1985), the ideal difficulty for such an item would be halfway between the percentage of pure guess (25%) and 100%, $(25\% + \{(100\% - 25\%)/2\})$.

Therefore, for a test with 100 items with four alternatives each, the ideal mean percentage of correct items, for the purpose of maximizing score reliability, is roughly 63%. Table 3, 4, and 5 show examples of items with p values of roughly 63%.

UNIVERSITAS ISLAM NEGERI
ALAUDDIN
MAKASSAR

Table 2.3.
Maximum Item Difficulty Example Illustrating Individual Differences

Group	Item Response				
				*	
		A	B	C	D

Upper group	1	0	13	3	
Lower group	2	5	5	6	

Note. * denotes correct response

Item difficulty: $(13 + 5)/30 = .60p$

Discrimination Index: $(13-5)/15 = .53$

Table 2.4.

Maximum Item Difficulty Example Illustrating Individual Differences

Differences Group	Item Response				
		A	B	C	D
				*	
Upper group	1	0	11	3	
Lower group	2	0	7	6	

Note. * denotes correct response

Item difficulty: $(11 + 7)/30 = .60p$

Discrimination Index: $(11-7)/15 = .267$

Table 2.5.

Maximum Item Difficulty Example Illustrating Individual Differences

Group	Item Response				
		A	B	C	D
				*	
Upper group	1	0	7	3	
Lower group	2	0	11	6	

Note. * denotes correct response

Item difficulty: $(11 + 7)/30 = .60p$

Discrimination Index: $(7 - 11)/15 = .267$

1. Item Discrimination

If the test and a single item measure the same thing, one would expect people who do well on the test to answer that item correctly, and those who do poorly to answer the item incorrectly. A good item discriminates between those who do well on the test and those who do poorly. Two

indices can be computed to determine the discriminating power of an item, the item discrimination index, D , and discrimination coefficients.

2. Item Discrimination Index, D

The method of extreme groups can be applied to compute a very simple measure of the discriminating power of a test item. If a test is given to a large group of people, the discriminating power of an item can be measured by comparing the number of people with high test scores who answered that item correctly with the number of people with low scores who answered the same item correctly. If a particular item is doing a good job of discriminating between those who score high and those who score low, more people in the top-scoring group will have answered the item correctly.

In computing the discrimination index, D , first score each student's test and rank order the test scores. Next, the 27% of the students at the top and the 27% at the bottom are separated for the analysis. Wiersma and Jurs (1990) stated that "27% is used because it has shown that this value will maximize differences in normal distributions while providing enough cases for analysis" (p. 145). There need to be as many students as possible in each group to promote stability, at the same time it is desirable to have the two groups be as different as possible to make the discriminations clearer. According to Kelly (as cited in Popham, 1981)

the use of 27% maximizes these two characteristics. Nunnally (1972) suggested using 25%.

The discrimination index, D , is the number of people in the upper group who answered the item correctly minus the number of people in the lower group who answered the item correctly, divided by the number of people in the largest of the two groups. Wood (1960) stated that “when more students in the lower group than in the upper group select the right answer to an item, the item actually has negative validity. Assuming that the criterion itself has validity, the item is not only useless but is actually serving to decrease the validity of the test (p. 87)”.

The higher the discrimination index, the better the item because such a value indicates that the item discriminates in favor of the upper group, which should get more items correct, as shown in Table 6. An item that everyone gets correct or that everyone gets incorrect, as shown in Tables 1 and 2, will have a discrimination index equal to zero. Table 7 illustrates that if more students in the lower group get an item correct than in the upper group, the item will have a negative D value and is probably flawed.

Table 2.6.
Positive Item Discrimination Index D

Group	Item Response				
				*	
		A	B	C	D
Upper group	3	2	15	0	
Lower group	12	3	3	2	

Note. * denotes correct response

74 students took the test

UNIVERSITAS SRIWIJAYA NEGERI
27% = 20(N)

Item difficulty: $(15 + 3)/40 = .45p$

MAKASSAR

Discrimination Index: $(15 - 3)/20 = .60$

Table 2.7.**Negative Item Discrimination Index D**

Group	Item Response				
				*	
		A	B	C	D
Upper group	0	0	0	0	
Lower group	0	0	15	0	

Note. * denotes correct response

Item difficulty: $(0 + 15)/30 = .50p$

Discrimination Index: $(0 - 15)/15 = -1.0$

A negative discrimination index is most likely to occur with an item covers complex material written in such a way that it is possible to select the correct response without any real understanding of what is being assessed. A poor student may make a guess, select that response, and come up with the correct answer. Good students may be suspicious of a question that looks too easy, may take the harder path to solving the problem, read too much into the question, and may end up being less successful than those who guess. As a rule of thumb, in terms of

discrimination index, .40 and greater are very good items, .30 to .39 are reasonably good but possibly subject to improvement, .20 to .29 are marginal items and need some revision, below .19 are considered poor items and need major revision or should be eliminated (*Ebel & Frisbie, 1986*).

3. Discrimination Coefficients

Two indicators of the item's discrimination effectiveness are point biserial correlation and biserial correlation coefficient. The choice of correlation depends upon what kind of question we want to answer. The advantage of using discrimination coefficients over the discrimination index (D) is that every person taking the test is used to compute the discrimination coefficients and only 54% (27% upper + 27% lower) are used to compute the discrimination index, D.

The point biserial (rpbis) correlation is used to find out if the right people are getting the items right, and how much predictive power the item has and how it would contribute to predictions. *Henrysson (1971)* suggests that the rpbis tells more about the predictive validity of the total test than does the biserial r, in that it tends to favor items of average difficulty. It is further suggested that the rpbis is a combined measure of item-criterion relationship and of difficulty level.

Biserial correlation coefficients (r_{bis}) are computed to determine whether the attribute or attributes measured by the criterion are also measured by the item and the extent to which the item measures them. The r_{bis} gives an estimate of the well-known Pearson product-moment correlation between the criterion score and the hypothesized item continuum when the item is dichotomized into right and wrong (Henrysson, 1971). Ebel and Frisbie (1986) state that the r_{bis} simply describes the relationship between scores on a test item (e.g., "0" or "1") and scores (e.g., "0", "1", "50") on the total test for all examinees.

4. Distractors

Analyzing the distractors (e.i., incorrect alternatives) is useful in determining the relative usefulness of the decoys in each item. Items should be modified if students consistently fail to select certain multiple choice alternatives. The alternatives are probably totally implausible and therefore of little use as decoys in multiple choice items. A discrimination index or discrimination coefficient should be obtained for each option in order to determine each distractor's usefulness (*Millman & Greene, 1993*). Whereas the discrimination value of the correct answer should be positive, the discrimination values for the distractors should be lower and, preferably, negative. Distractors should be carefully examined when items show large positive D values. When one or more of the distractors looks extremely plausible to the informed reader and when recognition

of the correct response depends on some extremely subtle point, it is possible that examinees will be penalized for partial knowledge.

Thompson and Levitov (1985) suggested computing reliability estimates for a test scores to determine an item's usefulness to the test as a whole. The authors stated, "The total test reliability is reported first and then each item is removed from the test and the reliability for the test less that item is calculated" (Thompson & Levitov, 1985, p.167). From this the test developer deletes the indicated items so that the test scores have the greatest possible reliability.

c. Concept of Difficulty level

According to PAN (Patokan Acuan Normal) (Cited in Ruseffendi 1998:160-161), a good test is a test that has moderate level of difficulty level because the test can provide information about the big difference amongst the student.

1. On varying the difficulty of test items

Someone by the name of Stenner once said, "If you don't know why this question is harder than that one, then you don't know what you are measuring" (cited in Fisher-Hoch & Hughes, 1996). This statement puts into focus the role of item difficulty in educational measurement. While it is very often in testing agencies worldwide that item researchers are reminded to write test items to measure the construct that they are measuring, it is less often that item researchers are advised to think about the difficulty of items in relation to the construct that they are measuring.

There is a host of construct validation procedures (*see Sireci, 1998*) to aid item researchers in ensuring that test items measure the construct they are intended to measure; but there are only a few documents (e.g., Pollitt, Hutchinson, Entwistle, & De Luca, 1985; Fisher-Hoch, Hughes, & Bramley, 1997; Ahmed & Pollitt, 1999) on how to vary the difficulty of test items that item researchers may refer to. This paper aims to add to the literature on how the difficulty of test items may be varied and to generate discussion among practitioners on the appropriate practices in controlling the difficulty of test items.

2. The need to control difficulty in an item

Besides contributing to the measurement of the construct that item researchers want to measure, there are other rationales for controlling the difficulty of items. First, in some achievement testing circumstances, there is a need to spread candidates over a wide range of marks. Test items of a wide range of difficulty levels are needed to test the entire range of candidates' achievement levels. Tests that contain too many easy or too many difficult test items would result in skewed mark distributions. Second, in situations where there is a need to construct parallel tests (e.g., to maintain the rigour and standards of assessment from year to year), the ability to vary the difficulty of test items is crucial. The distribution of item difficulty levels in one year should be comparable to the distribution of item difficulty levels in another, among other considerations. Third, in test development, the pilot-testing of test

items of unsuitable difficulty levels is a waste of time and effort. Test items must be set at suitable difficulty levels so that the results of pilot-tests can be used to confirm their difficulty level. Fourth, in assessments where choices from optional items are offered to candidates, there is a responsibility for item researchers to ensure that the items are of comparable difficulty. It is only when the optional items are of comparable difficulty that the test results may be reliable.

3. Locations of difficulty in a test item

Ahmed and Pollitt (1999) have suggested that the difficulty of a test item is in the question-answering process. In their paper, they list “sources of difficulty” in the five stages of the question-answering process (namely, learning, reading the question, searching the subject knowledge, matching the question and subject models, generating the answer, and writing the answer). Is there another way of thinking about the locations of difficulty in a test item? In other words, is there a way of thinking about difficulty that does not require a psychological understanding of the question-answering process? We can begin with the definition of a test item in *Osterlind (1990)*.

“A test item in an examination of mental attributes is a unit of measurement with a stimulus and a prescriptive form of answering; and is intended to yield a response from an examinee from which performance in some psychological construct (such as knowledge, ability, predisposition, or trait) may be inferred.”

An analysis of Osterlind's definition of a test item suggests there are four locations in an item where difficulty may reside. These are: (1) content assessed; (2) stimulus; (3) task to be performed; (4) expected response. I shall refer to the difficulty in the four locations as content difficulty, stimulus difficulty, task difficulty and expected response difficulty. Content difficulty refers to the difficulty in the subject matter assessed. In the assessment of knowledge, the difficulty of a test item resides in the various elements of knowledge such as facts, concepts, principles and procedures. These knowledge elements may be basic, appropriate or advanced. Basic knowledge elements are those in which candidates have learnt at lower levels. They are very likely to be familiar to candidates because they would have the opportunity to learn them well, and they are not likely to pose difficulty to many candidates. Advanced knowledge elements are usually those that will be covered more adequately at advanced levels and hence are peripheral to the core curriculum, and candidates may not have sufficient opportunity to learn. These knowledge elements are likely to be difficult for most of the candidates. Knowledge elements at the appropriate level are those that are central to the core curriculum. Depending on the level of preparedness of the candidates, these knowledge elements may be easy or difficult to candidates; overall, items that test knowledge elements at the appropriate level may be moderately difficult to candidates. Content difficulty may also be varied by changing the number of knowledge

elements assessed. Generally, the difficulty of an item increases with the number of knowledge elements assessed. Test items that assess candidates on two or more knowledge elements are generally more difficult than test items that assess candidates on a single knowledge element. The difficulty of a test item may be further increased by assessing candidates on a combination of knowledge elements that are seldom combined (*Ahmed, Pollitt, Crisp, & Sweiry, 2003*).

Stimulus difficulty refers to the difficulty that candidates face when they attempt to comprehend the words and phrases in a test item and the information that accompanies the item (e.g., diagrams, tables and graphs). Test items that contain words and phrases that require only simple and straightforward comprehension are usually easier than those that require careful or technical comprehension. The manner in which information is packed in a test item also affects the difficulty level of the test item. Test items that contain information that is tailored to an expected response (i.e., no irrelevant information in the test item) are generally easier than test items that require candidates to select relevant information or unpack a large amount of information.

Task difficulty refers to the difficulty that candidates face when they generate a response or formulate an answer. In most test items, to generate a response, candidates have to work through the steps of a solution. Generally, test items that require more steps in a solution are more difficult than test items that require fewer steps. In addition, the

task difficulty of a test item may be mediated by the amount of guidance present. Test items that contain guided steps are generally easier than those that require candidates to devise the steps. The task difficulty of a test item may also be affected by the order of thinking or cognitive processing required. Taxonomies of cognitive processes, in particular the Bloom's Taxonomy, have suggested that cognitive processes exist in a cumulative hierarchy (i.e., the more complex processes include the simpler processes). Thus test items that assess candidates on higher order processes (e.g., analysis and synthesis) may generally be more difficult than test items that assess candidates on lower order processes (e.g., recall and comprehension). Similarly, in the assessment of skills, test items that assess candidates in higher order skills such as application and improvisation are generally more difficult than test items that assess candidates in lower order skills such as imitation and patterning.

Expected response difficulty refers to the difficulty imposed by examiners in a mark scheme or scoring rubrics. This location of difficulty in a test item is applicable only to constructed-response items; it is not applicable to selected-response (e.g., multiple-choice, true-false and matching). When examiners expect few or no details in a response to a test item, the test item is generally easier than a test item in which examiners expect a lot of details. Another aspect of expected response difficulty is the complexity in structure of an expected response. When simple connections among ideas are expected in a response, the test item

is generally easier than a test item in which the significance of the relations between the parts and the whole is expected to be discussed in a response. In other words, a test item in which a uninstructural response is expected generally easier than a test item in which relational response expected. A third aspect of expected response difficulty is in the clarity of marks allocation. Test items in which the allocation of marks is straight-forward or logical (e.g., 3 marks for listing 3 points) are generally easier than test items in which the mark allocation is unclear (e.g., 20 marks for a discussion of a concept, without any hint of how much and what to write in a response). This aspect of expected response difficulty affects the difficulty of an item because candidates who are unclear about the demand in a response may not produce sufficient amount of answers in a response that will earn the marks that befit their ability.

CHAPTER III

RESEARCH METHOD

A. *Research Design*

The researcher will apply quantitative and qualitative descriptive method. It will describe the difficulty level of the items of the English Local Entrance Test (*UMM*) of UIN Alauddin Makassar.

B. *Research Setting*

a. Location

This research was located in Madani Alauddin Senior High School on Jalan Bontotangnga, Kel. Paccinongan, Kec. Somba Opu, Kab. Gowa, Sulawesi Selatan.

b. Time

This research was implemented on August until September 2017

C. *Research Variable*

The independent variable of the research is English Local Entrance Test (*UMM*) items of UIN Alauddin Makassar 2016-2017 academic year and the dependent variable of this research is difficulty level as the extent to measure the difficulty quality of English test.

D. *Research Subject*

The subject of this research is English Local Entrance Test (*UMM*) of Alauddin Makassar items used to test the students who were registered as students in the 2016-2017 academic year at UIN Alauddin Makassar. The subject of the try out was the third grade students of Madani Senior High School because it was one of

school that has cooperation and also the school library of UIN Alauddin Makassar where the students of Tarbiyah and Teaching Science Faculty do their practice.

E. Research Instrument

To collect data researcher will need some instruments. They are the criteria of difficulty level interval, question test paper, answer sheet, the answer key and interview. The explanation of these instrumen can be seen as follow:

1. Criteria of difficulty level interval

It will be used to identify the difficulty level of English test item of Local Entrance Test. The researcher will examine test-items and analyze them whether they have fulfilled the characteristics of a good test or not. With this instrument, the researcher got the qualitative data to answer the problem statement number 2.

2. Question test paper

It consists of reading comprehension, modals, connector or conjunction, tenses and subject and verb agreement. 10 questions deal with reading comprehension, 5 questions deal with tenses, 3 question deal with modals, 2 questions deal with connector and 5 questions deal with subject and verb agreement with total 25 number.

3. Answer sheets

This answer sheets will be used used to know the answer distribution. They will be analyzed in order to find out their difficulty level to answer the problem statement number 1.

4. Interview

This interview will be used as a reinforcement of students' test results.

F. Data Collecting Procedure

To obtain data needed in this study, the researcher carried out some procedures. *First*, researcher collected all items of the English local admission test designed by UIN Alauddin Makassar in the academic year of 2016-2017. *Second*, researcher distributed the tests and the answer sheets to the students. *Third*, the researcher submitted the questions and answer sheets after the questions answered by students. *Fourth*, researcher interviewed some students after answered the given question. *Fifth*, researcher analyzed and wrote the result of the test and the interview.

G. Data Analysis Technique

To accomplish this data analysis, the researcher applied the quantitative descriptive analysis to analyze the result of the test and qualitative descriptive analysis to analyze the result of the test and interview. The researcher analyzed and processed the data by using the following formulas to find the difficulty level.

a. Quantitative Analysis

To answer the problem statement number 1, quantitative data analysis was analyzed by analysing the answer manually. It will be conducted by applying the formula of analyzing difficulty level. The researcher use a formula:

$$P = NP/N$$

P= Indeks of difficulty level

NP= Number of test-takers answering correctly

N= Number of test-takers responding to that item.

(Athiyah Salwa, 2012)

b. Qualitative Analysis

To answer the problem statement number 2, qualitative data analysis was analyzed by using:

1. Test result to classify the interval of difficulty level, the researcher will use classification of level difficulty. Score of P can be ranged from 0-1. If P is 0.00 it means there are no students who can answer the item test correctly. These items belong to very difficult one. And if P is 1, it means that all the students can answer the item correctly. These items belong to very easy item.

To make clear the researcher will give the range of difficulty level range as follow (Athiyah Salwa, 2012):

Table 3.1. Classification of Difficulty Level

P	DIFFICULTY LEVEL
0,00	Too Difficult
0,01 - 0,30	Difficult

0,31 - 0,70	Moderate
0,71 - 0,90	Easy
0,91 - 1,00	Too Easy

2. Interview result between the researcher and the students after answered the test. The researcher interviewed 10 students with 10 questions. The researcher interviewed students about 15 minutes after students finished the test. The interview took about 5 until 7 minutes for each student.



CHAPTER IV

FINDINGS AND DISCUSSION

In this chapter, the researcher presents two parts that will be discussed. Those two part deal with the research findings and discussions about what have been discovered by the researcher. The findings and the discussions are related to the difficulty level of local entrance test which made by UIN Alauddin Makassar 2016/2017 academic year.

A. Findings

As stated in the previous chapters, this research was held in Madani Alauddin Senior High School which consists of four stages they are observation, test examination, interview and data processing.

Observation was implemented to decide the sample and to make sure that the students were available for the interview and test examination. From the observation it was found that there are two classes which fulfill requirements for the interview and examination test. They are XII MIA 1 and XII MIA II. However, the researcher only took one class namely XII MIA 1 which consist of 22 students. The test and interview was administered on August 26th 2017. The test presented 25 questions in the form of multiple choices. 10 questions deal with reading comprehension, 5 questions deal with tenses, 3 question deal with modals, 2 questions deal with connector and 5 questions deal with subject and verb agreement. Each item has the same maximum score namely 1 point while the interview deals with 10 questions.

1). Quantitative Analysis

This data is used to answer the problem statement number 1, quantitative data analysis was analyzed manually. This analysis shows students' score after finished the test and the items' difficulty level based on students' score.

Table 4.1.
Students' Test Result

This table shows the students' result after finished the test after worked on it about 60 minutes.

Score	Number of Students
14	1
12	6
11	2
8	2
7	4
6	6
4	1
TOTAL	22

The result of the test showed that from 22 students, there was no student got 75 percent correct answer. The highest score was 14

points in contrast the lowest score was 4. Only 7 students got score more than 50%, and the rest is below 50%. It means there was no student should pass the test if the standard of minimal mastery criteria (*KKM*) was 75%.

Table 4.2.
Items' Difficulty Level

This table shows the items' difficulty level based on the students' answer.

Item Status	Amount	Detail
Too Difficult	6	5, 11, 12, 15, 17 and 19
Difficult	3	8, 22 and 23
Moderate	16	1, 2, 3, 4, 6, 7, 9, 10, 13, 14, 16, 18, 20, 21, 24 and 25
Easy	0	-
Very Easy	0	-

2. Qualitative Analysis

This analysis separate in 2 parts, the first part is test difficulty status and second is interview result. The first part took data from the

quantitative analysis while interview result shows the result from interview between the researcher and chosen students.

a. Test difficulty status

Based on the researcher's statistical calculation, the data of the result test above, there were 6 *too difficult* items of the test namely 5, 11, 12, 15, 17 and 19. There were 3 *difficult* items of the test namely 8, 22 and 23. There were 16 *moderate* items namely 1, 2, 3, 4, 6, 7, 9, 10, 13, 14, 16, 18, 20, 21, 24 and 25 and there were 0 *easy* and *very easy* items.

b. Interview Result

The researcher did the interview 15 minutes after all of students in XII MIA 1 finished the test. Then researcher interviewed 10 students to answer 10 questions. Based on the researcher's interview with 10 students, all of them said that the test was very difficult. They also said that the most difficult number was number 19 because it was a reading part and it was proved by test result there were no students who got right answer. In contrast the said that the easiest number was number 4 and the result of the test also proved it with 12 students got right answer on it.

6 of 10 interviewed students had no specific strategy to answer the questions and the rest said that they only looked for the easiest question to answer. Adjectives and adverbs are the most difficult word classes to understand they said. Most of students who got interviewed by the researcher finished the test around 40 until 50 minutes.

B. Discussion

This part contains the interpretation of the findings derived from the previous qualitative and quantitative analysis.

Based on the findings, the result of the existing data of test reported that 6 questions were classified too difficult, 3 questions were classified difficult and 16 questions were classified in moderate level. There was no student got 75% right answer in test which means the test was very difficult to the students. It is inversely when viewed from number of questions (16) classified in moderate level. Interview session between researcher and students also reported that the test was very difficult as a strengthening to result of the test. Despite the opposite result between students' test and interview with the result of item test analysis, the test still classified as a moderate level based on the number of items that was classified as moderate level.

According to PAN (*Patokan Acuan Normal*) (Cited in Ruseffendi 1998: 160-161), a good test is a test that has moderate level because the test can provide information about the big difference amongst the student. Even the test was classified as a good test, the students were still failed to pass the test.

Due to the result above there are several factors why all of students failed on the test. *First*, the knowledge or the ability of each subject in English is in average level. Based on researcher interview with the English teacher and the student, student ability was classified in average level, it could be proved by the student scores in English class. *Second*, the quality of the English standard, as a new school Madani Alauddin Senior High School does not have a high standard of English. Madani Alauddin Senior High School needs a facility such as English laboratory or

language laboratory to improve their English Standard. *Third*, because of the second factor, the students do not have adequate experience in English. So, if the students face an English test they will have many troubles to pass the test like result that is shown in this thesis.

Besides mentioned factors above, there are some other causes that can influence the result of the test. Those are the test vocabulary quality, students' condition while doing test, the students face a type of question that have never been given by their English teacher, and the test maker made a too high standard question on the test.

Similar to the findings of Noveria (2015: 34) in her thesis, a number of factors can influence the result of tests and instruments used in research: 1) unclear directions; 2) confusing and ambiguous item test; 3) using too difficult vocabulary for test takers; 4) using too difficult and complex sentence structures; 5) inconsistent and subjective scoring methods; 6) untaught items on achievement tests; 7) failure to follow standardized of test administration procedure and 8) cheating, either by participants or by someone teaching the correct answer to the specific test items.

CHAPTER V

CONCLUSIONS AND SUGGESTION

This chapter contains two parts. The first part concludes the findings and the discussion from previous chapter and the second part deals with some suggestions.

A. Conclusions

Based on the result of the researcher findings and discussion on the previous chapter, the researcher comes to conclusions as follow:

1. The difficulty level of English questions of Local Entrance Test (*UMM*) of UIN Alauddin Makassar is in the moderate level. The researcher revealed that the test has 6 questions were classified into too difficult level, 3 questions classified into difficult level and 16 questions classified into moderate level.
2. The English questions of Local Entrance Test (*UMM*) of UIN Alauddin Makassar has a good quality difficulty level because the test has about 65% (16) questions classified into moderate level.

B. Suggestions

Concerning with the result of this research, the researcher would like to give some following suggestions:

1. To make the test becomes better the future test maker of UIN Alauddin Makassar's Local Entrance Test (*UMM*) needs to change some moderate question to easy question. Because there was no question on the Local Entrance Test (*UMM*) of UIN Alauddin Makassar classified as easy question, only difficult and moderate level of question.

2. Before applying the test to the candidates, it would be better if the test-maker(s) tested the test several times.
3. Future test-maker(s) should make a different English test for prospective students who want to take general majors than those who want to major in English education or English literature.
4. In addition to making tests based on the need of University, the test-maker(s) should give concern to the curriculum implemented in senior high school.



BIBLIOGRAPHY

- Ahmed, A., & Pollitt, A.: *Curriculum demands and question difficulty*. Paper presented at IAEA Conference, Slovenia, 2003.
- Ahmed, A, Pollitt, A., Crisp, V., & Sweiry, E.: *Writing examinations questions*. A course created by the Research & Evaluation Division, University of Cambridge Local Examinations Syndicate, 2003.
- Airasian, P. W. *Classroom Assessment*. New York: McGraw-Hill, 1991.
- Arikunto, S. *Dasar-dasar Pemikiran Pendidikan*. Jakarta: Bumi Aksara, 2003.
- *Prosedur Penelitian; Suatu Pendekatan Praktik*. Edisi Revisi; Jakarta: PT. Rineka Cipta, 2006.
- Brown, H. D. *Language Assessment, Principles and Classroom Practices*. San Francisco: Longman, 2004.
- Crocker, L., & Algina, J. *Introduction to classical and modern test theory*. New York: Holt, Rinehart and Winston, 1986.
- Ebel, R.L., & Frisbie, D.A. *Essentials of educational measurement*. Englewood Cliffs, NJ: Prentice-Hall, 1986.
- Fisher-Hoch, H., & Hughes, S.: *What makes mathematics exam questions difficult?* Paper presented at the British Educational Research Association Annual Conference, Lancaster University, 1996.
- Fisher-Hoch, H., Hughes, S., & Bramley, T.: *What makes GCSE examination questions difficult? Outcomes of manipulating difficulty of GCSE questions*. Paper presented at the British Educational Research Annual Conference, University of York, 1997.
- Fulcher, G. *Practical Language Testing*. London: Hodder Education, 2010.
- Fulcher, G and Fred, D. *Language Testing and Assessment: An Advanced Resource Book*. Oxon: Routledge. 2007.
- Gay, R.L. *Educational Research; Competencies for Analysis & Application*. Second Edition; USA: Charles E. Merrill Publishing Company, 1981
- Gay, R.L, at all. *Educational Research; Competencies for Analysis & Application*. Eight Edition; Berkeley: The Lehigh Press, 2006.

- Goldenson. *Longman Dictionary of Psychology and Psychiatry*. USA: Longman Inc, 1984.
- Gronlund, N. F. *Measurement and Evaluation in Teaching*. Fifth Edition; New York: Macmillan Publishing Company, 1985.
- Heaton, J.B. *Writing English Language Tests*. London: Longman Group, 1988.
- Henrysson, S. *Gathering, analyzing, and using data on test items*. In R.L. Thorndike (Ed.) *Educational Measurement* (p. 141). Washington DC: American Council on Education, 1971.
- Joni, R. *Pengukuran dan Penilaian Pendidikan*. Malang: YP2LPM, 1984.
- Jusni. "Analyzing the Feasibility, validity and Reliability of the English Test Items used in SMA Negeri 3 Makassar". *Thesis*: Tarbiyah and Teaching Science Faculty UIN Makassar, 2009.
- Kizlik, B.: *Measurement, Assessment, and Evaluation in Education*. Retrived: October 20, 2009 at 07.00 p.m. From <http://www.adprima.com/measurement.htm> on 20 october 2009.
- Millman, J., & Greene, J. *The specification and development of tests of achievement and ability*. In R.L. Linn (Ed.) *Educational measurement* (pp. 335-366). Phoenix, AZ: Oryx Press, 1993.
- Noveria, A. "Item analysis on the Validity and the Reliability of English Summative Test for the First Year Students of MA Madani Alauddin Paopao". *Thesis*. Tarbiyah and Teaching Science Faculty of UIN Alauddin Makassar, 2015.
- Nunnally, J.C. *Educational measurement and evaluation* (2nd ed.). New York: McGraw-Hill, 1972.
- Pedhazur, E.J., & Schmelkin, L.P. *Measurement, design, and analysis: An integrated approach*. Hillsdale, NJ: Erlbaum, 1991.
- Pollitt, A., Huchinson, C., Entwistle, N., & De Luca, C.: *What makes exam questions difficult?* Edinburgh, UK: Scottish Academic Press 1985.
- Propham, W. J. *Classroom Assessment, What Teachers Need to Know*. Boston: Allyn and Bacon, 1995.
- Propham, W.J. *Modern educational measurement*. Englewood Cliff, NJ: Prentice-Hall, 1981.

Salwa, Athiyah. "The validity, Realibility, Level of Difficulty, and Appropriateness of Curriculum of the English TEST", 2012.

Sax, G. *Principles of educational and psychological measurement and evaluation (3rd ed.)*. Belmont, CA: Wadsworth, 1989.

Sireci, S.: The construct of content validity. *Social Indicators Research*, 45, 83-117, 1998.

Tahmid, M. "Analysis of the Teacher's Multiple Choice English Test for the Students of MAKN Makassar". *Thesis: Tarbiyah and Teaching Science Faculty of UIN Alauddin Makassar*, 2005.

Thompson, B., & Levitov, J.E. *Using microcomputers to score and evaluate test items*. Collegiate Microcomputer, 1985.

Thorndike, R.M., Cunningham, G.K., Thorndike, R.L., & Hagen, E.P. *Measurement and evaluation in psychology and education (5th ed.)*. New York: MacMillan, 1991.

Tuckman, B. W. *Measuring Educational Outcomes, Fundamentals of Testing*. New York: Harcourt, Brace Jovanovich, 1975.

Wiersma, W. & Jurs, S.G. *Educational measurement and testing (2nd ed.)*. Boston, MA: Allyn and Bacon, 1990.

Wood, D.A. *Test construction: Development and interpretation of achievement tests*. Columbus, OH: Charles E. Merrill Books, Inc, 1960.

APPENDIX 1
BAHASA INGGRIS

Nama:

Kelas:

51. The class teacher insists that the students..... the assignment on time.

- A. hand in
- B. handed in
- C. to hand in
- D. handing in

52. We have been here..... two hours.

- A. in
- B. since
- C. for
- D. on

53. You should check your answer sheet before.....

- A. hand it in
- B. to hand it in
- C. handing it in
- D. handed it in

54. Would you mind, please?

- A. to answer the telephone
- B. answering the telephone
- C. answer the telephone



UNIVERSITAS ISLAM NEGERI

ALAUDDIN

M A K A S S A R

D. to the telephone answering

55. Could you please tell me.....

A. where the toilet is?

B. where the toilet?

C. where is the toilet?

D. where does the toilet?

56. Maryam has a..... dress

A. new small beautiful red cotton Italian

B. small new beautiful red cotton Italian

C. beautiful small new red Italian cotton

D. beautiful new small red Italian cotton

57. The play performed by Teater EMWE was good.....it could it could have been improved by adding the sound effects.

A. thus

B. and

C. but

D. or

58. Susi made Andi.... his sandals before he went into her house.

A. takes off

B. take off

C. took off

D. taken off

59. Karmilah to an opera before she lived in Jakarta.

A. was never going

B. has never gone

C. had never gone

D. did not go

60. After attending the wedding party, Dona continued ... the meal and having dinner with her family.

A. heating

B. to heat

C. heat

D. heats

61. If the team a better striker, they would have won the game.

A. has

B. had

C. had had

D. has had

62. Syamsul Bahri did not sign contract offered by Gaylang FC and.....

A. neither did Rommy and Firdaus

B. either did not Rommy and Firdaus

C. Rommy and Firdaus did either

D. Rommy and Firdaus did not neither

63. There antique furniture available in this gallery three days ago.

A. was not

B. was no

C. is not

D. is no

64. While To buy the concert ticket, the man with the beard stole the young lady's purse.

A. he queuing

- B. he queues
- C. queuing
- D. queued

65. You Unplug the toaster before you try to clean it.

- A. have better to
- B. better to
- C. had better
- D. should be better

Reading For Questions 66 – 70

Traditionally, mental tests have been divided into two types. Achievement tests are designed to measure acquired skills and knowledge, particularly those that have been explicitly taught. The proficiency exams required by some states for high school graduation are achievement tests. Aptitude tests are designed to measure a person's ability to acquire new skills or knowledge. For example, vocational aptitude tests can help you decide whether you would do better as a mechanic or musician. However, all mental tests are in some sense achievement tests because they assume some sort of past learning or experience with certain objects, words or situations. The difference between achievement and aptitude tests is one of degree and intended use.

66. The author's main purpose in this passage is to
- A. show the importance of testing
 - B. relate a story about aptitude and achievement tests
 - C. compare and contrast achievement and aptitude tests
 - D. criticize the use of testing to measure a person's ability
67. This passage would most likely appear in
- A. an art journal
 - B. a novel

- C. a psychology book
- D. a medical journal
68. Which of following conclusions can be drawn from this passage?
- A. Aptitude and achievement tests are interchangeable.
- B. An aptitude test might be helpful to a person contemplating a career move.
- C. All high school students should take proficiency exams.
- D. Tests are a means of acquiring skills and knowledge.
69. The paragraph preceding this one most likely deals with
- A. other types of psychological testing
- B. the relation between education and achievement
- C. career choices
- D. the requirements for high school graduation
70. The author's attitude toward the subject of testing is
- A. indifferent
- B. critical
- C. objective
- D. emotional

Question 71 – 75 for the following text

We will never live in a truly global world, where geography and local culture do not matter. Globalization is a process, not a destination. For a start, people are sedentary. Moving about will always take time and money. Most what we consume cannot be traded. Since many services have to be provided on the spot, much of the economy is set to remain local: nurses, nannies, hairdressers, gardeners, shop assistants, fitness instructors, cleaners and therapists cannot ply their trade on the other of the globe. These service are the fastest growing area of rich country economy.

71. What is the topic of the text above....
- A. Globalization and culture
 - B. Globalization destination
 - C. Local services remain unaffected by globalization
 - D. Process of globalization
72. According to the text which one is not true....
- A. There is a possibility of the existence of such a truly global world
 - B. Moving consumes time and money
 - C. There are some services which cannot be traded globally
 - D. Services are part of rich country economy
73. What does the word “ply” mean?
- A. To reject
 - B. To misuse
 - C. To neglect something
 - D. To conduct
74. Which one of these jobs does not belong to a therapist category?
- A. Doctor
 - B. Psychiatrist
 - C. Counselor
 - D. Engineer
75. What is the synonym of the word “nannies”?
- A. Baby sitters
 - B. Housemaid
 - C. Teacher
 - D. Laundry

APPENDIX 2**KEY ANSWER**

1. A

2. C

3. A

4. B

5. A

6. C

7. C

8. C

9. B

10. A

11. C

12. A

13. B

14. A

15. C

16. C

17. C

18. B

19. A

20. C

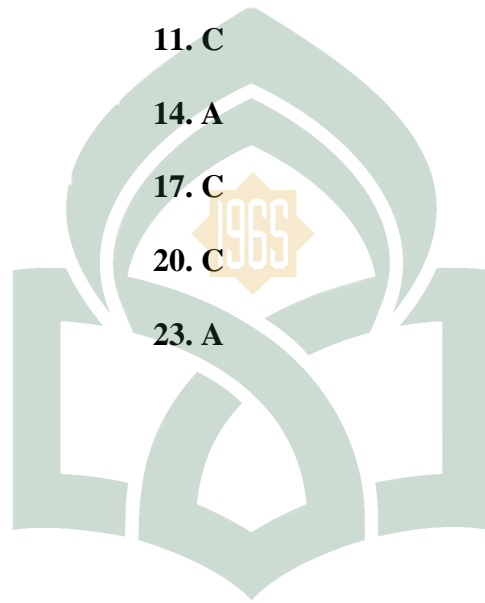
21. A

22. A

23. A

24. D

25. A



UNIVERSITAS ISLAM NEGERI
ALAUDDIN
M A K A S S A R

APPENDIX 2

Students' Test Result

Name	Questions																									Total
	Q1	Q2	Q3	Q4	Q5	Q6	Q7	Q8	Q9	Q10	Q11	Q12	Q13	Q14	Q15	Q16	Q17	Q18	Q19	Q20	Q21	Q22	Q23	Q24	Q25	
MAT P	1	1	1	1	0	0	0	0	1	0	0	0	1	0	0	1	0	1	0	1	1	0	0	1	1	12
AIBR	1	1	1	1	0	0	0	0	1	0	0	0	1	0	0	0	0	1	0	1	1	0	0	1	1	11
ASA	1	1	1	1	0	0	0	0	1	0	0	0	1	0	0	1	0	1	0	1	1	0	0	1	1	12
KNS A	1	1	1	1	0	0	0	0	0	0	0	1	0	0	0	0	0	1	0	0	0	0	0	1	1	8
NHS B	1	0	1	1	0	0	0	0	1	0	0	0	1	0	0	1	0	1	0	1	1	0	0	1	1	11
NWA S	1	1	0	1	0	0	0	1	1	0	0	0	1	1	0	0	1	1	0	0	1	0	0	1	1	12
JUS M	0	0	0	0	0	0	1	0	0	1	0	0	0	1	0	0	0	0	0	0	1	0	1	1	0	6
ATF	1	1	1	1	0	0	0	0	0	0	0	1	0	0	0	0	0	1	0	0	0	0	0	1	1	8

AYT A	0	0	0	0	0	1	1	0	0	1	0	0	0	1	0	0	0	0	0	1	0	1	1	0	0	7
AYDI	0	0	0	0	0	1	1	0	0	1	0	0	0	1	0	0	0	0	0	1	0	1	1	0	0	7
AHY D	1	1	1	1	0	0	0	0	1	0	0	0	1	0	0	1	0	1	0	1	1	0	0	1	1	12
NRM A	0	0	0	0	0	1	1	0	0	1	0	0	0	1	0	0	0	0	0	1	0	1	1	0	0	7
FTR H	0	0	0	0	0	1	1	0	0	1	0	0	0	1	0	0	0	0	0	1	0	1	1	0	0	7
IFLT H	1	1	1	1	0	0	0	0	1	0	0	0	1	0	0	1	0	1	0	1	1	0	0	1	1	12
RSM T	0	0	0	0	0	1	1	0	0	1	0	0	0	1	0	0	0	1	0	0	1	0	0	0	0	6
SYF D	0	0	0	0	0	1	1	0	0	1	0	0	0	1	0	0	0	1	0	0	1	0	0	0	0	6
ASH H	1	1	1	1	0	0	0	0	1	0	0	0	1	1	0	1	1	1	0	1	1	0	0	1	1	14
ACIC	0	0	0	0	0	0	1	0	0	1	0	0	0	1	0	0	0	0	0	1	0	1	1	0	0	6

NAA R	0	0	0	0	0	1	1	0	0	1	0	0	0	1	0	0	0	1	0	0	1	0	0	0	0	6
NAA N	0	0	0	0	0	1	1	0	0	1	0	0	0	1	0	0	0	1	0	0	1	0	0	0	0	6
ADE	0	0	0	1	0	1	1	0	0	1	0	0	0	0	0	0	0	0	0	0	0	0	0	0	0	4
AFA A	1	1	1	1	0	0	0	0	1	0	0	0	1	0	0	1	0	1	0	1	1	0	0	1	1	12
Total	11	10	10	12	0	9	11	1	9	11	0	2	9	12	0	7	2	15	0	14	13	6	6	11	11	

Ket:

1. MATP : Muh. Adhan Tri Putra
2. AIBR : Ahmad Ibrahim
3. ASA : Achmad Sa'ad
4. KNSA : Khaerunnisa
5. NHSB : Nurjah Hasibuan
6. NWAS : Nur Wahidah As'ad
7. JUSM : Jumriani Usman
8. ATF : Annisa Tri Firjayani
9. AYTA : Alyaniti Ahmad
10. AYDI : Ade Yunaldi
11. AHYD : Ahmad Hadiyatulloh
12. NRMA : Nirmala
13. FTRH : Fitrah
14. IFLTH : Ifa Latifah
15. RSMT : Rismawati

16. SYFD : Syakilah Fadhiliyah
17. ASHH : Ash Habul Hasby
18. ACIC : Achrul Ichsan
19. NAAR : Nur Adelia Arif
20. NAAN : Nur Afifah Angraeni
21. ADE : Ade
22. AFAA : Andi Farid Al Afif

No.	Name	Score	Additional Data	
			Percentages	Status (<i>KKM</i> 75%)
1	Muh. Adhan Tri Putra	12	$12 : 25 \times 100\% = 48\%$	Failed
2	Ifa Latifah	12	$12 : 25 \times 100\% = 48\%$	Failed
3	Andi Farid Al Afif	12	$12 : 25 \times 100\% = 48\%$	Failed
4	Ash Habul Hasby	14	$14 : 25 \times 100\% = 56\%$	Failed
5	Achmad Hadiyatulloh	12	$12 : 25 \times 100\% = 48\%$	Failed
6	Achmad Sa'ad	12	$12 : 25 \times 100\% = 48\%$	Failed
7	Ahmad Ibrahim	11	$11 : 25 \times 100\% = 44\%$	Failed
8	Nur Wahidah As'ad	12	$12 : 25 \times 100\% = 48\%$	Failed
9	Khaerunnisa	8	$8 : 25 \times 100\% = 32\%$	Failed
10	Nurjah Hasibuan	11	$11 : 25 \times 100\% = 44\%$	Failed
11	Jumriani Usman	7	$7 : 25 \times 100\% = 28\%$	Failed
12	Annisa Tri Firjayani	8	$8 : 25 \times 100\% = 32\%$	Failed
13	Ayuniti Ahmad	7	$7 : 25 \times 100\% = 28\%$	Failed
14	Ade Yunaldi	7	$7 : 25 \times 100\% = 28\%$	Failed
15	Nirmala	7	$7 : 25 \times 100\% = 28\%$	Failed
16	Fitrah	7	$7 : 25 \times 100\% = 28\%$	Failed
17	Rismawati	6	$6 : 25 \times 100\% = 24\%$	Failed
18	Syakilah Fadhiliyah	6	$6 : 25 \times 100\% = 24\%$	Failed

19	Achrul Ichsan	6	$6 : 25 \times 100\% = 24\%$	Failed
20	Nur Adelia Arif	6	$6 : 25 \times 100\% = 24\%$	Failed
21	Nur Afifah Angraeni	6	$6 : 25 \times 100\% = 24\%$	Failed
22	Ade	4	$4 : 25 \times 100\% = 6\%$	Failed



APPENDIX 3
INTERVIEW SESSION

Name :

Class :

Questions:

1. According to you what is the easiest and the most difficult number in this test?

Answer:

2. Why do you say that number ... is the easiest one?

Answer:

3. Why do you say that number ... is the most difficult?

Answer:

4. What do you think about the vocabularies in this test?

Answer:

5. What kind of vocabulary that you did not understand in this test?

Answer:

6. How did you answer the number that you did not know its vocabulary?

Answer:

7. What strategy did you do to answer the test?

Answer:

8. What time did you use to finish the test?

Answer:

9. So, what do think about the whole test? Is it difficult? Moderate? Or easy?

Answer:

10. What is your suggestion to the next test maker(s)?

Answer:

APPENDIX 4

Items' Difficulty Level

Item	$P = NP/N$	Item Status
1	$11 : 22 = 0,5$	Moderate
2	$10 : 22 = 0,45$	Moderate
3	$10 : 22 = 0,45$	Moderate
4	$12 : 22 = 0,54$	Moderate
5	$0 : 22 = 0,00$	Too Difficult
6	$9 : 22 = 0,41$	Moderate
7	$11 : 22 = 0,5$	Moderate
8	$1 : 22 = 0,04$	Difficult
9	$9 : 22 = 0,41$	Moderate
10	$11 : 22 = 0,5$	Moderate
11	$0 : 22 = 0,00$	Too Difficult
12	$2 : 22 = 0,09$	Too Difficult
13	$9 : 22 = 0,41$	Moderate
14	$12 : 22 = 0,54$	Moderate

15	$0 : 22 = 0,00$	Too Difficult
16	$7 : 22 = 0,31$	Moderate
17	$2 : 22 = 0,09$	Too Difficult
18	$15 : 22 = 0,68$	Moderate
19	$0 : 22 = 0,00$	Too Difficult
20	$14 : 22 = 0,63$	Moderate
21	$13 : 22 = 0,6$	Moderate
22	$6 : 22 = 0,27$	Difficult
23	$6 : 22 = 0,27$	Difficult
24	$11 : 22 = 0,5$	Moderate
25	$11 : 22 = 0,5$	Moderate

APPENDIX 4**INTERVIEW SESSION**

Name : Andi Farid Al Afif

Class : XII MIA 1

Questions:

11. According to you what is the easiest and the most difficult number in this test?

Answer: "the easiest was 1 and the hardest was 19"

12. Why do you say that number 1 is the easiest one?

Answer: "I just could easily answer it"

13. Why do you say that number 19 is the most difficult?

Answer: "I had no idea, it just difficult"

14. What do you think about the vocabularies in this test?

Answer: "I knew some of them, those were not really hard"

15. What kind of vocabulary that you did not understand in this test?

Answer: "maybe adjectives or adverbs, I am not sure"

16. How did you answer the number that you did not know its vocabulary?

Answer: "guessed it"

17. What strategy did you do to answer the test?

Answer: "I had no any strategy I just answered one by one from number 1"

18. What time did you use to finish the test?

Answer: "about 40 minutes I guess"

19. So, what do think about the whole test? Is it difficult? Moderate? Or easy?

Answer: "it was difficult"

20. What is your suggestion to the next test maker(s)?

Answer: "please make it easier so I can answer all of them"

INTERVIEW SESSION

Name : Ade

Class : XII MIA 1

Questions:

21. According to you what is the easiest and the most difficult number in this test?

Answer: "number 4 and 19"

22. Why do you say that number 4 is the easiest one?

Answer: "it was just easy"

23. Why do you say that number 19 is the most difficult?

Answer: "I did not know, many of my friends say that too"

24. What do you think about the vocabularies in this test?

Answer: "too many vocabularies that I did not know"

25. What kind of vocabulary that you did not understand in this test?

Answer: "noun, adjective, adverb"

26. How did you answer the number that you did not know its vocabulary?

Answer: "I just choose it"

27. What strategy did you do to answer the test?

Answer: "I had no strategy"

28. What time did you use to finish the test?

Answer: "30 minutes maybe"

29. So, what do think about the whole test? Is it difficult? Moderate? Or easy?

Answer: "it was very difficult"

30. What is your suggestion to the next test maker(s)?

Answer: "make the easier"

INTERVIEW SESSION

Name : Achrul Ichsan

Class : XII MIA 1

Questions:

31. According to you what is the easiest and the most difficult number in this test?

Answer: "number 7 and 19"

32. Why do you say that number 7 is the easiest one?

Answer: "because I could answer it easily"

33. Why do you say that number 19 is the most difficult?

Answer: "I did not know actually, I just feel it was the hardest"

34. What do you think about the vocabularies in this test?

Answer: "it was very difficult"

35. What kind of vocabulary that you did not understand in this test?

Answer: "many of them"

36. How did you answer the number that you did not know its vocabulary?

Answer: "guessed it maybe"

37. What strategy did you do to answer the test?

Answer: "I looked for the easiest one"

38. What time did you use to finish the test?

Answer: "around 40 minutes"

39. So, what do think about the whole test? Is it difficult? Moderate? Or easy?

Answer: it was very difficult"

40. What is your suggestion to the next test maker(s)?

Answer: "make the easiest test so I can get high result."

INTERVIEW SESSION

Name : Ahmad Ibrahim

Class : XII MIA 1

Questions:

41. According to you what is the easiest and the most difficult number in this test?
Answer: “number 1 and 19”
42. Why do you say that number 1 is the easiest one?
Answer: “because I could answer it easily”
43. Why do you say that number 19 is the most difficult?
Answer: “I did not know actually, I just feel it was the hardest”
44. What do you think about the vocabularies in this test?
Answer: “quite difficult”
45. What kind of vocabulary that you did not understand in this test?
Answer: “many of them”
46. How did you answer the number that you did not know its vocabulary?
Answer: “guessed it”
47. What strategy did you do to answer the test?
Answer: “looked for the easiest one”
48. What time did you use to finish the test?
Answer: “45 minutes maybe”
49. So, what do think about the whole test? Is it difficult? Moderate? Or easy?
Answer: “very difficult”
50. What is your suggestion to the next test maker(s)?
Answer: “please insert easier vocabulary in the test”

INTERVIEW SESSION

Name : Achmad hadiyatulloh

Class : XII MIA 1

Questions:

51. According to you what is the easiest and the most difficult number in this test?

Answer: “number 1 and 22”

52. Why do you say that number 1 is the easiest one?

Answer: “because I could answer it easily”

53. Why do you say that number 22 is the most difficult?

Answer: “I did not know actually, I just feel it was the hardest for me”

54. What do you think about the vocabularies in this test?

Answer: “it was difficult”

55. What kind of vocabulary that you did not understand in this test?

Answer: “many of them”

56. How did you answer the number that you did not know its vocabulary?

Answer: “guessed it maybe *hehe* (laugh)”

57. What strategy did you do to answer the test?

Answer: “I asked my friends actually *haha* (laugh again)”

58. What time did you use to finish the test?

Answer: “more than 40 minutes”

59. So, what do think about the whole test? Is it difficult? Moderate? Or easy?

Answer: “very difficult”

60. What is your suggestion to the next test maker(s)?

Answer: “do not make any difficult test please”

INTERVIEW SESSION

Name : Ash Habul hasby

Class : XII MIA 1

Questions:

61. According to you what is the easiest and the most difficult number in this test?

Answer: "number 9 and 22"

62. Why do you say that number 9 is the easiest one?

Answer: "actually I do not remember, so I just say it"

63. Why do you say that number 22 is the most difficult?

Answer: "I did not know actually, I just feel it was the hardest"

64. What do you think about the vocabularies in this test?

Answer: "very difficult but also have some common vocabulary"

65. What kind of vocabulary that you did not understand in this test?

Answer: "many of them I did not understand"

66. How did you answer the number that you did not know its vocabulary?

Answer: "guessed it"

67. What strategy did you do to answer the test?

Answer: "I looked for the easiest one and then continue"

68. What time did you use to finish the test?

Answer: "I think it is about 50 minutes"

69. So, what do think about the whole test? Is it difficult? Moderate? Or easy?

Answer: "it was very difficult but I think I can get more than 50%"

70. What is your suggestion to the next test maker(s)?

Answer: "make it easier so I can answer it easily"

INTERVIEW SESSION

Name : Ifa Latifah

Class : XII MIA 1

Questions:

71. According to you what is the easiest and the most difficult number in this test?

Answer: “number 1 and 19”

72. Why do you say that number 1 is the easiest one?

Answer: “because I could answer it easily, brother”

73. Why do you say that number 19 is the most difficult?

Answer: “I just felt it was the hardest, brother”

74. What do you think about the vocabularies in this test?

Answer: “It was very very very difficult”

75. What kind of vocabulary that you did not understand in this test?

Answer: “many of them, brother”

76. How did you answer the number that you did not know its vocabulary?

Answer: “I just guessed it, brother”

77. What strategy did you do to answer the test?

Answer: “looked for the easiest one”

78. What time did you use to finish the test?

Answer: “hmmm.... About 50 minutes”

79. So, what do think about the whole test? Is it difficult? Moderate? Or easy?

Answer: “it was very very difficult”

80. What is your suggestion to the next test maker(s)?

Answer: “make the hardest but give me the key answer *hahaha* (laugh)”

INTERVIEW SESSION

Name : Achmad Sa'ad

Class : XII MIA 1

Questions:

81. According to you what is the easiest and the most difficult number in this test?

Answer: "number 4 and 19"

82. Why do you say that number 4 is the easiest one?

Answer: "I did not know, I just felt it was the easiest"

83. Why do you say that number 19 is the most difficult?

Answer: "some people think like that, so do I"

84. What do you think about the vocabularies in this test?

Answer: "It was quiet difficult"

85. What kind of vocabulary that you did not understand in this test?

Answer: "many of them"

86. How did you answer the number that you did not know its vocabulary?

Answer: "I just guessed it"

87. What strategy did you do to answer the test?

Answer: "I had no any strategy I just answered it from number 1 to the last number"

88. What time did you use to finish the test?

Answer: "About 45 minutes"

89. So, what do think about the whole test? Is it difficult? Moderate? Or easy?

Answer: "it was very difficult"

90. What is your suggestion to the next test maker(s)?

Answer: "make the easier test so many people can pass it (smile)"

INTERVIEW SESSION

Name : Shakilah Fadliyah

Class : XII MIA 1

Questions:

91. According to you what is the easiest and the most difficult number in this test?
Answer: “number 6 and 19, but actually too many number that very difficult”

92. Why do you say that number 6 is the easiest one?
Answer: “I just felt it was the easiest one”

93. Why do you say that number 19 is the most difficult?
Answer: “I did not understand reading chapter”

94. What do you think about the vocabularies in this test?
Answer: “It was very difficult”

95. What kind of vocabulary that you did not understand in this test?
Answer: “almost all of them”

96. How did you answer the number that you did not know its vocabulary?
Answer: “I just guess it”

97. What strategy did you do to answer the test?
Answer: “I do not have, I just answer it from number 1 to the last number”

98. What time did you use to finish the test?
Answer: “About 50 minutes”

99. So, what do think about the whole test? Is it difficult? Moderate? Or easy?
Answer: “it was very difficult”

100. What is your suggestion to the next test maker(s)?
Answer: “make the easier so I can pass easily”

INTERVIEW SESSION

Name : Nur Adelia Arif

Class : XII MIA 1

Questions:

101. According to you what is the easiest and the most difficult number in this test?

Answer: "number 7 and 19"

102. Why do you say that number 4 is the easiest one?

Answer: "Because I could answer it easily"

103. Why do you say that number 19 is the most difficult?

Answer: "I could never answer reading part in English test"

104. What do you think about the vocabularies in this test?

Answer: "It was difficult"

105. What kind of vocabulary that you did not understand in this test?

Answer: "almost all of them"

106. How did you answer the number that you did not know its vocabulary?

Answer: "I just guess it"

107. What strategy did you do to answer the test?

Answer: "I do not have, I just answer it from number 1 to the last number"

108. What time did you use to finish the test?

Answer: "1 hour maybe"

109. So, what do think about the whole test? Is it difficult? Moderate? Or easy?

Answer: "it was very difficult"

110. What is your suggestion to the next test maker(s)?

Answer: "make an easier test and do not make many difficult questions in it.
Do not make many reading question also"

APPENDIX 6

DOCUMENTATION

Researcher explained about what the students were going to do.



Researcher distributed the test to students.



Researcher collected the students' answers.

