


**DEVELOPING ENGLISH LANGUAGE PRINTED MATERIALS  
BASED ON 2013 CURRICULUM FOR  
THE TENTH GRADE STUDENTS  
IN SMA NEGERI 16  
MAKASSAR**



**A Thesis**

*Submitted in Partial Fulfilment of the Requirements for the Degree  
of Sarjana Pendidikan in English Education Department  
of Tarbiyah and Teaching Science Faculty  
UIN Alauddin Makassar*


**ALAUDDIN  
M A K A S S A R**

By

**NURUL FADHILAH SARI**  
Reg. Number T.20400113170

**ENGLISH EDUCATION DEPARTMENT  
TARBIYAH AND TEACHING SCIENCE FACULTY  
ALAUDDIN STATE ISLAMIC UNIVERSITY OF MAKASSAR  
2018**

**DEVELOPING ENGLISH LANGUAGE PRINTED MATERIALS  
BASED ON 2013 CURRICULUM FOR  
THE TENTH GRADE STUDENTS  
IN SMA NEGERI 16  
MAKASSAR**



*Submitted in Partial Fulfilment of the Requirements for the Degree  
of Sarjana Pendidikan in English Education Department  
of Tarbiyah and Teaching Science of  
UIN Alauddin Makassar*

By

**NURUL FADHILAH SARI**  
Reg. Number T.20400113170

**ENGLISH EDUCATION DEPARTMENT  
TARBIYAH AND TEACHING SCIENCE FACULTY  
ALAUDDIN STATE ISLAMIC UNIVERSITY OF MAKASSAR  
2018**

## PERNYATAAN KEASLIAN SKRIPSI

Mahasiswa yang bertanda tangan di bawah ini:

Nama : Ikram  
NIM : 20500114055  
Tempat/Tgl Lahir : Pohni, 15 Mei 1996  
Jurusan/Prodi/Konsentrasi : Pendidikan Biologi  
Fakultas/Program : Tarbiyah dan Keguruan/S1  
Alamat : BTN Paccinongang Harapan PA 17 No.13  
Judul : **"Perbandingan Hasil Belajar IPA Peserta Didik Yang Menggunakan Model Pembelajaran Kooperatif Tipe *Two Stay Two Stray* (TS-TS) Dengan Tipe *Think Pair Share* (TPS) Kelas VIII MTs Negeri Gowa"**

Menyatakan dengan sesungguhnya dan penuh kesadaran, bahwa skripsi ini benar adalah hasil karya penyusun sendiri. Jika dikemudian hari terbukti bahwa ia merupakan duplikat, tiruan, plagiat, atau dibuat oleh orang lain, sebagian atau seluruhnya, maka skripsi dan gelar yang diperoleh karenanya batal demi hukum.

Samata-Gowa, 16 Mei 2018

Penyusun,



Ikram

NIM: 20500114055

## PERSETUJUAN PEMBIMBING

Pembimbing penulis skripsi saudara Ikram, NIM: 20500114055 mahasiswa Jurusan Pendidikan Biologi Fakultas Tarbiyah dan Keguruan UIN Alauddin Makassar, setelah dengan seksama meneliti dan mengoreksi skripsi yang bersangkutan dengan judul **"Perbandingan Hasil Belajar Ipa Peserta Didik Yang Menggunakan Model Pembelajaran Kooperatif Tipe *Two Stay Two Stray* (TS-TS) dengan Tipe *Think Pair Share* (TPS) Kelas VIII Mts Negeri Gowa"** memandang bahwa skripsi tersebut telah memenuhi syarat – syarat ilmiah dan dapat disetujui untuk diajukan ke sidang *munaqasyah*.

Demikian persetujuan ini diberikan untuk diproses lebih lanjut.

Samata-Gowa, 16 Mei 2018

Pembimbing I

Dr. Andi Maulana, M.Si.

NIP : 19621015 199303 1 002

Pembimbing II

Dr. Saprin, M.Pd.I.

NIP : 19661231 199303 1 034

UNIVERSITAS ISLAM NEGERI

**ALAUDDIN**  
M A K A S S A R

## PENGESAHAN SKRIPSI

Skripsi yang berjudul "*Developing English Language Printed Materials Based on 2013 Curriculum for the Tenth Grade Students in SMA Negeri 16 Makassar*" yang disusun oleh Nurul Fadhilah Sari, NIM:20400113170, mahasiswi Jurusan Pendidikan Bahasa Inggris pada Fakultas Tarbiyah dan Keguruan UIN Alauddin Makassar, telah diuji dan dipertahankan dalam sidang munaqasyah yang diselenggarakan pada hari Selasa, tanggal 27 Maret 2018 M, bertepatan dengan 09 Rajab 1439 H, dinyatakan telah dapat diterima sebagai salah satu syarat untuk memperoleh gelar Sarjana Fakultas Tarbiyah dan Keguruan, Jurusan Pendidikan Bahasa Inggris (dengan beberapa perbaikan).

Samata - Gowa,

27 Maret 2018 M.

09 Rajab 1439 H.

### DEWAN PENGUJI:

(SK Dekan No.734 Tertanggal 27 Maret 2018)

Ketua : Dr. Muljono Damopolii M.Ag.

Sekretaris : Dr. Hamka, M.Th.I.

Munaqisy I : Dr. H. Nur Asik, M.Hum.


Munaqisy II : Dra. St. Azisah, M.Ed.St., Ph.D.

Pembimbing I : Dr. Kamsinah, M.Pd.I.

Pembimbing II : Dr. Sitti Nurpahmi, S.Pd., M.Pd.


### Mengetahui:

Dekan Fakultas Tarbiyah dan  
Keguruan UIN Alauddin Makassar

  
/ Dr. H. Muhammad Amri, Lc., M.Ag.  
NIP.197301202003121001



## ACKNOWLEDGEMENTS



Praise be to Almighty God, Allah SWT who always gives gracious mercy and tremendous blessing that has helped the researcher finishing this thesis: ***The Development of English Language Printed Materials Based on 2013 Curriculum: Past Events Material for the Tenth Grade Students in SMA Negeri 16 Makassar***. This thesis is as a requirement in accomplishing the S1 Degree of sarjana pendidikan in English Education of The Faculty of Tarbiyah and Teaching Science of UIN Alauddin Makassar.

The researcher would like to thank to all of those who have given the contribution so that this script can be finished, especially to her Beloved Parents, her mother **Rahmatia, S.Pd.**, and her father **Saipul, S.Pd.**, who have given their endless love, always give support, motivation all of their praying for the researcher. Furthermore, the researcher would like to deliver this thanks to the following people:

1. **Prof. Dr. H. Musafir Pababbari, M.Si.**, the Rector of Alauddin State Islamic University of Makassar .
2. **Dr. H. Muhammad Amri, Lc., M.Ag.**, the Dean of Tarbiyah and Teaching Science Faculty of UIN Makassar.
3. **Dr. Kamsinah, M.Pd.I.** and **St. Nurpahmi, S.Pd., M.Pd.** as Head and Secretary of English Education Department of Tarbiyah and Teaching Science Faculty of UIN Makassar.

4. **Dr. Kamsinah, M.Pd.I and Sitti Nurpahmi, S.Pd., M.Pd.** as the first and second advisor who had guided and assisted the researcher in writing and finishing the script. Thanks for your good advice and valuable input.
5. All lecturers in UIN Alauddin Makassar that the researcher cannot mention all the names. Thanks for your time, knowledge, advice and motivation that you have given to the researcher since study in this great campus.
6. **Drs. Yusuf, M.Pd.** as the headmaster of SMA Negeri 16 Makassar who had allowed and helped the researcher conducted this research at SMA Negeri 16 Makassar . Thanks for your cooperation and contribution.
7. **Mrs. Nirmala** as the teacher English and collaborator of SMA Negeri 16 Makassar who had allowed and helped the researcher in conducting this research.
8. Thanks for the experts **Dr. Hj. Mardiana, M.Hum., Dahniar, S.Pd., M.Pd., and Ratna, S.Pd., M.Pd** for their suggestions to make the product better.
9. Thank you very much for researcher's grandparents, aunts, uncles, siblings, cousins and all of her big family who had always reminded the researcher to keep her health.
10. Sincere thanks to her best friends **Nurwahyuni, S.H., Pretycilia Causa Aprilia, Amd.Keb., Hasmila Anwar S.Pd., Fauziah, S.Pd., Nurcahya Ahmad, Musliati and Rinawanti** who had motivated and always reminded in finishing this study.
11. The researcher's team in this project, **Mujahida, S.Pd., Ija Try Saputri, S.Pd., Fitriah Rahmadhana, S.Pd., Nur Alisah, S.Pd., Sri Anna Sulfia, S.Pd.,**

S.Pd., Nurdieny Fatimah A.S., S.Pd., Mubftahidal Sufyan, S.Pd. and Andi Muhammad Khadafi, for their support and assistance during the accomplishing of this thesis.

12. Her beloved big family of English Education Department 2013, especially for her best friends in group 9 and 10 whose names could not be mentioned one by one, for their friendship, togetherness, laugh, support, and many stories made together.

13. Her beloved new family of KKN 55 Pinrang, Fitriani D, S.SL, Megawati, S.Sos., Khadijah Umar, S.E., Riska Suha, S.Ak, Asma, S.Pd., Muhammad Sandy, Andi Ariezky Naim, Sofyan, and Safaruddin, for their togetherness, supports, motivations and suggestions. Thanks for being such a great companion and history during study at Alauddin State Islamic University of Makassar.

UNIVERSITAS ISLAM NEGERI  
Makassar,

2018

**ALAUDDIN**  
M A K A S S A R

The researcher



Nurul Fadhilah Sari



## TABLE OF CONTENTS

	Pages
COVER PAGE.....	i
PERNYATAAN KEASLIAN SKRIPSI .....	ii
PERSETUJUAN PEMBIMBING .....	iii
PENGESAHAN SKRIPSI.....	iv
ACKNOWLEDGEMENT .....	v
TABLE OF CONTENTS .....	viii
LIST OF FIGURE.....	x
LIST OF TABLES.....	xi
LIST OF APPENDICES.....	xii
ABSTRACT.....	xiii
 CHAPTER I INTRODUCTION.....	 1-8
A. Background .....	1
B. Research Problem.....	4
C. Research Objective.....	4
D. Research Significance .....	5
E. Research Scope and Limitation.....	6
F. Definition of Key Terms.....	7
 CHAPTER II REVIEW OF RELATED LITERATURES.....	 9-15
A. Some Previous of Related Findings .....	9
B. Some Pertinent Ideas.....	11
1. Concept of Material Development.....	11
2. Concept of Past Events .....	11
3. Concept of 2013 Curriculum .....	12
C. Theoretical Framework .....	13
 CHAPTER III RESEARCH METHOD .....	 16-23
A. Research Method.....	16
B. Development Model.....	17
C. Research Subject .....	19
D. Type of Data.....	19
E. Research Instruments .....	20

F. Data Collection Procedure .....	21
G. Try Out Design.....	21
H. Data Analysis Technique .....	21
<b>CHAPTER IV FINDINGS AND DISCUSSION .....</b>	<b>24-41</b>
A. Findings .....	24
B. Discussion .....	39
<b>CHAPTER V CONCLUSIONS AND SUGGESTIONS .....</b>	<b>42-43</b>
A. Conclusions .....	42
B. Suggestions .....	43
<b>BIBLIOGRAPHY .....</b>	<b>44</b>
<b>APPENDICES</b>	
<b>CURRICULUM VITAE</b>	



## LIST OF FIGURES

	Pages
Figures 2.1. Models of Kemmis and McTaggart .....	13
Figures 3.1. The ASSURE's Models .....	17



## LIST OF TABLES

	Pages
Table 3.1 The Criteria Score of Expert Rubric .....	22
Table 3.2 The Validity Criteria of Expert Rubric .....	23
Table 4.1 The Result of Questionnaire Part A .....	26
Table 4.2 The Result of Questionnaire Part B.....	28
Table 4.3 The Result of Questionnaire Part C.....	29
Table 4.4 The Activity In Require Learner Participation .....	34



## LIST OF APPENDICES

	Pages
Appendix I. Questionnaire for students.....	47
Appendix II. Blue Print (product).....	53
Appendix III. Experts' judgment rubric .....	54
Appendix IV. Student assessment rubric .....	57
Basic Competence.....	58
Appendix V. Documentation.....	59





## ABSTRACT

**Thesis Title** : **Developing English Language Printed Materials Based on 2013 Curriculum for the Tenth Grade Students in SMA Negeri 16 Makassar.**  
**Year** : **2018**  
**Researcher** : **Nurul Fadhilah Sari**  
**Consultant I** : **Dr. Kamsinah, M.Pd.I.**  
**Consultant II** : **Sitti Nurpahmi, S.Pd., M.Pd.**

---

The research entitled; Developing English Language Printed Materials Based on 2013 Curriculum for the Tenth Grade Students in SMA 16 Makassar. The researcher proposed to identify the English material currently used, develop especially in past event material in 2013 curriculum, and examine the validity of the teaching material of “Past Event” for the tenth grade students in SMA Negeri 16 Makassar. The sample of the populations in SMA 16 Makassar was X MIA 6 class.

The kind of research that reasercher used in this study was Research and Development (R&D). The development model used ASSURE model. The procedures included analyze learner such as general characteristic, entry competencies, and learning style of the students. Then designing printed material, and developing the materials through the syllabus of 2013 curriculum.

The outcome product was tried out to the tenth grade students in SMA Negeri 16 Makassar. Then it could be evaluated by the experts. Finally, the result of this student’s book analysis by the expert was well-qualified as a reference used in teaching English material. So, the product was being able to help both the teachers and students in learning and teaching English especially past events material.

The systematic organization of developing past events material based on 2013 Curriculum had been checked by two experts in order to validate the whole materials in a printed material and to claimed that it had been validated by the experts. Therefore, this product recommended for the teachers who teach English subject to use this product as their primary reference.

## CHAPTER I

### INTRODUCTION

This chapter deal with background of the study, research focuses, research objectives, research significants, research scope, and operational definition of terms.

#### A. *Background*

Teaching material development activities are academic activities that can be done by teachers themselves, managed by schools or researchers as supplementary. In practice, this activity should be integrated with the school activities because the teaching materials that will be produced or used as a supporter of the learning process at the school concerned.

This is in accordance with *firman* Allah SWT;

اِقْرَأْ بِاسْمِ رَبِّكَ الَّذِي خَلَقَ ۚ خَلَقَ الْإِنْسَانَ مِنْ عَلَقٍ ۚ اِقْرَأْ وَرَبُّكَ الْأَكْرَمُ ۚ الَّذِي عَلَّمَ بِالْقَلَمِ ۚ عَلَّمَ الْإِنْسَانَ مَا لَمْ يَعْلَمْ

*Recite in the name of your Lord Who created, created man from a clot of congealed blood.) Recite: and your Lord is Most Generous, Who taught by the pen, taught man what he did not know. (QS. Al-Alaq 1-5)*

In making teaching material not only know about the function and role but also things that need to be considered in the making of teaching material are curriculum, goals / learners, backgrounds of the field of scholarship, competency map, grammar, graphic design and illustration, evaluation, trials and revisions, and publishers.

Teaching material or book is one of type of printed material that some others consist of modules, handouts, and worksheets. Akbar (2010: 183) states teaching material are textbooks used as standard references to certain subject matter. In this case, the researcher had developed one of the printed English language books used in the tenth graders based on the 2013 curriculum as a supplementary of the material.

The printed material is a learning material that is very commonly used by teachers/instructors whose goal is to achieve learning as technology print. According to Jurilla (2014) printed material is all written material, excluding non-print resources, which convey planned course information as a support for the teaching-learning process, such as textbook, handout, module, etc.

Teaching English in Indonesia is currently based on curriculum. Curriculum is a basis of teaching-learning process, so every teaching-learning process has to follow the curriculum. It is the planned interaction of pupils with instructional content, materials, resources, and processes for evaluating the attainment of educational objectives. That is why every teacher has to understand and follow the current curriculum before planning and developing a kind of teaching-learning process and the materials for the teaching-learning process.

The curriculum in Indonesia has been changing and developing in many times. Curriculum change happens with reasons and purposes, of course to make it more relevant. Curriculum change can answer the demands toward the education that must be able to adjust the evolving

dynamics in society. Nowadays, The National Education Department has changed the previous curriculum – School Based Curriculum (SBC) 2006 – with the new one called 2013. Curriculum The existence of 2013 curriculum becomes a great attention and leads to controversy for most people, because some people regard 2013 curriculum is not ready to implement. Not only that, in the English language teaching books still found problems in the teaching materials.

To clarify the issues, on 15 November 2016 the researchers had conducted a preliminary study by interviewing one of the teachers of English in SMAN 16 Makassar to analyze the implementation of 2013 Curriculum especially in the tenth grade of Senior High School. Based on the researchers interview with one of the teacher. Mrs. Ratna said “there are some problems according to the material and layout of the book, for example is in grammar”. The material is not really appropriate such as the book the authors should preferably derived from expert. Besides, there are titles that do not correspond with the chapter, one example is a matter of talking about self, it is not in accordance with the topic. Likewise, should people talk when we want to practice listening to the native speaker. In addition, she also added the need for the addition of examples in each chapter so that students more easily understood and understand the material.

After the researcher knows about the problem in this book, the researcher thinks to develop these materials to be better and more creative in learning process to make the students interest to learn, the book must be easy to understand and teacher must have more references as a source for

teaching material in order for the learning process is not monotone and makes the students enjoy to learn the English material. Thus the researcher had designed this book to supply the material that more easy to understand.

From those problems, the researcher was more focused on developing the English material dealing with 2013 curriculum and specifically for Past Event material as a step to reach a good and meaningful learning environment.

### **B. *Research Problem***

Based on the previous background of the study, the main purpose of this study is to find the developing teaching materials. So, the formulated problem is that:

1. How to develop English material currently used in SMA Negeri 16 Makassar?
2. How is the development of “Past Events” material in 2013 curriculum for the tenth grade students in SMA Negeri 16 Makassar?
3. How is the validity of the teaching material of Past Events for the tenth-grade students in SMA Negeri 16 Makassar?

### **C. *Research Objective***

Based on the statement of the problem, the researcher formulated the purpose of this research are:

1. To identify the English material currently used in SMA Negeri 16 Makassar.
2. To develop past event material in 2013 curriculum for the tenth grade students in SMA Negeri 16 Makassar.



3. To examine the validity of the teaching material of "Past Event" for the tenth grade students in SMA Negeri 16 Makassar.

#### **D. *Research Significance***

##### **1. Theoretical Significance**

This researcher expects to give knowledge contribution on how to develop effective materials for tenth-grade at the student in SMANegeri 16 Makassar especially for past event material.

##### **2. Practical Significance**

###### **a. Significance for the Researcher**

By this research, the researcher herself can add insight, knowledge, and experience regarding the broad scope of education, especially regarding the development of teaching materials based on the 2013 Curriculum. Moreover, this research expects to give great contribution to the other researchers as a reference for further studies on a similar topic.

###### **b. Significance for the Students**

From this research, the researcher really expect that all of the students can understand how to explain and ask about the past event material based on the 2013 Curriculum.

###### **c. Significance for the Teachers**

In this research, the researcher really expect it was helped the English teacher to choose the appropriate samples or supplementary materials in teaching learning process especially in past events material based on 2013 Curriculum in the class.

#### d. Significance for the Institutions

By this research, the researcher expects that this research really might be additional reading resources for students who want to develop their knowledge about past events materials based on 2013 Curriculum. Furthermore, the researcher expects that the teaching materials can be a product in the manufacture of handbook for the tenth-grade of Senior High School as his original desires.

#### E. *Research Scope and Limitation*

The limitation of this study is focused on developing past events material of the tenth grade in SMAN 16 Makassar. This research is only to develop past events material based on 3.6 and 4.6 basic Competences on the Tenth Grade syllabus based on 2013 Curriculum.

The content of 3.6 and 4.6 basic competences is about apply social functions, text structures, and linguistic elements of transactional text of oral and written transactions involving the act of giving and requesting information relating to past events / events / activities / events referring to their occurrence and end, in the context of their use and arrange the text of transactional, verbal and written interactions, short and simple, involving the act of giving and soliciting information relating to past events / events / activities / events referring to their occurrence and end, in the context of their use. Therefore, the end of this research is to produce a printed material of English material as an additional source for English learning particularly at the school. However this

product will not to be taught, only explained the material in general then validated. In this research the researcher used ASSURES models.

#### **F. *Definition of Key Terms***

The title of this research is “*The Development of English Language Printed Material Based on 2013 Curriculum: Past Event Material for the Tenth Grade Students in SMAN16 Makassar*”.

In understanding the topic of this research easily, the researcher would like to explain the definition of key terms, they are;

##### **1. Developing**

Developing is the process of creating new products through the stage of designing and validating available products in order to be a reference for schools or other institutions. Developing is as the one of key terms because the research design that researcher uses is Research and Development (R&D). In this research, the researcher will develop past tense material based on 2013 Curriculum for the tenth grade students.

##### **2. Printed Material**

The printed material contains the material or the content of the lesson which is a material tool to achieve the learning objectives as outlined using print technology. In printed materials there are several materials content in the form of ideas, facts, concepts, principles, rules or theories covered in subjects in accordance with the disciplines and other information in learning.

### 3. Past Event

Past event is a material based on 3.6 and 4.6 basic competence of the tenth grade syllabus of 2013 Curriculum. It is about Text that occurred in the past.

In this case, the researcher was designed effective teaching materials and developed by the researcher to improve the students' understanding, to provide a sample as an additional material for the teacher in learning process, and to provide one of the references for the institution (school). The researcher was developed the material about Past Event materials based on Curriculum 2013 and to ensure that the students will achieve the purpose of the lesson. Also, it allows for the evaluation of the students' needs. Then, it provides simple procedure to design and develop materials.

## CHAPTER II

### LITERATURE REVIEW

This chapter deals with the review of underlying theory or literature. It contains of two main sub-chapters. It deals with the Some Previous Related Research Findings on the related topic to the past event material and formulation of Theoretical Framework.

#### **A. *Review of Related Literature***

This part, the resercher consisted of some previous related research findings and some pertinent ideas, some of them are states below:

Rohmah, Choirul(2015) in his thesis is entitled “*Developing English Learning Materials for Grade X Students of Marketing Study Program at SmkMuhammadiyah 2 Bantul*”. to compare with my research, the research before focus on developing three units of learning materials which focuses on improving the students’ four language skills. Each unit is organized into: ‘Starting Up’, ‘Listening & Speaking’, ‘Reading & Writing’, ‘Evaluation’, ‘Learning Journal’, ‘Summary’, and ‘Glossary’. The topic of the materials is related to communication in workplace and my research focus ondeveloping past event materials for the Tenth-Grade students based on 2013 Curriculum which more specific material in one chapter that use simple past tense and present perfect tense.

Sherly (2014) in her thesis : “ *Pengembangan Media E-Book Pada Mata Pelajaran Bahasa Inggris Kelas X Di SMA Negeri 2 Padang Panjang*” She conclude that on testing the effectiveness of learning, known to the average



value obtained by the experimental class is 77.94, this average value is higher than the control class that did not use the media e-book learning but only using English textbooks. the average achieved by the control group was 73.94. thus it can be concluded that the use of e-book media in field trials has met very good categories and fit for use in learning English in SMA Negeri 2 Padang Panjang Grade X.

Ganjarsari (2015) found out from her survey on students of 7B class of SMP Wahid Hasyim Malang that the newest curriculum, 2013Curriculum, which consists of many materials in one chapter make the students are considering bored. Therefore, the teacher should provide interesting media and material to the students. By her study, she conducted a research in developing the song to teach language components for the seven graders of SMP Wahid Hasyim Malang that evidently can support the learning activity and improve students' mastery in vocabulary, pronunciation, and grammar.

Based on findings above, the researcher concluded that teaching past event needs good method and media to support the students in learning the topic as well as the teachers need an extra source exclude the teacher's book that provided by the government. Hence, this research in the fact will bring a good product as mention before which is able to help both the teachers and the students in teaching and learning process. The product became a blue print covered about past event material that the teachers may claim as sources in teaching English. The researcher will develop material about past event that makes students understand.

## B. *Some Pertinent Ideas*

### 1. Concept of Materials Development

According to Tomlinson, material development is everything made by people (the writers, the teachers, or the learners) to give and utilize information and provide experience of the using language, which is designed to promote language learning. So, in developing materials they need to identify, first, learners' needs and consider the objective of the learning. Then, they can develop the materials by adapting them in order to improve or to make them more suitable to learners' needs. Adaptation can be carried out by reducing, adding, omitting, modifying, and supplementing learning

### 2. Concept of Past Event

Past event is one of the materials in 2013 Curriculum syllabus at the firstsemester of tenth grade student.

Past event is a text that happened in the past. In English, there is some text that happened in the past, including:

- a. Recount text
- b. Spoof text
- c. News item
- d. Biography recount text
- e. Narrative text

In the past text, use past verb (verb 2) with the formula:

- (+) Subject + V2
- (-) subject + did not + V1
- (?) Did + subject + V1?→Yes, subject did/ No, subject did not.

### 3. Concept of 2013 Curriculum

The Curriculum English is stated as an adaptive subject that has two major purposes. First is to comprehend the basic knowledge and skill program achieved, and second is to implement those skills and knowledge so that the students can interacting well using spoken and written English at the intermediate level. According to the Laws of Education System No. 20 of 2003a, a curriculum includes some ways or methods as manual or learning activities in order to achieve some specific educational purposes. The recent curriculum applied in school is curriculum 2013.

In addition, it points out that the aim of education is to develop three aspects of student's competences which are attitude, knowledge, and skill. Those competences are formulated in the core competences (KI) which has one or more basic competences (KD). The first and second core competences (KI-1 and KI-2) are applied to develop the religious and social competences and the third and fourth core competences (KI-3 and KI-4) are applied to develop the knowledge and skill competences of the students. Further, curriculum 2013 proposes scientific approach as the guidance in the language teaching and learning process.

### C. Theoretical Framework

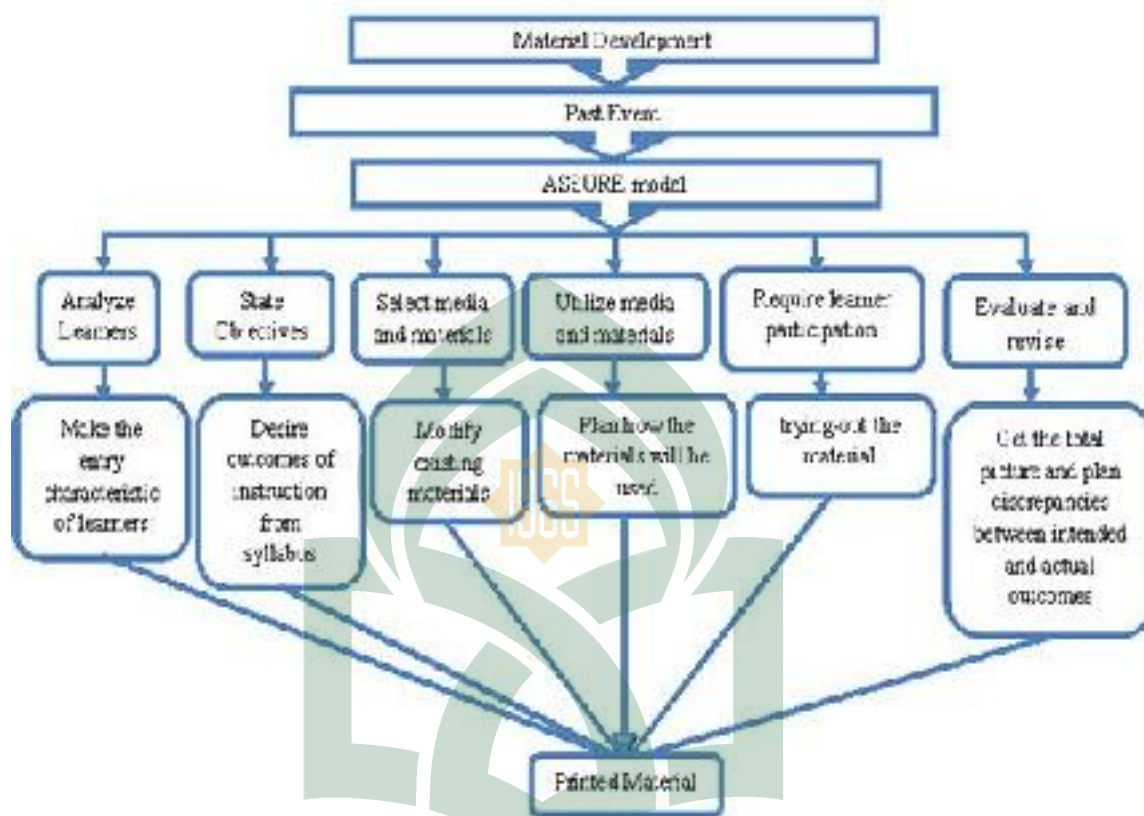


Figure 1: Theoretical Framework

Based on the framework above, the study is aimed at developing past event materials for the tenth grade students of SMAN 16 Makassar. Based on the 2013 Curriculum, teachers as educators and facilitator should be able to implement the 2013 Curriculum in teaching and learning processes. They have to be productive, creative, and innovative in teaching process and be able to develop the students' competence. It stated that one of the purposes is to make the teachers able to vary the learning and teaching activities in the class so that the students feel happy and enjoy in learning English.

Since the teacher only uses an English module and a students' handbook that do not vary the learning activities based on 2013 Curriculum in the class. Here, the teacher should provide some kinds of supplementary materials that support the English teaching process. In this time, the students have a strong sense of fun, delight in talking, fantasy, imagination, and movement. Related to these points, the activity in the developed material is especially past event materials. The reason why the material needs to be developed is that there were lacks of learning resources that provide enough opportunities for the students to active and to use the objectives of language in daily life. If there were no materials that provide activities for the students, the objective of the English learning process will not be successfully achieved.

The problem needs to be solved. One of the ways to handle this problem is to develop supplementary materials especially the materials stated previously. There are many models in developing teaching materials. One of them is ASSURE Model that consists of Analyze Learners, State Objectives, Select Media and Materials, Utilize Media and Materials, Require Learner Participant, and Evaluate and Revise. This model is suitable with the research.

There are some instruments that used by the researcher in every phase to measure the rate of quality of the developed materials. In analyzing phase, the researcher made the entry characteristic of learners by using questionnaire. Then, state objectives phase, researcher stated the desired outcomes of instruction in a specific and measureable terms derived from syllabus.



After that, select media and materials phase, in this phase modify existing materials and indicate that original development may sometimes be possible by connecting first and the second phase. Next, utilize media and materials phase, the researcher was planed how the materials will used to implement the methods by preview the materials and practice the implementation, prepare the class and ready the necessary equipment or facilities and conduct the instruction using the utilization techniques described in the basic Competence.

Therefore, require learner participation phase, in this phase the researcher required learner active mental engagement by trying-out the material. The last is evaluate and revise phase, in evaluate the researcher assured both learner achievement of the objectives and the feasibility of the intruactional process itself to get the total picture by giving rubric to the expert. Revision is then planed based on discrepancies between intended and actual outcomes and any noted deviciencies of the material. The final product that contains of past event materials dealing with 2013 Curriculum could be used as a “Blue Print” to support the teacher in teaching English in the tenth grade class.

### CHAPTER III

#### METHOD OF THE RESEARCH

This chapter focuses on research and development method of the study. They are research method, development model, research subject, type of data, research instrument data collecting procedure; try out design, and data analysis technique.

##### **A. *Research Method***

This research was Research and Development (R&D). It has many models which can be applied by researchers such as ASSURE, ADDIES' model, Borg & Gall model, Dick and Carey model, Kemp model and many others. Based on those models stated previously, the researcher used ASSURE model because this model allows the use of external resources and technology other than simple teaching using textbooks, focuses on step by step instructions for instructors to see the pros and cons of the lesson, provides lesson planning foundation while allowing creativity from the instructors, students can use computer software to make revisions to their homework quick and easy.

According to Kent L. Gustafson & Robert Maribe Branch (2002:22) the ASSURE model is an instructional design model developed by Heinich, Molenda, Russel, and Smaldino: it guides instructors through the lesson design process by embracing the use of technologies. ASSURE appreciates "students" learning styles and draws on constructivism where learners interact with others in their environment to build on previous knowledge.

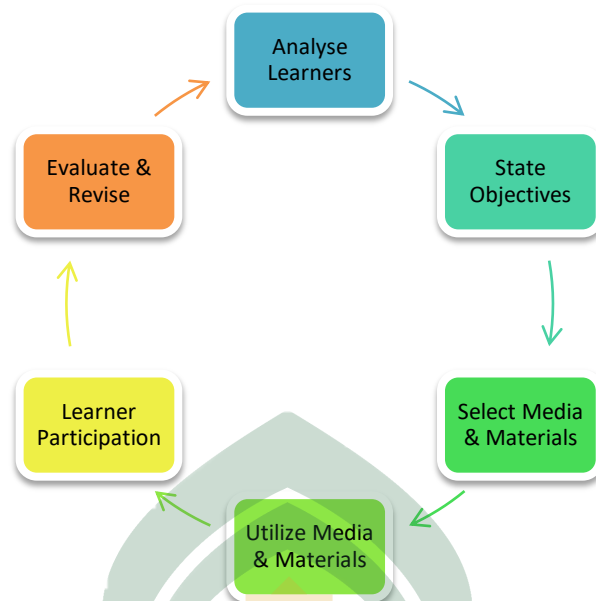


Figure 3.1 *The ASSURE's Model*

#### B. *Development Model*

The procedures in developing past events with ASSURE model which provides six phases;

The A for *analyze learners* acknowledges the importance of determining the entry characteristic of learners. Henich, Molenda, Russell, and Smaldino caution teachers about the feasibility of analyzing all learner attributes. They suggest that only selected “general characteristics” (e.g., grade level, job or position, and cultural and economic factors) and selected specific entry competencies (e.g., knowledge, technical vocabulary, attitudes, and misconceptions) be examined. They also suggest that “learning style” (anxiety, aptitude, visual and auditory preference, and so on) be considered, but acknowledge problems of defining and measuring these characteristics.

Their second step, S, for *state objectives*, emphasizes the need to state the desired outcomes of instruction in specific and measurable terms. A rationale for stating measurable objectives is presented, including their role strategy and media selection, assessment of learning, and communicating the intent of the instruction to learners. (the ABCD format-representing *audience*, *behaviors*, *condition*, and *degree* – they suggest for writing complete objectives is easy to remember and apply).

The second S in their model, *select media and materials*, recognizes that most teachers have little time for designing and developing their own materials. However, the authors do discuss the option modifying existing materials and indicate the original development may sometimes be possible. The procedures and criteria they present for selecting media and materials provide useful guidelines to teachers and those assisting teachers in that task.

The U, or *utilize media and materials* step, in their model describes how teachers need to plan for utilizing the selected media and materials in the classroom. The practical advice they offer recognize and realities of most American classrooms and the fact that teachers play a central role in delivering most instruction.

The R, *require learner participation*, step in the assure model emphasizes the importance of keeping learners actively involved. The role of feedback and practice are also described. While one might question why learner participation is singled out over and above other design considerations and elevated to a step

in the assure model, henich, molenda, rissel and smaldino consider it to be of primary importance.

The last, E for *evaluate and revise*, is in reality two steps; evaluate and revise. They discuss the importance of evaluating the “total picture” to assure both learner achievement of the objectives and the feasibility of the instructional process itself. Revision is then planned based on discrepancies between intended and actual outcomes and any noted deficiencies of the media, methods or materials.

#### **C. *Research Subject***

The subject that researcher used in this research was the tenth grade students of SMAN 16 Makassar. The subject was selected by the researcher because the English teacher of the first year students in this school has been using 2013 Curriculum in teaching the materials in the class.

#### **D. *Type of Data***

Type of data that obtained in these studies was qualitative and quantitative data. The data were gathered from the experts' and teacher's judgment rubrics, experts' interview, and questionnaire of students. From the experts' judgment and interview, researcher obtained some information about the strengths and weaknesses of the developed material. Meanwhile, from the questionnaire, researcher obtained some information about the general characteristics, entry competencies, and learning style of the students especially about past events material.

### E. *Research Instruments*

This research used three kinds of instruments. They were interview questionnaire and rubric.

The first, rubric adapted from Ghobrani (2011: 517-518) and Wodyatmoko (2011) as cited in Khair (2015) is used to evaluate or validate the product. It consists of seventeen (17) criteria to be evaluated in term of *cover design, letter, typing, spacing, layout, organization of materials, instructional objectives, topics, examples, exercises, activities, instruction, coverage of materials, language, summary, and glossary*.

In addition, the questionnaire was given to students for conducting analyze learners.(See appendix 1). Next the instrument was given to the teachers. Then, the rubric was addressed to the experts, students, and teachers. It was used for formative evaluation whereas rubric for students and teachers were used for summative evaluation.(See appendix 4).

### F. *Data Collection Procedure*

The data collection procedures in this research began from the researcher came into the class with questionnaire consisted of several topics related to the research. The researcher asked to the students to answer the questionnaire during 30 minutes.After that the researcher collected the questionnaire from the student. The result from the students' questionnaire about the topics became the topics for the printed materials developed by researcher in this research. After determining several topics, the researcher developed the printed materials through two phases: analyze learner and instructional design.

Furthermore, the researcher conducted a pre-validation and past-validation after the researcher conducted the first try-out toward the expert content. The last phase was analyzing the data through formative evaluation to determine the experts' validation and the students' acceptability.

#### **G. *Try Out Design***

The try-out design of the study was field try-out. In this case, the product was tried-out to the target subjects in the designed situation by the researcher and teacher in the classroom in order to evaluate the quality of the developed materials. It was beneficial to find out the appropriateness of the product in the real situation later. Furthermore, experts, teacher, students, and researcher worked together to evaluate the result of field try-out.

#### **H. *Data Analysis Technique***

In this research, the process of analyzing the data used two kind of techniques that obtained data; qualitative and quantitative. According to Miles and Huberman in Sugiyono (2015: 337) stated that activity in analyzing qualitative data was conducted in an interactive and takes place continuously until complete, so that the data is already saturated. The qualitative data analysis consists of three concurrent flows of activity: data reduction, data display, and conclusion drawing/verification.

In data reduction phase, the data obtained from the field is quite a lot for it. So, it should be noted carefully and detail. The more longer researchers in the field, the amount of data obtained more and more complex and complicated. So that, it needs to be done analysis of data through data reduction. Data reduction

means to summarize, pick things that are the principal focus on things that are important, look for themes and patterns. Thus the reduced data will provide a clearer picture and facilitate researchers to conduct further data collection and search when needed. In the second phase, after reduction data, the next step is data display. In qualitative research, data presentation can be presented in a brief description, the relationship between categories and the like. The last phase, Conclusion drawing / verification, the initial conclusion is temporary and will change if there is not found strong evidence supporting the next phase of data collection. But if the initial conclusion is supported by strong evidence which is valid and consistent when researchers returned to the field to collecting data, the conclusions put forward a credible conclusion.

The second technique was quantitative. The researcher used the assessment format in the following ways:

**Table 3.1**  
***The Criteria Score of Expert Rubric***

Criteria	Score
Strongly Agree	4
Agree	3
Disagree	2
Strongly Disagree	1



After that, found the highest score by:

$$\text{Highest score} = \text{Number of validator} \times \text{Number of indicators} \times \text{MaximumScore}$$

Determination of the value of validity by means

$$\text{Validity value} = \frac{\text{Number of scores obtained}}{\text{Maximum score}} \times 100.$$

Provide the assessment of validity with criteria such as the following:

**Table 3.2**  
***The Validity Criteria of Expert Rubric***

Validity Value (%)	Criteria
90- 100	Very Valid
80- 89	Valid
60- 79	Quite Valid
0- 59	Invalid

Thus, from the percentage formula above, the researcher could conclude the percentage level of validity of her product based on predetermined criteria.

## CHAPTER IV

### FINDINGS AND DISCUSSION


This chapter consists of two sections, namely findings and discussion. This section shows all the data which collected during the research and explained every components that was developed in this research. The problem statements of this study are also answered in this section.

#### A. *Findings*

The result of the research finished based on ASSURE model which had been done on the development. Furthermore, this section presented some results in the developing English Materials for personal introduction and list of things. They included the result of needs analysis, the result of product was designed by utilizing the qualitative method, and the results of validation by analysing the correction and suggestion from experts.

1. The English Material that are Currently Used in SMA Negeri 16 Makassar.

The result of teacher interview, the teacher indicated that she currently used single source from textbook only that entitled: *Bahasa Inggris untuk SMA/MA/SMK/MAK kelas X*.



This textbook is a compulsory textbook provided by the school. The books are designed for fulfillment the 2013 curriculum.

Visually, the cover and the layout of this textbook are good. This textbook is a compulsory one textbook provided by schools. The books are designed for fulfillment of 2013 curriculum.

In fact, there were many problems found in the book. From the explanations of the teachers interviewed, the researcher identified several weaknesses in the existing teaching materials. Among them; the material contained of the book did not use local content, thus making it difficult for students to understand because it is not familiar to them. The material provided also did not fit the needs of students because too many exercises (example) while very few examples. Because of that, teachers are sometimes required to learned a lot of materials in a single meeting, thus making students confused in doing their assignments. Based on the results of observations of researchers on the application of previous PPL (Program Pengenalan Lapangan), not all students be able to receive lessons quickly, consequently students face difficulties in the mastery of some important material. Thus making students confused in doing the task.

## 2. Developing English Language Printed Material by ASSURE Model.

ASSURE Model is one of the models in developing teaching materials. It is consists of Analyze Learners, State Objectives, Select Media and Materials, Utilize Media and Materials, Require Learner Participant, and Evaluate and Revise.

### a. The Result of Analyze Learners

#### 1) The result of need analysis of materials based on the syllabus

The result of needs analysis based on the materials in the syllabus of 2013 Curriculum covering the 3.6 and 4.6 competencies were expected to the students to be able to make some text about past event. First, the core topic which appropriated with 2 meeting learnings.

In other words, materials of past event developed about some text using simple past and present perfect. Second, every meeting had a core skill that was integrated one another in flows of skill that were arranged sistematically. Again, learning activities dealt with scientific approach included observing, questioning, collecting information, associating, and communicating. Last, the developed learning instruction referring to the type of activities was consisted of individual, pair, and group activitiy, the amount of activities, and text structure. These materials were developed in order to provide suitable materials for the Tenth grade Students in SMA Negeri 16 Makassar.

#### 2) The result of analyze learners of developing learning materials based on the student's questioinaires

The questionnaires consisted of three parts. The first was general characteristics. The second was entry competencies a. The third was learning style. After distributing the questionnaires, then the findings were concluded in this part into a table as shown below;

**Table 4.1**  
***Result of questionnaire part A (General Characteristic)***

No.	Characteristics	Answer	Conclusion
1	<b><i>Amount of student</i></b>		Most of the students are female
	Male	12	
	Female	15	
2	<b><i>Address/Location</i></b>		All of students live in the city
	City	27	
3	<b><i>Previous School</i></b>		Most of the students graduated from medium quality school
	Good	10	
	Medium	12	
	Low	5	
4	<b><i>Religion</i></b>		Most of the students are Islam
	Islam	17	
	Protestan	10	
5	<b><i>Mother Tongue</i></b>		Most of the students mother tongue is Bahasa Indonesia
	Bahasa Indonesia	25	
	English	1	
	Jawa	1	
6	<b><i>Ethnics</i></b>		Most of the students is Makassar
	Makassar	11	
	Toraja	8	
	Jawa	3	
	Bugis	1	
	Selayar	2	
	Enrekang	1	
	NTT	1	
7	<b><i>Personal Gadget</i></b>		All the students have gadget. Handphone is the most
	Handphone	14	
	Smartphone	12	
	Tablet	1	
8	<b><i>Father Education</i></b>		Most of their father are graduate from

	Elementary School	1	Senior High School
	Junior High School	2	
	Senior High School	11	
	Associate Degree 3	1	
	Bachelor Degree	9	
	Master Degree	2	
	Doctoral Degree	1	
9	<b><i>Mother ducation</i></b>		Most of their mother are graduate from Senior High School
	Elementary School	2	
	Junior High School	3	
	Senior High School	10	
	Associate Degree 3	8	
	Bachelor Degree	1	
	Master Degree	3	
10	<b><i>Parent Income</i></b>		Most of the students from Medium-economic Level
	100.000-500.000 K	1	
	500.000-1.000.000 M	4	
	1.000.000-2.000.000 M	4	
	2.000.000-5.000.000 M	13	
	5.000.000-20.000.000 M	5	

In the part A, the researcher concluded that most of students were female, all of students lived in the city, most of students graduated from medium quality school, most of the students were muslims, most of students mother tongue was Bahasa Indonesia, most of the students ethnic was Makassar, all of the students have gadget but handphone was the most, most of their father and mother was

graduated from senior high school, and most of the students were from medium-economic class level.

Furthermore, part B came into a conclusion as shown in a table below:

**Table 4.2**  
***Result of questionnaire part B (Entry Competences)***

No.	Questions	Answer	Conclusion
1.	<b><i>Common Obstacle in learning English</i></b>		Most of the student's obstacle in learning English are difficulty in pronunciation and lack of knowledge in grammar
	The limitation of Vocabulary	5	
	Lack of knowledge in grammar	13	
	Difficulty in pronunciation	9	
	Other	-	
2.	<b><i>The most difficult skill</i></b>		Most of the students considered speaking is the most difficult skill
	Listening	4	
	Speaking	17	
	Reading	3	
	Writing	3	
3.	<b><i>Join English Course</i></b>		Most of the students do not join English course
	Yes	5	
	No	22	
4.	<b><i>Knowledge about past event</i></b>		Most of the students do not really know about Past Event
	Really know	-	
	Know	12	
	Not Really	13	
	Not Know	2	
5.	<b><i>Kinds of past event</i></b>		Most of the students choose news items
	News Items	9	
	Spoof Text	3	
	Biography	15	

6.	<i><b>The difficulties in past event</b></i>		Most of the students choose grammar and Vocabulary
	Grammar	11	
	Vocabulary	11	
	Generic Structure	5	

From the result of entry competencies question, the researcher concluded that; Most of the student's obstacle in learning English were difficulty in pronunciation and the lacked of knowledge in grammar, most of the students considered listening skill is the most difficult skill, just 5 from 27 students that have ever join the English course, most of the students knew about past events material. Most of the students choose news items. Most of the students choose grammar as the most difficult to learn in this material.

Then, also the part C was found a data as shown in the table below;

**Table 4.3**  
*Result of questionnaire part C (Learning Style)*

No.	Characteristics	Answer	Conclusion
1.	<b>Learning Style</b>		Most of the students are Visual
	Audio	2	
	Visual	16	
	Kinesthetic	9	
2.	<b>Learning (Manner)</b>		Most of the students are choose pair as the most effective
	Individual	7	
	Pair	12	
	Group	8	
3.	<b>Enthusiasm</b>		The students' enthusiasm with the appearance of learning
	The Appearance of Learning Material is	13	



Attractive		material is attractive.
The Learning Media is Creative	10	
The learning model is varied and different from usual	4	
Other	-	

Part C consisted of 3 questions, as a conclusion found that the students were liked a learning style with audio and visual style in the learning process. They also liked to do the project with group and pair, and the student's enthusiasm was the appearance of learning and learning material is attractive during the learning process.

### 3) The result of need analysis of Expert judgment suggestion

The questionnaire that used by the researcher to analyze the students' needs were originally designed. At the first time, it was designed by deciding the components that would be put on the questionnaire until it done with four parts. The first part consisted of six questions related to the organization of the materials; the point of the questions was to know the target of the materials systematic. Furthermore, in the second part that consisted of one question related to the systematic English teaching, these questions were pointed to know the activities attractive and motivate the learners in order to achieve the target in designing the materials that applicable for the students. Then, in the third part that consisted of three questions, the point of these questions was to know the systematic content of English. The last part was about the language, the points were to know the level of accuracy, clarity and the understandable the language used.

Moreover, this questionnaire was not directly distributed to the students. It was proposed to the expert to correct and to give suggestion according to the questionnaire made. Then, the expert was suggested to delete and change some components of the answer choice of each question as the final of questionnaire that distributed to the students. Therefore, the result of this questionnaire was accepted and validated by the expert since it was relevant and applicable for the students.

b. State Objective

This step emphasized the need to state the desired outcomes of instruction in specific and measurable terms. A rationale for stating measurable objectives was presented, including their role strategy and media selection, assessment of learning, and communicating the intent of the instruction to learners. And the researcher wrote the state objective according to the topic below;

After studying this unit, students are expected to be able to:

- 1) Explain the social function, text structure, and linguistic elements in the form of past events about the activities schools correctly in the context of their use.
- 2) Identify the text of the notification using the appropriate language (coordinating conjunctive) language in the context of its use.
- 3) Identify the notification text using appropriate language (adverbs of time and place) elements in the context of their use.

- 4) Make text past events about school activities, short and simple in oral and written form, correctly appropriate with the context of its use.

c. The Result of the Select Media and Materials

1) Content Materials

It covered 3.6 and 4.6 competencies based on the syllabus of 2013 Curriculum about past events. The topic had just two meetings. The content of materials for the three meeting was about holidays and news activities.

2) Primary Skill

Primary skill is the main skill that taught in a meeting. As known, there are four skills in English, they are reading, writing, listening, and speaking. Almost all of the skill used as core skill in the topic.

3) Scientific Approaches

In this topic, the teacher asked students to observe what the past events. After that, the teacher read the example of past events and the students asked to listen and complete the explanation about past events. Next, they followed the teacher in pronouncing words on the book. And then, they asked to match the vocabularies with the Indonesian equivalent. In different time, the students asked to make some text according to the past events material and then performed in front of the class. After that, they asked to identify the content that used simple past and present perfect tense. The last, the students asked to write a news and then present in front of the class.

#### 4) Learning Instruction

Type of activity here as stated before were the type of the project or assignment given. It could be self-activity, pair activity, group, etc. This topic have 7 activities and 5 exercises.

The last learning instruction is text structure. This topic use about news items. In addition, the learning instructions stated previously were designed based on the syllabus of 2013 Curriculum especially in the text structure and activity. Thus, the analyze learners was also been a resources in designing the product especially in type of activity and the appearance of the product.

#### d. The Result of Utilize Media & Material

##### 1) Reviewing the materials

In this section, the researcher makes sure that the material completely ready before beginning the lesson.

##### 2) Preparing the material

The researcher prepared the material by bringing the full copies of the material to the students.

##### 3) Preparing the environment

The researcher checked the classroom condition. The researcher should make some trials before the teaching stage against any possible misfortunes.

##### 4) Preparing the students

It is well-known that there is a close relationship between the readiness levels of learners (motivation) and learning. In order to prepare and to attract the

notice of the students for the lesson, the researcher gave general information, such as the objectives of the lesson.

5) Ensuring a learning experience

After the preparations and controls were completed, the instructor could start the teaching stage.

e. The Result of Require Learner Participation

In this step, the researcher wrote the activities according to the product with time allocation each activity, type of activity, and also what kind of exercises used in the product.

**Table 4.4**  
***The Activity in Require Learner Participation***

Time Allocation	Type of activity	Model of Exercise
10 minutes Starting Up	Individual	Answer the questions, used prior-knowledge of the tenses
15 minutes Speaking	Pair,	Read the conversation then answer the questions
15 minutes Writing	Individual, exercise	Write down the interesting place that students has visited (using simple past and present perfect tense)
15 minutes Listening	Individual, practice	Listen to the teacher pronunciation, then memorize the vocabularies
15 minutes Vocabulary	Individual, exercise	Choose the appropriate responses to complete the conversation

<b>20 minutes</b> Writing	Group, test	Make 5 questions, switch with friend to answer the questions.
<b>20 minutes</b> Grammar Review	Individual, exercise	Fill in the blank in the story
<b>15 minutes</b> Structure	Individual, exercise	Choose the best answer in multiple choice.
<b>15 minutes</b>	Pair	Observing and writing
<b>15 minutes</b> Reading Aloud	Grup, discussion	Read alternately
<b>15 minutes</b> Writing	Individual, exercise	Observing
<b>15 minutes</b> Role Play	Pair, practice	Role play as the news anchor
<b>5 minutes</b> Reflection	Individual	Learning Journal

f. The Result of Evaluate and Revise

1) The Result of Development of Rubric for Expert and Teacher.

This section presented some aspects about past events. They included the systematic organization of material, systematic of English teaching, and systematic content of English. There is an answer score with criteria based on the Like Scale as modified as follows;

a) The Criteria Score of Expert Rubric

Find the highest score by

$$\begin{aligned}
 \text{Highest score} &= \text{Number of Validator} \times \text{Maximum Score} \\
 &= 3 \times 4 \\
 &= 12
 \end{aligned}$$

b) Determination of The Value of Validity by Means

$$\text{Validity value} = \frac{\text{Number of scores obtained}}{\text{Maximum score}} \times 100.$$

In 100%

90-100 = Very Valid

80-89 = Valid

60-79 = Quite Valid

0-59 = Invalid

Provide an assessment of validity value with criteria such as the following:

**Table 4.5**  
**The Result of Expert Rubric Validity**

Criteria	Expert 1	Expert 2	Expert 3	Total score	Validity Value	Validity
1	4	4	4	12	100	VV
	4	4	3	11	91.67	VV
	4	4	3	11	91.67	VV
	4	4	4	12	100	VV
	4	4	4	12	100	VV
	3	4	4	11	91.67	VV
	4	3	4	11	91.67	VV
	3	4	3	10	83.33	V
	3	4	4	11	91.67	VV
	3	4	4	11	91.67	VV
	3	4	3	10	83.33	V
	4	3	3	10	83.33	V
	4	4	3	11	91.67	VV
	4	4	3	11	91.67	VV
	4	4	4	12	100	VV
2	3	3	4	10	83.33	V
	3	3	4	10	83.33	V

	3	3	4	10	83.33	V
3	3	4	4	11	91.67	VV
	3	4	3	10	83.33	V
	3	4	4	11	91.67	VV
	3	4	4	11	91.67	VV
	3	4	4	11	91.67	VV
	4	3	4	11	91.67	VV
	3	4	4	11	91.67	VV
	3	4	4	11	91.67	VV
	3	4	4	11	91.67	VV
	3	4	4	11	91.67	VV
	3	4	4	11	91.67	VV
	3	3	3	9	75	QV
	3	4	3	10	83.33	V
	3	4	4	11	91.67	VV
	3	4	3	10	83.33	V
4	3	4	3	10	83.33	V
	3	4	4	11	91.67	VV
	3	4	4	11	91.67	VV
	3	4	4	11	91.67	VV

The components of the teaching materials 3.6 and 4.6 competences that developed as a printed material already shown and checked by the expert and again to validate the learning materials expert used the instrument of learning material analysis. The learning material analysis was used the standard one, where there approximately four items marked then the printed material validated.



Moreover, the first item was the suitability of the materials with the standard competencies. Then, the expert herself marked that the learning materials in the printed material already suitable with the standard competencies. The second item was the breadth, depth, up to date, and accuracy of the teaching materials in every single meeting. The expert claimed that all the materials in were accurate and up to date since the source were strong and accurate. Further, the third item that marked was the sample of the learning materials should showed the factual knowledge, conceptual knowledge, as well as its procedure. The expert claimed that the learning materials already showed what this item was strived for. The last item was the properness of the learning activity in every single meeting. Since the activities in the printed material were cleared and explained the step of the activity by using the scientific approaches, then the expert convinced that all the learning activities were proper. Finally, after all the items marked and resulted goods mark, the printed materials then claimed as valid.

## 2) The Result of Development and Expert Judgment Suggestion

Considering the teaching materials that developed, the expert found some grammatical errors and misspelling words in the product especially in the instruction. The expert also told the researcher to use the simple language in the content of materials. In addition, the expert asked the researcher to give an example in some exercises. Forward, the expert said that the researcher should consider about the time allocation every activity.

## **B. Discussion**

The government has published textbooks for students, but in its application students still need more. According to our observations and interviews with learners and teachers about the upcoming new curriculum, the 2013 curriculum said that books published by the government still need to be improved. The book is basically good but the students need some additional activities and tasks that consist of skills in the learning materials. So, it will be fully cooperative in the teaching process.

There have been many books that appropriate for the students based on their grade and suitable with the 2013 curriculum but for the book that has covered the students' need are literally limited and the way to provide the materials does not support their motivation to study. So, it cannot systematically enrich their skills in English. Hence, that was the primary reason on conducting this research. Developing new version of students need became the very primary things to focus on this research.

Producing English printed material based on the 3.6 and 4.6 basic competences in 2013 curriculum about Past Events for the tenth grade student in SMA Negeri 16 Makassar was the main objective of this research. It happened because the teacher and students faced difficulties in teaching and learning English because they did not have some sources except a single textbook that provided by the government.

The result of research questions:

- The first, the result of the first research question is to identify what the students General characteristics, Entry Competencies and Learning Style to enhance their performance in studying as a foundation to know what the students need. The classroom dominated by female students, where all of the students lived in the city and graduated from medium-level Junior High School. Most of the students were Muslim, where most of them mother tongue was Bahasa Indonesia and most of them were from Makassar Buginese & Toraja Ethnics. The students had obstacles in learning English, where most of the students considered Speaking and Listening as the most difficult skill. Most of the students did not join English course. Most of the students were Visual learners. Where most of students chose pair as the most effective and then the students enthusiastic with the attractive appearance of material & creative media in learning.
- The second, the result of the second research question was that developing a new printed material developed reference for the tenth grade students in senior high school in learning English material. The product could be used as other references in learning English for many considerations for instance; it was developed by first identifying students' analysis which became the foundation on developing the product.
- The third, the result of third research question was that to examine the validity and acceptability of the product. The newly developed product

by the researcher was well qualified and could be used as a tool for learning due to it had been revised several times and tried out to the real teaching. Also, this product had been validated by experts' judgments rubric which was being the primary aspect for creating a product.

On the other side, there were strength and weakness of this product. The strength of this product was very attractive in getting students' attention because the appearance of the product was attractive and there were several activities make the students did not feel bored while studying during the classroom and could help develop all four language skills in an integrated way, beside that this product was need analysis-based where the product was developed based on students general characteristic, entry competencies and learning style.

The weakness of this product was about the usage, this product developed based on students' analysis in a classroom and every class had different characteristic. Hence, this product still needs improvement and adjustment to be used in other class.

## CHAPTER V

### CONCLUSIONS AND SUGGESTIONS

This chapter deal with conclusion of this research and suggestion for some people related to this research.

#### **A. Conclusion**

Based on the findings and discussions of the research that had been done, and was associated with the formulation of the research problem, it can be concluded that in SMA Negeri Makassar used single source from textbook only that entitled: *Bahasa Inggris untuk SMA/MA/SMK/MAK kelas X*.

Materials of past event developed about some text using simple past and present perfect. Second, every meeting had a core skill that was integrated one another in flows of skill that were arranged sistematically. Again, learning activities dealt with scientific approach included observing, questioning, collecting information, associating, and communicating. Last, the developed learning instruction referring to the type of activities was consisted of individual, pair, and group activitiy, the amount of activities, and text structure. These materials were developed in order to provide suitable materials for the Tenth grade Students in SMA Negeri 16 Makassar.

Systematic organization of developing past events material based on 2013 Curriculum had already checked by the expert in order to validated the whole materials in a printed material and claimed that it had validated by the expert. It had developed based on the result of the analysis of the questionnaire that distributed to the students in tenth grade students in SMA Negeri 16

Makassar where the aim of the questionnaire was to know the students' general characteristic, entry competencies, and learning style.

## **B. *Suggestions***

This part refers to the suggestions for utilization of the product, and dissemination of the product. They were discussed on the following.

### **1. Utilization**

This product was developed for Tenth Grade students. It could be used in English Language Teaching Department. Therefore, it was recommended for the teachers who teach English subject to use this product as their primary reference.

### **2. Dissemination**

Many ways could be done to disseminate this product. First, publishing for a commercial purpose could be the best way to disseminate it because the publisher will work hard to sell it as much as possible. Second, calling a seminar or workshop can also be away to disseminate it. It means that it was promoted to the public who attend to the seminar. Finally, the internet is also one of the best alternatives to disseminate it. It can be uploaded either for commercial or free, and then we share its link to our friends, community, and groups using Facebook, Twitter, E-mail, and other social media.

## BIBLIOGRAPHY

- Al-Qur'an dan Terjemahannya, Departemen Agama RI, Jakarta: Bumi Restu, 1976;
- Akbar, S. 2010. *Pengembangan Kurikulum dan Pembelajaran Ilmu Pengetahuan Sosial*. Yogyakarta: Cipta Media.
- B. Miles Matthew And Huberman A. Michael. "*Qualitative Data Analysis*" 2nd Edition; Sage Publications, 1994, p.10-12.
- Branch, Robert Maribe & Gustafson, Kent L. 2002. *Survei of Instructional Models*. New York: Syracuse University.
- Dardjowidjojo, S (2000). *English teaching in Indonesia*. Accessed on 18 November. *English Australia Journal* 18(1), 2230. <http://karyailmiah.um.ac.id/index.php/disertasi/article/view/13127>.
- Ganjarsari. *Developing The Song To Teach Language Components for The Seventh Grades of Smp Wahid Hasyim*. Malang. Thesis 2015.
- Han, Lixin. "The ASSURE Model: Integrating Technology into Learning". University of Victoria
- Harvito, Kaezar. Teknik Analisis Data. Post on 9 February 2016. <http://harvithokzr.blogspot.co.id/2016/02/teknik-analisis-data.html>. Accessed on 10 November.
- Jurilla, Jenelyn. *Printed Material*. Prezi. <http://prezi.com/m/0kzp6at3hwzc/printed-materials/:2014>. Accessed on 25 November 2017.
- Khoir, Miftahul. *Developing English Learning Materials for Young Learners Based on Needs Analysis*. Thesis. Makassar: School of Graduate Studies, State Islamic University of Alauddin. 2015.
- Kukuh, Andri Aka. 2013. *Model – Model Pengembangan Bahan Ajar (Addie, Assure, Hannafin Dan Peck, Gagne And Briggs Serta Dick And Carry), Borg And Gall*, 4D. <http://belajarpendidikanku.blogspot.co.id/2013/02/model-model-pengembangan-bahan-ajar.html>. Accessed at 12 September 2017.
- Limpo, Ridwan. *Developing Descriptive Text Materials Dealing with 2013 Curriculum of the Seventh Grade in MTsN. Balang-Balang. Thersis*. Makassar: School of Graduate Studies, State Islamic University of Alauddin. 2016.

Malik Ibrahim, Misykat. 2014. *Implementasi Kurikulum 2013 (Rekonstruksi Kompetensi, Revolusi pembelajaran dan Reformasi penilaian )*. Makassar: Alauddin University Press.

Muth'im, Abdul. "Revitalization Of English Teacher Education: An Effort To Improve The Quality Of Students' Learning In English", *Articles* (English Educational Program Lambung Mangkurat University Banjarmasin Indonesia, 2014). 2014.

Niatama I, Selmy. [http://aguzssudrazat.blogspot.co.id/2014/03/guru harus mengembangkan-bahan-ajar.html](http://aguzssudrazat.blogspot.co.id/2014/03/guru-harus-mengembangkan-bahan-ajar.html). Posted by AgusSudrazat. Accessed 26 Juli 2017.

Nunan. Principle in Materials Design. Post on 14 july 2014. Accessed on 27 October 2017. [https://prezi.com/\\_b1a5glfg-ab/principles-in-materials-design-nunan-1988/](https://prezi.com/_b1a5glfg-ab/principles-in-materials-design-nunan-1988/).

Putra, Adi. *Pengertian, rumus, dan contoh past event*. <https://brainly.co.id/tugas/1758955> oleh adhiepoetra9 05.01.2015. Accessed 15 july 2017.

Rohmah, Choirul. *Developing English Learning Materials For Grade X Students Of Marketing Study Program At Smk Muhammadiyah 2 Bantul. Thesis*. Yogyakarta: School of Graduate Studies, Yogyakarta State University. 2015.

Sekolah Oke. *Contoh Karangan Paragraf Past Events*. <http://www.sekolahoke.com/2015/12/contoh-karangan-paragraf-past-events-1964.html>. Posted 2015. Accessed 15 july 2017.

Sugiyono. *Metode Penelitian Pendidikan: Pendekatan Kuantitatif, Kualitatif, dan R&D*. Bandung: Alfabeta. 2015.

Tomlinson, Brian. *Materials Development in Language Teaching*. United Kingdom: Cambridge University Press. 2011.

Utari Sherly, Yudistiya. *Pengembangan Media E-Book Pada Mata Pelajaran Bahasa Inggris Kelas X Di SMA Negeri 2 Padang Panjang. Thesis*. 2014.





## APPENDIX I Questionnaire

### General Characteristics

*Isilah identitas anda sesuai format di bawah ini & beri tanda centang pada kotak pilihan jawaban Anda.*

1. Nama : .....
2. JenisKelamin  

☐ Perempuan
☐ Laki-Laki
3. Tempat/tgl lahir : ...../.....,.....,.....
4. Kelas : .....
5. Alamat : .....
6. AsalSekolah : .....
7. Kegiatan Ekstrakurikuler yang diikuti  
 • .....
8. Agama  

☐ Islam

☐ Buddha

☐ Kristen Protestan

☐ Khonghucu

☐ Katolik

☐ Lainnya

☐ Hindu
9. Bahasa sehari hari  

☐ Bahasa Indonesia

☐ Bahasa Makassar

☐ Lainnya

☐ Bahasa Bugis

☐ Bahasa Jawa

☐ Bahasa Inggris
10. Suku/asal daerah : .....
11. Gadget pribadi yang dimiliki  

☐ Handphone

☐ Computer

☐ Smartphone

☐ Tablet

☐ Notebook

## 12. Pekerjaan Orang tua

- Ayah :.....
- Ibu :.....

## 13. Pendidikan Terakhir orang Tua

- Ayah

- |   |                                  |
|---|----------------------------------|
| <input type="checkbox"/> Tidak Tamat SD | <input type="checkbox"/> S2      |
| <input type="checkbox"/> Tamat SD       | <input type="checkbox"/> S3      |
| <input type="checkbox"/> Tamat SMP      | <input type="checkbox"/> Lainnya |
| <input type="checkbox"/> Tamat SMA      | .....                            |
| <input type="checkbox"/> S1             |                                  |

- Ibu

- |   |                                  |
|---|----------------------------------|
| <input type="checkbox"/> Tidak Tamat SD | <input type="checkbox"/> S2      |
| <input type="checkbox"/> Tamat SD       | <input type="checkbox"/> S3      |
| <input type="checkbox"/> Tamat SMP      | <input type="checkbox"/> Lainnya |
| <input type="checkbox"/> Tamat SMA      | .....                            |
| <input type="checkbox"/> S1             |                                  |

## 14. Penghasilan Orang Tua/bulan

- ☐ 100.000 - 500.000
- ☐ 500.000 - 1.000.000
- ☐ 1.000.000 - 2.000.000
- ☐ 2.000.000 - 5.000.000
- ☐ 5.000.000 - 20.000.000
- ☐ > 20.000.000



6. Dari materi past events (kejadian masa lampau), pada bagian manakah yang menurut anda sulit?

- ☐ Grammar
- ☐ Vocabulary
- ☐ Generic Structure
- ☐ Lainnya

.....

### Learning Styles

*Berilah tanda silang pada salah satu jawaban yang sesuai menurut Anda*

1. Bagaimana Kebiasaan Anda dalam belajar sesuatu yang baru?
  - a. Dengan mendengarkan yang diceritakan guru.
  - b. Dengan melihat guru melakukan sesuatu
  - c. Dengan melakukan sendiri apa yang dipelajari
2. Apa yang biasa anda lakukan di dalam rumah pada waktu senggang?
  - a. Membaca buku, komik, majalah, atau surat kabar yang lucu.
  - b. Menggambar, mewarnai, mengecat, bermain game, menata ruang, dll
  - c. Menari atau melakukan pekerjaan fisik lainnya.
3. Apa yang biasa Anda lakukan pada akhir pekan?
  - a. Berbicara di telepon, HP, atau Chatting bersama kawan
  - b. Bermain musik, melakukan kegiatan seni atau mendengarkan musik
  - c. Berolahraga
4. Bagaimana cara terbaik bagi anda dalam mengingat nomor telepon?
  - a. Menyebut angka berkali-kali sambil memencet tombolnya
  - b. Berusaha membayangkan nomornya
  - c. Menulis nomornya (walaupun hanya di udara)

5. Apa yang anda perhatikan lebih banyak ketika menonton film?
  - a. Apa saja yang dikatakan seorang pemeran utama kepada lainnya
  - b. Pakaian yang digunakan, pemandangan, dan hal hal spesial di sekitarnya
  - c. Semua adegan yang membuat saya merasa bahagia, takut, atau marah
6. Ketika anda membaca buku cerita, apa yang paling diperhatikan?
  - a. Saya berpikir tentang makna kata-katanya
  - b. Saya membayangkan semua yang dibaca
  - c. Saya merasakan apa yang pemeran sedang rasakan
7. Bagaimana anda menceritakan kepada seseorang tentang binatang yang luar biasa yang pernah anda liat?
  - a. Menjelaskan dengan kata kata
  - b. Menggambar foto binatang itu (di atas kertas atau di papan tulis)
  - c. Menggunakan anggota tubuh saya untuk meniru binatang itu.
8. Saya baru memahami sesuatu itu bagus sekali setelah saya...
  - a. Memikirkan barang itu
  - b. Melihatnya
  - c. Mencobanya
9. Salah satu kebiasaan saya untuk menghabiskan waktu adalah...
  - a. Mendengar musik
  - b. Bermain video game pada komputer/laptop
  - c. Pergi berbelanja, jalan jalan atau mengerjakan sesuatu
10. Ketika saya bertemu dengan orang baru, saya biasa mengingat.
  - a. Sesuatu yang dikatakan
  - b. Pakaian yang digunakan (penampilannya)
  - c. Bagaimana dia bertindak atau berbuat

*Berilah Tanda centang pada pilihan jawaban anda*

11. Cara belajar apa yang menurut anda lebih menarik/ampuh?

- ☐ Individu
- ☐ Berpasangan
- ☐ Kelompok

12. Hal apa yang biasanya membuat anda antusias dalam mengikuti proses pembelajaran?

- ☐ Tampilan Bahan ajar yang menarik
- ☐ Model belajar yang variatif dan berbeda dari biasanya
- ☐ Media pembelajaran yang kreatif
- ☐ Lainnya



APPENDIX II  
BLUE PRINT

The logo of Universitas Islam Negeri Alauddin Makassar is a green shield-shaped emblem. It features a stylized white archway in the center, with a smaller white archway inside it. A yellow star with the year '1965' is positioned at the top center of the emblem. The word 'PRODUKT' is written in large, bold, black serif capital letters across the middle of the emblem.

# PRODUKT

UNIVERSITAS ISLAM NEGERI  
**ALAUDDIN**  
M A K A S S A R





## STARTING UP

### Prior Knowledge ?

*To know your prior knowledge of the material to be studied, please translate some sentences below into English individually.*

1. Saya belajar bahasa Inggris kemarin  
Translation:
2. Dia bermain sepak bola tadi malam  
Translation:
3. Rani sudah berkunjung ke Bali  
Translation:
4. Mereka baru saja berada di sini.  
Translation:

From those sentences, Is there any difficulty in translating the sentence above? Or Is it too easy to answer? Let's know more!



Picture 1.1  
<http://angwieaang.blogspot.co.id>





## You have to know:

**Past Event** is an event in the past, which uses simple past and present perfect tenses.

### Simple PastTense

Simple past tense – *n.* the basic form of the past tense in English. It is used to describe events that finished at a specific time in the past.

#### Formula:

- o Verbal sentences form.

(+) <b>S + V II (+ O + Adv).</b>	e.g.: →(+) <b>They played football yesterday.</b>
(-) <b>S + did + not + V I (+ O + Adv).</b>	(-) <b>They didn't play football yesterday.</b>
(?) <b>Did + S + V I (+ O + Adv)?</b>	(?) <b>Did they play football yesterday?</b>
→ - Yes, S + did.	→ - Yes, they did.
- No, S + did + not.	- No, they didn't

\*Adv. = Adverb (kata keterangan)

- o Nominal sentence form.

(+) <b>S + be (was, were) + 3C.</b>	e.g.: →(+) This <b>food was delicious.</b>
(-) <b>S + be (was, were) + not + 3C.</b>	(-) This <b>food was not delicious.</b>
(?) <b>Be (was, were) + S + 3C?</b>	(?) <b>Was this food delicious ?</b>
→ - Yes, S + be (was, were).	→ - Yes, this food was.
- No, S + be (was, were) + not.	- No, this food was not.

\* 3C = Three complement (Adjective, noun, adverb)

#### Adjective (kata sifat)

- Big (besar)
- Full (penuh)
- Young (muda)
- Fast (cepat)
- High (tinggi)
- Short (pendek)

#### Noun (kata benda)

- Marker (spidol)
- Uniform (seragam)
- Paperclip (penjepit kertas)
- Ink (tinta)
- Pedicab (becak)
- School (sekolah)

#### Adverb (kata keterangan)

- In Indonesia (di Indonesia)
- Morning (pagi)
- Today (hari ini)
- Sometime (kadang-kadang)
- Almost (hampir)
- At present (saat ini)





## SPEAKING

### Activity 1



*Read the conversation below with your friend!*

Nana : Have you ever heard about King of Balanipa at Polewali Mandar?

Dian : Hmm not really.. but it is in West Sulawesi right?

Nana : Yes it is. I have been there two days ago. I visited the tomb of Imanyambungi that called Todilaling (King of Balanipa), one of the historic sites in Pambusuang, Balanipa, Polewali Mandar precisely at Napo hill.

Dian : Oh really?.. so what is the most interesting thing about the story?

Nana : I am interested with the story when He died. The guide told me when Imanyambungi died, he was buried with a royal ritual. 40 people that so loyal with Imanyambungi consisting of Pattu'du (dancers), female servants and their bodyguards participating in the grave to death with him. All the preparation of the food and ritual equipment under and into the grave. The loyalists keep beating drums until they die.

Dian : Wow.. How loyal they are. So interesting, I need to visit there next time. It is one of recommended destination place.

Nana : Yes, of course!

*Answer the questions according to the conversation.*

*How many simple past and present perfect did you get from the conversation?*

- 1.
- 2.
3. ...
4. ... etc







## Vocabulary Help

For helping you to find the meaning.

Word	Pronunciation	Meaning
Visit (verb)	/ˈvɪzɪt/	Mengunjungi
Tomb (noun)	/tu:m/	Makam
Historical (adjective)	/hɪˈstɒrɪk(ə)l/	Tempat bersejarah
Precisely (adverb)	/priˈsaɪsli/	Tepatnya
Guide (noun)	/ɡaɪd/	Panduan
Bury (verb)	/ˈberi/	Dikuburkan
Royal (adjective)	/ˈrɔɪəl/	Kerajaan
Loyal (adjective)	/ˈlɔɪəl/	Setia
Consist (verb)	/kənˈsɪst/	Terdiri
Servant (noun)	/ˈsɜ:v(ə)nt/	Pembantu
Participate (verb)	/pɑːˈtɪsɪpət/	Berpartisipasi
Grave (noun)	/ɡreɪv/	Kuburan
Preparation (noun)	/ˌpreɪpəˈreɪʃ(ə)n/	Persiapan
Equipment (noun)	/ɪˈkwɪpm(ə)nt/	Peralatan
Beating (noun)	/ˈbi:tɪŋ/	Mengalahkan
Interesting (adjective)	/ˈɪnt(ə)rɪstɪŋ/	Menarik
Recommend (verb)	/ˌrekəˈmend/	Direkomendasikan
Destination (noun)	/ˌdestɪˈneɪʃ(ə)n/	Tujuan

UNIVERSITAS ISLAM NEGERI  
ALAUDDIN  
M A K A S S A R





## ★ You Have to Know, Advanced:

### *Present Perfect Tense*

Present perfect tense digunakan untuk mengungkapkan suatu aktivitas atau situasi yang telah dimulai di masa lalu dan telah selesai pada suatu titik waktu tertentu di masa lalu atau masih berlanjut sampai sekarang.

#### Formula:

- o Verbal sentences form.

(+) <b>S</b> + <b>have, has</b> + <b>V III</b> (+ O + Adv).	e.g.:→ (+) <b>You have written a letter.</b>
(-) <b>S</b> + <b>have, has</b> + <b>not</b> + <b>V III</b> (+ O + Adv).	(-) <b>You have not written a letter.</b>
(?) <b>Have, has</b> + <b>S</b> + <b>V III</b> (+ O + Adv)?	(?) <b>Have you written a letter?</b>
→ - Yes, S + have, has.	→ - Yes, I have.
- No, S + have, has + not.	- No, I have not.

- o Nominal sentence form.

(+) <b>S</b> + <b>have, has</b> + <b>been</b> + <b>3C</b> .	e.g.:→ (+) <b>Jack has been from California.</b>
(-) <b>S</b> + <b>have, has</b> + <b>not</b> + <b>been</b> + <b>3C</b> .	(-) <b>Jack has not been from California.</b>
(?) <b>Have, has</b> + <b>S</b> + <b>been</b> + <b>3C</b> ?	(?) <b>Has Jack been from California?</b>
→ - Yes, S + have, has.	→ - Yes, He has.
- No, S + have, has + not.	- No, He has not.

ALA UDDIN  
M A K A S S A R





## WRITING

### Exercise 1



Mention the tourist attractions that you have visited and write down one of those that interests you by using the simple past and present perfect tense.

*For example:*

I spent 5 days in my hometown Bondowoso during Idul Fitri. I left Jember on Sunday and came back on Friday afternoon. I visited my family members, like my uncle, aunt and cousins in Bondowoso. They were happy to welcome me. We ate some food like opor ayam and ketupat.

Another destination place



Picture 1.2

<http://www.sulbar.com/Photo-11-gonda-mangrove-park.html>



Picture 1.3

<http://www.azwisata.com/2015/02/5-putempat-wisata-di-manado-untuk-diving.html>

I HAVE BEEN THERE ...

.....

.....

.....

.....

.....





## VOCABULARY

### Activity 2



*Listen to the pronunciation, repeat after your teacher and then memorize them!*

#### Common Irregular Verb

No	Infinitive (Verb 1/ V1)	Past Tense (Verb 2/ V2)	Past Participle (Verb 3/ V3)	Meaning
1	be /bi/ (am, are, is)	was/wos	been /bi:n	adalah, berada, ada, tidak diartikan.
2	become /bikam.	became /bikeim	become /bikam	menjadi.
3	choose /cyu:z	chose /cyouz	chosen /cyou:zen	memilih.
4	draw /dro:	drew /dru:	drawn /dro:n	menggambar, menarik.
5	fall /fol	fell /fel/ .	fallen /folen/	jatuh.
6	give /giv	gave /geiv	given /given	memberi, memberikan.
7	know /nou	knew /nyu/, /nu	known /noun	tahu, kenal, mengetahui, mengenal.
8	leave li:v	left /left	left /left	berangkat (ke = for), meninggalkan
9	meet /mi:t	met /met	met /met	bertemu, menemui.
10	pay /pei	paid /peid	paid /peid	membayar.
11	read /ri:d	read /red	read /red	membaca, membacakan.
12	say /sei	said /sed	said /sed	berkata (to = pada), mengatakan (that = bahwa).
13	take /teik	took /tu:k	taken /teiken	mengambil, mengantar, membutuhkan (waktu).
14	understand /anderste:nd	understood /understu:d	understood /understu:d.	Mengerti
15	wear /we:r	wore /wour	worn /wourn	memakai (untuk pakaian).





## Structure

### Exercise 2

*Individually, choose the appropriate responses beside the conversation for the following questions*

1. Tari : I saw you in the Gajah Mada street last week. What did you do?  
Sita : I waited my sister.  
Tari : then?  
Sita : ...

2. Tom : Where have you been?  
Dick : ...  
Tom : What happened?  
Dick : My car broke down again.

- I wanted to ask him about the homework.
- I've been at the garage since four o'clock.
- We went to bookstore to buy novel, then we went to restaurant to eat.

3. Jim : Why did you go to the teacher?  
Mike : ...  
Jim : What's the matter?  
Mike : I didn't finish all of it.  
Jim : How much did you finish?  
Mike : I finished half of it.







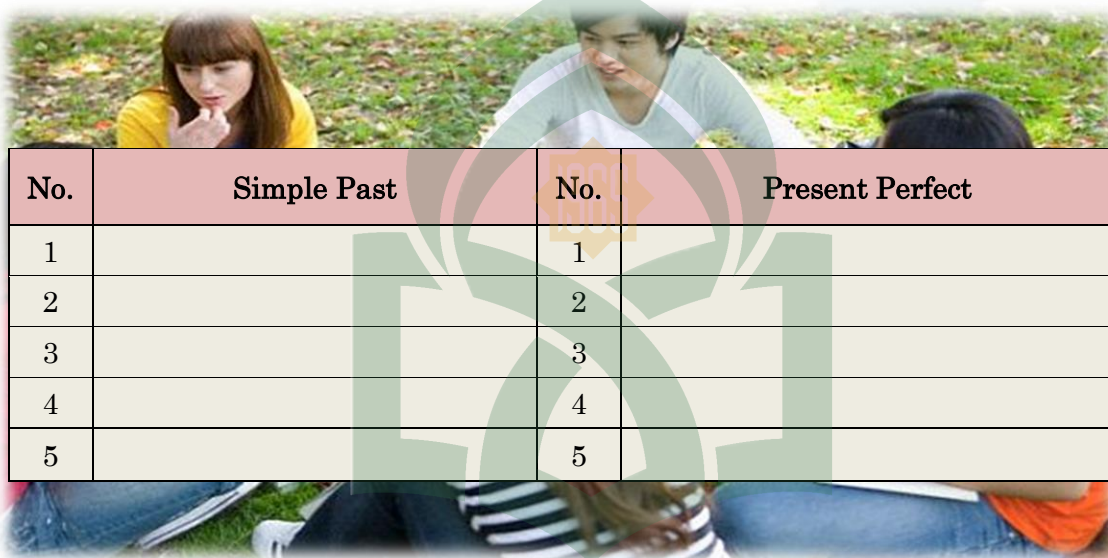
## Writing Task



### Activity 3



Work in group. Make 5 questions around simple past and present perfect in a paper. Switch them with the other group then answer it.



No.	Simple Past	No.	Present Perfect
1		1	
2		2	
3		3	
4		4	
5		5	

UNIVERSITAS ISLAM NEGERI

### REMEMBER!

#### Time Signal (present perfect tense)

- Just = Baru saja
- Once = Sekali
- For a week = Selama seminggu
- For a month = Selama sebulan
- For a year = Selama setahun
- For an hour = Selama satu jam
- Twice = Dua kali
- At yet = Sampai sekarang
- Not yet = Belum
- Since = Semenjak
- Never = Tidak pernah
- Ever = Pernah
- Finally = Akhirnya
- Lately = Baru-baru ini
- Many times = Banyak sekali,

#### Time Signal (simple past tense)

- Yesterday = Kemarin
- Yesterday night = Kemarin malam
- Last night = Semalam
- Last week = Minggu lalu
- Last month = Bulan lalu
- Last year = Tahun lalu





## Grammar Review



### Exercise 3



To complete the story below, fill in the blank individually by using the words in circle.

*learned*

*has told*

*have written*

*has inspired*

*have watched*

*have just done*

*This is about my younger sister, Leenda. She is a High School student. She has always imagined herself as a musician. She ... (1) me about her dream many times. It have been her dream since elementary school.*

*Who ... (2) her to be a musician? A great singer named Whitney Houston has been her favourite singer. Leenda has always listened to Whitney's songs many times in a day. She loves the song entitled "I have nothing" by Whitney Houston.*

*Leenda has also ... (3) how to play a guitar for a year. She has made one youtube channel since 2017. She has covered many songs and uploaded in her channel. Many viewers ... (4) positive comments about her covers.*

*Sometimes Leenda has music performances with her friends. Leenda and her friends ... (5) a music performance this month. They are also great players. They have won five music competitions this year. They all want to be great musicians.*





## Structure

### Exercise 4

Choose a simple past or present perfect tense that you think is most appropriate to complete the blanks.

1. I ... you money in Polewali last night
  - a. send
  - b. sent
  - c. have send
2. German Democratic Republic ... the Berlin Wall in 1961.
  - a. Construct
  - b. constructed
  - c. has constructed
3. Adi ... the car yet.
  - a. didn't fix
  - b. hadn't fixed
  - c. hasn't fixed
4. He ... the motorcycle yesterday.
  - a. buy
  - b. bought
  - c. buyed
5. We ... football two days ago.
  - a. play
  - b. played
  - c. had played
6. I ... in Makassar since 2002
  - a. stay
  - b. stayed
  - c. have stayed
7. We have ... this film since last week
  - a. watched
  - b. watches
  - c. watch
8. Yaya has ... this book for twice
  - a. learned
  - b. learning
  - c. learn
9. They ... cooked the special cake for you
  - a. Had
  - b. Has
  - c. Have
10. Mia ... his song last night
  - a. Sing
  - b. Sang
  - c. Sung





Let's have fun.

#### Activity 4

*Interview your friends using the questions below. Find someone who wants the experience told by you in front of the class.*

1. Do you have an embarrassing moment in your life?
2. Could you mind to tell me?
3. If you mind, could I retell that moment in front of our friends?



Picture 1.4  
<https://jakartagreater.com/>



Picture 1.5  
<https://hype.idntimes.com/fun-fact/html>





## Reading Aloud



### Activity 5



*Read the news text below alternately.*

Persela Lamongan goalkeeper, Choirul Huda, died after colliding with fellow players in a League 1 match against Semen Padang on Sunday (15/10).

The 38-year-old man collided with his team defender Ramon Rodrigues and Semen Padang striker Marcel Sacramento when Persela led the visitors 2-0.

Huda ran to attempt to approach the ball but then collided with both players. He was taken to the hospital for emergency treatment but eventually died.

Doctor Yudistiro Andri Nugroho's statement from RSUD Soegiri Lamongan published on the Persela website mentions Huda suffering from 'trauma impact'.

"Choirul Huda suffered a traumatic collision with his fellow players, resulting in what we call ending breathing and cardiac arrest." Dr Yudistiro added that medical officers at the stadium had been handling the liberation of the airway with the help of breath before he was taken by ambulance to the emergency department RSUD dr Soegiri.

Although the doctors do the brain pump and heart, Choirul Huda's life remains unsaved. "The heart and brain pump was performed for 1 hour of no response, no reflection of signs of normal life, then we declared dead at 4:45 pm. We are desperate to restore the vital function of Choirul Huda's body," as stated in Dr. Yudistiro.

Huda has strengthened Persela since 1999 by appearing 500 times and the club has called it 'The Real Legend of Persela' on Twitter in honor of commemorating it.

Great Stories 'Happy Caps' with photos also displayed on Persela's account on Twitter and Instagram.



## ★ News Items

News items is a text that informs the readers about newsworthy or important events of the day.

## ★ Generic Structure of News Items

- Main Event / Newsworthy Event: is a headline, a section that tells a summary of an important event or event that occurred.
- Background Event / Elaboration: tells in detail the background of the event or event, who is involved, where and how the event occurred.
- Source: the last part of the structure of news item text, is a source of news can be a statement of the source, the witness's comments, the opinions of experts, or statements from related parties of an event.



### Writing

#### Exercise 5



- Try to find an important event happening around you that deserve to be news by following the generic structure.







## Role Play

### Activity 6



*Be the news anchor!*

*Read the news that you have done before with your friend in front of the class.*



Picture 1.6

<https://www.gosumbar.com/artikel/profil/2016/03.html>

### Reflection

Your learning journal.

Before studying this material	I didn't understand..... UNIVERSITAS ISLAM NEGERI
While studying this material,	I had some difficulties..... ALAUDDIN MAKASSAR
After studying this chapter, I am sure	I understand.....

**"ACTION**

**IS THE FUNDAMENTAL KEY TO  
SUCCESS"**



**APPENDIX III**  
**Experts' Judgment Rubric**

No.	Aspects	Component	Criteria	4	3	2	1
1.	Systematic Organization of Materials	Cover Design	The Cover is informative & attractive to the target learners				
		Font	The font is clear				
			The font types are consistent & readable				
		Spacing	The spacing is appropriate				
			The spacing is consistent				
		Pictures & Illustration	The picture are relevant to the content				
			The picture and Text are well balanced				
			the Illustrations are varied and attractive to learners				
		Organization of materials	The materials are organized attractively				
			The organization of material in the form of units is appropriate				
			The materials are organized in logically ordered tasks				
		Instructional objectives	The instructional objectives are clear				
			The instructional objectives are understandable				
			The instructional objectives ordered appropriately				
			The instructional objectives reflect to the topic				
2.	Systematic English Teaching	Activities	The activities are attractive				
			The activities are motivated learners				



			The activities are varied in format				
3.	Systematic content of English	Example	The example are clear				
			The example are understandable				
			The example are too easy				
			The example are too difficult				
			The example help learners to understand the material				
		Topic	The topic are appropriate with the syllabus				
			The topic are develop attractively				
			The topic are relevant with the learners “Analyze learner”				
		Content of materials	The content of the materials is clear				
			The content of the materials is appropriate				
			The content of the materials is understandable				
			The content of the materials matches with the goals of the course				
			The content of the materials is matches the objectives of the course				
			The content of the materials is matches with the Curriculum 2013				
			The content of the materials are well-designed				
			The content of the materials is up-to-date				
4.		Language	The language used is appropriate with students' English				

			proficiency				
			The language is clear				
			The language is understandable				

**COMMENT AND SUGGESTION:**

.....

.....

.....

.....

.....

.....

UNIVERSITAS ISLAM NEGERI  
**ALAUDDIN**  
 M A K A S S A R

**TTD**

(                      )

**APPENDIX IV**  
**Rubric for the Students in Try Out**

No.	Aspek	Komponen	Kriteria	Iya	Sebagian	Tidak
1.	Systematic Organization of Materials	Desain Sampul	Sampul informatif & menarik bagi peserta didik			
		Huruf	Penggunaan jenis huruf jelas			
			Penggunaan ukuran huruf sesuai & terbaca			
		Jarak/Spasi	Spasi tepat			
			Spasi konsisten			
		Gambar/Illustrasi	Gambar Ilustrasi relevan dengan Materi			
			Gambar Ilustrasi dan teks seimbang			
			Gambar ilustrasi bervariasi dan menarik bagi peserta didik			
		Organisasi Materi	Organisasi materi menarik			
			Organisasi materi dalam bentuk unit yang sesuai			
			Materi terorganisasi dalam perintah tugas yang logis			
		Tujuan Instruksional	Tujuan instruksional jelas			
			Tujuan instruksional dapat dimengerti			
			Tujuan instruksional memerintahkan secara tepat			
			Tujuan instruksional mencerminkan topik			
2.	Systematic English Teaching	Kegiatan	Kegiatan menarik			
			Kegiatan memotivasi peserta didik			
			Format kegiatan bervariasi			
		Contoh	Contoh yang jelas			
			Contoh dapat dimengerti			
			Contoh terlalu mudah			
			Contoh terlalu sulit			
			Contoh membantu peserta didik untuk memahami materi			

3.	Systematic content of English	Topik	Topik sesuai dengan silabus Topik dikembangkan dengan menarik Topik dikembangkan sesuai dengan hasil analisa konteks siswa "Analyze learner"			
		Isi Materi	Isi materi jelas			
			Isi materi tepat			
			Isi materi dapat dimengerti			
			Isi materi sesuai dengan sasaran			
			Isi materi sesuai dengan tujuan			
			Isi materi sesuai dengan Kurikulum 2013			
			Isi materi dirancang dengan baik			
			Isi materi yang up-to-date			
		Bahasa	Bahasa yang digunakan sesuai dengan kemampuan bahasa Inggris siswa			
			Bahasa jelas			
			Bahasa dapat dimengerti			

COMMENT AND SUGGESTION:

UNIVERSITAS ISLAM NEGERI

ALA UDDIN  
M A K A S S A R

TTD

( )

## DOCUMENTATION

Researcher distributed questionnaires to students



Researcher gives try out for the blue print



UNIVERSITAS ISLAM NEGERI  
**ALAUDDIN**  
M A K A S S A R





## CURRICULUM VITAE

The researcher, **Nurul Fadhilah Sari** was born on June 2<sup>nd</sup>, 1995 in Polewali, a small village in Polewali Mandar District. She is the third child of Saipul, S.Pd. and Rahmatia, S.Pd.

She began her study in the Elementary School, SDN 01 Polewali and graduated in 2007. At the same year, she continued her study to the Middle School, SMP Negeri 01 Polewali. After finishing her middle school in 2010, she continued her study at SMA Negeri 01 Polewali and graduated in 2013.

On July 2013, she decided to go to the University, and then she chose Alauddin State Islamic University of Makassar. After a long struggle, she was finally registered as a student of English Education Department in Tarbiyah and Teaching Faculty on September.

The researcher, who really loves adventure and photography, had a very good time while studying in the university. She joined some English meeting club, study hard to get much knowledge, and also having fun with many friends. Besides that, she also got many experience in studying Islam. Therefore, her great thanks goes to Alauddin State Islamic University for providing all those mentioned above.