

**THE USE OF PICTURE STRIP STORY IN TEACHING SPEAKING  
SKILL TO THE FIRST GRADE STUDENTS  
AT SMKN 1 MAROS**



**A Thesis**

**Submitted in Partial Fulfillment of the Requirement for the Degree of  
Sarjana Pendidikan in English Education Department of  
Tarbiyah and Teaching Science Faculty of  
UIN Alauddin Makassar**

**By :**

**ADE LESTARI PASARIBU**

**Reg. Number 20400114065**

**ENGLISH EDUCATION DEPARTMENT  
TARBIYAH AND TEACHING SCIENCE FACULTY  
ALAUDDIN STATE ISLAMIC UNIVERSITY OF MAKASSAR  
2018**

## PERNYATAAN KEASLIAN SKRIPSI

Mahasiswa yang bertanda tangan di bawah ini:

Mahasiswa yang bertanda tangan dibawah ini :

Nama : Ade Lestari Pasaribu

NIM : 20400114065

Tempat/tgg. Lahir : Maros/ 19 Agustus 1996

Jur/prodi/konsentrasi : Pendidikan Bahasa Inggris

Fakultas : Tarbiyah dan Keguruan

Alamat : Jl. Angsana, Turikale, Maros

Judul : *"The Use of Picture Strip Story in Teaching Speaking Skill  
to the First Grade Students at SMKN 1 Maros".*

Menyatakan dengan sesungguhnya dan penuh kesadaran bahwa skripsi ini adalah benar hasil karya sendiri. Jika dikemudian hari terbukti bahwa ini merupakan duplikat, tiruan, plagiat atau dibuat oleh orang lain, sebagian atau seluruhnya, maka skripsi dan gelar yang diperoleh karena batal demi hukum.

Makassar, 24 Agustus 2018

Penyusun,



Ade Lestari Pasaribu  
NIM. 20400114065

## PERSETUJUAN PEMBIMBING

: Pembimbing penulisan skripsi saudara **Ade Lestari Pasaribu**, NIM : **20400114065** mahasiswa Jurusan Pendidikan Bahasa Inggris pada Fakultas Tarbiyah dan Keguruan UIN Alauddin Makassar, setelah dengan seksama meneliti dan mengoreksi skripsi yang bersangkutan dengan judul *"The Use of Picture Strip Story in Teaching Speaking Skill to the First Grade Students at SMKN 1 Maros"*, memandang bahwa skripsi tersebut telah memenuhi syarat-syarat ilmiah dan dapat disetujui untuk diajukan ke sidang munaqasyah.

Demikian persetujuan ini diberikan untuk dipergunakan dan di proses selanjutnya.

Makassar, 6 Agustus 2018

Pembimbing I

Pembimbing II



Dra. St. Nuriannah Yunus Tekeng, M.Ed., M.A  
NIP. 19681125 199703 2 001









Dr. H. Abdul Muja Said, M.Ed TESOL  
NIP. 19561231 199003 1 024

## PENGESAHAN SKRIPSI

Skripsi yang berjudul, *"The Use of Picture Strip Story in Teaching Speaking Skill to the First Grade Students at SMKN 1 Maros"* yang disusun oleh saudari Ade Lestari Pasaribu, NIM: 20400114065, Mahasiswa Jurusan Pendidikan Bahasa Inggris pada Fakultas Tarbiyah dan Keguruan UIN Alauddin Makassar, telah diuji dan dipertahankan dalam sidang munaqasyah yang diselenggarakan pada hari Senin tanggal 27 Agustus 2018, bertepatan dengan 15 Dzulhijjah 1439 H, dan dinyatakan telah dapat diterima sebagai salah satu syarat untuk mendapatkan gelar Sarjana Pendidikan (S.Pd) pada Fakultas Tarbiyah dan Keguruan Program Studi Pendidikan Bahasa Inggris, dengan beberapa perbaikan.

Samata - Gowa, 27 Agustus 2018 M  
15 Dzulhijjah 1439 H

### DEWAN PENGUJI (SK. Dekan No. 2485 Tahun 2018)

Ketua	: Dr. Kamsinah, M.Pd.I.	(  )
Sekretaris	: Dr. Sitti Nurpahmi, S.Pd., M. Pd.	(  )
Munaqisy I	: Dr. Hj. Djuwairiah Ahmad, M.Pd., M.TESOL.	(  )
Munaqisy II	: Dr. H. Nur Asik, M. Hum.	(  )
Pembimbing I	: Dra. St. Nurjannah Yunus Tekeng, M.Ed., M.A.	(  )
Pembimbing II	: Dr. H. Abdul Muis Said, M.Ed.TESOL.	(  )

Mengetahui,

Dekan Fakultas Tarbiyah dan Keguruan  
UIN Alauddin Makassar



Dr. H. Muhammad Amri, Lc., M.Ag.

NIP. 19730120 200312 1 001

## ACKNOWLEDGEMENT



*Alhamdulillah Robbil Alamin.* By the name of Allah the Almighty, the Lord of the universe, who has given His guidance, mercy, blessing, and health to complete this academic requirement. Also Sholawat and Salam forever are delivered to the prophet Muhammad S. A. W who had brought the human beings from the darkness to the lightness.

Further, the researcher also expresses sincerely unlimited thanks to her beloved parents (**Gihon Pasaribu – Andi Tenry**) for their prayer, affection, financial support and motivation for her success, and their sincere love. The researcher considers that in carrying out the research and writing this thesis, many people have also contributed their valuable guidance, correction, assistance, suggestion and advice for her completion of this thesis.

Therefore, in this opportunity, the researcher would like to express the great thanks and appreciation to :

1. **Prof. Dr. Musafir Pababbari, M.Si.,** as the Rector of Alauddin State Islamic University of Makassar.
2. **Dr. H. Muhammad Amri, Lc., M.Ag.,** the Dean of Tarbiyah and Teaching Science Faculty of UIN Makassar.

3. **Dr. Kamsinah, M.Pd.I and Dr. Sitti Nurpahmi, S. Pd., M. Pd** as the Head and Secretary of English Education Department of Tarbiyah and Teaching Science Faculty of UIN Makassar.
4. **Dra. St. Nurjannah Yunus Tekeng, M.Ed., M.A** as the first consultant and **Dr. H. Abdul Muis Said, M.Ed.TESOL** as the second consultant who have given their really valuable time and patience, support, assistance, advice and guidance for the researcher during the writing of her thesis.
5. All the lecturers of Tarbiyah and Teaching Science Faculty of Alauddin State Islamic University of Makassar for their guidance during her study
6. All students and teachers of SMKN 1 Maros who have kindly accepted her to conduct a research on the class.
7. The researcher's beloved brother and sister **Kiki Estyur Pasaribu and Ammar Tyo Pasaribu** for their support.
8. The researcher's classmates in English Education Department PBI 3, 4 and all her friends in PBI 2014 Thanks for their sincere friendship and assistance.
9. The researcher's brothers and sisters in English Youth Community ; **Reski Amalia S.Pd, Kartika S.Pd, Masniyah S.Pd, Ayu Desriyuni, Nugroho S., Riyan R., Nurhamdy S., Dewy S., Ummu Rofikah, Nursaidah N., Subhan R., A.Ratu, Aini I.,** and all friends who could not be mentioned here. Thank you for your support.

10. The researcher's best friend ; **Femy Rahmadani, Nirwana Rosa Muslim, Wahyuningsih, St.Puspitha, Muthaharah B., Ama Ameliah Arianto, and**

**A.Febrianty** Thank you for helping me in solving the problems I found during completing this thesis.

11. The researcher's other friends : **Marwansyah Amin, Imran Said Y., Andi Asmier P, and Tri Mandala P.** Thankyou for support and pray for me.

12. The researcher's friend in KKN Tamallayang ; **Salmawati, Yunida I., Asrida B., Risnawati H., Khusnul K., Fitriani K., Irdaningsih., and Sumarwan.** Thank you for their kindness and moral support.

13. The special one ; **Rifky Nuriansyah** who always supports, accompanies, motivates, and helps the researcher.

14. All of the people around the researcher's life who could not mention one by one who have given big inspiration, motivation, spirit, and pray for her.

The researcher realizes that the writing of this thesis is far from being perfect. Remaining errors are the researcher's own; therefore, constructive criticisms and suggestions will be highly appreciated. **"May Allah Almighty blesses us". Aamiin**

Makassar, 24 Agustus 2018

The researcher,



**Ade Lestari Pasaribu**  
NIM.20140011465



## LIST OF CONTENTS

	Page
<b>COVER PAGE .....</b>	<b>i</b>
<b>PERNYATAAN KEASLIAN SKRIPSI.....</b>	<b>ii</b>
<b>PERSETUJUAN PEMBIMBING.....</b>	<b>iii</b>
<b>PENGESAHAN SKRIPSI .....</b>	<b>iv</b>
<b>ACKNOWLEDGMENTS .....</b>	<b>v</b>
<b>LIST OF CONTENT .....</b>	<b>viii</b>
<b>LIST OF TABLES .....</b>	<b>x</b>
<b>LIST OF APPENDICES.....</b>	<b>xi</b>
<b>ABSTRACT .....</b>	<b>xii</b>
 <b>CHAPTER I. INTRODUCTION.....</b>	 <b>1</b>
A. Background .....	1
B. Research Problem.....	4
C. Research Objective.....	4
D. Research Significance .....	4
E. Research Scope .....	5
F. Operational Definition of Terms .....	5
 <b>CHAPTER II. LITERATURE REVIEW.....</b>	 <b>7</b>
A. Some Preview of Related Research Findings.....	7
B. Some Pertinent Ideas .....	10
C. Theoretical Framework.....	18
D. Hypothesis .....	20
 <b>CHAPTER III RESEARCH METHOD.....</b>	 <b>21</b>
A. Research Design .....	21
B. Research Variable .....	22
C. Population and Sample .....	22
D. Research Instruments .....	23

E. Data Collection Procedure .....	24
F. Data Analysis Technique.....	26
<b>CHAPTER IV FINDINGS AND DISCUSSIONS.....</b>	<b>31</b>
A. Findings .....	31
B. Discussions .....	36
<b>CHAPTER V CONCLUSIONS AND SUGGESTIONS.....</b>	<b>40</b>
A. Conclusions .....	40
B. Suggestions .....	40
<b>BIBLIOGRAPHY</b>	
<b>APPENDICES</b>	
<b>CURRICULUM VITAE</b>	

## LIST OF TABLES

<b>Table 4.1</b>	The distribution of frequency and percentage score of Experimental class score in the pre-test .....	31
<b>Table 4.2</b>	The distribution of frequency and percentage score of Controll class score in the post-test.....	33
<b>Table 4.3</b>	The distribution of frequency and percentage score of Experimental class score in the post-test.....	33
<b>Table 4.4</b>	The distribution of frequency and percentage score of Controll Class score in post-test.....	34
<b>Table 4.5</b>	The mean score and standard deviation of Experiment class And Control class in the pre-test and the post-test .....	35
<b>Table 4.6</b>	Distribution value of the t-test and t-table.....	36

## LIST OF APPENDICES

Appendix A	The Row Score of the Students' Pre-test and Post-test in the Experimental Class
Appendix B	The Row Score of the Students' Pre-test and Post-test in the Control Class
Appendix C	The mean score of Experimental Class and Control Class
Appendix D	Standard Deviation of Experimental Class and Control Class
Appendix E	The significant Different
Appendix F	Distribution of t-Table
Appendix G	Lesson Plan
Appendix H	Research Instrument
Appendix I	Documentation

## ABSTRACT

**Name** : Ade Lestari Pasaribu  
**Reg. Number** : 20400114065  
**Department/faculty** : English Education/Tarbiyah and Teaching Science  
**Title** : *The Use of Picture Strip Story in Teaching Speaking Skill to the First Grade Students at SMKN 1 Maros*  
**Consultant I** : Dra. St. Nurjannah Yunus Tekeng, M.Ed., M.A.  
**Consultant II** : Dr. H. Abdul Muis Said, M.Ed.TESOL.

---

This research is aimed to find out the effectiveness of picture strip story in teaching speaking skill to the second grade students of SMKN 1 Maros.

This research employed quasi-experimental--non-equivalent control group design with pre-test and post-test. The variables of this research were picture strip story as an independent variable and students' speaking skill as a dependent variable. Then, there were two classes used in this research; grade X TKJ C as an experimental class and grade X TKJ A as control class. The total population of this research was 240 students taken from the first grade students of SMKN 1 Maros. The total sample was chosen purposively, consist of 20 students from each class X TKJ C and X TKJ A.

The researcher employed speaking test. The instrument used to collect data in this research was test consists of pre-test and post-test. The researcher found that there was significant difference between the students' score in pre-test and post-test. It was proved by the mean score that the post-test was higher than the mean score in the pre-test.

In experimental class, the mean score of pre-test was 66.8 and the mean score of post-test was 80. While in control class, the mean score of pre-test was 64 and the mean score of post-test was 67.1. While, both of the classes are improved, the significant improvement happened in experimental class. In addition, the value of the t-test (6.89) was higher than the t-table (2.042) at the level of significant 0.05 with degree of freedom (df) = 38.

Based on the result of this research, the researcher concluded that the use of Picture Strip story Technique was effective to improve the students' speaking skill in the first grade students of SMKN 1 Maros in academic year 2017/2018. This technique makes turn learning the students, and directly create in classroom activity involvement.





## **CHAPTER I**

### **INTRODUCTION**

#### ***A. Background***

English is very popular language among people in many countries, and so does in Indonesia. As a foreign language, English is very important to teach. But for Indonesian students, teaching English is not an easy task. The students should master English in all skills. There are four major skills of English: listening, speaking, reading and writing which support each other.

Speaking or communicating with people is very important in a daily life. Through speaking, people can express thoughts, idea, feeling and maintain social relationship with others. When someone makes an error in their language, it causes to misunderstand, therefore speaking can highly influence the communication. Based on British council report in Syakir (2007), more than two billion people use English to communicate. Therefore, the need of speaking is quite important.

The importance of speaking should be mastered by people especially for students. Bahar (2013) stated that most English learners regard English speaking ability as the measure of mastering English. Moreover, speaking ability becomes the main objective of language learning especially for students in senior high school in Indonesia. Based on KTSP (School Based Curriculum) of English for senior high school, English must be taught integrately. There are two competences that should be achieved by the students, both competences are standard competence and basic



competence. Standard competence is the students are able to express meaning from transactional and interpersonal conversation in the context of daily life. Basic competence is the students are able to express the meaning from transactional and interpersonal conversation accurately, fluently and acceptably by using various simple oral language in daily life context. Moreover students are expected to be able to speak and communicate English well (Depdiknas 2006 in Amri 2007). From that statement, the researcher can conclude that students' success in learning language can be seen from how far they can speak, convey information or ideas, and communicate with others by using speaking language accurately, fluently, and acceptably.

Based on the researcher's preliminary observation which was done at the first grade students of SMKN 1 Maros through interview on June 19th 2017, the researcher identified that many students cannot speak well because they seldom practice their English in speaking class. On the other side, they have lack of vocabularies. Moreover, they were afraid of being wrong in English if they took part in communication. Those problems made students prefer to be not active in speaking.

Some factors which caused that problems were many teachers conduct their learning in the class by using conventional method, for instance speech method which made the students passive or not active (teacher center). The students only stuck on the teachers' explanation, from the start until the end of the lesson. It makes the students bored and lazy to practice their English. Besides, the use of Indonesian was also dominant than the use of English during the classroom activities. But the basic

factors in this situations was the use of teacher's method in classroom. Therefore, to overcome the problem is how the teacher applies the good method to handle the classroom well because it will be more serious if the teacher cannot solve those problems faster.

The teacher needs to think and find the good solution for the problems. Therefore, researcher decides to make a research in applying the good techniques for teaching speaking, because speaking cannot be done only by using theory, but also by requiring practice effective way. The class can be successful if the teacher can choose the best technique in giving information and teaching materials for the students. The ability of teachers in using techniques will influence the students' achievements.

One of the suitable techniques that can be used by the teacher to solve the problem in speaking is Picture Strip Story. Diane (2000) stated that the students can predict some picture and discuss with group to solve the pictures story which enables them to practice in negotiating meaning. In this activity, one students in a small group is given a strip story. The student shows the first picture of the story to the other members of his/her group and asks them to predict what the second pictures look like. By applying this technique, the students will be more active in speaking in front of their friends because it is use interesting pictures and fun way. Automatically, each students will participate so they can enhance their speaking skill.

Related to the explanation above, finally the researcher decides to carry out an experimental research entitled *“The Use of Picture Strip Story in Teaching Speaking Skill to the First Grade Students at SMKN 1 Maros”*

***B. Research Problem***

Based on the previous background, the researcher fomulated the problem statements of this research is “Is the use of Picture Strip Story effective toward the enhancement of the first grade students’ speaking skill at SMKN 1 Maros?”

***C. Research Objective***

Related to the research problem above, the researcher formulated that the specific objective of the research was “To find out whether the use of Picture Strip Story is effective in enhancing students’ speaking skill at SMKN 1 Maros”.

***D. Research Significance***

The result of this research is expected to be theoretically and practically useful as follows:

1. Theoretically

The result of this research is expected to strengthen and improve the learning theory of speaking and the method to improve the students speaking skill, especially in using Picture Strip Story technique. As for the theory of Picture Strip Story, the students were engage to contribute in learning activities.

2. Practically

#### A. Teachers

This research is expected to help the teacher guiding their students in enhancing their students' speaking . In addition, The teacher can develop the material and the strategy effectively to make the students easy to understand in speaking.

#### B. Students

The researcher is expect that the students will be motivated to speak in the classroom. In addition, all of students will be interested to speak English and to share their ideas and their opinion related the topic with the others. Automatically it will bring the excitement for students in the class.

#### C. Researchers

This research is expected to be a useful reference and give positive impacts to the other researchers.

#### ***E. Research Scope***

To make this research clear, this research focused on the students' fluency and accuracy in delivering their idea using Picture Strip Story. This research took place at SMKN 1 Maros. The research chose the first grade students' of SMKN 1 Maros.

#### ***F. Operational Definition of Terms***

The title of this research is "*The Use of Picture Strip Story in Teaching Speaking Skill to the First Grade Students at SMKN 1 Maros*". In understanding the topic easily, the researcher would like to give the operational definition of terms.

##### 1. Picture Strip Story

Picture Strip Story is a technique as group work activity that give the students opportunity to do real communication in real situation. Picture Strip Story is a technique which facilitates and involves the students to decide the original sequence of the story where students in a small group is given a Picture Strip Story.

After that, the student shows the first picture to the other members of his/her group and asks them to predict what the second pictures will look like. It gives the students opportunities to participate, listen and respond by asking and answering orally.

## 2. Speaking Skill

Speaking skill is the ability to communicate something orally in which the act is built by replies or student-initiated questions or responds. It involves to identify the students' fluency and accuracy. Fluency refers to rapid, efficient and accurate word recognition that the students use to speak while accuracy is the ability to produce correct sentences using correct vocabulary. Therefore, there were two elements of speaking skill that used to assess the enhancement of the students speaking skill, they were, fluency and accuracy.

## CHAPTER II

### LITERATURE REVIEW

#### ***A. Some Preview of Related Research Findings***

In this research, the researcher tried to present the review of several related literatures dealing with some related research findings. Some of them are mentioned as follows:

Kosdian (2016) in his thesis: *Improving Students' Speaking Skill by Using Picture Strip Story*. The subject of his research was the first year students of SMA 1 Luragung. The objective of their research was aimed at improving students' speaking skill by using Picture Strip Story to know the improvement of students' speaking ability by using Picture Strip Story. From that research, he found that Picture Strip Story could improve students' speaking skill.

Khairunnisa' (2014) conducted a research about: *The Effect of Using Picture Strip Story Technique Toward Speaking Ability of the First Grade Students At MA Al-Ihsan Bulu Rampai*. The objectives of her research was to find out students' Speaking ability taught without using Picture Strip Story Technique, to find out students'

Speaking ability taught by using Picture Strip Story Technique, and to find out if there is any significant effect of using Picture Strip Story Technique toward speaking ability of the second grade students at MA ALIhsan Buluh Rampai. The type of her research was quasi-experimental. She used pre-test and post-test which design with Nonequivalent Group. The result of her research was the implementation of Picture Strip Story technique was effective in improving speaking English ability.

Wulandari, Sukirlan, and Ginting (2014) on their research entitled: *Developing Students' Speaking Ability by Using Picture Strip Story*. The aims of their research were, to find out whether picture strip story can improve the students' speaking ability after that technique implemented, and to find out the students response after implementation of picture strip story in teaching speaking. The study on their research used one group pretest posttest design. The result of their research showed that the students' speaking ability was increase after the students was taught by using picture strip story technique, and 90% students gave positive response.

Novianda (2017) on his research entitled "Teaching Speaking by Using Picture Strip Story". His research was purposed to find out whether picture strip stories used as CLT (Communicative Language Teaching) could significantly help students develop their speaking skills, and also to find out which speaking sub-skills could be better taught by using picture strip stories. The study on his research used a true experimental research design with quantitative and qualitative methods. The subjects was limited to the class VIII of MTsN Model Gandapura with 30 students in

each class. The result of his research showed that the students who were taught speaking by using the picture strip story technique improved significantly more in speaking than those who were not taught by using the picture strip story technique.

Meanwhile, Damayanti (2016) had conducted her research entitled “The Use of Picture Strip Story To Improve Students’ Speaking Skill (Eight Grade Of SMP Muhammadiyah Tempuran Academic Year 2015/2016). The type of her research was the classroom action research. The subjects of her research were the students of VIII A that they had a low score in English lesson. The researcher took action on class that inquired about the problem. The research collected the data by giving pre-test and two cycles. The result of her research showed the improvement of the students’ mean score after they were given treatment by using picture strip story media.

Referring to whole previous research which is not only strongly motivated the researcher but also make the researcher concludes that technique, exactly Picture Strip Story has much usefulness such as it can be used to improve students’ speaking skill especially. All of them take speaking as the main skill but with different places. Therefore, the researcher will focus on conducting the student’s fluency and accuracy in delivering their idea by using Picture Strip Story technique. This research will take a place at the First Year Students of SMKN 1 Maros. Moreover, the design of this research is quasi-experiment, namely nonequivalent control group design with pre-test and post-test.



## ***B. Some Pertinent Ideas***

### **1. The Concept of Speaking**

#### **a. Definition of Speaking**

Speaking is known as oral skill that processes in conveying one feeling or ideas to other with verbal language. Chaney as quoted by Berutu and Sumarsih (2013) states that speaking is the process of building and sharing meaning through the use of verbal and non-verbal symbols, in a variety of contexts. It means that effective speaking need to be able to process languages in their own heads and involves a good deal of listening and understanding. Many people also use speaking in some different purpose, some people speak in conversation for instance to make social contact with people or built social relationship with other people. In this case, speaking use to improve the students speaking skill effectively, known from the fluency and accuracy.

Brown and Yule in Ali (2013) said that “Speaking is to express the needs-request, information, service, etc.” From that statement, the speaker say words to the listener not only to express what in their mind but also to express what they needs weather information service. Therefore, communication involves two or more people: sender and receiver. Speaking can be the way to share information, ideas,

opinions, views, or feelings. So, it is important that everything we want to say is conveyed in an effective way.

Kurniawan (2014) stated that speaking means that oral communication in giving ideas or information to others. The act of speaking involves not only the production of sound but also the gesture and the movement of muscles of face and indeed of the whole body. The statement shows that speaking influences by many internal factors.

#### b. Kinds of Speaking

##### 1. Speaking Performance

Manser in Budiayarno (2014), states that performance is the person's process or manner of play. Therefore, researcher may conclude that the speaking performance is the way of one's manner in speaking.

##### 2. Speaking Competence

Manser in Budiayarno (2014), defines that competency has ability, skill, and knowledge to do something. Then, through this basic definition, researcher also may conclude that speaking competency is one's ability to speak which is supported with adequate skill and knowledge and it is not assessed by how is delivered.

#### c. Elements of Speaking

Harmer in Aini (2014) categorized those things in six skills, they are:

##### 1) Vocabulary

Vocabulary is a core component of language proficiency and provides much of basis for how well learners speak, listen, read and write. Vocabulary also refers to the words we must understand to communicate effectively.

## 2) Pronunciation

Pronunciation is one of the speaking elements that have a strong relation with articulation, stress, and intonation. As Webster explained in Aini (2014) pronunciation is the act or result of producing the sounds of speech, including articulation, stress, and intonation.

## 3) Grammar

Cook (2009) defines these types of grammar such as: perspective grammar, traditional grammar, structural grammar and grammar as knowledge. Another definition, grammar is the study of language which deals with the forms and the structure of word (phonology) and with the customary arrangements in phrases and sentences (syntax).

## 4) Fluency

Fluency refers to how well a learner communicate meaning rather than how many mistakes that they make in grammar, pronunciation and vocabulary. Fluency is often compared with accuracy. Syukri (2015) stated that fluency refers to rapid, efficient, accurate word recognition skills that permitted person to construct the meaning of a context. This definition shows the strong correlation between fluency and comprehension. Therefore,

fluency is highly complex relation relate mainly to smoothness of continuity in discourse.

#### 5) Comprehension

The last speaking element is comprehension. Comprehension is discussed by both speakers because comprehension can make people getting the information that they want. Comprehension is defined as the ability to understand something by a reasonable comprehension of the subject or as the knowledge of what a situation is really like.

Based on above explanation, it can be concluded that there are five elements needed for spoken production, they are vocabulary, pronunciation, grammar, fluency and comprehension.

#### d. The characteristics of Effective Teaching in Speaking

The following characteristics of a spoken language are adapted for several sources (Richards in Amiqah, 2014), they are, (1) Clustering, (2) Redundancy, (3) Performance variable, (4) Colloquial language, (5) stress, rhythm, intonation, and (6) Interaction.

##### 1) Clustering

Fluent speech is prasal, not word by word. Students can organize their output both cognitively and physically in group through clustering.

##### 2) Redundancy

The speaker has an opportunity to make meaning clearly through redundancy of language. Students can capitalize on this gesture of spoken language.

### 3) Performance Variable

One of the advantages of spoken language is that the process of thinking as you speak allows you to manifest a certain number of performance hesitations, pauses, backtrackings and corrections.

### 4) Colloquial Language

Make sure students are reasonably will acquainted the words, idioms and phrases of colloquial language and those they get practice in producing these forms.

### 5) Rate of delivery

Another salient characteristic of fluency is rate of delivery. One of your task in teaching spoken English is to help learners achieve an acceptable speed along with other attributes of fluency.

### 6) Stress, Rhythm and Intonation

This is the most important characteristics of English pronunciation. The stress timed rhythm of spoken English and its intonation patterns convey important message.

#### 7) Interaction

As note in this previous section, learning to produce waves of language in a vacuum-without interlocutors-would rob speaking skill of its richest component: the creativity of conversational negotiation.

## **2. The Concept of Picture Strip Story**

### a) Definition of Picture Strip Story

Fanshao (2009: 221) stated that Strip story is a split information ordering technique that provides a large amount of speaking practice. Each student is given part of a story or other text, which they have to memorize. They then talk together until they have reconstructed the complete text, in the correct order, from memory. To do this, they have to repeat each sentence manytimes.

Sloan (1991:1) in Turohmah (2012: 2) also stated that strip stories means a corporative learning group that given one or more segments of story. Gibson in Mary and Jhon in Azhar (2003: 49) stated that procedure of strip story consists of breaking down a story sentence by sentence and typing each sentence on individual strip of paper. These sentences will be randomly distributed to the students. The students'

task will be then to communicate the contents of their strips to the others in the class in so doing, to orally re-assemble the strips putting the sentences of the story into logical sequence.

Diane (2000) stated that Picture Strip Stories are allowed the students to practice in negotiated meaning and the students are able to view the picture and compare it with their prediction.

Based on some definitions above, the researcher can conclude that Picture Strip Story is as an attempt to teach something (story) about sequence. The students will predict the sequence of picture by speaking English. It turns out to be most effective way used to communicate each other.

#### b ) Teaching Procedure of Picture Strip Story

In learning process, many activities can be done with Picture Strip Story. Picture Strip Story is one of the problem solving of communicative technique. Wright states that Picture Strip Story technique are very important in helping students to retell about stories or understand something since they can represent place, object, people, etc. Pictures Strip Story help the students understand a more general context, which may be made of pictures, the teacher's actions, the student's action, sound effect and words. This overall context of new language will have meaning to the students. Diane (2000) stated that Picture Strip Stories are allowed the students to practice in negotiated meaning and the students are able to view the picture and compare it with their prediction. Furthermore, there are two levels of language in this activity. The first

is the language needed for description and narration. In this activity the teacher can exercise some controls at this level, through the content of the pictures selected. The second level is that the language is needed for discussion. This level is less predictable. But, the teacher can still exercise some control over the general level of difficulties, since this will depend in part on how clearly the pictures signal their original sequence. Additionally, as stated by Klasek there are some advantages of using Picture Strip Story. Picture Strip Story is inexpensive, familiar medium of communication. Moreover, Picture Strip Story can be arranged in sequence and can be adapted to many subjects. In addition, Picture Strip Story can assist in the prevention, correction and misconceptions. Besides, picture Strip can translate word symbols, record events, explain process, extend experiences, draw comparison, show contrast, show continuity, focus attentions, and develop critical judgment.

In addition to make clear about the technique, the writer provides how the technique is applied. It will be stated in some activities as follows:

a. Teacher activities:

1. Teacher divides the students into some groups.
2. Teacher shows the picture and cut up into separate pictures.
3. Teacher gives a picture to each member of group to discuss and predict the sequence of the story.
4. Teacher controls the students' activity.

b. Students activities:

1. Students decide on the original sequence and reconstruct the story.



2. Students discuss in a group the original story sequence of the pictures to solve the problems.
3. Each member of a group perform in front of the class to present the result of group discussion.

c ) The Benefit of Picture Strip Story in Learning Speaking

These are some benefit using strip story technique in learning speaking:

- a. The teacher's role becomes one of facilitator of learning, and the students can learn from each other.
- b. The teacher discovers that vocabulary items need no explanation because someone in the class often will already know the word question one person is enough. If the student who has the word can spell it, someone in the group can provide the meaning.
- c. The students will have a direct bearing on students' active communication.  
In that case this technique guide the students to be master in their speaking.
- d. Besides learning grammar from each other with arranging the sentence to be good story, students often make radical improvement in their pronunciation during a single period.

**C. Theoretical Framework**

Speaking is one of the important skills that should be mastered by students. They have to be given opportunities to practice a target language and produce it in the spoken form. Many forms can be practiced by them such as discussions, games,

or role plays. Moreover, students have to be able to not only just speak fluently in English, but also speak accurately in speaking.

Nowadays, many of the speaking activities do little more than test how well they can listen and reply to the other speaker. Because students are often put in situations where they have to show how much they understand and respond in the right way. Besides, speakers have to master many vocabularies when they want to speak. This fact will influence the students speaking skill, when they are good in listening, they will be easy to understand and respond to the other speaker, but in other hand, if they are not good in listening , they will not easy to understand and respond to the other speaker and it may leads misunderstanding for them.

In speaking activities in class, some students try to overcome that problem by practiced with their friends in many situation, because they are aware that speaking will play an important role in communication, especially in school. So, the main point for students in this situation is having a good communication with their friend to practice and having good motivation and confidence. In addition, a good technique is also highly important and automatically will help students to be more active and enjoying the learning process as efficient as possible.

Freeman (2000) who stated that “there are some materials and techniques associated with CLT (Communicative Language Teaching), they are authentic materials, scrambled sentences, language games, Picture Strip Story, and role play.”

It makes the researcher considered the use of the picture strip from the scientists who explain the correlation between picture and speaking skill. Besides that, Picture Strip Story also can overcome classroom situation's problem above. Based on Canning-Wilson as cited in Nurvitasari (2014) who stated that the picture is one of the media, which can help teacher draws students 'interest and improves students' motivation to learn because pictures can develop students' creativity and increase thinking ability. So, it shown that Picture Strip Story appropriates to overcome some classroom situation's problems in School.

Lavery (2011) who stated that Picture Strip Story can be used from beginners level to advanced level for a variety of language and discussion activities. The students could express their ideas, combined with the text or visual information. It will give them opportunities to speak and say what is in their mind. Furthermore, Picture Strip Story could create students' confidence to communicate with others, because students' memory were stronger than before directly it caused by the pictures or image in the narrative text. So, it make students have more chances to interact and practice speaking with their friends. And also as a media, this technique prepared a chance for students to develop their understanding and remembering by the image or picture that written in the text. Besides, the students will have a direct bearing on students' active communication. In that case, this technique guides the students to be master in their speaking. By applying this technique, it is not only can highly influence the students' effort to have a good speaking skill, but also it will

give a positive impact to discussion activity for students to build their creativity with their own ideas.

#### ***D. Hypothesis***

Related on the research focus, the researcher hypothesis was  $H_a$ : There is significance different of the students speaking ability before the application of Picture Strip Story and after the application of Picture Strip Story for the second grade students' of SMKN 1 Maros.

### **CHAPTER III**

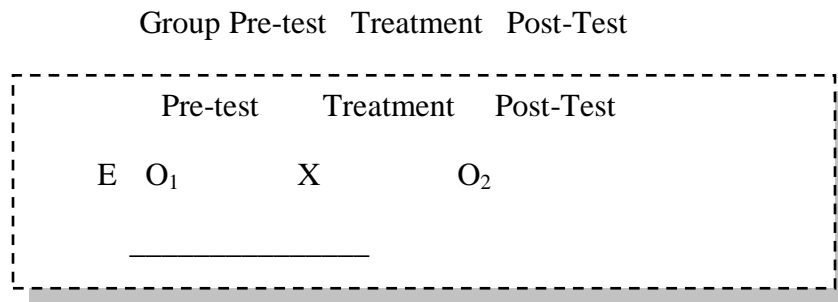
#### **RESEARCH METHOD**

This chapter deals with research design, research variable, population and sample, research instrument, procedure of collecting data and technique of data analysis.

#### ***A. Research Design***

In this research. the researcher used quasi-experiment design that involving two groups of classes (the Pre-Test and Post-Test nonequivalent group design). Charles in Latief (2013) stated that it is not possible to select the sample randomly out of all the population students. In this design, one group selected as the experimental class and other group selected as the control class. There were the treatment using Picture Strip Story to the experimental group and control treatment

to the control group. Sugiyono (2013) stated that to show the significant effectiveness by comparing the pre-test and post-test result the research design would be presented as follow:



Where :

E = Experimental Group

C = Control Group

O<sub>1</sub> = Pre-test

O<sub>2</sub> = Post-test

X = Treatment

## B. *Research Variable*

In the experimental research, there were two variables: Independent variable (X) and dependent variable (Y).

### 1. Independent variable

Independent variable (X) is a variable that influence another variable to achieve the researcher expectation. In this research, the independent variable was Picture Strip Story technique.

### 2. Dependent variable.

Dependent variable (Y) is the result that expect through implement of the independent variable. In this research, the dependent variable was students speaking English.

### **C. *Population and Sample***

#### **1. Population**

Arikunto (2013) stated that, population is the total member of research respondents, while sample is a part or representation of population that is researched. The population of this research was taken from the First Grade Students of SMKN 1 Maros who enroll in academic year 2017/2018. The total numbers of population are 240 students, consists of 8 classes.

#### **2. Sample**

Gay (2006) stated that sampling is the process of selecting a number of participants for a study in such a way that they represent the larger group from which they will selected. The technique sampling used in this research was purposive sampling. The researcher was took two classes as the sample to get representative data. These classes divided into two groups, experimental class and control class. The researcher was took X TKJ C which consist of 20 students as experiment class and X TKJ A which consist of 20 students as the control class..

### **D. *Research Instrument***

The instrument that used by the researcher to obtain the data was speaking test. The test consisted of pre-test and post-test (*see the Appendix*). The students

were given the pre-test before the treatment. The purpose of the pre-test was to know how far the students' ability in speaking before using Picture Strip Story Technique. Meanwhile, the purpose the of post-test was to know the enhancement of students' ability in speaking after using Picture Strip Story Technique. This research was conducted from 2<sup>nd</sup> April 2018 until 17<sup>th</sup> May 2018.

#### **E. *Data Collection Procedure***

This research was carried out from 2<sup>nd</sup> April 2018 until 17<sup>th</sup> May 2018. The researcher conducted treatment and collected data from any subject. The procedures of treatment performed as following:

1. Monday, 9<sup>th</sup> April 2018, the researcher performed the pre-test to experimental class. *Tthe result see appendix).*
2. Tuesday, 10<sup>th</sup> April 2018, the researcher performed the pre-test to control class. *(The result see appendix).*
3. Thursday, 12<sup>th</sup> April 2018, the researcher did the treatment in experimental class. The material was about vocabulary. In the treatment process the students was practice to use vocabulary in daily activity. *(The lesson plan, see appendix).*

4. Monday, 16<sup>th</sup> April 2018, the researcher did the treatment in experimental class. The material was about time. In the treatment process the students was practice to tell about time in daily activity. (*The lesson plan, see appendix*).
5. Thursday, 19<sup>th</sup> April 2018, the researcher did the treatment in experimental class. The material was about connectors. In the treatment process the students was practice to use about connector of sequence . (*The lesson plan, see appendix*).
6. Monday, 23<sup>th</sup> April 2018, the researcher did the treatment in experimental class. The material was about simple present tense. In the treatment process the students was practice to use about simple present tense in daily activity . (*The lesson plan, see appendix*).
7. Thursday, 26<sup>th</sup> April 2018, the researcher did the treatment in experimental class. The material was about daily activity. In the treatment process the students was practice to tell daily activity to other students by using Picture Strip Story . (*The lesson plan, see appendix*).
8. Monday, 30<sup>th</sup> April 2018, the researcher did the treatment in experimental class. The material was about daily activity. In the treatment process the students was practice to tell daily activity to other students by using Picture Strip Story . (*The lesson plan, see appendix*).



9. Thursday, 3<sup>rd</sup> May 2018, the researcher did the treatment in experimental class. The material was about daily activity. In the treatment process the students was practice to tell daily activity to other students by using Picture Strip Story . *(The lesson plan, see appendix)..*
10. Monday, 7<sup>th</sup> May 2018, the researcher did the treatment in experimental class. The material was about daily activity. In the treatment process the students was practice to tell daily activity to other students by using Picture Strip Story . *(The lesson plan, see appendix)..*
11. Monday, 14<sup>th</sup> May 2018, the researcher gave post-test to the experimental class. *(The result, see appendix).*
12. Thursday, 17<sup>th</sup> May 2018, the researcher gave post-test to the experimental class. *(The result, see appendix).*

#### **F. *Data Analysis Technique***

There were two terms to point out in case of measuring the students' speaking skill, the researcher's scope for this research were in students' fluency and accuracy. Fluency is defined as being able to speak easily or quickly in a given language, meanwhile accuracy means the quality of being correct or precise. Heaton (1988) defines the score and criteria of fluency and accuracy in speaking skill as follows::

**Table 1. Score and criteria of Fluency**

Classification	Rate	Criteria
----------------	------	----------

Excellent	6	Speaking without too great effort with wide range of expression searching for words. Searching for words but occasionally only one or two unnatural pauses.
Very Good	5	Has to make an effort at times to search for word. Nevertheless, smoothes delivery on the whole and only a few unnatural pauses. Although he has made an effort on the search of the word; there are not too many unnatural pauses, fairly smooth delivery mostly.
Good	4	Occasionally, fragmentally but success in conveying the general meaning fair range of expression.
Average	3	Has to make an effort for much of the time, often has to search for desired meaning, rather halting delivery and fragmentary. Range of expression often limited.
Poor	2	Long pauses while he searches for desired frequently fragmentary and halting delivery, almost gives up making the effort at times limited range of expression.
Very poor	1	Full of long and unnatural pauses. Very halting and fragmentally delivery. At times giving up Making the effort, very limited range of expression.

**Table 2. Score and criteria of Accuracy**

Classification	Rate	Criteria
----------------	------	----------

Excellent	6	Pronunciation is only very slightly influenced by the mother tongue, two or three minor grammatical or lexical errors.
Very Good	5	Pronunciation is slightly influenced by the mother tongue. A few minor grammatical and lexical errors but most utterances are correct.
Good	4	Pronunciation is still moderately influenced by the mother tongue but not serious phonological errors. A few minor grammatical and lexical errors but only one or two major errors causing confusion.
Average	3	Pronunciation is seriously influenced by the mother tongue but few serious phonological errors. Several grammatical and lexical errors. Two or more errors cause confusion.
Poor	2	Pronunciation is seriously influenced by the mother tongue with the errors causing breakdown in communication. Many basic grammatical and lexical errors.
Very Poor	1	Serious pronunciation errors as well as many basic grammatical and lexical errors. No evidence of having mastered any of language skills and areas practiced in the course.

1. The formula used in scoring the students' achievement

$$\text{Score} = \frac{\text{students' gained score}}{\text{total score}} \times 100 \%$$

2. The scale used in classifying the students' score based on depdiknas (2006)

**Table 3**  
The scale for classifying students' score

No	Score	Classification
1	86– 100	Excellent
2	76– 85	Very good
3	66 – 75	Good
4	56– 65	Average
5	36– 55	Poor
6	0 – 35	Very Poor

3. The formula used in calculating the mean score of the students answer of pre-test and post test based on Gay (2006)

$$\bar{X} = \frac{\sum X}{N}$$

Where:

$\bar{X}$  = Mean score

$\sum x$  = The sum of all score

N = The number of students.

4. The formula used in calculating the standard deviation based on Gay (2006)

was :

$$SD = \sqrt{\frac{SS}{N}}, \text{ where } SS = \sum X^2 - \frac{(\sum X)^2}{N}$$

Where:

SD : Standar Deviation

SS : The sum of square

N : Total number of the subject

$\Sigma X^2$  : The sum of all square, each score is squared and all the squares added up

$(\Sigma X)^2$  : The square of the sum; all the scores are added up and the sum is square total.

5. The formula used in finding out the difference between students' score in Pre-test and Post-test based on Guy (2006) was:

$$t = \frac{\bar{x}_1 - \bar{x}_2}{\sqrt{\left(\frac{SS_1 + SS_2}{n_1 + n_2 - 2}\right) \left(\frac{1}{n_1} + \frac{1}{n_2}\right)}}$$

Where:

t :test of significance

$\bar{x}_1$  : Mean score of experimental group

$\bar{x}_2$  : Mean score of controlled group

$SS_1$  :Sum square of experimental group

$SS_2$  : Sum square of controlled group

$n_1$  : Number of students of experimental group

$n_2$  : Number of students of cotrolled group

2 : The number of class involved

1 : Constant number.

## **CHAPTER IV**

### **FINDINGS AND DISCUSSION**

#### ***A. Findings***

The findings of the research were based on the results of the data analysis. The data analysis was used to collect data. The speaking test consisted of pre-test and post-test. The pre-test was given to find out the students' speaking ability before presenting *Picture Strip Story Technique*, and the post-test was given to find out the improvement of the students' speaking ability after giving the treatment.

**1. The Classification of Students' Pre-test Scores in Experimental and Control Class**

**Table 1**

The distribution of frequency and percentage score of experimental class score in the pre-test

No	Classification	Score	Frequency	Percentage
1	Excellent	86 – 100	0	0%
2	Very good	76 – 85	1	5%
3	Good	66 – 75	11	55%
4	Average	56 – 65	8	40%
5	Poor	36 – 55	0	0%
6	Very Poor	0 – 35	0	0%
Total			20	100%

Table 1 shows the rate percentage score of experimental class from 20 students in the pre-test. From the table can be seen that there were 11 (55%) students obtained good score and others were under of it, while there were no students who can reach the excellent score.

**Table 2**

The distribution of frequency and percentage score of control class score in the pre-test

No	Classification	Score	Frequency	Percentage
1	Excellent	86 – 100	0	0%
2	Very good	76 – 85	2	10%

3	Good	66 – 75	6	30%
4	Average	56 – 65	7	35%
5	Poor	36 – 55	5	25%
6	Very Poor	0 – 35	0	0%
Total			20	100%

Table 2 above shows the rate percentage score of control class from 20 students in the pre-test. From the table above can be seen that there were 2 (10%) students got very good score but most of the students obtained poor score.

Based on the table 1 and 2, it can be concluded that the rate percentage in the pre test for experimental and control class was similar because there were no students who obtained an excellent score and there were no students who obtained very poor score.

## **2. The Classification of Students' Post-test Scores in Experimental and Control Class**

The following table shows the distribution of frequency and percentage of the final score of teaching speaking at the first grade students of SMKN 1 Maros in the post test for experimental and control class.

**Table 3**

The distribution of frequency and percentage score of experimental class score in the post-test.



No	Classification	Score	Frequency	Percentage
1	Excellent	86 – 100	4	20%
2	Very good	76 – 85	11	55%
3	Good	66 – 75	5	25%
4	Average	56 – 65	0	0%
5	Poor	36 – 55	0	0%
6	Very Poor	0 – 35	0	0%
Total			20	100%

Table 3 shows the rate percentage score of experimental class from 20 students in the post-test. The students' score were increase, most of the students obtained a Very Good Score and there were 4 (20%) students got an Excellent score.

**Table 4**

The distribution of frequency and percentage score of control class score in the post-test

No	Classification	Score	Frequency	Percentage
1	Excellent	86 – 100	0	0%
2	Very good	76 – 85	2	10%
3	Good	66 – 75	9	45%
4	Average	56 – 65	7	35%
5	Poor	36 – 55	2	10%
6	Very Poor	0 – 35	0	0%

Total	20	100%
-------	----	------

Table 4 shows the rate percentage score of control class from 20 students in the post test. There were no students who could reach excellent score, 9 (45%) students in a good score and below of it.

Based on the result above, it can be concluded that the rate percentage for both of the class were different. The rate percentage in the post-test for the experimental class was higher than the rate percentage of the control class. Although they were improved. It can be seen in the table 3 and 4.

### 3. The mean score and standard deviation of in Experimental and Control Class

After calculating the result of the students score, the mean score and the standard deviation of both classes can be presented in following table.

**Table 5**

The mean score and standard deviation of experimental class and control class in the Pre-test and the Post-Test

Class	Pre-test		Post-test	
	Mean Score	Standard Deviation	Mean Score	Standard Deviation
Experimental	66,8	5,7	80	6,51
Control	64	9,91	67,1	5,26

The table above shows that, the mean score of experiment class in pre-test was (66,8) and the standard deviation of experiment class was (5,7), and the mean score of control class in pre-test was (64) and the standard deviation of control class was (9,91). While the mean score of experimental class in post-test was (80) and the standard deviation of experimental class was (6,51), and the mean score of controlled class in post-test was (67,1) and its standard deviation was (5,26).

It can be concluded from both of the tests that the experiment class obtained greater mean score in the post test than the control group. The significant score between experimental and control class can be known by using t-test. The result of t-test can be seen in table 6 as following table :

**Table 6**

Distribution value of the t-test and the t-table

Variable	t-test value	t-table value
Post-test	6,89	2,042

The t-table above indicates that the t-table was smaller than the t-test value. The result of the test shows that there was a significant difference between the t-test

and the t-table (6,89 > 2,042), the researcher concluded that t-test value was higher than t-table. The result of the t-test statistical analysis shows that there was significant different between the experimental class and the control class. The statement was proved by the t-test value (6,89) which higher than the t-table value (2,042), at the level of significance 0,05 and the degree of freedom  $(N_1 + N_2) - 2 = (20 + 20) - 2 = 38$ .

### ***B. Discussion***

The result of this study shows that the students' scores were much higher after the treatment using Picture Strip Story in experimental class. The performance of the students improved by using Picture Strip Story technique. Most of them were in excellent and very good score. The use of Picture Strip Story technique was surely useful to improve the students' speaking ability. Some statements from expert support this thesis, Lavery (2011) said that Picture Strip Story can be used from beginners level to advanced level for a variety of language and discussion activities. The students could express their ideas, combined with the text or visual information. Picture Strip Story could create students' confidence to communicate with others, because students' memory were stronger than before directly it caused by the picture or images in the narrative text. This technique prepared a chance for students to develop their understanding and remembering by the image or picture .

The analysis of the mean score gap between the experimental class and control class in the post-test ensured if the technique was effective. The mean score of the experimental class was 80 and 67,1 for control class. It means the gap of the students' score of the experimental and control class was 12,9. The explanation of the gap between two classes showed that the experimental class showed better improvement than the control class.

The alternative hypothesis of this research would be accepted if the t-test is higher than the t-table. While, if the t-test is smaller than the t-table it means the alternative hypothesis would be rejected. The result of the data analysis was the t-test (6,89) was higher than the t-table value (2,042). Based on the result, the  $H_a$  was accepted. In other words, the use of Picture Strip Story Technique was effective to improve the students speaking ability.

Briefly, speaking skill of the experimental class had proven that Picture Strip Story could be beneficial method in improving students' speaking skill. It can be seen from the significant improvement of the students' fluency and accuracy from the pre-test to the post-test (*see Appendix*). In addition, the positive finding of this research was in line with definition of Picture Strip Story Technique that Picture Strip Story is useful in helping students to retell about stories or understand something since they can represent place, object, people, etc. (A.Wrighta in cambridge, et al., 1989:36)

According to the result of this research, the effectiveness of using Picture Strip Story toward students' speaking ability can be explained by three explanations. First, Picture Strip Story was a good technique to build students critical thinking. Picture Strip Story didn't only focus with students' speaking but also with their way of thinking. In Picture Strip Story, the teacher served some pictures. Then, each student might solve the problems by seeing and predicting the pictures. Automatically, the students would think about the best opinions to make good result for their discussion. Finally, the student should presenting the result of their discussion orally. It is in line with Diane Larsen Freeman et.al (2000:134) who stated that in Picture Strip Story, the students can predict some picture and discuss with their group to solve the pictures which enables them to practice in speaking.

Second, Picture Strip Story guided students to build classroom interaction among students in group. It made a good condition where the interaction among the students was more dominant than interaction between the teacher and the students. In Picture Strip Story, each student showed their understanding by producing their opinions orally. They thought and found some reasons as the background of what they were going to talk. The other students would actively try to listen and observe to one student who was talking about. They have to give response, comments, or correct the mistakes. It obviously showed that the students interact and discuss each other. This technique involved ways taught to the students how to be a good speaker or listener. It is in line with Vernon, Gerlach and Donald (1980, p. 277) who said one

of the advantage of Picture Strip Story provide common experiences for an entire group among students.

Third, Picture Strip Story guided the students to be master in speaking. It made a good condition where the students gave a chance to express their ideas or feeling by understanding and remembering the image or picture. In addition, Picture Strip Story could create students confidence with others, because students memory were stronger than before directly it caused by picture or images to communicate orally. It is in line with Andrew Wright (2014) who stated that it strengthens to use Picture Strip Story to be associated with CLT for improving students' speaking skills.

In summary, the researcher asserted that Picture Strip Story technique is one of the various technique that useful in teaching speaking. There were some points that make Picture Strip Story in teaching speaking was effective. They were: every student had a chance to build their critical thinking, to provide classroom interaction, and to guide the students to be master in speaking.

## **CHAPTER V**

### **CONCLUSION AND SUGGESTION**

#### **A. *Conclusion***

Based on the data analysis, research finding, and discussion in the chapter IV, finally the researcher concluded that :

Teaching speaking by using Picture Strip Story Technique to the First Grade Students of SMKN 1 Maros was improved significantly. It can be seen from the significant improvement of the students' fluency and accuracy from the pre-test to the post-test (*see Appendix*). It means that the research hypothesis ( $H_a$ ) was accepted. The improvement can be seen from the statistical analysis that t-test (6,89) was higher than t-table value (2,042).

#### ***B. Suggestion***

Referred the conclusion above, the researcher would like to propose some suggestions. They are as follows;

##### **1. Suggestion for Teachers**

- a. Since the Picture Strip Story can be used as the effective media to improve the students' speaking skill, English teacher are suggested to apply Picture Strip Story as one of alternative technique to increase the students' speaking achievement, because the students could easily comprehend the picture.
- b. The teacher should create the class be interesting and enjoyable. Here, by using picture strip story will help the students in understanding English well in order to make them interested and spirit in improving their speaking well.

##### **2. Suggestion for Other Researchers**



Using Picture Strip Story was proven effective in teaching speaking, so it is suggested for further researcher to find out the significant of Picture Strip Story in others English Skills and levels.

Finally, the researcher hopes her thesis can be a meaningful contribution for the teacher of English as well as students and further researcher.

## **BIBLIOGRAPHY**

Ali, A. *The effectiveness of guessing games to improve the students speaking skill at the second year students of SMP PPM Darul Falah Enrekang*. A thesis. Makassar: UIN Alauddin Makassar. 2013.

- Amri, Akhmad. *Improving The Students' Speaking Ability Through Silent Way Method At The Second Year Students Of Sma N X Bandar Lampung*. A thesis, Bandar Lampung: University of Lampung. 2007.
- Arsyad, Azhar. *Bahasa Arab dan Metode Pengajarannya*. Yogyakarta: Pustaka Pelajar. 2003.
- Bahar, KA. *The communicative Competence Based English Language Teaching*. Yogyakarta: Trust Media, 2013.
- Berutu, SD, Sumarsih. *Improving the students' speaking achievement by applying fishbowl technique*. A Journal of English Language Teaching and Learning. 2014.
- Budiayarno. *Improving The Second Year Students' Speaking Ability Through Case Presentation Method At Sma Yapipmakassar Sungguminasa*. A thesis. Makassar: UIN Alauddin Makassar. 2014.
- Cook, Ann. *Speaking and Pronouncing as ESL*. New York: Barron's. 2009
- Damayanti, Eka Septi. *The Use Of Picture Strip Story To Improve Students' Speaking Skill (Eight Grade Of Smp Muhammadiyah Tempuran Academic Year 2015/2016)*. A Thesis. Surakarta: Islamic Education and Teacher Training Faculty The State Islamic Institute Of Surakarta. 2016.
- Freeman, Diane Larsen. *Techniques and Principles in Language Teaching*. Oxford: Oxford University Press. 2000
- Gay, L.R. *Educational Research: Competence for Analysis and Application*. New York: Macmilan Brown Company. 1988.
- Gay, L.R. *Education Research: Competencies for Analysis and Application*. 8<sup>th</sup> Edition. United State: Earson Merrill Prenfile Hall. 2006.
- Gibson, Robert, E. *Strip Story: A Catalist for Communication*. In TESOL Quarterly. 1975.
- Heaton. J. B. *Writing English Language Tests*. New York: Longman inc. New York Press. 1988.
- Hidayat, S, N. *Improving Students' Interpersonal Conversation Competence By Utilizing Cooperative Learning Through Inside – Outside Circle (IOC) Learning Method at The Second Semester Students of PIBA Program of UIN*

- Alauddin Makassar . Undergraduate thesis. Universitas Islam Negeri Alauddin Makassar. 2013.
- Khairunnisa'. *The Effect of Using Picture Strip Story Technique toward Speaking Ability of the Second Grade Students At MA Al-Ihsan Bulu Rampai*. A Thesis. Pekanbaru: UIN Sultan Syarif Kasim Riau. 2014
- Kiftiah, Siti. *Improving Students' Speaking Ability by Using Strip Story (A Class Action Research at the Second Year Students of SMPN 27 Makassar)*. A Thesis. Makassar: Tarbiyah and Teaching Science Faculty of UIN Alauddin. 2014.
- Kosdian, Odi. *Improving Students' Speaking Skill by Using Picture Strip Story in SMA 1 Luragung*. A Thesis of University of Kuningan. 2016.
- Kurniawan, D. *The use of systemic Grammar to analyze the speaking ability of the third year students of SMA Negeri 16 Makassar*. Under graduate thesis. Makassar: UIN Alauddin Makassar. 2014.
- Latief, MA. *Research Methods on Language Learning an Introduction*. Malang: UM Press. 2013.
- Lavery, C. 2011. Using Cartoons & Comic Strips. London: British Council. <http://www.teachingenglish.org.uk/language-assistant/teaching-tips/usingcartoons-comic-strips>. Retrieved on august 2017.
- Lord, Patricia, at.al. *Handbook for Research in Cooperative Education and Internship*. USA: Lawrence Erlbaum Associates. 2011.
- Nasir, S.H. *Improving Students' Interpersonal Conversation Competence By Utilizing Cooperative Learning Through Inside – Outside Circle (IOC) Learning Method at The Second Semester Students of PIBA Program of UIN Alauddin Makassar*. undergraduated thesis. Makassar: UIN Alauddin Makassar. 2013.
- Novianda, Reza. *Teaching Speaking By Using Picture Strip Stories*. Banda Aceh: Thesis: Syiah Kuala University. 2017.
- Sari, L, N. *Improving Students' Speaking ability by Using Picture Strip Story technique at SMPN 1 Jenangan Ponorogo*. Ponorogo: Unpublished. 2011.
- Shrouf, Fayzeh. *Teaching and Improving Speaking*. Retrieved from ([http://www.philadelphia.edu.jo/academis/fshrouf/uploads/speaking. pdf](http://www.philadelphia.edu.jo/academis/fshrouf/uploads/speaking.pdf)) on July 25th 2016, 2014.

- Sugiyono. *Metode Penelitian Pendidikan :PendekatanKuantitatif, Kualitatif , dan R&D*. 10<sup>th</sup> edition. Bandung: Alfabeta. 2013.
- Syakir, Andi. *The Correlation between Self-Concept and English Speaking Ability Of The Learners Of Primagama English Course Samarinda*. A thesis, Kalimantan: University of Samarinda, 2007
- Syukri, AM. *Measuring the ability in debate dealing with fluency and accuracy ofthe third semester students of English Education Department*. Undergraduate Thesis. Universitas Islam Negeri Alauddin Makassar. 2015.
- Turohmah, Sania. 2012. *Teaching Reading Compression Using Strip Story Strategy at Second Grade of MAN Cililin*. Retrieved from <http://publikasi.stkipsiliwangi.ac.id/files/2012/10/08220405-sania-t.pdf>
- Wulandari, T. Sukirlan, M. Suka, R.G, *Developing Students' Speaking Ability by Using Picture Strip Story in SMA Kartikatama Metro*. 2014

A

P

P

E

N

D

I

X

E

S

## APPENDIX A

### *The Row Score of the Students' Pre-test and Post-test in the Experimental Class*

No	Name	Pre-test				Post-test			
		Fluency	Accuracy	Score (X)	$X_1^2$	Fluency	Accuracy	Score (X)	$X_1^2$
1	MGS	65	61	63	3969	70	72	71	5041
2	MF	68	76	72	5184	82	90	86	7396
3	DRR	58	60	59	3481	78	76	77	5929
4	AIR	70	62	66	4356	80	76	78	6084
5	RP	62	64	63	3969	73	75	74	5476
6	MCF	71	69	70	4900	83	81	82	6724
7	MYF	66	58	62	3844	85	83	84	7056
8	IN	65	67	66	4356	76	72	74	5476
9	NF	64	48	56	3136	80	66	73	5329
10	N	76	78	77	5929	92	94	93	8649
11	WA	73	75	72	5184	89	91	90	8100
12	AMN	72	68	71	5041	80	80	80	6400
13	MMF	74	70	72	5184	70	84	77	5929
14	NP	74	68	71	5041	79	75	77	5929
15	YAY	70	62	66	4356	68	70	69	4761
16	Y	73	73	73	5329	80	90	85	7225
17	NIS	66	58	62	3844	83	77	80	6400
18	S	63	65	64	4096	78	84	81	6561
19	NQ	62	56	59	3481	80	78	79	6241
20	NA	74	70	72	5184	90	90	90	8100
<b>Total</b>		<b>1366</b>	<b>1308</b>	<b>1336</b>	<b>89864</b>	<b>1596</b>	<b>1604</b>	<b>1600</b>	<b>128806</b>
<b>Mean score</b>		<b>68,3</b>	<b>65,4</b>	<b>66,8</b>	<b>4493,2</b>	<b>79,8</b>	<b>80,2</b>	<b>80</b>	<b>6440,3</b>

## APPENDIX B

### *The Row Score of the Students' Pre-test and Post-test*

#### *in the Control Class*

No	Name	PRE-TEST				POST-TEST			
		Fluency	Accuracy	Score (X)	$X_2^2$	Fluency	Accuracy	Score (X)	$X_2^2$
1	NFAL	60	50	55	3025	65	53	59	3481
2	MYIL	46	58	52	2704	50	56	53	2809
3	MSA	80	76	78	6084	75	79	77	5929
4	RFH	70	56	63	3969	73	67	70	4900
5	NHMY	76	68	72	5184	78	70	74	5476
6	AYA	58	56	57	3249	71	69	70	4900
7	IWA	64	50	57	3249	74	56	65	4225
8	AK	45	49	47	2209	60	56	58	3364
9	AAK	70	60	65	4225	68	60	64	3969
10	MEH	65	55	60	3600	56	64	60	3481
11	AAP	72	70	71	5041	73	77	75	5625
12	AMI	76	70	73	5329	69	71	70	4900
13	NI	86	74	80	6400	83	87	85	6889
14	ALP	70	62	65	4225	75	67	71	5041
15	MA	72	68	70	4900	77	73	75	5625
16	MTF.	75	71	73	5329	72	60	66	4356
17	MA	60	48	54	2970	58	52	55	3025
18	MZT	76	74	75	5625	74	72	73	5329
19	MAFL	55	45	50	2500	65	61	63	3969
20	FF	70	56	63	3969	64	54	59	3281
<b>Total</b>		<b>1346</b>	<b>1216</b>	<b>1280</b>	<b>83786</b>	<b>1380</b>	<b>1304</b>	<b>1342</b>	<b>90574</b>
<b>Mean Score</b>		<b>67.3</b>	<b>60.8</b>	<b>64</b>	<b>4189.3</b>	<b>69</b>	<b>65,2</b>	<b>67.1</b>	<b>4528,7</b>

## APPENDIX C

### *The mean score of Experimental Class and Control Class*

#### A. Experimental Class

1. Pre-test

$$\begin{aligned}\bar{X}_1 &= \frac{\Sigma X}{N} \\ &= \frac{1336}{20}\end{aligned}$$

$$\bar{X}_1 = 66,8$$

2. Post-test

$$\begin{aligned}\bar{X}_1 &= \frac{\Sigma X}{N} \\ &= \frac{1600}{20}\end{aligned}$$

$$\bar{X}_1 = 80$$

#### B. Control class

1. Pre-test

$$\begin{aligned}\bar{X}_2 &= \frac{\Sigma X}{N} \\ &= \frac{1280}{20}\end{aligned}$$

$$\bar{X}_2 = 64$$

2. Post-test

$$\begin{aligned}\bar{X}_2 &= \frac{\Sigma X}{N} \\ &= \frac{1342}{20}\end{aligned}$$

$$\bar{X}_2 = 67,1$$



## APPENDIX D

### Standard Deviation of Experimental Class and Control Class

#### a. Experimental class

1. Pre-test

$$SD = \sqrt{\frac{SS_1}{n-1}}$$

Where,

$$\begin{aligned} SS_1 &= \sum X_1^2 - \frac{(\sum X_1)^2}{n} \\ &= 89864 - \frac{(1336)^2}{20} \\ &= 89864 - \frac{1784896}{20} \\ &= 89864 - 89244,8 \\ &= 619,2 \end{aligned}$$

$$SD = \sqrt{\frac{SS_1}{n-1}}$$

$$\begin{aligned} &= \sqrt{\frac{619,2}{19}} \\ &= \sqrt{32,58} \\ &= 5,7 \end{aligned}$$

2. Post-test

$$SD = \sqrt{\frac{SS_1}{n-1}}$$

Where,

$$\begin{aligned} SS_1 &= \sum X_1^2 - \frac{(\sum X_1)^2}{n} \\ &= 128806 - \frac{(1600)^2}{20} \\ &= 128806 - \frac{2560000}{20} \\ &= 128806 - 128000 \\ &= 806 \end{aligned}$$

$$SD = \sqrt{\frac{SS_1}{n-1}}$$

$$\begin{aligned} &= \sqrt{\frac{806}{19}} \\ &= \sqrt{42,42} \\ &= 6,51 \end{aligned}$$

**b. Control class**

1. Pre-test

$$SD = \sqrt{\frac{SS_1}{n-1}}$$

Where,

$$\begin{aligned} SS_1 &= \sum X_1^2 - \frac{(\sum X_1)^2}{n} \\ &= 83786 - \frac{(1280)^2}{20} \\ &= 83786 - \frac{1638400}{20} \\ &= 83786 - 81920 \\ &= 1866 \end{aligned}$$

$$\begin{aligned} SD &= \sqrt{\frac{SS_1}{n-1}} \\ &= \sqrt{\frac{1866}{19}} \\ &= \sqrt{98,21} \\ &= 9,91 \end{aligned}$$

2. Post-test

$$SD = \sqrt{\frac{SS_1}{n-1}}$$

Where,

$$\begin{aligned} SS_1 &= \sum X_1^2 - \frac{(\sum X_1)^2}{n} \\ &= 90574 - \frac{(1342)^2}{20} \\ &= 90574 - \frac{1800964}{20} \\ &= 90574 - 90048,2 \\ &= 525,8 \end{aligned}$$

$$\begin{aligned} SD &= \sqrt{\frac{SS_1}{n-1}} \\ &= \sqrt{\frac{525,8}{19}} \\ &= \sqrt{27,67} \\ &= 5,26 \end{aligned}$$

## APPENDIX E

### The Significant Different

$$\bar{X}_1 = 80 \quad SS_1 = 806$$

$$\bar{X}_2 = 67,1 \quad SS_2 = 525,8$$

#### 1. T-test

$$t = \frac{\bar{X}_1 - \bar{X}_2}{\sqrt{\left(\frac{SS_1 + SS_2}{n_1 + n_2 - 2}\right)\left(\frac{1}{n_1} + \frac{1}{n_2}\right)}}$$

$$t = \frac{80 - 67,1}{\sqrt{\left(\frac{806 + 525,8}{20 + 20 - 2}\right)\left(\frac{1}{20} + \frac{1}{20}\right)}}$$

$$t = \frac{12,9}{\sqrt{\left(\frac{1331,8}{38}\right)\left(\frac{2}{20}\right)}}$$

$$t = \frac{12,9}{\sqrt{(35,04)(0,1)}}$$

$$t = \frac{12,9}{\sqrt{3,504}}$$

$$t = \frac{12,9}{1,87}$$

$$t_{\text{hitung}} = 6,89$$

#### 2. T-table

For level of significance (D) = 0,05

Degree of freedom (df) = (N<sub>1</sub> + N<sub>2</sub>) - 2 = 20 + 20 - 2 = 38

t-Table = 2,042

## APPENDIX F

### Distribution of t-Table

Df	Level of Significance for two-tailed test					
	0,5	0,2	0,1	<b>0,05</b>	0,02	0,01
	Level of Significance for one-tailed test					
	0,25	0,1	0	0,025	0,1	0,005
1	1,000	3,078	6,314	12,706	31,821	63,657
2	0,816	1,886	2,920	4,303	6,965	9,926
3	0,765	1,638	2,353	3,183	4,541	5,841
4	0,741	1,533	2,132	2,776	3,747	4,604
5	0,727	1,476	2,015	2,571	3,365	4,032
6	0,718	1,440	1,943	2,447	2,143	3,707
7	0,711	1,451	1,895	2,365	2,998	3,499
8	0,706	1,397	1,860	2,306	2,896	3,355
9	0,703	1,383	1,833	2,262	2,821	3,250
10	0,700	1,372	1,812	2,226	2,764	3,169
11	0,697	1,363	1,769	2,201	2,718	3,106
12	0,695	1,356	1,782	2,201	2,681	3,055
13	0,694	1,350	1,771	2,179	2,650	3,120
14	0,692	1,345	1,761	2,160	2,624	2,977
15	0,691	1,341	1,753	2,143	2,604	2,947
16	0,690	1,337	1,746	2,331	2,583	2,921
17	0,689	1,333	1,740	2,120	2,567	2,898
18	0,688	1,330	1,734	2,110	2,552	2,878
19	0,687	1,328	1,729	2,101	2,539	2,861
20	0,686	1,325	1,725	2,093	2,528	2,845
21	0,686	1,323	1,721	2,086	2,518	2,831
22	0,685	1,321	1,717	2,080	2,505	2,819
23	0,685	1,319	1,714	2,074	2,500	2,807
24	0,684	1,318	1,711	2,690	2,492	2,797
25	0,684	1,316	1,708	2,060	2,485	2,787
26	0,684	1,315	1,706	2,056	2,479	2,779
27	0,684	1,314	1,703	2,052	2,473	2,771
28	0,683	1,313	1,701	2,048	2,467	2,763
29	0,683	1,311	1,699	2,045	2,462	2,756
<b>30</b>	0,683	1,310	1,697	<b>2,042</b>	2,457	2,750
40	0,681	1,303	1,684	2,021	2,423	2,704
60	0,679	1,296	1,671	2,000	2,390	2,660
120	0,677	1,289	1,658	2,890	2,358	2,617
	0,674	1,282	1,645	1,960	2,326	2,576

## **APPENDIX G**

### **LESSON PLAN**

#### ***1<sup>st</sup> Meeting***

Subject	: English
Class	: 2 <sup>nd</sup> grade TKJ
Material	: Vocabulary of Daily Activity
Time Allocation	: 2 x 45 minutes (90 minutes)

#### **A. STANDARD COMPETENCE**

1. Expressing functional meaning in the transactional and interpersonal formal and sustained in the context of everyday life.

#### **B. BASIC COMPETENCE**

1. Expressing meaning in very simple transactional and interpersonal conversation using oral language style accuracy and fluency in daily life context for the functions of Vocabulary in daily activity.

#### **C. INDICATORS**

1. The students are able to identify the use of Vocabulary in daily activity.
2. The students are able to speak accurately.
3. The students are able to speak fluently and systematically.
4. The students are able to express their ideas.

#### **D. TEACHING STRATEGY**

- Picture Strip Story Technique

## **E. ACTIVITIES**

**Step 1** Prepare. Before class begins, arrange all the chairs and divides the students into some groups.

**Step 2** Motivates and stimulates the students to have enthusiasm, so that they can have spirit in studying.

**Step 3** Activate students' knowledge. Explain the material that related to the Vocabulary in Daily Activity, so that the students can have an intelligent in studying.

**Step 4** In picture strip story. Shows the picture and cut up into its separate pictures. Then gives a picture to each member of group to discuss and predict the original sequence of the story.

**Step 5** Make sure each student is active in the discussion. Ask each student to participate in solving the problems of story.

**Step 6** Each member of a group performs in front of the class to present the result of group discussion.

**Step 7** When each group finishes to perform, ask the other students or other groups to give question or comment on the performance. This is a good time to model appropriate questions and comments.

**Step 8** Review the material and gives feedback to the students' speaking ability.

## F. MATERIALS

Vocabulary	Meaning
Get up / Wake up	Bangun tidur
Take a bath / shower	Mandi
Have breakfast / Lunch / Dinner	Sarapan/ Makan siang/ Makan malam
Do exercise	Berolahraga
Go to school / Work	Pergi sekolah / Bekerja
Go shopping	Berbelanja
Go home	Pulang ke rumah
Watch Television	Menonton televisi
Read a book	Membaca buku
Go to bed	Siap-siap tidur
Set the alarm	Mengatur waktu alarm
Turn off the lights	Mematikan lampu
Sleep	Tidur

## G. SOURCE

<https://www.englishindo.com/2012/01/kumpulan-kosakata-aktifitas-sehari-hari.html>  
<http://super-vocabulary.blogspot.com/2011/05/daily-activity-part-1.html>

Known by  
The English Teacher

Researcher

**Rante Labi, S.Pd, M.Pd**  
**NIP. 19721107 200604 2 016**

**Ade Lestari Pasaribu**  
**NIM. 20400114065**



wake up



get up



have a  
shower



comb your  
hair



get dressed



have  
breakfast



brush your  
teeth




go to school



have classes



have lunch



go back  
home



do your  
homework



have dinner



watch TV



go to bed



## LESSON PLAN

### *2<sup>nd</sup> Meeting*

Subject	: English
Class	: 2 <sup>nd</sup> grade TKJ
Material	: Telling Time
Time Allocation	: 2 x 45 minutes (90 minutes)

#### **A. STANDARD COMPETENCE**

1. Expressing functional meaning in the transactional and interpersonal formal and sustained in the context of everyday life.

#### **B. BASIC COMPETENCE**

1. Expressing meaning in very simple transactional and interpersonal conversation using oral language style accuracy and fluency in daily life context for the functions of using Time in daily activity.

#### **C. INDICATORS**

1. The students are able to identify the use of Time in daily activity.
2. The students are able to speak accurately.
3. The students are able to speak fluently and systematically.
4. The students are able to express their ideas.

#### **D. TEACHING STRATEGY**

1. Picture Strip Story Technique

## **E. ACTIVITIES**

**Step 1** Prepare. Before class begins, arrange all the chairs and divides the students into some groups.

**Step 2** Motivates and stimulates the students to have enthusiasm, so that they can have spirit in studying.

**Step 3** Activate students' knowledge. Explain the material that related to the Time in Daily Activity, so that the students can have an intelligent in studying.

**Step 4** In picture strip story. Shows the picture and cut up into its separate pictures. Then gives a picture to each member of group to discuss and predict the original sequence of the story.

**Step 5** Make sure each student is active in the discussion. Ask each student to participate in solving the problems of story.

**Step 6** Each member of a group performs in front of the class to present the result of group discussion.

**Step 7** When each group finishes to perform, ask the other students or other groups to give question or comments on the performance. This is a good time to model appropriate questions and comments.

**Step 8** Review the material and gives feedback to the students' speaking ability.

## F. MATERIALS

Parts of the Day	Meaning
In the Morning	Di pagi hari
In the Afternoon/Day	Di siang hari
In the Evening	Di malam hari

Time	Explanation
A.M (Ante Meridiem)	Midnight to Noon (0:00 to 11:59)
P.M (Post Meridiem)	Noon to Midnight (12:00 to 23:59)

Hour	Examples	
O'clock (Jarum panjang menunjukkan tepat angka 12)	One o'clock	07 : 00
	Five o'clock	05 : 00
	Nine o'clock	09 : 00
Past (Jarum panjang menunjukkan lebih 1-30 menit)	Ten minutes past nine	08 : 10
	a quarter past eleven	11 : 15
	a half past twelve	12 : 30
To (Jarum panjang menunjukkan lebih dari 31 menit ke atas)	ten to nine	09 : 50
	five to three	02 : 55
	a quarter to five	04 : 45

## G. SOURCE

<https://www.businessenglish.com/grammar/sequence-adverbs.html?lang=eng>




















<https://www.mathsisfun.com/time.html>

Known by  
The English Teacher

Researcher

**Rante Labi, S.Pd, M.Pd**  
NIP. 19721107 200604 2 016

**Ade Lestari Pasaribu**  
NIM. 20400114065

<p><b>I make my bed at</b></p>  <p>_____ :</p> 	<p><b>I eat breakfast at</b></p>  <p>_____ :</p> 
<p><b>I go to school at</b></p>  <p>_____ :</p> 	<p><b>I eat a snack at</b></p>  <p>_____ :</p> 
<p><b>I eat lunch at</b></p>  <p>_____ :</p> 	<p><b>I eat dinner at</b></p>  <p>_____ :</p> 
<p><b>I take a bath at</b></p>  <p>_____ :</p> 	<p><b>I read a book at</b></p>  <p>_____ :</p> 
<p><b>I go to sleep at</b></p>  <p>_____ :</p> 	<p><b>What time do you <u>wake up</u>?</b></p> <p>_____ :</p> <p><b>What time do you go</b></p> <p>_____ :</p> 

## LESSON PLAN

### *3<sup>rd</sup> Meeting*

Subject	: English
Class	: 2 <sup>nd</sup> grade TKJ
Material	: Connectors of Sequence
Time Allocation	: 2 x 45 minutes (90 minutes)

#### **A. STANDARD COMPETENCE**

1. Expressing functional meaning in the transactional and interpersonal formal and sustained in the context of everyday life.

#### **B. BASIC COMPETENCE**

1. Expressing meaning in very simple transactional and interpersonal conversation using oral language style accuracy and fluency in daily life context for the functions of Connectors in daily activity.

#### **C. INDICATORS**

1. The students are able to identify the use of Connectors in daily activity.
2. The students are able to speak accurately.
3. The students are able to speak fluently and systematically.
4. The students are able to express their ideas.

#### **D. TEACHING STRATEGY**

1. Picture Strip Story Technique

## **E. ACTIVITIES**

**Step 1** Prepare. Before class begins, arrange all the chairs and divides the students into some groups.

**Step 2** Motivates and stimulates the students to have enthusiasm, so that they can have spirit in studying.

**Step 3** Activate students' knowledge. Explain the material that related to the Connectors in Daily Activity, so that the students can have an intelligent in studying.

**Step 4** In picture strip story. Shows the picture and cut up into its separate pictures. Then gives a picture to each member of group to discuss and predict the original sequence of the story.

**Step 5** Make sure each student is active in the discussion. Ask each student to participate in solving the problems of story.

**Step 6** Each member of a group performs in front of the class to present the result of group discussion.

**Step 7** When each group finishes to perform, ask the other students or other groups to give question or comments on the performance. This is a good time to model appropriate questions and comments.

**Step 8** Review the material and gives feedback to the students' speaking ability.

## **F. MATERIALS**

These some connectors of sequence are used in daily activity.

<b>Connectors</b>	<b>Meaning</b>
First / Firstly	Yang pertama
Next	Mandi
After that	Sarapa/ Makan siang/ Makan malam
Then	Berolahraga
Finally / At the end / At last	Akhirnya

## **G. SOURCE**

<http://www.studybahasainggris.com/penggunaan-connector-of-sequence-of-actions-in-order-dalam-bahasa-inggris/>

<http://slideplayer.com/slide/8029348/>

Researcher

**Ade Lestari Pasaribu**  
**NIM. 20400114065**



**In the morning first I get up**



**I wash my face**



**Then I put my school uniform on**



**In the afternoon, first I have lunch**



**I clean my teeth**



**Then I do my homework**



**In the evening, first I have a shower**



**I have dinner**



**Then I clean my teeth**



**I go to bed**



**Next I read a book**



**And finally, I go to sleep**



## LESSON PLAN

### *4<sup>th</sup> Meeting*

Subject	: English
Class	: 2 <sup>nd</sup> grade TKJ
Material	: Simple Present Tense
Time Allocation	: 2 x 45 minutes (90 minutes)

#### **A. STANDARD COMPETENCE**

1. Expressing functional meaning in the transactional and interpersonal formal and sustained in the context of everyday life.

#### **B. BASIC COMPETENCE**

1. Expressing meaning in very simple transactional and interpersonal conversation using oral language style accuracy and fluency in daily life context for the functions of using simple present tense.

#### **C. INDICATORS**

1. The students are able to identify the use of simple present tense.
2. The students are able to speak accurately.
3. The students are able to speak fluently and systematically.
4. The students are able to express their ideas.

#### **D. TEACHING STRATEGY**

1. Picture Strip Story Technique

## **E. ACTIVITIES**

**Step 1** Prepare. Before class begins, arrange all the chairs and divides the students into some groups.

**Step 2** Motivates and stimulates the students to have enthusiasm, so that they can have spirit in studying.

**Step 3** Activate students' knowledge. Explain the material that related to the Simple Present Tense, so that the students can have an intelligent in studying.

**Step 4** In picture strip story. Shows the picture and cut up into its separate pictures. Then gives a picture to each member of group to discuss and predict the original sequence of the story.

**Step 5** Make sure each student is active in the discussion. Ask each student to participate in solving the problems of story.

**Step 6** Each member of a group performs in front of the class to present the result of group discussion.

**Step 7** When each group finishes to perform, ask the other students or other groups to give question or comment on the performance. This is a good time to model appropriate questions and comments.

**Step 8** Review the material and gives feedback to the students' speaking ability.

## F. MATERIALS

Form	Formula	Example
(+)	Subject + Verb1 (s/es) + Object	She gets up in the morning
(-)	Subject + do/does + not + Object	She does not always get up in the morning
(?)	Do/does + Subject + Verb1 + Object	Does she always get up in the morning?

## G. SOURCE

<https://www.ef.com/english-resources/english-grammar/simple-present-tense/>

Researcher

**Ade Lestari Pasaribu**  
**NIM. 20400114065**



**I get up at 8:00**



**I take a shower**



**I brush my teeth**



**I have a breakfast**



**I start work at 9:00**



**I have a lunch**



**I deliver my work**



**I do my homework**



**I have a dinner**



**I take a shower**



**I brush my teeth**



**I go to bed at 12:00**

## LESSON PLAN

### *5<sup>th</sup> Meeting*

Subject	: English
Class	: 2 <sup>nd</sup> grade TKJ
Material	: Daily Activity
Time Allocation	: 2 x 45 minutes (90 minutes)

#### **A. STANDARD COMPETENCE**

1. Expressing functional meaning in the transactional and interpersonal formal and sustained in the context of everyday life.

#### **B. BASIC COMPETENCE**

1. Expressing meaning in very simple transactional and interpersonal conversation using oral language style accuracy and fluency in daily life context of using simple daily activity.

#### **C. INDICATORS**

1. The students are able to communicate about daily activity.
2. The students are able to speak accurately.
3. The students are able to speak fluently and systematically.
4. The students are able to express their ideas.

#### **D. TEACHING STRATEGY**

1. Picture Strip Story Technique

## **E. ACTIVITIES**

**Step 1** Prepare. Before class begins, arrange all the chairs and divides the students into some groups.

**Step 2** Motivates and stimulates the students to have enthusiasm, so that they can have spirit in studying.

**Step 3** Activate students' knowledge. Explain the material that related to the Daily Activity, so that the students can have an intelligent in studying.

**Step 4** In picture strip story. Shows the picture and cut up into its separate pictures. Then gives a picture to each member of group to discuss and predict the original sequence of the story.

**Step 5** Make sure each student is active in the discussion. Ask each student to participate in solving the problems of story.

**Step 6** Each member of a group performs in front of the class to present the result of group discussion.

**Step 7** When each group finishes to perform, ask the other students or other groups to give question or comment on the performance. This is a good time to model appropriate questions and comments.

**Step 8** Review the material and gives feedback to the students' speaking ability.

## **F. MATERIALS**

*Here is my daily routine.*

- 1) I always wake up at 5:00 in the morning.
- 2) I usually brush my teeth at 6:00 in the morning.
- 3) I usually take a shower at 6:05 in the morning.
- 4) For breakfast, I usually has milk, toast, and fried egg.
- 5) I usually take a dumb after have breakfast.
- 6) I always walk to school because I don't live very far.
- 7) I usually start studying in school at 08:00 in the morning.
- 8) I usually play soccer in field.
- 9) I go to bed and sleep at about 09:00 in the night

## **G. SOURCE**

<http://funkyenglish.com/present-simple-tense-daily-routine/>

Researcher

**Ade Lestari Pasaribu**  
**NIM. 20400114065**





## LESSON PLAN

### *6<sup>th</sup> Meeting*

Subject	: English
Class	: 2 <sup>nd</sup> grade TKJ
Material	: Daily Activity
Time Allocation	: 2 x 45 minutes (90 minutes)

#### **A. STANDARD COMPETENCE**

1. Expressing functional meaning in the transactional and interpersonal formal and sustained in the context of everyday life.

#### **B. BASIC COMPETENCE**

1. Expressing meaning in very simple transactional and interpersonal conversation using oral language style accuracy and fluency in daily life context of using simple daily activity.

#### **C. INDICATORS**

1. The students are able to communicate about daily activity.
2. The students are able to speak accurately.
3. The students are able to speak fluently and systematically.
4. The students are able to express their ideas.

#### **D. TEACHING STRATEGY**

1. Picture Strip Story Technique

## **E. ACTIVITIES**

**Step 1** Prepare. Before class begins, arrange all the chairs and divides the students into some groups.

**Step 2** Motivates and stimulates the students to have enthusiasm, so that they can have spirit in studying.

**Step 3** Activate students' knowledge. Explain the material that related to the Daily Activity, so that the students can have an intelligent in studying.

**Step 4** In picture strip story. Shows the picture and cut up into its separate pictures. Then gives a picture to each member of group to discuss and predict the original sequence of the story.

**Step 5** Make sure each student is active in the discussion. Ask each student to participate in solving the problems of story.

**Step 6** Each member of a group performs in front of the class to present the result of group discussion.

**Step 7** When each group finishes to perform, ask the other students or other groups to give question or comment on the performance. This is a good time to model appropriate questions and comments.

**Step 8** Review the material and gives feedback to the students' speaking ability.

## **F. MATERIALS**

*Here is my daily routine.*

- 1) First, I get up at 5:30 every day.
- 2) Then, I brush my teeth.
- 3) After that, I have breakfast at 06:30 in the morning.
- 4) Next, I take exercise.
- 5) Then, I jump rope.
- 6) I usually go to school at 07:30.
- 7) In the night, I do my homework.
- 8) After that, I paint flower.
- 9) Finally, I go to bed at 10:00 every night.

## **G. SOURCE**

<https://www.slideshare.net/yolyordam/daily-routines-present-simple-presentation>

Researcher

**Ade Lestari Pasaribu**  
**NIM. 20400114065**



## LESSON PLAN

### *7<sup>th</sup> Meeting*

Subject	: English
Class	: 2 <sup>nd</sup> grade TKJ
Material	: Daily Activity
Time Allocation	: 2 x 45 minutes (90 minutes)

#### **A. STANDARD COMPETENCE**

1. Expressing functional meaning in the transactional and interpersonal formal and sustained in the context of everyday life.

#### **B. BASIC COMPETENCE**

1. Expressing meaning in very simple transactional and interpersonal conversation using oral language style accuracy and fluency in daily life context of using simple daily activity.

#### **C. INDICATORS**

1. The students are able to communicate about daily activity.
2. The students are able to speak accurately.
3. The students are able to speak fluently and systematically.
4. The students are able to express their ideas.

#### **D. TEACHING STRATEGY**

1. Picture Strip Story Technique

## **E. ACTIVITIES**

**Step 1** Prepare. Before class begins, arrange all the chairs and divides the students into some groups.

**Step 2** Motivates and stimulates the students to have enthusiasm, so that they can have spirit in studying.

**Step 3** Activate students' knowledge. Explain the material that related to the Daily Activity, so that the students can have an intelligent in studying.

**Step 4** In picture strip story. Shows the picture and cut up into its separate pictures. Then gives a picture to each member of group to discuss and predict the original sequence of the story.

**Step 5** Make sure each student is active in the discussion. Ask each student to participate in solving the problems of story.

**Step 6** Each member of a group performs in front of the class to present the result of group discussion.

**Step 7** When each group finishes to perform, ask the other students or other groups to give question or comment on the performance. This is a good time to model appropriate questions and comments.

**Step 8** Review the material and gives feedback to the students' speaking ability.

## **F. MATERIALS**

*Here is my daily routine.*

- 1) I usually wake up at 06:00 on weekdays.
- 2) When I get up, I go to bathroom first. I wash my face and brush my teeth
- 3) Next, for breakfast I usually have a cup of coffee while read newspaper.
- 4) After that, I have exercise
- 5) After that, I go to work by car because I live far
- 6) Then, I start work with my computer.
- 7) After work I return home and watch television.
- 8) Then, I take a bath.
- 9) Finally, the last thing I do is lock the door and go to sleep.

## **G. SOURCE**

[https://en.islcollective.com/resources/printables/worksheets\\_doc\\_docx/emmas\\_daily\\_routine\\_reading/frequency-daily-routines/24510](https://en.islcollective.com/resources/printables/worksheets_doc_docx/emmas_daily_routine_reading/frequency-daily-routines/24510)

Researcher

**Ade Lestari Pasaribu**  
**NIM. 20400114065**



[dreamstime.com](http://dreamstime.com)



## LESSON PLAN

### *8<sup>th</sup> Meeting*

Subject	: English
Class	: 2 <sup>nd</sup> grade TKJ
Material	: Daily Activity
Time Allocation	: 2 x 45 minutes (90 minutes)

#### **A. STANDARD COMPETENCE**

1. Expressing functional meaning in the transactional and interpersonal formal and sustained in the context of everyday life.

#### **B. BASIC COMPETENCE**

1. Expressing meaning in very simple transactional and interpersonal conversation using oral language style accuracy and fluency in daily life context of using simple daily activity.

#### **C. INDICATORS**

1. The students are able to communicate about daily activity.
2. The students are able to speak accurately.
3. The students are able to speak fluently and systematically.
4. The students are able to express their ideas.

#### **D. TEACHING STRATEGY**

1. Picture Strip Story Technique

## **E. ACTIVITIES**

**Step 1** Prepare. Before class begins, arrange all the chairs and divides the students into some groups.

**Step 2** Motivates and stimulates the students to have enthusiasm, so that they can have spirit in studying.

**Step 3** Activate students' knowledge. Explain the material that related to the Daily Activity, so that the students can have an intelligent in studying.

**Step 4** In picture strip story. Shows the picture and cut up into its separate pictures. Then gives a picture to each member of group to discuss and predict the original sequence of the story.

**Step 5** Make sure each student is active in the discussion. Ask each student to participate in solving the problems of story.

**Step 6** Each member of a group performs in front of the class to present the result of group discussion.

**Step 7** When each group finishes to perform, ask the other students or other groups to give question or comment on the performance. This is a good time to model appropriate questions and comments.

**Step 8** Review the material and gives feedback to the students' speaking ability.

## **F. MATERIALS**

- 1) Usually, I wake up at 7 a.m. every morning.
- 2) Then, I have a breakfast 7:15 a.m.
- 3) After that, I walk to school at 8:30 a.m. because I don't live very far.
- 4) After study, I usually take a lunch in cafeteria.
- 5) Next, I play volleyball with my friends in field.
- 6) Usually, I back to home at 4 p.m.
- 7) In the kitchen, I always help my mother wash the dishes.
- 8) Then, I do my homework.
- 9) For dinner, I usually have salad.
- 10) After that, I go to the park.
- 11) I hang out with my dog.
- 12) In the night is relaxation time, I watch the news in television.
- 13) When I am at my desk, I usually play game.
- 14) At 10:30 p.m., I go to bed and sleep.

## **G. SOURCE**

[https://www.google.co.id/search?q=simple+daily+routine&safe=strict&source=lnms&tbm=isch&sa=X&ved=0ahUKEwicr6rC\\_fHcAhXDRo8KHfeGBf0Q\\_AUICygC&biw=1366&bih=623#imgsrc=AVWK39vnIDhxVM](https://www.google.co.id/search?q=simple+daily+routine&safe=strict&source=lnms&tbm=isch&sa=X&ved=0ahUKEwicr6rC_fHcAhXDRo8KHfeGBf0Q_AUICygC&biw=1366&bih=623#imgsrc=AVWK39vnIDhxVM):

Researcher

**Ade Lestari Pasaribu**  
**NIM. 20400114065**



## **APPENDIX H**

### **RESEARCH INSTRUMENT OF PRE-TEST**

#### **A. Direction**

- a. This test is used for a scientific research purpose only. It is used to know your ability in speaking.
- b. Do your best and thank you for your participation.

#### **B. Instruction**

- a. Tell your own story of Daily Activity that you usually do.
- b. Speak up.

## **RESEARCH INSTRUMENT OF POST-TEST**

### **A. Direction**

- a. This test is used for a scientific research purpose only. It is used to know your ability in speaking
- b. Do your best and thank you for your participation.

### **B. Instruction**

- a. Tell your own story of Daily Activity that you usually do.
- b. Speak up.

## APPENDIX I

### Documentation in Experimental Class



st and takes picture together



## Documentation in Control Class



The Researcher gives Pre-test



The Researcher gives Explanation



The Researcher gives Post test and takes picture together







PEMERINTAH PROVINSI SULAWESI SELATAN  
**DINAS PENDIDIKAN**

Jl. Perintis Kemerdekaan Km. 10 Tamalanrea Makassar Telepon 585257, 586083, Fax 584959 Kode Pos. 90245

Makassar, 28 Maret 2018

Nomor : 070/318/FAS.3/DISDIK  
Lampiran :  
Perihal : Izin Penelitian

Kepada  
Yth. Kepala SMK NEGERI 1 MAROS

di  
Tempat

Dengan hormat, berdasarkan surat Kepala Dinas Penanaman Modal dan Pelayanan Terpadu Satu Pintu Provinsi Sulawesi Selatan No. 2987/S.01/PTSP/2018 Tanggal, 22 Maret 2018 Perihal Izin Penelitian oleh Mahasiswa Tersebut dibawah ini :

Nama : ADE LESTARI PASARIBU  
Nomor Pokok : 20400114065  
Progran Studi : Pend. Bahasa Inggris  
Pekerjaan / Lembaga : Mahasiswa (S1)  
Alamat : Jl. Muh. Yasin Limpo No. 36 Samata, Sungguminasa Gowa

Yang bersangkutan bermaksud untuk melakukan penelitian di SMK NEGERI 1 MAROS dalam rangka penyusunan Skripsi dengan judul :

**THE USE OF PICTURE STRIP STORY IN TEACHING SPEAKING SKILL TO THE FIRST GRADE STUDENTS AT SMKN 1 MAROS**

**Pelaksanaan : Tanggal 02 April s.d 19 Mei 2018**

Pada Prinsipnya kami menerima dan menyetujui kegiatan tersebut, sepanjang tidak bertentangan dengan ketentuan dan perundang-undangan yang berlaku.

Demikian surat ini dibuat untuk dipergunakan sebagaimana mestinya

a.n KEPALA DINAS PENDIDIKAN  
KEPALA BIDANG FASILITASI PAUD,  
PENDIDIKAN DASAR DAN DIKTI

  
**DR. HENDRO HARUMBIAN, M.Pd.**  
Pang. Pendidikan Tk I  
NIP. 19600829 198710 1 002

Tembusan

1. Kepala Dinas Pendidikan Prov. Sulsel (sebagai laporan)
2. Kepala UPT Pendidikan Wilayah Kabupaten Maros
3. Bertingal



**PEMERINTAH PROVINSI SULAWESI SELATAN  
DINAS PENDIDIKAN  
SMK NEGERI 1 MAROS**

*Alamat : Jl. Pasar Ikan No. 63 Kec. Lau, Kel. Allepolea Kab. Maros*  
*Tlp/Fax. (0411) 3881444 Kode Pos 90511, Email : smkn1maros@yahoo.co.id, website : smkn1maros.sch.id*

**SURAT PERSETUJUAN PENELITIAN**  
**Nomor : 060/050.SMKN1.IV/MAROS/2018**

Yang bertanda tangan di bawah ini, Kepala Sekolah Menengah Kejuruan Negeri 1 Maros dengan ini menerangkan bahwa :

Nama : Ade Lestari Pasaribu  
NIM : 20400114065  
Jurusan : Pendidikan Bahasa Inggris UIN Alauddin Makassar

Yang bersangkutan telah kami setuju untuk melaksanakan penelitian di SMKN 1 Maros pada tanggal 2 April s.d 19 Mei 2018, dalam rangka melengkapi penyusunan skripsi dengan judul :

**"THE USE OF PICTURE STRIP STORY IN TEACHING SPEAKING SKILL TO THE  
FIRST GRADE STUDENTS AT SMKN 1 MAROS"**

Demikianlah surat ini kami sampaikan, dan atas kerjasamanya kami mengucapkan terima kasih.

Maros, April 2018

**Kepala Sekolah**

**Drs. M. H. T. A. R. M. M.**

NIP : 19690306 199803 1 011

## **CURRICULUM VITAE**



The researcher, Ade Lestari Pasaribu, was born on August 19<sup>th</sup> 1996 in Kab. Maros, South Sulawesi. She has one sister (Kiki Estyur Pasaribu) and one brother (Ammar Tyo Pasaribu). She is a first daughter of the couple Gihon Pasaribu and Andi Tenri.

In 2002, she started her education in SDN 1 Maros and graduated in 2008. She continued her study in SMPN 2 (r-SBI) Maros and graduated in 2011. Then, she continued her study in SMAN 1 Maros and graduated in 2014. All of the three levels of her study passed in Maros regency.

In following years, she continued her study at Alauddin State Islamic University of Makassar 2014-2018. Beside as a student in university, she was also active in intra and extra organization, they are: HMJ PBI (Students Association of English Education Department), English Devotee Community (EDIT), and English Youth Community (E-YouC) Makassar.