

**”DESCRIBING AND DRAWING PICTURE TECHNIQUE IN TEACHING
TRANSACTIONAL SKILL SPEAKING AT SECOND SEMESTER
STUDENTS OF ENGLISH EDUCATION DEPARTMENT AT STATE
ISLAMIC UNIVERSITY OF ALAUDDIN MAKASSAR”**



A Thesis

Submitted in Partial Fulfilment of the Requiremens for the Degree of *Sarjana Pendidikan* in English Education Department of Tarbiyah and Teaching Science Faculty of UIN Alauddin Makassar

UNIVERSITAS ISLAM NEGERI

ALAUDDIN

MAKASSAR

By

Nurmagfirah Mutmainna

Reg. Number T.20400114027

ENGLISH EDUCATION DEPARTMENT

TARBIYAH AND TEACHING SCIENCE FACULTY

ISLAMIC STATE UNIVERSITY OF ALAUDDIN MAKASSAR

2018

PERNYATAAN KEASLIAN SKRIPSI

Mahasiswa yang bertandatangan di bawah ini:

Nama : Nurmagfirah Mutmainn
NIM : 20400114027
Tempat/Tgl. Lahir : Jenepono/ 16 September 1996
Jur/Prodi/Konsentrasi : Pendidikan Bahasa Inggris
Fakultas/Program : Tarbiyah dan Keguruan
Alamat : Alauddin
Judul : Describing and Drawing Picture Technique in Teaching Transactional Speaking at Second Semester Students of English Education Department at State Islamic University of Alauddin Makassar

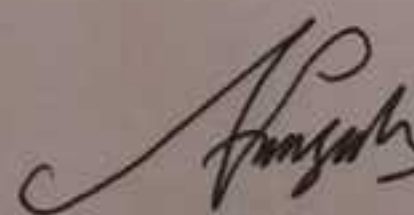
Menyatakan dengan sesungguhnya dan penuh kesadaran bahwa skripsi ini benar adalah hasil karya sendiri. Jika dikemudian hari ditemukan bahwa ini merupakan duplikat, tiruan, plagiat, atau dibuat oleh orang lain, sebagian atau sepenuhnya, maka skripsi dan gelar yang diperoleh karenanya batal demi hukum.

UNIVERSITAS ISLAM NEGERI

ALAUDDIN
M A K A S S A R

Samata-Gowa, 06 Agustus 2018

Penyusun,



Nurmagfirah Mutmainna
NIM: 20400114027

PERSETUJUAN PEMBIMBING

Pembimbing penulisan skripsi saudari **Nurmagfirah Mutmainna NIM: 20400114027**, mahasiswa Jurusan Pendidikan Bahasa Inggris pada Fakultas Tarbiyah dan Keguruan UIN Alauddin Makassar, setelah dengan seksama meneliti dan mengoreksi skripsi yang bersangkutan dengan judul "*Describing and Drawing in Teaching Transactional Speaking at Second Semester Students of English Education Department at State Islamic University of Alauddin Makassar*" memandang bahwa skripsi tersebut telah memenuhi syarat-syarat ilmiah dan dapat disetujui untuk diajukan ke sidang munaqasyah.

Demikian persetujuan ini diberikan untuk dipergunakan dan diproses selanjutnya.



Makassar, 27 Juli 2018

Pembimbing I

Pembimbing II

Dr. H. Abd. Muis Said, M.Ed. TESOL
NIP. 19561231 199003 1 024

Nur Aliyah Nur, S.Pd.I., M.Pd
NUPN. 9920100172


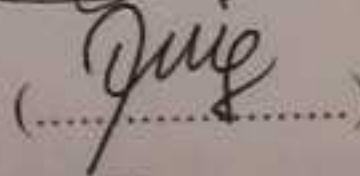
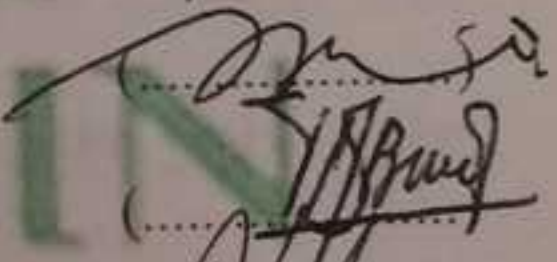


PENGESAHAN SKRIPSI

Skripsi yang berjudul “*Describing and Drawing Picture Techniwque in Teaching Transcational Speaking Skill at Second Semester Students of English Education Department at State Islamic University of Alauddin Makassar*” yang disusun oleh saudara **Nurmagfirah Mutmainna**, NIM; 20400114027, Mahasiswa Jurusan Pendidikan Bahasa Inggris pada Fakultas Tarbiyah dan keguruan UIN Alauddin Makassar, telah diuji dan dipertahankan dalam sidang munaqasyah yang diselenggarakan pada hari, **Senin tanggal 06 Agustus 2018** dan dinyatakan dapat diterima sebagai salah satu syarat untuk mendapatkan gelar Sarjana Pendidikan (S.Pd.) pada Fakultas Tarbiyah dan Keguruan Program Studi Pendidikan Bahasa Inggris (dengan beberapa perbaikan).

Samata-Gowa, 06 Agustus 2018
24 Dzulqaidah 1439 H

DEWAN PENGUJI (Nomor: 2439 Tahun 2018)

UNIVERSITAS ISLAM NEGERI

Ketua	: Dr. Kamsinah, M.Pd.I	
Sekretaris	: Dr. Sitti Nurpahmi, S.Pd., M.Pd.	
Munaqisy I	: Dr. Andi Kaharuddin, S.IP., M.Hum	
Munaqisy II	: Muh. Rusydi Rasyid M.Ag., M.Ed	
Pembimbing I	: Dr. H. Abd Muis Said, M.Ed., TESOL	
Pembimbing II	: Nur Aliyah Nur, S.Pd.I., M.Pd	

Disahkan oleh:
Dekan fakultas tarbiyah dan keguruan
UIN Alauddin Makassar




Dr. H. Muhammad Amri, Lc., M.Ag.

NIP. 19730120 200312 1 001

ACKNOWLEDGEMENT



Alhamdulillah Rabbil Alamin, the researcher praises her highest gratitude to the almighty God Allah SWT, the only provider, the most merciful who gives guidance, inspiration, and good healthy for all time to conduct the writing of this thesis. Shalawat and Salam are due to the highly Prophet Muhammad SAW, his families and followers until the end of the world.

During the writing of the thesis, the researcher received much assistance from a number of people, for their valuable guidance, correction, suggestion, advice and golden support. Therefore, the researcher would like to express the greatest thanks and appreciation for those people, especially to:

1. The researcher's beloved parents **Ikhwan H** and **Asmawati Natsir** who always pray, encourage, educate, and provide countless material support, so that, she could finish this thesis and her study in Alauddin State Islamic University Of Makassar.
2. **Prof. Dr. H. Musafir Pababbari, M.Ag.**, the Rector of Alauddin State Islamic University of Makassar for his advice during the years of this study.
3. **Dr. H. Muh. Amri, LC.**, the Dean of Tarbiyah and Teaching Science Faculty of UIN Alauddin Makassar for their advice and motivation.
4. **Dr. Kamsinah, M.Pd.I.**, the Head of English Education Department and **Sitti Nurpahmi, S.Pd., M.Pd.** the secretary of English Education

Department of Tarbiyah and Teaching Science Faculty of UIN Alauddin Makassar as well as all the staff who always help, guide and support her.

5. **Dr. H. Abd Muis Said M.ed., TESOL** as the first consultant and **Nur Aliyah Nur S.Pd.I., M.Pd.** as the second consultant. Thanks for giving her valuable time and patience, advising, supporting her during the assistance, and guiding her in completing the thesis.
6. All her brothers, **Ikram Wahyudi** and **Muh. Ibnu Muhajir** Who always motivate and suggest her for doing the research and completing the thesis and thanks for being her mood booster.
7. The researcher's beloved family, her Grandmother **Alm. ST. Mardiana Umar** and her husband **Hasanuddin**. And also for her Grandmother **Syamsiah** and her husband **M. Natsir**. Her aunty, **Asmirayanti S.Pd., M.Pd.** and **Nurlina Natsir S.Pd** with their pray, love, affection, motivate, and advice. So, the researcher can complete this thesis.
8. The researcher's brothers and sisters in New Generation Club, for all friends who could not be mentioned one by one here. Thank for your support.
9. The researcher's brothers and sisters in Makassar International Peace Generation (MIPG) for all friends who could not be mentioned one by one here. Thank you for your kindness and support.
10. The researcher's friends in PPLN, for all friends who could not be mentioned one by one here. Thank you for moral support.

11. All friends in English Education Department (2014) especially in group 1 and 2 (PBI 1.2). It cannot be mentioned one by one but overall thank you for the friendship, laugh, togetherness and supporting her.

12. The last but not least, my friend's home (Griya Squad) **Adriani** , **Adriana**, and **Wawan Setiawan**, for their supporting, caring, helping, laughing, and be the place for sharing.

Finally, for everyone connected with the completion of the thesis may Allah SWT bless us. *Amin Yaa Rabbal Alamiin.*

Makassar 2 July 2018
The researcher

Nurmagfirah Mutmainna
20400114027




TABLE OF CONTENTS

TITLE PAGE	i
PERNYATAAN KEASLIAN SKRIPSI.....	ii
PERSETUJUAN PEMBIMBING.....	iii
PENGESAHAN SKRIPSI	iv
ACKNOWLEDGMENT.....	v
TABLE OF CONTENTS.....	viii
LIST OF TABLES	ix
LIST OF APPENDICES	x
ABSTRACT.....	xi
CHAPTER I INTRODUCTION	
A. Background.....	1
B. Research Problems.....	4
C. Research Objective	4
D. Research Significance.....	5
E. Research Scope.....	6
F. Operational Definition of Terms.....	6
a. Teaching transactional speaking.....	6
b. Using Describing and drawing picture.....	7
CHAPTER II REVIEW OF RELATED LITERATURE	
A. Some Previews Related Research Findings.....	9
B. Some Pertinent Ideas.....	11
C. Theoretical Framework	20

D. Hypothesis	21
CHAPTER III RESEARCH METHOD	
A. Research Design	22
B. Research Variable	23
C. Population and Sample	24
1. Population	24
2. Sample	24
D. Research Instrument.....	24
E. Data Collection Procedures.....	25
F. Data Analysis Technique	29
CHAPTER IV FINDING AND DISCUSSION	
A. Findings.....	33
1. The Classification of Students' Pre-test Scores in Experimental and Control Class	33
2. The Classifications of Students' post-test scores in Experimental and Control Class	34
3. The mean score and standard deviation of in Experimental and Control Class.....	37
B. Discussion	38
CHAPTER V CONCLUSION AND SUGGESTION	
A. Conclusion	42
B. Suggestion.....	43
BIBLIOGRAPHY	44

APPENDICES 46

CURICULUM VITAE



UNIVERSITAS ISLAM NEGERI
ALAUDDIN
M A K A S S A R

LIST OF TABLES

Table 1	Score and criteria of Fluency	28
Table 2	Score and criteria of Pronunciation	29
Table 3	Score and criteria of vocabulary	30
Table 4	Score and criteria of Grammar.....	31
Table 5	The scale for classifying students' score	31
Table 6	The distribution of frequency and percentage score of experimental class score in the pre-test	33
Table 7	The distribution of frequency and percentage score of control class score in the pre-test	34
Table 8	The distribution of frequency and percentage score of experimental class score in the post-test	35
Table 9	The distribution of frequency and percentage score of control class score in the post-test.....	36
Table 10	The mean score and standard deviation of experimental class and control class in the Pre-test and the Post-Test	37
Table 11	Distribution the value of t-test and t-table	38

LIST OF APPENDICES

Appendices A: The Row Score of the Students' Pre-test and Post-test in the
Experimental Class

Appendices B: The Row Score of the Students' Pre-test and Post-test in the
Control Class

Appendices C: The mean score of Experimental Class and Control Class

Appendices D: Standard Deviation of Experimental Class and Control Class

Appendices E: The significant Different

Appendices F: Distribution of t-Table

Appendices G: Lesson Plan

Appendices H: Research Instrument

Appendices I: Documentation

UNIVERSITAS ISLAM NEGERI

ALAUDDIN

M A K A S S A R

ABSTRACT

Name : Nurmagfirah Mutmainna
Reg. Number : 20400114027
Title : Describing and Drawing Picture Technique in Teaching Transactional Speaking at Second Semester Students of English Education Department at State Islamic University of Alauddin Makassar
Consultant 1 : Dr. H. Abd Muis Said M.ed., TESOL
Consultant 2 : Nur Aliyah Nur S.Pd.I., M.Pd.

The research aims to find out whether describing and drawing picture technique is effective in teaching transactional speaking at second semester students of English Education Department at State Islamic University of Alauddin Makassar and to find out the effect of describing and drawing picture technique in teaching transactional speaking at second semester students of English Education Department at State Islamic University of Alauddin Makassar.

This research employed quasi-experimental with non-equivalent control group design with pre-test and post-test. There were two variables in this research; they were independent variable (describing and drawing picture technique) and dependent variable (teaching transactional speaking). The population of this research was the second semester students of education department at State Islamic University of Alauddin Makassar which consists of 84 students. The sample of the research consisted of 40 students which were taken by using purposive sampling technique, 20 students from PBI 1.2 as experimental class and 20 students of PBI 3.4 as control class.

The instrument used in this research was test. The test was used in the pre-test and post-test. The data indicated that there was a significant difference between the students' post-test in the experimental class and post-test in the control class. The mean score of the post-test was (89) in the experimental class was higher than the mean score on the post-test was (65) in control class. The standard deviation on the post-test was (1.44) in the experimental class and the standard deviation of the post-test was (0.8) in control class. From the test, the researcher found that the value of the t-test (4,25) was higher than the t-table (2,042) at the level of significant 0,05 with degree of freedom (df) = 38.

Based on the findings of the research, the researcher concluded that describing and drawing picture technique was effective in teaching transactional speaking. Therefore, describing and drawing picture technique gave student opportunity to practice transactional speaking in classroom, it also could increase students' motivation in learning in English since they feel their purpose of learning English so that they could use it and also could be achieve it.

CHAPTER I

INTRODUCTION

A. *Background*

In this globalization era, English is an international language. It is used as a means of communication among people with different mother tongue. It is the language of business, science, popular entertainment, tourism, trade and etc. In addition, the majority of all resources on the internet are in English. Therefore, learning English is very important.

Realizing the importance of English, the Indonesian government decides that English must be taught officially at schools even until at the university level. Here, there are four skills that must be mastered in English. They are language skills such as speaking, listening, writing, and reading. One of the skills in English that is stressed most is speaking since someone is considered master in English when he is able to speak in English.

Bailey and Savage in Murcia (2001) state that being able to speak in a language means that we have mastered that language because speech is the most basic means in human communication. Speaking is an interactive process of constructing meaning that involves producing and receiving and processing information (Brown, 2004; Burns and Joice, 1997). From the statement above, the researcher could conclude that having mastering English speaking skill means that we have mastered all the other three skills in English, such as listening, writing and reading. Therefore, speaking become an activity of interactive communication

uses language as medium to express feeling, ideas, information or asking information from others.

In the university especially in English major, speaking is one of important skill that the student should be mastered. The students try to speak English for conveying their ideas through words. Even though speaking is considered as an important skill that the students should acquire, the way of teaching speaking in classroom does not show satisfactory result. Many students fail to reach the goal of learning speaking. They could not use the language orally to express meaning in conversation.

According to Brown (2001 : 271 – 272) state that there are some types of classroom speaking skill in planning speaking instruction, such as imitative, intensive, responsive, transactional, interpersonal, and extensive. One of the classroom speaking skill that should be mastered is transactional speaking. Transactional speaking is conducted for the purpose of conveying and exchanging specific information.

It is not easy to improve the students' speaking skill since there some factors that might cause the students' speaking problems, it could be caused by internal factors and external factors. The example of internal factors are; the students' motivation, the students' interest and the students' intelligence, while the examples of the external factors are; economic background, learning materials, and teachers' performance including their teaching technique.

Based on the researcher interview to the students of English Education Department intake, Kahfi said that his friend actually could understand about the

topic or material of speaking but they are difficult to share and express their idea to others. It is because the teacher's performance including their teaching technique specially in speaking class could not be stimulated the students to speak.

Concerning teaching technique, it is very crucial for the teacher to adapt the most appropriate technique since the way the teacher teach will influence much on the students.

Therefore, it is important for the teacher to stimulate the students to speak in comfortable speaking activity by using a good technique. One of the good speaking activity is called 'information gap' where two speakers have different parts of information making up a whole. Because they have different information, there is a 'gap' between them. It has many of the elements of an ideal speaking activity. One popular information-gap activity is called 'Describing and Drawing Picture Technique' (Harmer, 1998;88). Pictures are extremely useful for a variety of communication activities, such as describing and drawing picture activities (Harmer: 2007).

Moreover, describing and drawing picture technique activity seen to be appropriate in teaching transactional speaking since with this technique the students are forced to speak. By using describing and drawing picture technique activity in the classroom, all the students will have opportunity to practice to speak English in class. Therefore, by using picture in describing and drawing picture technique activity could stimulate students to speak fluently, that is why this activity is seen effective by the researcher.

By this condition, the researcher was excited to conduct an experimental research entitled *“Describing and Drawing Picture Technique in Teaching Transactional Speaking at Second Semester Students of English Education at State Islamic University of Alauddin Makassar”*.

B. Research Problems

Based on the background above, the researcher formulated two research questions of this research as follows:

1. Is describing and drawing picture technique effective in teaching transactional speaking at second semester students of English Education Department at State Islamic University of Alauddin Makassar?
2. What is the effect of describing and drawing picture technique in teaching transactional speaking at second semester students of English Education Department at State Islamic University of Alauddin Makassar?

C. Research Objectives

Related to the problem statement above, the research objective were:

1. To find out whether describing and drawing picture technique is effective in teaching transactional speaking at second semester students of English Education Department at State Islamic University of Alauddin Makassar?
2. To find out the effect of describing and drawing picture technique in teaching transactional speaking at second semester students of English Education Department at State Islamic University of Alauddin Makassar?

D. *Research Significances*

This research talked about a quasi-experimental research of Describing and Drawing Picture Technique for Teaching Transactional Speaking. Hopefully, it would be useful for both theoretically and practically in English language teaching and learning.

1. Theoretical Significance

Some previous researchers had already proved that describing and drawing picture technique could stimulate students to speak fluently. On the other hand, describing and drawing picture technique seen to be appropriate in teaching transactional speaking since with this technique the students are forced to speak.

2. Practical Significances

a. Significances for the students

They were going to be easy to master transactional speaking skill specially in describing and drawing picture technique.

b. Significances for the teachers

It would be valuable reference for English teacher about the use of describing and drawing picture technique especially in teaching transactional speaking.

c. Significances for the researcher

It would motivate herself in doing some researches as the contribution in developing English teaching.

d. Significances for the readers

It would be a previous research to the readers who want to conduct research in the next time and they will get new experiences and knowledge.

E. *Research Scope*

In this research, the researcher was focused on the effectiveness of describing and drawing picture technique in teaching transactional speaking specially on students' fluency in expressing their ideas. In describing and drawing picture technique, the researcher used photograph. This research was taken place at State Islamic University of Alauddin Makassar. The researcher was chosen the second semester students of English Education Department.

F. *Operational Definition of Terms*

The title of this research was "*Describing and Drawing Picture Technique in Teaching Transactional Speaking at Second Semester Students of English Education at State Islamic University of Alauddin Makassar*". In understanding the topic of this research easily; the researcher would put the operational definition of following terms:

1. Transactional Speaking

Transactional Speaking is the ability to express our ideas, feelings, or opinions orally in a conversation. It is a productive skill because when we speak something it means that we think about something. A good speaking event is when the delivered messages could be understood and is needed by the listener. One of the skill in classroom speaking activity that will be included in this research is transactional speaking. Transactional speaking is dialogue conducted

for the purpose of information exchange such as information – gathering interview, role play or debate. There is one parts of speaking skill that will be included in this research, it is the fluency. Fluency is how eloquently a student in pronouncing the words of a foreign language when expressing their ideas by orally. There is one point will be the main point of speaking in this research.

2. Describing and Drawing Picture Technique

Describing and drawing picture technique is a teaching speaking technique that forced students to speak. It could be stimulated te students to speak fluently by using a picture. On the other side, this technique could make all of the students have an oppportunity to express their ideas and make them more active.

There are kinds the procedures of describing and drawing picture technique for teaching speaking in the classroom, they are:

1) Content

Picture is about suitable with the topic, blank sheet for drawing and one sets of drawing (Pencil, eraser, and pencil colors).

2) Preparation

This is an activity for two people or two teams. Each person or team needs to have one of the sets of drawing and one sheet to draw on.

3) Technique

Make the students work in pairs. In this activity, one student has a picture which they must not show to their partner (Harmer:2007). Ask A to describe his or her picture about the suitable topic, and ask B to draw it. Ask B to do the same as what A does after B has finished drawing.

CHAPTER II

LITERATURE REVIEW

A. Preview of Related Research Findings

This section presented the review of related literature dealing with some related research findings, and some pertinent ideas.

1. Some Previous Related Research Findings

Many studies have been accomplished by the researcher related to the use of Describing and Drawing Picture in motivating the learner to teach Transactional Speaking. Some studies are as following:

The first research was conducted by Didik Wahyudi (2013) student of English Department Faculty of Teacher Training and Education at Muhammadiyah University of Ponorogo, under the title “Improving Students’ Speaking Skill Using Describe and Identify a Picture Technique at the Tenth Grade Student of SMK KI Hajar Dewantara Slahung Ponorogo in Academic Year 2013/2014”. The objective of his research was how does the implementation of Describe and Identify a picture technique improve students’ speaking skill. Based on the result of his research, the implementation of Describe and Identify a Picture technique could improve students’ speaking skill at the tenth grade student of SMK KI Hajar Dewantara Slahung Ponorogo.

The second research was conducted by Lia Ariyanti (2015) student of English Education Department, Teacher Training and Education Faculty of Muria Kudus University. The title of the research is “Teaching Speaking to the Tenth Grade Students of SMKN 1 Kudus in 2015/2016 Academic Year Through

Describe and Draw Strategy”. The objective of this research was to find out whether or not there was a significant difference between the speaking to the tenth graders students in SMKN 1 Kudus in 2015/2016 academic year before and after being taught by using Describe and Draw. The research design used was an experimental research design with Pre-test and Post-test by using Describe and Draw as a treatment. The result above, Describe and Draw was effective to describe the text of using a picture which can make students interest in teaching and learning process.

The third research was conducted by Feri Huda (2015) student of English Education Department, Teacher Training and Education Faculty of STKIP PGRI Blitar. The title of the research is “Teaching Speaking Using Describe and Draw Technique at STKIP PGRI Blitar in Academic Year 2014/2015”. The objective of the research was to find out whether Describe and Draw Technique was effective in teaching Speaking at STKIP PGRI Blitar. In the end of his research, he found that Describe and Draw Technique was Effective in teaching Speaking at STKIP PGRI Blitar in Academic Year 2014/2015.

Irsadul Ibad (2015) a student of English Education Department faculty of Tarbiyah and Teacher Training of State Islamic Institute (IAIN) of Tulungagung. The title of the research is “A Study on Lecturers’ Strategies Used in Teaching Transactional Speaking Class on 2nd Semester at IAIN Tulungagung”. The purpose of this study is to find out strategies which are used in teaching Transactional Speaking on 2nd Semester at IAIN Tulungagung and to find out the lecturers’ strategies contribution to the students speaking ability. The research design in

study was descriptive qualitative. The result showed that in teaching Transactional Speaking the lecturer uses various teaching strategies they are: cooperative strategy, self management and cooperation and minimal responses. There are contributions of lecturer strategies for students' speaking skill improvement are: to enrich vocabulary in speaking, to make student more active to speak and to make students more confidence to perform in front of class.

The researcher could conclude from the above findings in some parts that they were similar to this research, have some differences in the variables, the subject, as well as research instruments. Previous findings was using other technique combined with describing and drawing picture technique, but in this research only focus on one technique that was describing and drawing picture as a variable. Then if the previous findings conducted on high school students, this study focused on University students as a subject. And the design of this research is quasi-experimental method, namely nonequivalent control group design with pre-test and post-test. The researcher was focused on conducting the students' fluency in expressing their idea. This research was taken a place at Teaching Faculty of UIN Alauddin Makassar.

B. Some Pertinent Ideas

1. Transactional Speaking

a. Definition of Transactional Speaking Skill

As regard to the fact, many research reports show that people use speaking for a variety of different purposes. Some people speak, in conversation for instance to make social contact with people, to establish rapport (understanding),

or to build social relationships between two people or more. Some engage in discussion with someone, on the other hand, to seek or to express opinions, to persuade someone about something, or to clarify information. Saade in Wahida (2011) explains that speaking is what we call communication that comes from our deepest, the most authentic, passionate, and centered place. We define speaking as being conscious of what we are saying. It is also means saying exactly what we mean and the meaning exactly what we say.

In some situation, some speak to give instruction or to get things done. The others use speaking to describe a things, to complain about people's behavior, to make polite request, or to entertain people with jokes and anecdotes (Richard and Renandya, 2002: 201).

Based on the discussion of the purposes of speaking as stated above we can recognize that in our social life, speaking not only function as a medium for maintaining social relationships between the participants, but also functions as a medium for transacting messages being spoken.

According to Richards (2008:25), speaking as transaction refers to situations where the focus is on what is said or done. The message meaning and making oneself understood clearly and accurately are the central focus. In our social lives, transactional speaking can be identified in terms of job interview, discussion, par work, etc.

b. The main features of transactional Speaking

Richards (2008:25) categorized those main features of transactional speaking are:

- 1) It function to exchange information
- 2) it is message-oriented which means to communicate meaning
- 3) Participants use strategies understand each other
- 4) It needs more questions, repetitions, checks, for comprehension.
- 5) Ideas negotiation normally occurs.
- 6) Language accuracy is not always important.

c. The skills in the transactional speaking

In addition, Richards (2008:27) is of the opinion that participants in transactional speaking are in need of some skills in order to enable them involve in transactional discourse activities. The skills can be classified into the abilities of the participants to:

1. Explain a need or intention
2. Describe something
3. Ask question
4. Ask for clarification
5. Confirm information
6. Justify an opinion
7. Make suggestion
8. Clarify understanding
9. Make comparison
10. Agree and disagree

d. Types of Speaking Classroom

According to Brown (2001 : 271 – 272) states that there are some types of classroom speaking in planning speaking instruction, they are :

a. Imitative

Imitative speaking refers to producing speech by imitating language forms either phonological or grammatical e.g. the students practice an intonation contour or try to pinpoint a certain vowel sound.

b. Intensive

Intensive speaking can be self-initiated or it can even from part of some pair work activity, where learners are going over to practice some phonological or grammatical aspect of language.

c. Responsive

Responsive speaking refers to the student's speech production in the classroom in the form of short replies or student-initiated questions or comments.

e. Transactional (dialogue)

Transactional speaking is conducted for the purpose of conveying and exchanging specific information. It can be viewed as an extended form of responsive speaking.

f. Interpersonal (dialogue)

Interpersonal speaking is an interactional activity which is carried out more for the purpose of maintaining social relationships than for the transmission of facts and information.

g. Extensive

Extended speaking may be the highest level of speaking since this can only be carried out by the students at intermediate to advanced levels.

e. Skills for Transactional Speaking

The discussion of the required skills for the transactional speaking is given by providing the grammatical rules and samples of expression. This done to make the students understand the skills on the basis of grammatical accuracy, morphological and syntactical accuracy which are in turn expected to bring fluency to the students' way of using the skills in communication. They are seven principle of the required skills for the transactional speaking as follow:

1. Expressing Intention

An intention is a plan for the future that you have already thought about.

2. Describing Things

When we would like to describe objects, we commonly use adjectives, (words that describe nouns) such as the size, color, shape, material made from, thickness, texture, etc.

3. Asking for Clarification

Clarification is important in many situation especially when what is being communicated is difficult and we cannot make sense of the speaker's statement.

4. Confirming Information

We probably have ever experienced a certain time that we need to make sure we understand everything. That when confirming information becomes important.

5. Expressing and Justifying Opinions

In transactional exchange e.g. interview or discussion, we frequently express and justify an opinion that we have. Expressing opinions means to give your thoughts as an important part when we discuss something with someone.

6. Making Suggestions

We make suggestions when deciding what to do with other people e.g. our friends, or giving them advice on what they might do in a certain situation.

7. Stating Agreement and Disagreement

In transactional discourse, for example: in discussion, we will occasionally get the urge to agree or disagree with something that is being said by our interlocutor in English.

2. Describing and Drawing Technique

a. General Concept of Describing and Drawing Technique

According Harmer (1998 : 88) One type of good speaking activity is called 'information-gap' where two speakers have different parts of information making up a whole. One of popular information-gap activity is called 'Describing and Drawing Technique'. Describing and drawing technique is a technique which made students easier to describe something and make learning process more enjoyable.

Pictures are extremely useful for a variety of communication activities, especially where they have a game-like feel, such as describe and draw activities. Where one student describes a picture and paired classmate has to draw the same picture without looking at the original (Harmer : 2007: 135). Pictures are one of the visual aids that could be used in teaching speaking. It makes something more interesting. It also could be used in creating situation for speaking classes more clearly.

b. Types of Picture

According to Harmer (2007), picture could be in form of flashcard, wall pictures, cue cards, photographs or illustration and project slide.

1) Flashcard

It is a small card which teacher could hold up for students to see. Flashcard are particularly useful for drilling grammar items, for cueing different sentences, or practicing vocabulary.

2) Wall picture

It is big enough for everyone to see detail. Sometimes teachers use wall picture, when pointing to detail of a picture to elicit a response.

3) Cue card

It is a small card which students use in pair or group work. Teachers put students in pair or groups and give them some cue cards to that when a student picks up the top cue card in a pile he or she has to say a sentence that the card suggests.

4) Photograph or illustration

It is a photo or image that depicts a situation or people in action. The teachers use it to make the situation or the action clear. Photograph could be found in the book, newspaper, magazine, and etc.

5) Projected slide

In the multimedia class, the teachers also use it to teach. Sometimes, the teachers use it to show the images in the big form.

c. Describing and Drawing Technique to Teach Speaking

There are several techniques in teaching transactional speaking. Picture is one of the ways to explain real situation. It is very simple visual aids that can be picked up from the newspaper, magazine, internet, book, etc.

There are kinds the procedures of describing and drawing technique for teaching speaking in the classroom, they are :

1) Content

Picture about suitable with the topic, Blank sheet for drawing and one set of drawing (Pencil, eraser, and pencil colors).

2) Preparation

This is an activity for two people or two teams. Each person or team needs to have one of the sets of drawing and one sheet to draw on.

3) Technique

Make the students work in pairs. In this activity, one students has a picture which they must not show to their partner (Harmer:2007). Ask A to describe his or her picture, and ask B to draw it. Ask B to do the same as what A does after B has finished drawing.

d. The Example of Describing and Drawing Technique

Student A : There are two people in the picture. They are MalinKundang and his mother. They are in the middle of the picture.

Student B : About here ?

Students A : Yes... Well.

Student B : It is like that.

Student A : No, Malin Kundang is in the right side.

When the 'artist' and his 'patron' have done as much as they could, the original and the copy should be compared.

Student A : Oh, the place of Malin Kundang is wrong.

Student B : I told you they were. But you wouldn't change them.

These are the preparation and procedures of describe and draw technique. Although this technique could make students crowded, the researcher hopes this technique make students more active and no bored in the class. And the researcher hopes describe and draw technique could be successful for the students of English Education Department.

C. Theoretical Framework

The theoretical framework underlying in this research is presented in the following diagram:

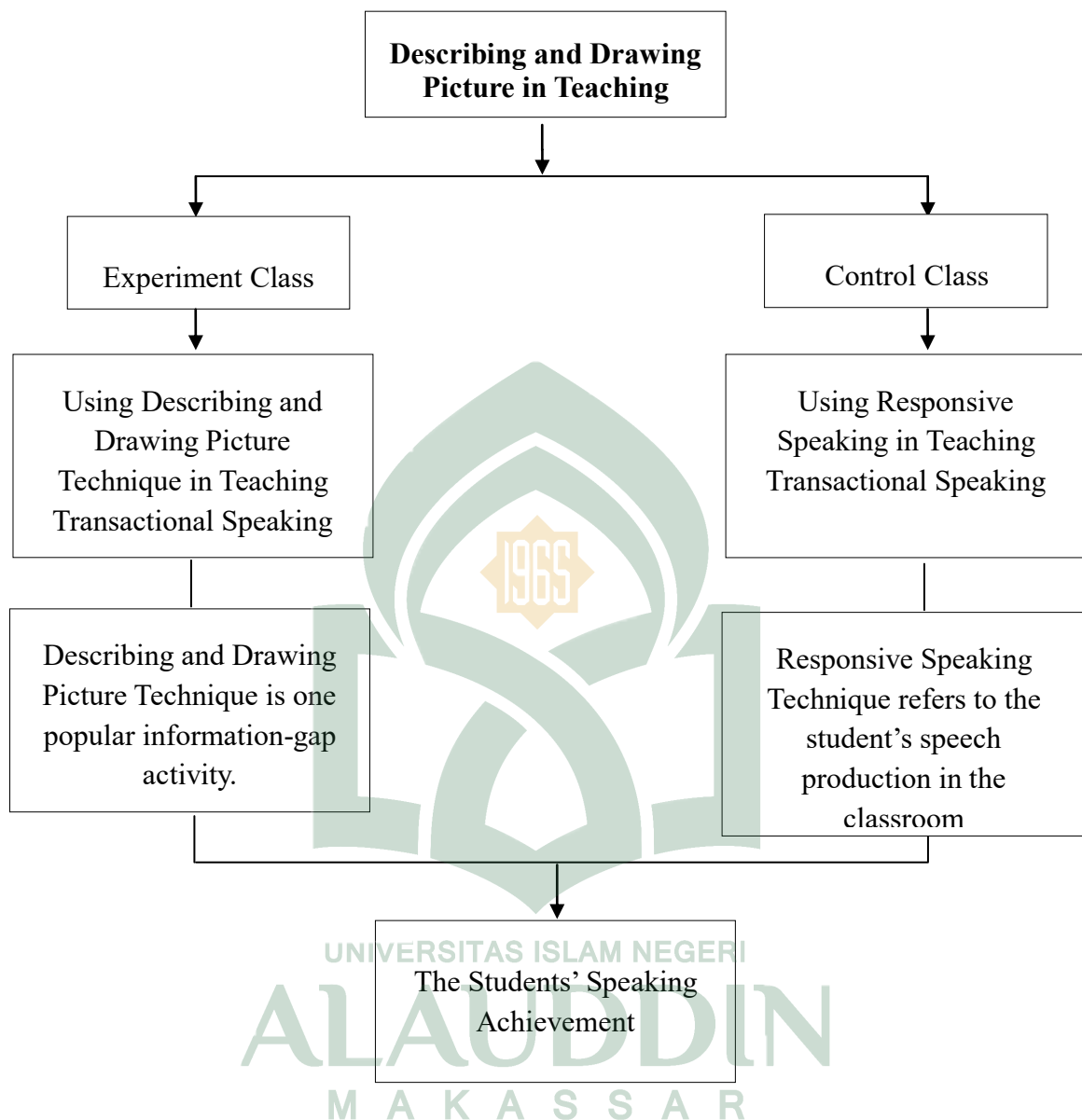


Figure 1. Theoretical Framework

Based on framework above, the researcher taught transactional speaking in two classes. First was experimental class and the second was control class. In experimental class, the researcher used describing and drawing picture technique in teaching transactional speaking. It was quite different from control class; the researcher used conventional teaching technique of transactional speaking.

CHAPTER III

RESEARCH METHOD

This chapter presented about the research design, research variable, population and sample, research instrument, procedure of collecting data, and technique of data analysis.

A. Research Design

The researcher used quasi experimental research to examine the effectiveness of describing and drawing picture in teaching transactional speaking at the first semester students of English Education Department at State Islamic University of Alauddin Makassar. Quasi Experimental Research was defined as (Nunan, 1991:105) This kind of experimental research was chosen because in fact, in the real life there was no variable or situation that really have similarities or homogenous.

The quasi experimental research design applied in this research was Non-equivalent in which the researcher was chosen experiment and control class accurately through non-random sampling technique, because of the limitation of researcher's understand about the similarities between the two groups. In this experimental design, the researcher was evaluated the experimental class and control class before and after giving a treatment. Meanwhile, control class was given treatment by using conventional teaching technique of transactional speaking. Finally, the researcher was compared the influence of the treatment toward an experimental class. The research design in this research can be seen as follows:

E	O ₁	X	O ₂
—————			
C	O ₃		O ₄

Explanation:

E : Experimental class

C : Control class

O₁ : Pre-test (in experimental class)

O₃ : Pre-test (in control class)

X : Treatment that will be given for experimental class by using
Describing and Drawing Picture Technique

O₂ : Post-test (in experimental class)

O₄ : Post-test (in controlled class)

(Sugiyono, 2015:116)

B. Research Variable

The kinds of variable related to research are consisted of independent and dependent variable. According to Arikunto (2006), independent variable is the variable that is influenced by another variable to achieve what is expected by researcher; whereas, the dependent variable is the result that is expected through the implementation of the independent variable. The independent variable in this research is describing and drawing picture technique and the dependent variable is teaching transactional speaking.

C. Population and Sample

1. Population

Population is all members of the research subject (Arikunto, 2006: 130). Population is all individuals from whom the data are collected. The population of this research were taken from the second semester students of English Education Department at State Islamic University of Alauddin Makassar in the academic year 2017/2018. These students were divided into 2 classes from PBI 1&2, and PBI 3&4. The total numbers of population are 84 students.

2. Sample

Sample is a part of representative populations which is investigated (Arikunto, 2006: 131). In this research, the researcher was taken two classes from the second semester students of English Education Department at State Islamic University of Alauddin Makassar in the academic year 2017/2018. The researcher will use PBI 1&2 as an experimental class and PBI 3&4 as a control class. There were 20 students of PBI 1&2 and PBI 3&4 consists of 20 students.

D. Research Instrument

The instrument of the research is test which aims to measure the achievement of students on transactional speaking. The instrument that was used in this research is speaking test. The researcher was focused on Describing and Drawing Picture at the second semester students of English Education Department at State Islamic University of Alauddin Makassar. The test was consisted of pre-test and post-test. Pre-test was used to find out the students' prior knowledge and it was given to the students at the first meeting before giving the

treatment. Post-test was used to measure whether there was an improvement of the students in learning transactional speaking after being treated by using Describing and Drawing Picture Technique. The instrument of describing and drawing technique was usually used a photograph or an illustration where the students work in pairs. In this activity, one students has a picture which they should not show to their partner. Then ask student A to describe his or her picture, and ask student B to draw it. Next ask student B to do the same as what A does after B has finished drawing.

E. Data Collection Procedures

This research was carried out from 3rd April 2018 until 21st April 2018. During the research, the researcher conducted treatment and collected data from any subject. The procedures of treatment were chronologically as following:

1. Tuesday 3rd April 2018, the researcher conducted pre-test to experimental class (The Result see Appendix A)
2. Wednesday 4th April 2018, the researcher conducted pre-test to control class (The Result see Appendix B)
3. Wednesday 4th April 2018, the researcher did the treatment in experimental class. The material was about asking and giving information. In the treatment process the student was practice to use an expression of asking and giving information to other students. (The lesson plan, see Appendix H)
4. Thursday, 5th April 2018, the researcher did treatment in experimental class with the material of preposition of place. In the treatment process the student was

practice to use the preposition of place with their partner. (The lesson plan, see appendix H)

5. Monday, 9th April 2018, in the experimental class the material of the treatment class was about preposition of phrase. In this treatment, the student indentified some kinds of preposition of phrase. (The lesson plan, see Appendix H)

6. Tuesday, 10th April 2018, in the experimental class the material of the treatment class was about kinds of picture. In this treatment, the student identified some kinds of picture. (The lesson plan, see Appendix H)

7. Wednesday, 11st April 2018, in the experimental class the material of the treatment class was about describing picture. In this treatment, the student was practice to use an expression to describe picture with their partner. (The lesson plan, see Appendix H)

8. Thursday, 12nd April 2018, in the experimental class the last material of the treatment class was about giving opinion. In this treatment, the student was practice to use an expression of giving opinion with their partner. (The lesson plan, see Appendix H)

9. Monday, 14th April 2018, the researcher did treatment in control class the material was about “My Dream”. In this treatment, the student was practice speaking with their partner about the topic. (The lesson plan, see Appendix H)

10. Tuesday, 15th April 2018, the material of the control class was about “My Idol”. In this treatment, the student was practice speaking with their partner about the topic. (The lesson plan, see Appendix H)

11. Tuesday, 15th April 2018, the material of the control class was about “My Hobby”. In this treatment, the student was practice speaking with their partner about the topic. (The lesson plan, see Appendix H)

12. Wednesday, 16th April 2018, the material of the control class was about “My Village”. In this treatment, the student was practice speaking with their partner about the topic. (The lesson plan, see Appendix H)

13. Wednesday, 16th April 2018, the material of the control class was about “My Best Experience”. In this treatment, the student was practice speaking with their partner about the topic. (The lesson plan, see Appendix H)

14. Thursday, 17th April 2018, the last material of the control class was about “My Best Failure”. In this treatment, the student was practice speaking with their partner about the topic. (The lesson plan, see Appendix H).

15. Monday, 21st April 2018, the researcher was given post-test to the experimental class and control class. (The result, see Appendix A and Appendix B).

a. Pre-test

Pre-test was given before the research is conducted. It was given to both experimental class and control class. The function of pre-test is to get the beginning data about the students'knowledge of teaching speaking before the treatment. Pre-test on the instruments were used to assess the effect of the experiment before the treatment is given.

b. Treatment

After giving pre-test, the experimental class was given treatment by using describing and drawing picture technique to teach transactional speaking meanwhile the control class was taught by using conventional technique. The procedures of treatment in experimental class:

- a) The researcher was open the class by reciting salam and basmalah.
- b.) The researcher was invited the leader to pray before beginning the materials.
- c) Teacher was explain about describing and drawing picture technique and gives example.
- d) Teacher divided students in pairs.
- e) Teacher gave two different pictures about suitable with the topic. Blank sheet for drawing and one sets of drawing pencil (pencil, eraser and pencil color). Tell them not to look each other's picture.
- f) Teacher asks A to describe his or her picture and ask B to draw it. Then teacher asks B to do the same as what A does after B finished draw.

b. Post-test

In the end, the researcher given post-test to both groups experimental and control group. The function of post-test was to know the result of the experiment and usually on the instruments, after the treatment was given (Muijs, 2004: 18). The data was proved that there was a significant difference for the students' improvement in speaking by using describing and drawing picture technique and without using describing and drawing picture technique.

F. Data Analysis Technique

There were table of scoring data of measuring students' speaking skills, but the researcher's scope for this research is in a students' fluency. Table scoring as follows (Heaton J. B. 1998):

Table 1 (Score and Criteria of Fluency)

Classification	Score	Criteria
Excellent	6	Speaking without too great effort with wide range of expression searching for words. Searching for words but occasionally only one or two unnatural pauses.
Very Good	5	Has to make an effort at times to search for word. Nevertheless, smoothes delivery on the whole and only a few unnatural pauses. Although he has made an effort on the search of the word; there are not too many unnatural pauses, fairly smooth delivery mostly.
Good	4	Occasionally, fragmentally but success in conveying the general meaning fair range of expression.
Average	3	Has to make an effort for much of the time, often has to search for desired meaning, rather halting delivery and fragmentary. Range of expression often limited.
Poor	2	Long pauses while he searches for desired frequently

		fragmentary and halting delivery, almost gives up making the effort at times limited range of expression.
Very poor	1	Full of long and unnatural pauses. Very halting and fragmentally delivery. At times giving up Making the effort, very limited range of expression.

Table 2

Score and criteria of Pronunciation

Classification	Score	Criteria
Excellent	5	There is no problem with the pronunciation.
Good	4	Always intelligible through one of conscious of definite accent.
Fair	3	Pronunciation problem necessitate concentrate listening and lead to misunderstanding.
Inadequate	2	Pronunciation hard to understand because of pronunciation problem. Most frequently is asked repeated.
Unacceptable	1	Pronunciation problem is so hard and difficult to understand

(Heaton, 1988:100)

Table 3

Score and criteria of Grammar

Classification	Score	Criteria
Excellent	5	Make few noticeable errors of grammar and word order.
Good	4	Occasionally make grammatical and word order error which do not however observe meaning.
Fair	3	Make frequent error of grammar and word order which occasionally observe meaning.
Inadequate	2	Grammar and word order error make comprehension difficulty.
Unacceptable	1	Error grammar and word order as severe as to make speech untellable.

(Heaton, 1988:100)

Table 4

Score and criteria of Vocabulary

Classification	Score	Criteria
Excellent	5	Use of vocabulary and idiom is like native speaker.
Good	4	Sometimes use inappropriate term and must rephrase ideas because of lexical inadequate.
Fair	3	Frequently uses the wrong word; conversation somewhat limited vocabulary.
Inadequate	2	Vocabulary makes comprehension quite difficult.

Unacceptable	1	Vocabulary limitation so extreme to make conversation virtually impossible.
--------------	---	---

(Heaton, 1988:100)

The data obtained in this study was data derived from the pre-test which was the preliminary data, the value of post-test which was the final data and the test given to the study sample, after the data obtained. Data processing was done with the following details:

1. Statistic Formulas

a. Looking gained score between pre-test and post-test

$$\text{Score} = \frac{\text{students' gained score}}{\text{total score}} \times 100 \%$$

(Depdikbud in Nasir, 2013)

Table 5

Classifying the students' score, there are six classifications follows:

No	Score	Classification
1	5.01 – 6.00	Excellent
2	4.01 – 5.00	Very good
3	3.01 – 4.00	Good
4	2.01 – 3.00	Average
5	1.01 – 2.00	Poor
6	0.00 – 1.00	Very Poor

- b. Finding the value of the average (mean)

$$\bar{X} = \frac{\Sigma X}{N}$$

Where:

\bar{X} = Mean score

Σx = The sum of all score

N = The number of students

(Gay, 2006 : 320)

- c. Find the sum of squared of deviations

$$SD = \sqrt{\frac{SS}{N}}, \text{ where } SS = \Sigma X^2 - \frac{(\Sigma X)^2}{N}$$

Where:

SD : Standard Deviation

SS : The sum of square

N : Total number of the subject

ΣX^2 : The sum of all square, each score is squared and all the squares added up

$(\Sigma X)^2$: The square of the sum; all the scores are added up and the sum is square, totals

(Gay, 2006: 321)

d. Find t-count value

$$t = \frac{\bar{x}_1 - \bar{x}_2}{\sqrt{\left(\frac{SS_1 + SS_2}{n_1 + n_2 - 2}\right) \left(\frac{1}{n_1} + \frac{1}{n_2}\right)}}$$

Where:

t :test of significance

\bar{x}_1 : Mean score of experimental group

\bar{x}_2 : Mean score of controlled group

SS₁ : Sum square of experimental group

SS₂ : Sum square of controlled group

n₁ : Number of students of experimental group

n₂ : Number of students of controlled group

2 : The number of class involved

1 : Constant number

UNIVERSITAS ISLAM NEGERI

(Gay, 2006: 346)

ALAUDDIN

e. Give interpretation to the value of T for hypothesis testing

After getting the t-count value then the next step was test the hypothesis by comparing the value of t-test and t-table. Hypothesis testing applicable are:

- If the value t count > t table, then H₁ is received a while Ho is rejected.
- If the value of t < t table, then H₁ is rejected while Ho accepted

(Sugiyono, 2016;105)

CHAPTER VI

FINDINGS AND DISCUSSION

This section presented about findings and discussion. Findings of the research were based on the result of the data analysis. Discussion of the research were based on the result of the findings.

A. Findings

The findings of the research were based on the result of the data analysis. The data analysis was used to collect data. The data of the students' achievement was divided into two kinds, namely the data in experiment class and the data in control class, which were gained from pre-test and post-test that was applied in both of class.

1. The Classification of Student's Pre-test Scores in Experimental and Control Class

Table 6

The distribution and percentage score of experimental class score in the pre-test

No.	Classification	Score	Frequency	Percentage
1.	Excellent	5.01 – 6.00	0	0%
2.	Very Good	4.01 – 5.00	0	0%
3.	Good	3.01 – 4.00	4	20%
4.	Average	2.01 – 3.00	13	65%
5.	Poor	1.01 – 2.00	3	15%
6.	Very Poor	0.00 – 1.00	0	0%
Total			20	100%

Table 4 above shows the rate percentage of experimental class in the pre-test from 20 students, there were 4 (20%) students obtained a good score and other students were under of it.

Table 7

The distribution and percentage score of control class score in the pre-test

No.	Classification	Score	Frequency	Percentage
1.	Excellent	5.01 – 6.00	0	0%
2.	Very Good	4.01 – 5.00	0	0%
3.	Good	3.01 – 4.00	3	15%
4.	Average	2.01 – 3.00	4	20%
5.	Poor	1.01 – 2.00	6	30%
6.	Very Poor	0.00 – 1.00	7	35%
Total			20	100%

Table 5 above shows the rate percentage of experimental class in the pre-test from 20 students, there were 3 (10%) students obtained a good score and other students were under of it.

Based on the table 4 and 5, the researcher can concluded that the rate percentage in the pre-test for experiment class was different than the rate percentage in the pre-test for control class. It can be seen in the table 4 and 5. In experiment class none student obtained very poor score. While in the control class there were 7 (35%) obtained poor score.

2. The Classifications of Student's Post-test Scores in Experimental and Control Class

The following table shows the distribution of frequency and percentage of final score of teaching transactional speaking at the second semester students of English Education Department at State Islamic University of Alauddin Makassar in the post-test in the experiment and control class.

Table 8

The distribution and percentage score of experiment class score in the post-test

No.	Classification	Score	Frequency	Percentage
1.	Excellent	5.01 – 6.00	6	30%
2.	Very Good	4.01 – 5.00	4	20%
3.	Good	3.01 – 4.00	3	15%
4.	Average	2.01 – 3.00	7	35%
5.	Poor	1.01 – 2.00	0	0%
6.	Very Poor	0.00 – 1.00	0	0%
Total			20	100%

Table 6 shows the rate percentage score in experimental class in the post-test from 20 students. The student's score were increase , most of students were in average score and there were 6 (30%) students obtained an excellent score.

Table 9

The distribution and percentage score of control class score in the post-test

No.	Classification	Score	Frequency	Percentage
1.	Excellent	5.01 – 6.00	0	0%
2.	Very Good	4.01 – 5.00	3	15%
3.	Good	3.01 – 4.00	8	40%
4.	Average	2.01 – 3.00	7	35%
5.	Poor	1.01 – 2.00	2	10%
6.	Very Poor	0.00 – 1.00	0	0%
Total			20	100%

Table 7 shows the rate percentage score of control class in the post-test from 20 students. Most of the students obtained good score and there were 3 (15%) students obtained very good score.

Based on the result above, it can be concluded that the rate percentage in the post-test for experimental class was higher than the rate percentage of the control class. Although for both of class improved. It can be seen in the table 6 and 7. In experimental class none of students obtained very poor score. While in the control class there were 7 (35%) students obtained poor score.

3. The mean score and standard deviation of in Experimental and Control Class

After calculating the result of the students score, the mean score and standard deviation of both classes can be presented in the following table.

Table 10

Class	Post-test		Post-test	
	Mean Score	Standard Deviation	Mean Score	Standard Deviation
Experimental	3.05	0.6	4.45	1.44
Control	2.3	1.08	3.6	1.0

The table shows that the mean score and standard deviation of the experimental and control class in the pre-test and post-test.

The significant score between experimental and control class can be known by using t-test. The result of the t-test can be seen in the table 9 as the following table:

Table 11

Variable	t-test value	t-table value
Post-test	4.25	2.042

The table above shows that the t-test value was higher than t-table value. The result of the test shows that there was significant different between the t-table and the t-test (2.042 4.25), it means that t-table was smaller than t-test. The result of the t-test statistical analysis shows that there was significant different between the experimental class and the control class. The statement was proved by the test value (4.25) which higher than the t-table value (2.042), at the level of significance 0.05 and the degree of freedom $(N + N) - 2 = (20 + 20) - 2 = 38$.

4. Give interpretation to the value of T for hypothesis testing

Teaching transactional speaking by using describing and drawing picture technique to the second semester students of English Education Department was effective. It could be seen from the students' fluency from the pre-test to the post-test (see Appendix A). It means that the research hypothesis (H_1) was accepted since the value of $t\text{-test} > t\text{-table}$ and (H_0) was rejected. It could be seen from the statistical analysis that $t\text{-test}$ (4.25) was higher than the $t\text{-table}$ value (2.042).

B. Discussion

The aim of a communicative technique such as Describing and Drawing Picture is to get learners to use the language. They are learning to interact in realistic and meaningful ways, which involving exchanges of information. It is in line with the goal of learning a language which usually to enable learners to take part in exchanges of information.

The result of this study shows that the students' scores were much higher after treatment in experimental class by using describing and drawing picture technique in teaching transactional speaking. The performance of the students improved by using describing and drawing picture technique, the students in experimental class showed their improvement more than control class. Most of them were in excellent and very good score. The use of describing and drawing picture technique was surely beneficial to improve the students in transactional speaking. Statement from expert that support this thesis, Huda (2015) said that describing and drawing picture technique has so many elements of an ideal speaking activity.

It is highly motivating (if used only very occasionally), there is real purpose for the communication taking place (the information gap, completion of the task), and almost any language can be used.

During the research, it is found the students in experimental class can achieve higher score than the students in control class in the post test, it is because the students in control class has lower concentration than the students in experimental class, since it is found that in experimental class, the students' memory toward the material is better than the students in control class who found forget the material easily after the learning process. Moreover, the students in control class seems feel bored during the learning process, different with students in experimental class who seems enthusiastic during the learning process since they are exposed with an interesting activity such as describing and drawing picture technique. In other words, describing and drawing picture technique activity seen to be appropriate in teaching transactional speaking since the students are forced to speak.

The Describing and drawing picture technique which applied in experimental class gives students opportunity to practice transactional speaking in classroom, it also could increase the students' motivation in learning English since they feel their purpose of learning English so that they could use it and also could be achieved.

Briefly, the experimental class had proven that describing and drawing picture technique could be useful in teaching transactional speaking. It could be seen from the significant improvement of the students' fluency from the per-test

to the post-test (see Appendix A). in addition, according to Harmer (1998 : 88) One type of good speaking activity is called 'information-gap' where two speakers have different parts of information making up a whole. One of popular information-gap activity is called 'Describing and Drawing Technique'. Describing and drawing technique is a technique which made students easier to describe something and make learning process more enjoyable.

In summary, the researcher asserted that describing and drawing picture technique is one of various speaking activity that could stimulate students to speak fluently since this technique was forced the students to speak. It is an enjoyable activity that could make students felt comfortable in exchanging information even in teaching transactional speaking.

The alternative hypothesis of this research would be accepted if the t-test is higher than the t-table. While, if the t-test is smaller than the t-table the alternative hypothesis would be rejected. The result of the data analysis was the t-test (4.25) was higher than the t-table value (2.042). Based on the result, the H_1 was accepted. In the other hand, the use of describing and drawing picture technique was effective in teaching transactional speaking.

Based on the result of data analysis, it was proven that describing and drawing picture technique was effective in teaching transactional speaking to the second semester students of English Education Department at State Islamic university of Alauddin Makassar. Therefore, by using describing and drawing picture technique activity, all the students have opportunity to practice transactional speaking in the classroom and improve their speaking ability.

CHAPTER V

CONCLUSION AND SUGGESTION

This chapter was the last chapter of this research. It presented about the conclusion and suggestion of the research.

A. Conclusion

Describing and drawing picture technique as one of the classroom activities which promoted in communicative language teaching could be very suitable to be applied in learning transactional speaking. It is an activity which train students to use the target language to communicate as in real life by asking the students to share information with peers so that they could complete a task. By using describing and drawing picture technique, students are actively involved in teaching learning process and they are trained to use target language to communicate.

Based on the result of data analysis, finding and discussion in the previous chapter, the researcher concluded that:

Teaching transactional speaking by using describing and drawing picture technique to the second semester students of English Education Department was effective. It could be seen from the students' fluency from the pre-test to the post-test (see Appendix A). It means that the research hypothesis (H_1) was accepted. It could be seen from the statistical analysis that t-test (4.25) was higher than the t-table value (2.042).

B. Suggestion

The writer would like to give some suggestion that might be useful especially for the English language teacher:

1. To help the students in increasing their ability in learning English, especially in transactional speaking, the teacher is expected to use activities, such as Describing and Drawing Picture Technique as an alternative technique in teaching English.
2. The English teacher could use Describing and Drawing Picture Technique in teaching and learning process to make the students more interested in learning English and more active and more communicative in the class. So they will not be bored during the learning English process specially in teaching transactional speaking.



BIBLIOGRAPHY

- Aini, K. Improving speaking ability of the third year students at MTsN Model Makassar through Educational Drama. Undergraduate Thesis. Universitas Islam Negeri Alauddin Makassar. 2013
- Abdullah, Wahidah. 2011. *Code Mixing In Speaking*. Makassar. Alauddin University Pres.
- Arikunto, Suharsimi. 1990. *Manajemen Penelitian*. Jakarta. Rineka Cipta.
- Arikunto, Suharsimi. 2006. *Prosedur Penelitian Suatu Pendekatan Praktik*. Jakarta: PT Rineka Cipta.
- Arikunto, Suharsimi. 2010. *Prosedur Penelitian Suatu Pendekatan Praktek*. Jakarta. PT Rineka Cipta.
- Alqahtani, M. 2015. The importance of vocabulary in language learning and how to be taught. *International Journal of Teaching and Education*. Vol. III, No. 3.
- Amalia, Reski. 2017. "The Use of Fishbowl Strategy Toward The Improvement of The Second Grade Students' Speaking Skill At MA DDI Pattojo Soppeng. *Thesis*. Makassar. English Education Department.
- Bahar, A. Kaharuddin, S.IP, M.Hum. 2014. *Transactional Speaking: A Guide to Improve Transactional Exchange Skills in English for Group Discussion (GD) and Interviews*. Samata, Gowa. Gunadarma Ilmu.
- Bahar, A. Kaharuddin, S.IP, M.Hum. 2013. *The Communicative Competence-Based English Language Teaching: Teaching Speaking Course with*

Communicative Language Teaching (CLT) . Yogyakarta, Indonesia. Trust Media.

Brown, Douglas H. 2004. *Language Assessment; Principles and Classroom Practice*. Unites States. Pearson Education, Inc.

Brown, Douglas H. 2001. *language Assessment; Principles and Classroom Practice*. Unites States. Pearson Education, Inc.

Caroline Woods, *Teaching and Assessing Skills in Foreign Language*, Cambridge University Press, 2005), p. 41 44

Cook, Ann. *Speaking and Pronouncing as ESL*. New York: Barron's. 2009.

Didik, Wahyudi. 2013. "Improving Students' Speaking Skill Using Describe and Identify a Picture Technique at the Tenth Grade Students of SMK KI Hajar Dewantara Slahung Ponorogo". *Thesis*. Ponorogo : English Education Department of Muhammadiyah University.

Gay, L.R, G.E. Mills. 2006. *Educational Research (Competencies for Analysis and Applications)*. United States. Pearson.

Huda, Feri. 2015. "Teaching Speaking Using Describe and Draw Technique at English Education Department at STKIP PGRI Blitar". *Thesis*. Kalimantan: English Education Department of STKIP PGRI Blitar.

Heaton. J. B. (1988). *Writing English Language Tests*. New York: Logmaninc New York Press.

Ibad, Irsadul. 2015. "A Study on Lecturers' Strategies Used in Teaching Transactional Speaking Class on 2nd Semester at IAIN Tulungagung".

Thesis.Tulungagung: English Education Department of IAIN Tulungagung.

Kaharuddin, Andi and Burhanuddin Arafah, al. 2017. *Using Need Analysis to Develop English Teaching Materials in Initial Speaking Skills for Indonesia College Students of English*. The Turkish Online Journal of Design, Art and Communication (TOJDAC). Special Edition.

Kaharuddin, Andi and Burhanuddin, Arafah, al. 2015. *The Art of Developing Speaking as a Performance Formal Uses of Public Speaking Skills in English for Making Speeches and Oral Presentation*. Yogyakarta. Trustmedia Publishing.

Lynne Cameron, *Teaching Language to Young Learners*, (Cambridge: Cambridge University Press, 2001), p. 40

Lia, Ariyanti. 2015. "Teaching Speaking to the Tenth Grade Students of SMKN 1 Kudus Through Describe and Draw Strategy". *Thesis*. Kudus : Teaching Training and Education Faculty of Muria Kudus University.

Harmer, Jeremy, *How to teach English*, (Harlow: Pearson Education Limited, 2007), p. 129

Harmer,Jeremy*The Practice of English Language Teaching*, (London: Pearson Education Limited, 2001) Third Edition, pp 269-271

Muijs, Daniel. 2008.*Effective Teaching*. Yogyakarta.PustakaBelajar.

Marianne Celce-Murcia (ed), *Teaching English as a Second or Foreign Language*, (Boston: Heinle&Heinle, 2001), p, 103

- Nunan, David. 1991. *Language Teaching Methodology: A Textbook for Teachers*. London: Prentice-Hall International (UK) Ltd.
- Nunan, David. 2003. *Practical English Language Teaching First Edition*. Singapore: McGraw_Hill Companies.
- Nuraeni. 2014. "The Effectiveness of Information-Gap Toward Students' Speaking Skill at the Second Grade Students of MTs KhazanahKebajikanPondokCabeIlir". *Thesis*. Jakarta : Department of English Education.
- Nasir, H, S. *Improving Students' Interpersonal Conversation Competence By Utilizing Cooperative Learning Through Inside – Outside Circle (IOC) Learning Method at The Second Semester Students of PIBA Program of UIN Alauddin Makassar*. Undergraduate thesis. Universitas Islam Negeri Alauddin Makassar. 2013.
- Oxford University Press, *Oxford Learner's Pocket Dictionary*, (New York : Pindar Graphics Origination Scarborough, 1995), p. 403
- Richards C. Jack and Rodgers S. Theodore 2002. *Methodology in Language Teaching: An Anthology of Current Practice*. Cambridge. New York: Cambridge University Press.
- Richards. J.C. 2008. *Teaching Listening and Speaking From Theory to Practice*. New York USA: Cambridge University Press
- Sugiyono. 2007. *Metode Penelitian Pendidikan Pendekatan Kuantitatif Kualitatif dan R&D*. Bandung. Alfabeta.

Sugiyono.2016.*Metode Penelitian Pendidikan Pendekatan Kuantitatif Kualitatif dan R&D*. Bandung. Alfabeta.

Sukirman, 2010. “The Ability of The Fifth Semester of English Language and Literature Department at Alauddin Islam State University Makassar in Analyzing Sentence in Reading Text Using Cooperative Learning”.
Thesis. Makassar: Tarbiyah and Teaching Faculty of Alauddin University.

Sumantri, E. Improving students pronunciation by using english songs.
Undergraduate Thesis.SyarifHidayatullah State Islamic University, 2011.

Syukri, AM. Measuring the ability in debate dealing with fluency and accuracy of the third semester students of English Education Department.Undergraduate Thesis.Universitas Islam NegeriAlauddin Makassar. 2015.

Thornburry, Scott. 2005, *How to Teach Speaking*. Longman : Pearson educational limited.

APPENDICES



UNIVERSITAS ISLAM NEGERI
ALAUDDIN
M A K A S S A R

Appendices A

The row score of the students' Pre-test and Post-test in Experimental Class

No	Name	Pronunciation				Vocabulary				Grammar				Fluency			
		Pre-test		Post-test		Pre-test		Post-test		Pre-test		Post-test		Pre-test		Post-test	
		Score (X)	X_1^2	Score (X)	X_1^2	Score (X)	X_1^2	Score (X)	X_1^2	Score (X)	X_1^2	Score (X)	X_1^2	Score (X)	X_1^2	Score (X)	X_1^2
1.	Student 1	1	1	2	4	2	4	2	4	1	1	1	1	3	9	6	36
2.	Student 2	2	4	2	4	2	4	3	9	1	1	2	4	3	9	5	25
3.	Student 3	3	9	4	16	3	9	3	9	1	1	2	4	2	4	3	9
4.	Student 4	3	9	4	16	3	9	4	16	2	4	3	9	3	9	5	25
5.	Student 5	2	4	3	9	2	4	3	9	2	4	3	9	4	16	6	36
6.	Student 6	1	1	2	4	3	9	3	9	1	1	2	4	3	9	4	16
7.	Student 7	2	4	3	9	2	4	3	9	2	4	3	9	2	4	3	9
8.	Student 8	1	1	2	4	1	1	2	4	1	1	2	4	3	9	6	36
9.	Student 9	1	1	2	4	1	1	2	4	1	1	1	1	3	9	3	9
10.	Student 10	2	4	2	4	2	4	3	9	1	1	1	1	4	16	5	25
11.	Student 11	3	9	4	16	2	4	4	16	2	4	3	9	3	9	6	36
12.	Student 12	2	4	3	9	2	4	3	9	2	4	2	4	3	9	4	16
13.	Student 13	1	1	2	4	1	1	2	4	1	1	2	4	3	9	6	36
14.	Student 14	2	4	3	9	2	4	3	9	2	4	1	1	2	4	4	16
15.	Student 15	1	1	2	4	1	1	2	4	1	1	1	1	4	16	6	36
16.	Student 16	2	4	3	9	2	4	2	4	1	1	2	4	3	9	3	9
17.	Student 17	1	1	2	4	1	1	2	4	1	1	1	1	3	9	3	9
18.	Student 18	1	1	2	4	2	4	2	4	1	1	1	1	4	16	5	25
19.	Student 19	2	4	2	4	2	4	2	4	1	1	2	4	3	9	3	9
20.	Student 20	1	1	2	4	1	1	2	4	1	1	1	1	3	9	3	9
Jumlah		34	68	51	141	37	77	52	144	26	38	36	76	61	193	89	436
		1.7	3.4	2.55	7.05	1.85	3.85	2.6	7.2	1.3	1.9	1.8	3.8	3.05	9.65	4.45	21.8

*The Researcher gives a score to all of the elements of speaking but the researcher only focus in fluency

Appendices B

The row score of the students' Pre-test and Post-test in Control Class

No	Name	Pronunciation				Vocabulary				Grammar				Fluency			
		Pre-test		Post-test		Pre-test		Post-test		Pre-test		Post-test		Pre-test		Post-test	
		Score (X)	X_1^2	Score (X)	X_1^2	Score (X)	X_1^2	Score (X)	X_1^2	Score (X)	X_1^2	Score (X)	X_1^2	Score (X)	X_1^2	Score (X)	X_1^2
1.	Student 1	1	1	2	4	2	4	2	4	1	1	2	4	1	1	3	9
2.	Student 2	2	4	2	4	1	1	2	4	1	1	2	4	1	1	3	9
3.	Student 3	3	9	3	9	2	4	3	9	2	4	3	9	2	4	3	9
4.	Student 4	3	9	3	9	3	9	4	16	4	16	4	16	1	1	2	4
5.	Student 5	2	4	3	9	2	4	3	9	2	4	3	9	2	4	4	16
6.	Student 6	1	1	2	4	3	9	3	9	3	9	4	16	1	1	4	16
7.	Student 7	2	4	3	9	3	9	3	9	3	9	3	9	2	4	3	9
8.	Student 8	1	1	2	4	3	9	3	9	3	9	3	9	2	4	3	9
9.	Student 9	1	1	3	9	2	4	2	4	2	4	3	9	1	1	2	4
10.	Student 10	2	4	2	4	3	9	4	16	2	4	2	4	3	9	5	25
11.	Student 11	2	4	3	9	2	4	3	9	2	4	2	4	4	16	5	25
12.	Student 12	2	4	3	9	2	4	2	4	1	1	2	4	3	9	4	16
13.	Student 13	1	1	2	4	3	9	2	4	2	4	2	4	1	1	3	9
14.	Student 14	2	4	2	4	1	1	2	4	1	1	2	4	2	4	4	16
15.	Student 15	1	1	2	4	1	1	2	4	2	4	2	4	1	1	3	9
16.	Student 16	2	4	2	4	2	4	2	4	2	4	3	9	2	4	4	16
17.	Student 17	1	1	1	1	2	4	2	4	2	4	3	9	3	9	4	16
18.	Student 18	2	4	2	4	2	4	2	4	2	4	3	9	4	16	5	25
19.	Student 19	2	4	2	4	3	9	3	9	3	9	3	9	4	16	4	16
20.	Student 20	1	1	2	4	2	4	3	9	1	1	2	4	3	9	4	16
Jumlah		34	67	46	112	44	106	52	144	41	97	53	158	43	115	72	274
		1.7	3.3	2.3	5.6	2.2	5.3	2.6	7.2	2.05	4.85	2.65	7.9	2.3	5.7	3.6	13.7

*The researcher gives a score to all of the elements of speaking but the researcher only focus in fluency.

APPENDIX C

The Mean Score of Experimental and Control Class

A. Experimental Class

1. Pre-test

$$\bar{X}_1 = \frac{\sum X}{N}$$

$$= \frac{61}{20}$$

$$\bar{X}_1 = 3.05$$

2. Post-test

$$\bar{X}_1 = \frac{\sum X}{N}$$

$$= \frac{89}{20}$$

$$\bar{X}_1 = 4.45$$

B. Control Class

1. Pre-test

$$\bar{X}_1 = \frac{\sum X}{N}$$

$$= \frac{43}{20}$$

$$\bar{X}_1 = 2.3$$

2. Post-test

$$\bar{X}_1 = \frac{\sum X}{N}$$

$$= \frac{72}{20}$$

$$\bar{X}_1 = 3.6$$

APPENDIX D

Standard Deviation of Experimental Class and Control Class

A. Experimental Class

1. Pre-test

$$SD = \sqrt{\frac{SS1}{N-1}}$$

Where :

$$SS_1 = \sum X_1^2 - \frac{(\sum X_1)^2}{n}$$

$$= 193 - \frac{(61)^2}{20}$$

$$= 193 - \frac{3721}{20}$$

$$= 193 - 186,05$$

$$= 6,95$$

$$SD = \sqrt{\frac{SS1}{N-1}}$$

$$= \sqrt{\frac{6,95}{19}}$$

$$= \sqrt{0,36}$$

$$= 0,6$$

2. Post-test

$$SD = \sqrt{\frac{SS1}{N-1}}$$

Where :

$$SS_1 = \sum X_1^2 - \frac{(\sum X_1)^2}{n}$$

$$= 436 - \frac{(89)^2}{20}$$

$$= 436 - \frac{7921}{20}$$

$$= 436 - 396,05$$


$$= 39,95$$

$$SD = \sqrt{\frac{SS1}{N-1}}$$

$$= \sqrt{\frac{39,95}{19}}$$

$$= \sqrt{2,10}$$

$$= 1,44$$



B. Control Class

1. Pre-test

$$SD = \sqrt{\frac{SS1}{N-1}}$$

Where :

$$SS_1 = \sum X_1^2 - \frac{(\sum X_1)^2}{n}$$

$$= 115 - \frac{(43)^2}{20}$$

$$= 115 - \frac{1849}{20}$$

$$= 115 - 92.45$$

$$= 22.55$$

$$SD = \sqrt{\frac{SS1}{N-1}}$$

$$= \sqrt{\frac{22.55}{19}}$$

$$= \sqrt{1.18}$$

$$= 1.08$$

2. Pre-test

$$SD = \sqrt{\frac{SS1}{N-1}}$$

Where :

$$SS_1 = \sum X_1^2 - \frac{(\sum X_1)^2}{n}$$

$$= 274 - \frac{(72)^2}{20}$$

$$= 274 - \frac{5184}{20}$$

$$= 274 - 259.2$$


$$= 14.8$$

$$SD = \sqrt{\frac{SS1}{N-1}}$$

$$= \sqrt{\frac{14.8}{19}}$$

$$= \sqrt{0.7}$$

$$= 0.8$$



APPENDIX E

The Significant Different

$$\bar{x}_1 = 4.45$$

$$SS_1 = 1.44$$

$$\bar{x}_2 = 3.6$$

$$SS_2 = 0.8$$

1. T-test

$$t = \frac{\bar{x}_1 - \bar{x}_2}{\sqrt{\left(\frac{SS_1 + SS_2}{n_1 + n_2 - 2}\right) \left(\frac{1}{n_1} + \frac{1}{n_2}\right)}}$$

$$t = \frac{4.45 - 3.6}{\sqrt{\left(\frac{1.44 + 0.8}{20 + 20 - 2}\right) \left(\frac{1}{20} + \frac{1}{20}\right)}}$$

$$t = \frac{0.85}{\sqrt{\left(\frac{2.24}{38}\right) \left(\frac{2}{20}\right)}}$$

$$t = \frac{0.85}{\sqrt{0.05 (0,1)}}$$

$$t = \frac{0.85}{\sqrt{0.005}}$$

$$t = \frac{0.85}{0.2}$$

$$t = 4.25$$

2. T-table

For level significant (D) = 0.05

Degree of Freedom (df) = (N₁ + N₂) - 2 = 38

t-Table = 2.042

APPENDIX F

Distribution of t-Table

Df	Level of Significance for two-tailed test					
	0,5	0,2	0,1	0,05	0,02	0,01
	Level of Significance for one-tailed test					
	0,25	0,1	0	0,025	0,01	0.005
1	1.000	3.078	6.314	12.706	31,821	63.657
2	0.816	1.886	2.920	4.303	6.965	9.926
3	0.765	1.638	2.353	3.183	4.541	5.841
4	0.741	1.533	2.132	2.776	3.747	4.604
5	0.727	1.476	2.015	2.571	3.365	4.032
6	0.718	1.440	1.943	2.447	2.143	3.707
7	0.711	1.451	1.895	2.365	2.998	3.499
8	0.706	1.397	1.860	2.306	2.896	3.355
9	0.703	1.383	1.833	2.262	2.821	3.250
10	0.700	1.372	1.812	2.226	2.764	3.169
11	0.697	1.363	1.769	2.201	2.718	3.106
12	0.695	1.356	1.782	2.179	2.681	3.055
13	0.694	1.350	1.771	2.160	2.650	3.120
14	0.692	1.345	1.761	2.143	2.624	2.977
15	0.691	1.341	1.753	2.331	2.604	2.947
16	0.690	1.337	1.746	2.120	2.583	2.921
17	0.689	1.333	1.740	2.110	2.567	2.898
18	0.688	1.330	1.734	2.101	2.552	2.878
19	0.688	1.328	1.729	2.093	2.539	2.861
20	0.687	1.325	1.725	2.086	2.528	2.845
21	0.686	1.323	1.721	2.080	2.518	2.831
22	0.686	1.321	1.717	2.074	2.505	2.819
23	0.685	1.319	1.714	2.690	2.500	2.807
24	0.685	1.318	1.711	2.640	2.492	2.797
25	0.684	1.316	1.708	2.060	2.485	2.787
26	0.684	1.315	1.706	2.056	2.479	2.779
27	0.684	1.314	1.703	2.052	2.473	2.771
28	0.683	1.313	1.701	2.048	2.467	2.763
29	0.683	1.311	1.699	2.045	2.462	2.756
30	0.683	1.310	1.697	2.042	2.457	2.750
40	0.681	1.303	1.684	2.021	2.423	2.704
60	0.679	1.296	1.671	2.000	2.390	2.660
120	0.677	1.289	1.658	2.890	2.358	2.617

APPENDIX G

Lesson Plan (Experimental Class)

1st Meeting

Subject : Speaking
Class : 2nd Semester
Material : Asking and giving information
Time Allocation : 2 x 45 Minutes

A. Standard Competence

Expressing meaning in formal and sustained transactional and interpersonal in daily life context.

B. Basic Competence

Expressing meaning in very simple transactional and interpersonal conversation using oral language style accuracy and fluency in daily life context for the function of asking and giving information.

C. Indicator

1. Student are able to identify the expression of asking and giving information in a dialogue.
2. Student are able to perform the expression of asking and giving information in a dialogue.

D. Procedure

Step 1

Teacher will explain about describing and drawing picture technique and gives example.

Step 2

Teacher divides students in pairs.

Step 3

Teacher gives two different pictures about suitable with the topic. Blank sheet for drawing and one sets of drawing pencil (pencil, eraser and pencil color).

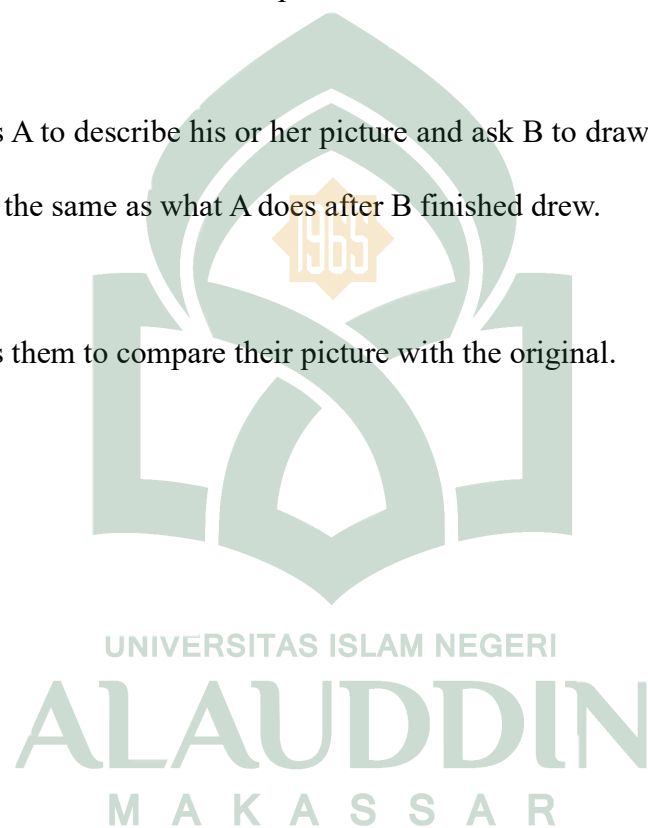
Tell them not to look each other's picture.

Step 4

Teacher asks A to describe his or her picture and ask B to draw it. Then teacher asks B to do the same as what A does after B finished drew.

Step 5

Teacher asks them to compare their picture with the original.



1st Meting

Materials

- 1) Where is used to ask question about the place / location.
 - Where do you play football ?
- 2) When is used to ask question about the time
 - When does the library open ?
- 3) What is used to ask question about a thing
 - What color is the leaf ?
- 4) Who is used to ask about people.
 - Who is the painter ?
- 5) Which is used to ask about people and things when there is a choice.
 - Which one do you prefer ?
- 6) Why is used when we want to ask about reason.
 - Why do you choose this question ?
- 7) How many is used to ask question about amount.
 - How many circle in the flower ?

Lesson Plan (Experimental Class)

2nd Meeting

Subject : Speaking
Class : 2nd Semester
Material : Preposition of Place
Time Allocation : 2 x 45 Minutes

A. Standard Competence

Expressing meaning in formal and sustained transactional and interpersonal in daily life context.

B. Basic Competence

Expressing meaning in very simple transactional and interpersonal conversation using oral language style accuracy and fluency in daily life context for the function of preposition place.

C. Indikator

1. Student are able to identify the expression of preposition of place in a dialogue.
2. Student are able to perform the expression of preposition of place in a dialogue.

D. Procedure

Step 1

Teacher will explain about describing and drawing picture technique and gives example.

Step 2

Teacher divides students in pairs.

Step 3

Teacher gives two different pictures about suitable with the topic. Blank sheet for drawing and one sets of drawing pencil (pencil, eraser and pencil color).

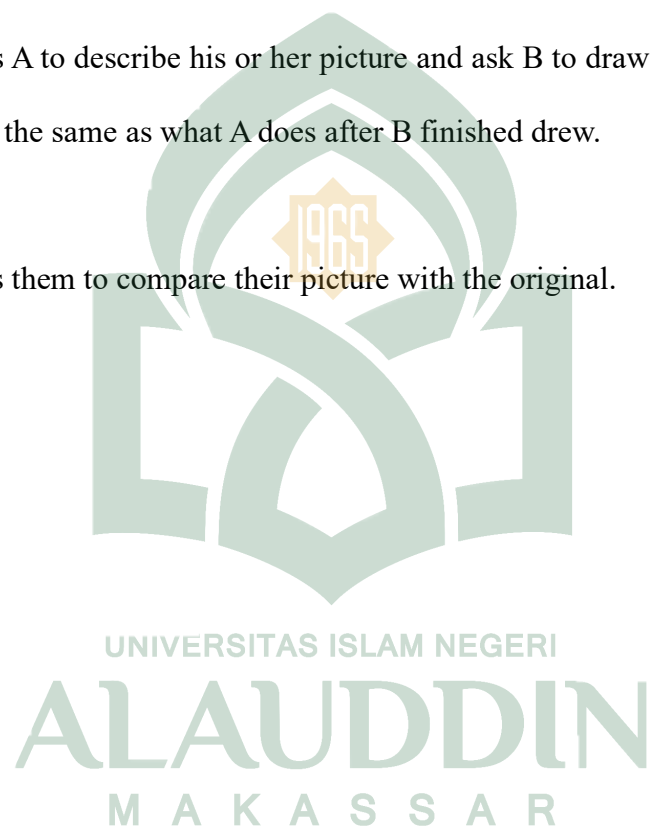
Tell them not to look each other's picture.

Step 4

Teacher asks A to describe his or her picture and ask B to draw it. Then teacher asks B to do the same as what A does after B finished drew.

Step 5

Teacher asks them to compare their picture with the original.



2nd Meting

Materials

- Near
- Behind
- Under
- Background
- Upper
- Beside
- In the lower part
- Above
- Among
- Around
- Below
- Between



UNIVERSITAS ISLAM NEGERI
ALAUDDIN
M A K A S S A R

Lesson Plan (Experimental Class)

3rd Meeting

Subject : Speaking
Class : 2nd Semester
Material : Preposition of Phrase
Time Allocation : 2 x 45 Minutes

A. Standard Competence

Expressing meaning in formal and sustained transactional and interpersonal in daily life context.

B. Basic Competence

Expressing meaning in very simple transactional and interpersonal conversation using oral language style accuracy and fluency in daily life context for the function of preposition of Phrase.

C. Indikator

1. Student are able to identify the expression of preposition of phrase in a dialogue.
2. Student are able to perform the expression of preposition of phrase in a dialogue.

D. Procedure

Step 1

Teacher will explain about describing and drawing picture technique and gives example.

Step 2

Teacher divides students in pairs.

Step 3

Teacher gives two different pictures about suitable with the topic. Blank sheet for drawing and one sets of drawing pencil (pencil, eraser and pencil color).

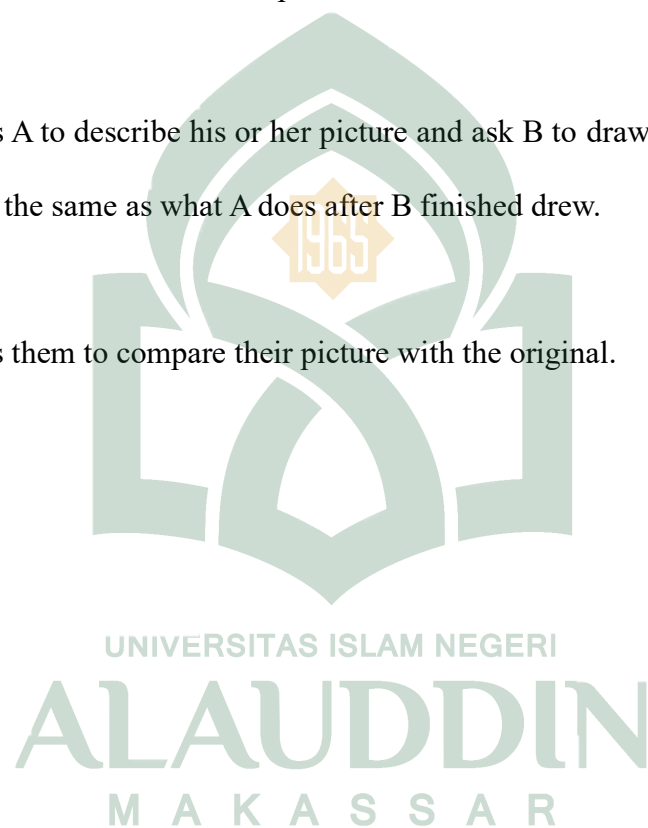
Tell them not to look each other's picture.

Step 4

Teacher asks A to describe his or her picture and ask B to draw it. Then teacher asks B to do the same as what A does after B finished drew.

Step 5


Teacher asks them to compare their picture with the original.



3rd Meting

Materials

- In the top left-hand corner
- In the top right-hand corner
- In the bottom left-hand corner
- In the bottom right-hand corner
- At the top
- Beside
- In the distance
- In the background
- In the middle
- At the bottom
- In the foreground
- On the left and right



Lesson Plan (Experimental Class)

4th Meeting

Subject : Speaking
Class : 2nd Semester
Material : Kinds of pictures
Time Allocation : 2 x 45 Minutes

A. Standard Competence

Expressing meaning in formal and sustained transactional and interpersonal in daily life context.

B. Basic Competence

Expressing meaning in very simple transactional and interpersonal conversation using oral language style accuracy and fluency in daily life context for the function of kinds of pictures.

C. Indikator

1. Student are able to identify the kinds of pictures in a dialogue.
2. Student are able to perform the kinds of pictures in a dialogue.

D. Procedure

Step 1

Teacher will explain about describing and drawing picture technique and gives example.

Step 2

Teacher divides students in pairs.

Step 3

Teacher gives two different pictures about suitable with the topic. Blank sheet for drawing and one sets of drawing pencil (pencil, eraser and pencil color).


Tell them not to look each other's picture.

Step 4

Teacher asks A to describe his or her picture and ask B to draw it. Then teacher asks B to do the same as what A does after B finished drew.

Step 5

Teacher asks them to compare their picture with the original.



4th Meting

Materials

- | | |
|--------------|----------------|
| - Picture | - Poster |
| - Image | - Illustration |
| - Painting | - Cartoon |
| - Photograph | - Drawing |
| - Portrait | - Comic |
| - Photo | - Strip |



UNIVERSITAS ISLAM NEGERI
ALAUDDIN
M A K A S S A R

Lesson Plan (Experimental Class)

5th Meeting

Subject : Speaking
Class : 2nd Semester
Material : Describing Picture
Time Allocation : 2 x 45 Minutes

A. Standard Competence

Expressing meaning in formal and sustained transactional and interpersonal in daily life context.

B. Basic Competence

Expressing meaning in very simple transactional and interpersonal conversation using oral language style accuracy and fluency in daily life context for the function of describing picture.

C. Indikator

3. Student are able to identify how to describing a picture in a dialogue.
4. Student are able to perform how to describing a picture in a dialogue.

D. Procedure

Step 1

Teacher will explain about describing and drawing picture technique and gives example.

Step 2

Teacher divides students in pairs.

Step 3

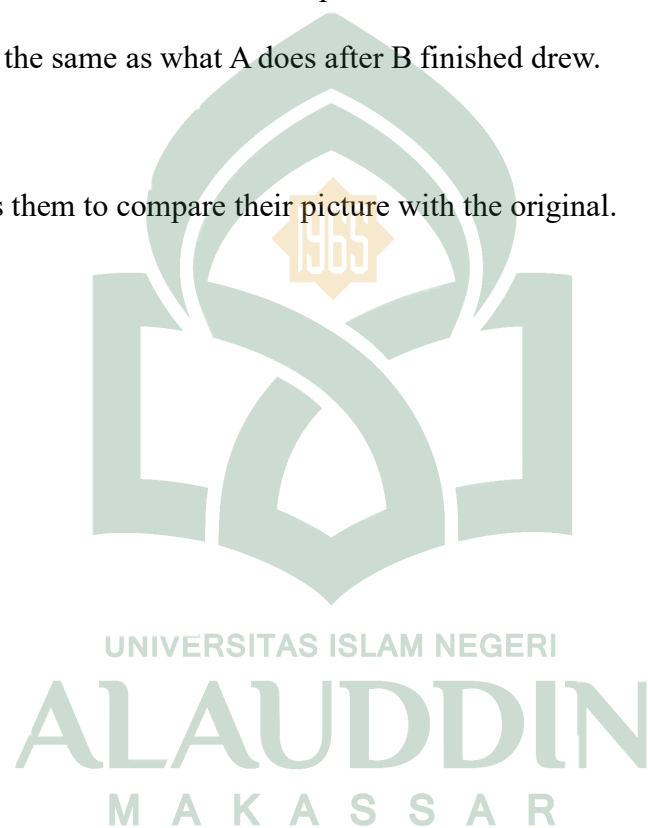
Teacher gives two different pictures about suitable with the topic. Blank sheet for drawing and one sets of drawing pencil (pencil, eraser and pencil color). Tell them not to look each other's picture.

Step 4

Teacher asks A to describe his or her picture and ask B to draw it. Then teacher asks B to do the same as what A does after B finished drew.

Step 5


Teacher asks them to compare their picture with the original.



5th Meting

Materials

- The picture was taken in/at/near.... (place)
- The scene takes in (place)
- The photo was taken in/ at/during (time)
- The picture depicts/shows/ (scene)
- The picture is about (character)
- The picture inspires the viewer to think about.... (thing)



Lesson Plan (Experimental Class)

6th Meeting

Subject : Speaking
Class : 2nd Semester
Material : Giving Opinion
Time Allocation : 2 x 45 Minutes

A. Standard Competence

Expressing meaning in formal and sustained transactional and interpersonal in daily life context.

B. Basic Competence

Expressing meaning in very simple transactional and interpersonal conversation using oral language style accuracy and fluency in daily life context for the function of giving opinion.

C. Indikator

1. Student are able to identify an expression of giving opinion in a dialogue.
2. Student are able to perform an expression of giving opinion in a dialogue.

D. Procedure

Step 1

Teacher will explain about describing and drawing picture technique and gives example.

Step 2

Teacher divides students in pairs.

Step 3

Teacher gives two different pictures about suitable with the topic. Blank sheet for drawing and one sets of drawing pencil (pencil, eraser and pencil color).

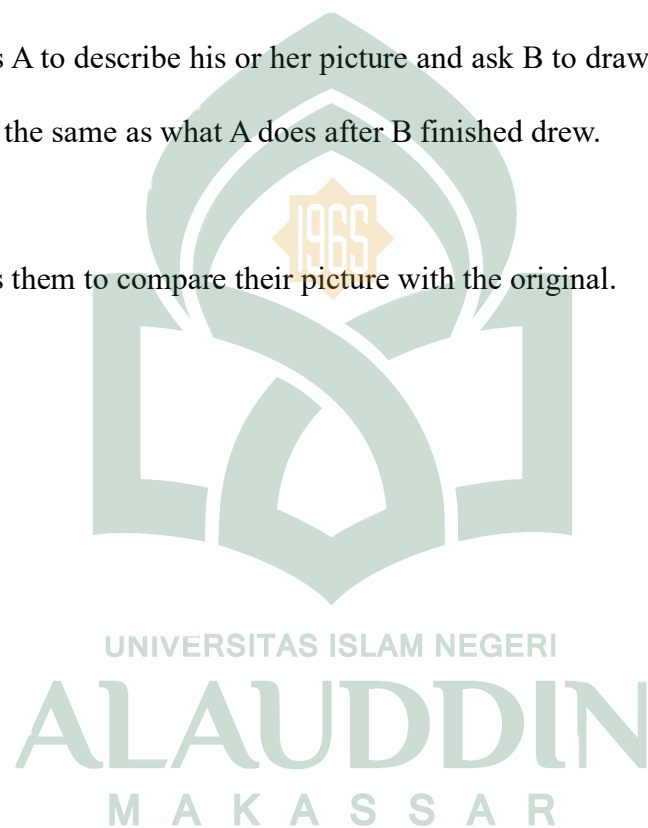
Tell them not to look each other's picture.

Step 4

Teacher asks A to describe his or her picture and ask B to draw it. Then teacher asks B to do the same as what A does after B finished drew.

Step 5

Teacher asks them to compare their picture with the original.



6th Meting

Materials

- I think this picture is quite (+adj) because
- I think this cartoon brilliantly illustrates
- I think the photographer is very talented because
- As far as I am concerned
- I personally ...
- To me

Adjectives :

- Shocking, funny, humorous, ironic, beautiful, awesome, brilliant, original, scary, flat.



Lesson Plan (Control Class)

1st Meeting

Subject	: Speaking
Class	: 2 nd Semester
Material	: My Dream
Time Allocation	: 2 x 45 Minutes

E. Standard Competence

Expressing meaning in formal and sustained transactional and interpersonal in daily life context.

F. Basic Competence

Expressing meaning in very simple transactional and interpersonal conversation using oral language style accuracy and fluency in daily life context for the function of asking and giving information.

G. Indikator

3. Student are able to perform a conversation with their partner about the suitable topic.
4. Student are able to be confidence to do a speaking practice.

H. Procedure

Step 1

Teacher will explain the suitable topic; My dream to the students.

Step 2

Teacher divides students in pairs.

Step 3

Teacher gives a direction to the student for doing a short conversation with their partner about the topic of “My Dream”.

Step 4


Teacher asks A to tell about his or her dream. Then teacher asks B to tell about his or her dream also.



1st Meting

Materials

- I hope to study in America next year.
- I hope to do something beneficial for my country
- I want to become a doctor
- I hope I will realize all my dreams
- I am hoping to finish all my work on time
- I want to be a teacher



Lesson Plan (Control Class)

2nd Meeting

Subject : Speaking
Class : 2nd Semester
Material : My Idol
Time Allocation : 2 x 45 Minutes

E. Standard Competence

Expressing meaning in formal and sustained transactional and interpersonal in daily life context.

F. Basic Competence

Expressing meaning in very simple transactional and interpersonal conversation using oral language style accuracy and fluency in daily life context for the function of preposition place.

G. Indikator

1. Student are able to perform a conversation with their partner about the suitable topic.
2. Student are able to be confidence to do a speaking practice.

H. Procedure

Step 1

Teacher will explain the suitable topic; My Idol to the students.

Step 2

Teacher divides students in pairs.

Step 3

Teacher gives a direction to the student for doing a short conversation with their partner about the topic of “My Idol”.

Step 4

Teacher asks A to tell about his or her dream. Then teacher asks B to tell about his or her dream also.



2nd Meting

Materials

Talking about my Idol

Agnez Monica is an Indonesian singer, I think all of you have known “Agnez Monica” because she is the most popular singer in Indonesia, besides as a singer, she is also a model, singing coach, and actress. She has built a reputations as the best singer in Indonesia because she has launched an oversea album in USA.



Lesson Plan (Control Class)

3rd Meeting

Subject : Speaking
Class : 2nd Semester
Material : My Hobby
Time Allocation : 2 x 45 Minutes

E. Standard Competence

Expressing meaning in formal and sustained transactional and interpersonal in daily life context.

F. Basic Competence

Expressing meaning in very simple transactional and interpersonal conversation using oral language style accuracy and fluency in daily life context for the function of preposition of Phrase.

G. Indikator

1. Student are able to perform a conversation with their partner about the suitable topic.
2. Student are able to be confidence to do a speaking practice.

H. Procedure

Step 1

Teacher will explain the suitable topic; My Hobby to the students.

Step 2

Teacher divides students in pairs.

Step 3

Teacher gives a direction to the student for doing a short conversation with their partner about the topic of “My Hobby”.

Step 4

Teacher asks A to tell about his or her dream. Then teacher asks B to tell about his or her dream also.



3rd Meting

Materials

- What is your hobby? My hobby is singing.
- What is your brother's hobby? My brother's hobby is playing football.
- What is your sister's hobby ? My sister's hobby is dancing.
- What is your mother's hobby? My mother's hobby is gardening.
- What is your father's hobby ? my father's hobby is fishing.



Lesson Plan (Control Class)

4th Meeting

Subject : Speaking
 Class : 2nd Semester
 Material : My Village
 Time Allocation : 2 x 45 Minutes

D. Standard Competence

Expressing meaning in formal and sustained transactional and interpersonal in daily life context.

E. Basic Competence

Expressing meaning in very simple transactional and interpersonal conversation using oral language style accuracy and fluency in daily life context for the function of kinds of pictures.

F. Indikator

1. Student are able to perform a conversation with their partner about the suitable topic.
2. Student are able to be confidence to do a speaking practice.

G. Procedure

Step 1

Teacher will explain the suitable topic; My Village to the students.

Step 2

Teacher divides students in pairs.

Step 3

Teacher gives a direction to the student for doing a short conversation with their partner about the topic of “My Village”.

Step 4

Teacher asks A to tell about his or her dream. Then teacher asks B to tell about his or her dream also.



4th Meting

Materials

My Village

Panumbungan is my village. It is located at north of ciamis regency. It is about 20 km from Ciamis. It is a small village but it is very clean and beautiful village.

Panumbungan is strategic location for refreshing because it is foothills of Sawal Mount. The temperature is cool and the air is free from the pollution. Because it has still many big trees.

Panumbungan is known many people because it is passed to a location, that is Panjalu Lake. It has beautiful scenery, so many local and foreign tourist come to there. Moreover, in Panumbungan there is Batungampar waterfall, you can spend your holiday to play water there.

Many people who live in Panumbungan work as farmer. They work at the farm from 6 0'clock in the morning. They plant paddy and many kinds of vegetables and fruits. Beside it, Panumbangan is known with home industry, especially broom handcraft and making the snack, its name "Deblo". Deblo is very tasty.

I am happy to stay in Panumbangan. And I am proud with my village.

Lesson Plan (Control Class)

5th Meeting

Subject : Speaking
Class : 2nd Semester
Material : My Best Experience
Time Allocation : 2 x 45 Minutes

E. Standard Competence

Expressing meaning in formal and sustained transactional and interpersonal in daily life context.

F. Basic Competence

Expressing meaning in very simple transactional and interpersonal conversation using oral language style accuracy and fluency in daily life context for the function of describing picture.

G. Indikator

1. Student are able to perform a conversation with their partner about the suitable topic.
2. Student are able to be confidence to do a speaking practice.

H. Procedure

Step 1

Teacher will explain the suitable topic; My Best Experience to the students.

Step 2

Teacher divides students in pairs.

Step 3

Teacher gives a direction to the student for doing a short conversation with their partner about the topic of “My Best Experience”.

Step 4

Teacher asks A to tell about his or her dream. Then teacher asks B to tell about his or her dream also.



5th Meeting

Materials

My best Experience to Ride Motorcycle

One day, when I was ten years old, my father bought an old motorcycle. That was “Honda 75”. I think it was small light object and easy to ride it. I persuade my father to teach me to ride it. Firstly, my father refused my request and promised that he would teach me two or three years later, but I still whimpered. Finally, my father surrendered and promised to teach me. He began to teach me riding the motorcycle around a field in my village. My father was very patient to give some direction. I was very happy when I realized my ability to ride a motorcycle.

One day later, when I was alone at home. I intended to try riding ability. So, myself tried bravely. All ran fluently in the beginning, but when I was going back to my home and I must passed through a narrow slippery street, I got nervous. I lost my control and I feel to the ditch. After that, I told my father about the last accident. I imagined my father would be angry and never let me ride again. But the reality is exactly on the contrary, my father was very proud of me. He just gave me some advices and since that accident, I got my father’s permission to ride motorcycle.

Lesson Plan (Control Class)

6th Meeting

Subject : Speaking
 Class : 2nd Semester
 Material : My Best Failure
 Time Allocation : 2 x 45 Minutes

E. Standard Competence

Expressing meaning in formal and sustained transactional and interpersonal in daily life context.

F. Basic Competence

Expressing meaning in very simple transactional and interpersonal conversation using oral language style accuracy and fluency in daily life context for the function of giving opinion.

G. Indikator

1. Student are able to perform a conversation with their partner about the suitable topic.
2. Student are able to be confidence to do a speaking practice.

H. Procedure

Step 1

Teacher will explain the suitable topic; My Best Failure to the students.

Step 2

Teacher divides students in pairs.

Step 3

Teacher gives a direction to the student for doing a short conversation with their partner about the topic of “My Best Failure”.

Step 4

Teacher asks A to tell about his or her dream. Then teacher asks B to tell about his or her dream also.



6th Meting

Material

A page from a girl's diary

It was takbiran night. It was also my birthday, and nothing happened. Or I had thought nothing would happen, but I was wrong

That night, I was watching television with my family when I heard someone lit fireworks, in my front yard. I peeped through my window glass but could see nothing. It was very dark outside. Then I thought it had to be my cousins who lit the fireworks. Then I plopped down on my sofa again and tried to concentrate on the television since my mind raced with disappointment that no one gave something special on my birthday.

I shrugged, it was almost the end of the day and I became a pessimist. Five minutes later my mobile phone beeped. It was a text from my friend asking me to come out. Wondering what was going on, I grabbed my jacket and hurried to the front door. I was surprised to see her bring a bag full of fireworks and fire drills. Next I was surprised to see my other friend come out from the darkness. She brought a beautiful birthday cake on her hand. Oh my God! I shrieked. Then they gave the cake to me who was too stunned to say anything. I realized I was blushing furiously because my whole family was watching.

A plain day, or I thought it was before, turned out to be one of the greatest moments in my life. I didn't even know how to describe what I felt. Happy was the simple word.

APPENDIX H**Instrument**

Name :

No.Reg:


Grade:

Draw:



UNIVERSITAS ISLAM NEGERI
ALAUDDIN
M A K A S S A R

Adapted from: [Student-vocabulary-journal-page1st-2nd-grade.pdf](#)



Please

describe the picture above to your partner and do not allow your partner to see your picture.



UNIVERSITAS ISLAM NEGERI

ALAUDDIN

M A K A S S A R

Please describe the picture above to your partner and do not allow your partner to see your picture.

APPENDIX I

Documentation



UNIVERSITAS ISLAM NEGERI

AUDDIN
AKASSA



UNIVERSITAS ISLAM NEGERI
ALAUDDIN
M A K A S S A R



UNIVERSITAS ISLAM
ALAUDDIN
MAKASSAR

CURRICULUM VITAE



The researcher, Nurmagfirah Mutmainna was born on September 16th 1996 in Jeneponto, the district of Jeneponto, South Sulawesi. She has two brothers and she was a daughter of the couple Ikhwan and Asmawati.

She started her education in 2002 at Elementary School 1 Jeneponto and graduated in 2008. She continued her study in Junior High School 1 Jeneponto and graduated in 2011. And then she continued her study in Senior High School 1 Jeneponto and graduated in 2014. In the same year she was accepted in English Education Department of Tarbiyah and Teaching Science Faculty of Alauddin Islamic state University of Makassar. Beside as a student in university, she was also active in intra and extra organization, namely New Generation Club and Makassar International Peace Generation.

UNIVERSITAS ISLAM NEGERI
ALAUDDIN
M A K A S S A R