


**THE IMPLEMENTATION OF PHOTOGRAPHY MEDIA IN TEACHING  
WRITING HORTATORY EXPOTITION TOWARDS THE SECOND  
GRADE STUDENTS AT SMA NEGERI 1 SOPPENG RIAJA**



**A Thesis**

*Submitted to the Tarbiyah and Teaching Science Faculty of UIN Alauddin*

*Makassar in Partial Fulfillment of the Requirements*

*For the Degree of Sarjana Pendidikan*

UNIVERSITAS ISLAM NEGERI

**ALAUDDIN**

**By:**

**HARYADINUR**

REG. NUMBER: 20400111042

**ENGLISH EDUCATION DEPARTMENT  
TARBIYAH AND TEACHING SCIENCE FACULTY  
ALAUDDIN STATE ISLAMIC UNIVERSITY OF MAKASSAR**

**2018**

## PERNYATAAN KEASLIAN SKRIPSI


Mahasiswa yang bertanda tangan di bawah ini:

Nama : Haryadinur  
NIM : 20400111042  
Tempat/Tgl.Lahir : Lapasu,07 Desember 1993  
Jur/Prodi/Konsentrasi : Pendidikan Bahasa Inggris  
Fakultas/Program : Tarbiyah dan Keguruan UIN Alauddin Makassar/ Strata I  
Alamat : Paerakkang Daya  
Judul : The Implementation of Photograph Media in  
Teaching Writing Hortatory Exposition at the  
Second grade of SMA Negeri 1 Soppeng Riaja

dengan penuh kesalaran menyatakan bahwa skripsi ini benar hasil karya penulis sendiri. Jika di kemudian hari skripsi ini terbukti merupakan duplikat, tiruan, atau dibuat orang lain secara keseluruhan atau sebagian, maka skripsi dan gelar yang diperoleh karenanya batal demi hukum

Makassar, Maret 2018

Penulis,



Haryadinur

NIM. 20400111042

## PERSETUJUAN PEMBIMBING

Pembimbing penulisan skripsi saudara, Haryadinur NIM: 20400111042, Mahasiswa Jurusan Pendidikan Bahasa Inggris pada Fakultas Tarbiyah dan Keguruan UIN Alauddin Makassar, setelah dengan seksama meneliti dan mengoreksi skripsi yang bersangkutan dengan judul "*The Implementation of Photography Media in Teaching Writing Hortatory Exposition at the Second Grade of SMA Negeri 1 Soppeng Riaja*" memandang bahwa skripsi tersebut telah memenuhi syarat-syarat ilmiah dan dapat disetujui untuk diajukan ke sidang munaqasyah.

Demikian persetujuan ini diberikan untuk proses selanjutnya.

Samata-Giowa,

2018

Pembimbing

Pembantu Pembimbing



Dr. Kamsinah, M.Pd. I  
NIP. 19680328 199603 2 002



Dr. M. Rusdi, M. Ag.  
NIP. 19661215 199403 1 006

## PENGESAHAN SKRIPSI

Skripsi yang berjudul, *"The Implementation of Photography Media in Teaching Writing Hortatory Exposition towards the Second Grade Students at SMA Negeri 1 Soppeng Riaja"*, yang disusun oleh Haryadinur, NIM: 20400111042, mahasiswa Jurusan Pendidikan Bahasa Inggris pada Fakultas Tarbiyah dan Keguruan UIN Alauddin Makassar, telah diuji dan dipertahankan dalam sidang munaqasyah yang diselenggarakan pada hari Selasa, tanggal 07 Agustus 2018 M yang bertepatan dengan tanggal 20 Dzul-Qa'idah 1439 H dan dinyatakan telah dapat diterima sebagai salah satu syarat untuk memperoleh gelar Sarjana Pendidikan (S.Pd.) pada Fakultas Tarbiyah dan Keguruan, Jurusan Pendidikan Bahasa Inggris dengan beberapa perbaikan.

Samarata – Gowa, 07 Agustus 2018 M  
20 Dzul-Qa'idah 1439 H

### DEWAN PENGUJI (SK. Dekan No. 2038 Tahun 2018)

Ketua : Dr. Kamsinah, M.Pd.I.  
Sekretaris : Dr. St. Aisyah Chalik, M.Pd.  
Munaqisy I : Dr. Sitti Nurpahmi, M.Pd.  
Munaqisy II : Dr. H. Abd. Muhsin Said, M.Ed. TESOL.  
Pembimbing I : Dr. Kamsinah, M.Pd.I.  
Pembimbing II : Dr. M. Rusdi, M.Ag.



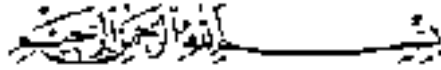
UNIVERSITAS ISLAM NEGERI  
**ALAUDDIN**  
MAKASSAR

Diketahui oleh:  
Dekan Fakultas Tarbiyah dan Keguruan  
UIN Alauddin Makassar,



Dr. H. Muhammad Amri, Lc., M.Ag.  
NIP. 19730120 200312 1 001

## ACKNOWLEDGMENT



*Alhamdulillah Rabbil Alamin*, the researcher would like to praise and express his high gratitude to Allah swt., the Almighty God, the Lord of the Universe who has been giving the blessing, health, power and inspiration and time to finish writing this thesis. Also Shalawat and salam to our prophet Muhammad saw., who has guided the human being from the darkness to the lightness.

During the writing of this thesis, the researcher realized that he received much assistance, guidance, suggestion and power from many people, and this thesis will not have been finished without their help. Therefore, the researcher would like to express the greatest thanks and appreciation to his beloved parents, **St. Radiah Rahman** and **Nuridin Tahir** who always love, motivate, educate, support, and pray for the researcher's success and also for those people, they are:

1. **Prof. Dr. H. Musafir Pababbari, M.Si** as the Rector of Alauddin State Islamic University of Makassar.
2. **Dr. Muhammad Amri Tajuddin Lc, M.Ag** as the Dean of Tarbiyah and Teaching Science Faculty of Alauddin State Islamic University of Makassar.
3. **Dr. Kamsinah, M.Pd.I.** and **Sitti Nurpahmi, S.Pd., M.Pd.** the head and secretary of English Education Department of Tarbiyah and Teaching Science Faculty of Alauddin State Islamic University of Makassar.

4. The most profound thanks to **Dr. Kamsinah, M.Pd.I.** and **Dr. M. Rusdi, M.Ag.** as the first and second consultants who guided the researcher through the process in a professional manner and encouraged for the each step of the way.
5. The researcher especially indebted goes to the Headmaster of SMA Negeri 1 Soppeng Riaja **Drs. H. Muhammad Akil, M.Pd.** and to the English teachers of the XII<sup>th</sup> grade of SMA Negeri 1 Soppeng Riaja who had given the opportunity to conduct this research. Also for the XII<sup>th</sup> grade students, the researcher would like to say many thanks for their cooperation and participation during the completion of this research.
6. The researcher's classmates in English Education Department **PBI 1 and 2** (Academic Year 2011). Thank for your friendship, togetherness and suggestion to the researcher.
7. Special thanks to the researcher's friends in **Base Camp of PBI 1 and 2** (**Dirwan Latola, Chaydir Adha Syah, A. Evyjayanti, Amiruddin, Abd. Gafur and Abu Yasid Albustami DJ**) who shared the same house and room, memories and experience during the researcher lived in Makassar. They always help and encouraged the researcher and also my only older sister **Hardiatinur**, thanks for helping and supporting me everytime.
8. The researcher's friends in **State University of Makassar 2011**. Thanks for always help and encouraged the researcher.

9. Also the researcher's friends in RUPALA. They always give support and motivation in finishing writing this thesis. Thanks for your friendship.
10. All people who help and those whom the researcher cannot mentioned one by one.

The researcher realizes that, the writing of this thesis is far from the perfectness still the simplest one. Therefore, constructive criticism and suggestions will be highly appreciated.

Finally, willingly the researcher prays, may all our/the efforts are blessed by Allah swt., and this thesis would be beneficial to everyone. Amin.

*Wassalamu Alaikum Warahmatullahi Wabarakatu.*

Makassar, 27 February 2018

The Researcher



Harvadinur  
NIM. 20400111042

UNIVERSITAS ISLAM NEGERI  
**ALAUDDIN**  
M A K A S S A R

## LIST OF CONTENT

<b>TITLE PAGE</b> .....	i
<b>PERNYATAAN KEASLIAN SKRIPSI</b> .....	ii
<b>PERSETUJUAN PEMBIMBING</b> .....	iii
<b>PENGESAHAN SKRIPSI</b> .....	iv
<b>ACKNOWLEDGEMENT</b> .....	v
<b>LIST OF CONTENT</b> .....	viii
<b>LIST OF TABLES</b> .....	xi
<b>LIST OF APPENDICES</b> .....	xii
<b>ABSTRACT</b> .....	xiii
<b>CHAPTER I INTRODUCTION</b>	
A. Background.....	1
B. Problem Statements .....	4
C. Objective of the Research .....	4
D. Significance of the Research .....	5
E. Scope of the Research .....	5
F. Operational Definition of Terms .....	6
<b>CHAPTER II REVIEW OF RELATED LITERATURE</b>	
A. Previous Related findings .....	7
B. Some Partinent Ideas .....	9
C. Theoretical Framework.....	15
D. Hypothesis .....	16
<b>CHAPTER III RESEARCH METHOD</b>	
A. Research Design .....	17
B. Research Variable .....	17
C. Population and Sample .....	18
D. Research Instrument .....	18
E. Procedure of Collecting Data .....	18
F. Technique of Data Analysis .....	19
<b>CHAPTER IV FINDING AND DISCUSSION</b>	
A. Findings .....	24
B. Discussion.....	32



<b>CHAPTER V CONCLUSION AND SUGGESTION</b>	
A. Conclusions.....	37
B. Suggestions.....	38
<b>BIBLIOGRAPHIES .....</b>	<b>39</b>
<b>APPENDICES .....</b>	<b>41</b>
<b>RESEARCHER’S CURRICULUM VITAE .....</b>	<b>132</b>



## LIST OF TABLES

Figure 1. Theoretical Framework .....	15
Table 1. The rate frequency and percentage of pre-test scores .....	24
Table 2. The rate frequency and percentage of post-test scores of both group.....	25
Table 3. The students writing score in terms of content . .....	26
Table 4. The students writing score in terms of organization.....	27
Table 5. The students writing score in terms of vocabulary.. .....	28
Table 6. The students writing score in terms of language use .....	29
Table 7. The students writing score is in terms of mechanic .....	30
Table 8. Mean score and standard deviation of the students pre-test and post-test.....	31
Table 9. Inferential analysis of the pre-test and post-test score of the students.....	32



**LIST OF APPENDICES**

Appendix 1	Research Instrument.....	41
Appendix 2	Lesson Plan .....	43
Appendix 3	Students' scores and classification of pre-test and post-test .....	72
Appendix 4	Students t-test pre-test of experimental class .....	74
Appendix 5	Attendaces List .....	75
Appendix 6	Sample of students' writing sheet .....	82
Appendix 7	Documentation .....	129
Appendix 8	Letters .....	131



UNIVERSITAS ISLAM NEGERI  
**ALAUDDIN**  
M A K A S S A R

## ABSTRACT

**Title** : **The Implementation of Photograph Media in Teaching Writing Hortatory Exposition at the Second Grade of SMA Negeri 1 Soppeng Riaja**  
**Researcher** : **Haryadinur**  
**Reg. Number** : **20400111042**  
**Consultant I** : **Dr. Kamsinah, M.Pd.I.**  
**Consultant II** : **Dr. M. Rusdi, M. Ag**

---

The main objectives of this research were (1) To know whether the Photography media is effective in Learning English specially about Hortatory Exposition or not, (2) To find out how effective the Photography Media is in learning English Hortatory Exposition. This research was conducted at SMA Negeri 1 Soppeng Riaja.

The research method was Pre-Experimental method. The instrument used to collect the data was pre-test and post-test. The population of this research was second Grade Students of SMA Negeri 1 Soppeng Riaja. The population of the research was 23 students. The technique used in sample taking was Cluster Random Sampling.

The implementation of photography media improved the writing skill of the second grade students of SMA Negeri 1 Soppeng Riaja as indicated by the result of significance analysis of the students score in pre-test and post-test. The mean score of the students post-test (70.26) is higher than the mean score of the students pre-test (57.30) and the t-test value of post-test is 0.000 which is smaller than  $(\alpha)=0.05$ . it means that the hypothesis H1 of this research was accepted. This result answered the problem statement of this research as the implementation of photography media improved students writing skill.

Based on the result of this research, it can be concluded that The Photography Media is effective in Learning English Hortatory Exposition at second grade students of SMA Negeri 1 Soppeng Riaja and there is significant difference between the students' ability about hortatory exposition before and after using The Photography Media.

## CHAPTER 1

### INTRODUCTION

#### *A. Background*

Writing as a part of the language skills must be taught optimally by the teacher to the students. Through writing the students can exchange their ideas, thoughts, and experiences. Moreover, to express their feeling, need, and desire in written form, the students need writing skills.

There are three reasons why writing must be taught to the students. First, writing reinforces the students' abilities in grammatical structures, idioms, and vocabulary that the teachers have taught. Second, when the students write, they actually take an "adventure" with language to the beyond of what they have just learned to say. Third, when the students write, they necessarily will be involved in learning new language which means that writing is the effort to express idea and the constant use eye, hand, and brain. In fact, this is the unique way of learning.

Writing can be defined in several ways. Meyers (2005: 2) states that writing is a way to produce language you do naturally when you speak. Writing is speaking to other on paper—or on a computer screen. Writing is also an action a process of discovering and organizing your ideas, putting them on a paper and reshaping and revising them. In other words, Palmer (1994:5) states that writing is recursive. It goes back and forth we plan a little, put words on paper, stop to plan when we want to say next, go back and change a sentence, or change our minds together.

Harmer (2004:b.86) states that writing is a process and that we write is often heavily influenced by constraints of genres, then these elements have to be present in learning activities. Boardman (2002: 11) states that writing is a continuous process of thinking and organizing, rethinking, and reorganizing. Writing is a powerful tool to organize overwhelming events and make them manageable. Writing is really a form of thinking using the written word.

In School Based Curriculum or *Kurikulum Tingkat Satuan Pendidikan* (2006), teaching and learning process at senior high school should be done by using Genre Based Approach. In Genre Based Approach, students learn about several kinds of texts, namely descriptive, recount procedure, narrative, report, news item, analytical exposition, hortatory exposition, spoof, explanation, discussion, and the students got difficulties in developing and arranging ideas or arguments in hortatory exposition text. It could be indicated when the students were given a topic by the teacher to write. It seemed that they got problem in develop ignore elaborating their idea as because they did not have enough knowledge and vocabulary to support their ideas about the topic. As the result, the students spent a long time to think what should be written.

The researcher has interviewed the English teacher of SMA 1 Soppeng Riaja. He assumed that the students got difficulties in developing and arranging ideas or arguments in hortatory exposition text. It could be indicated when the students are given a topic by the teacher to write. It seemed that they got problem in develop ignore elaborating their idea because they did not have enough knowledge and vocabulary to support their ideas about the topic. As

there salt, the students spend a long time to think what should be written.

Furthermore, the students also have problems in grammatical aspect. They face difficulties in constructing sentences in correct grammar. When they did them, their sentences contain many mistakes. As a result, the students are unable to write hortatory text correctly. Besides that, the students have lack of vocabulary. When they write a text, they will be stuck because they do not know the appropriate word to express or say a word in English.

Dealing with those problems, the researcher interest to provide a solution to help the students in understanding writing Hortatory exposition by applying Photography media in teaching.

The word ‘photography’ which is derived from the greek words for “light” and “writing”, was first used by Sir Jhon Herschel in 1893, the year the invention of the photographic process was made public.

As Geoffrey Batchen writes, the photograph is an image that can have “volume, opacity, tactility and a physical presence in the world”(Batchen, 1997: 2) - in essence an aura of materiality or of “the thing itself ”which emanates from the original photographic object. While present in original photographic objects and vintage prints, this quality which arises from its original material form is hard to replicate and often lost completely in photographic copies using modern materials.

By giving the visual image about a thing, the students will be able to write down a description of the photo they see. By using photograph, the

B students get ideas about the object that will be described. Moreover, the use of photograph can also motivate students in writing.

Based on the observation, the researcher found that the second grade students of SMA Negeri I Soppeng Riaja have difficulties in developing and arranging ideas or arguments in hortatory exposition text. So, the researcher concluded the titles' proposal as follows:

**The Implementation of Photography Media in Teaching  
Writing Hortatory Expotition at the Second grade of SMA Negeri 1  
Soppeng Riaja.**

***B. Problem Statement***

Based on the previous background, the research states the following problem:

Based on the researcher's interview with English teacher in SMA Negeri 1 Soppeng Riaja, it found that the students' have difficulties in developing and arranging ideas or arguments in hortatory exposition text. Based on the research problem, the research questions were formulated as follows :

Is the using of photography media effective in teaching writing Hortatory Exposition towards the second grade students at SMA Negeri 1 Soppeng Riaja ?

***C. Objective of the Research***

The objective of the Research was to find out whether or not the implementation of photography media can improve the second grade students' writing skill at SMA Negeri 1 Soppeng Riaja.



#### ***D. Significance of the Research***

The research was expected to be a reference for English teacher to develop an innovative teaching strategy that is used in classroom and also be a useful and helpful source for the teacher in teaching English and also inspire other researcher, the research is likely to have implication to improve teaching strategy carried out in the English classrooms. It might be very useful for the students to improve their writing skills.

The research also gives a new knowledge and experience to the researcher. By doing this research, the researcher has an opportunity to relearn about a new method and develop his knowledge about English..

#### ***E. Scope of the Research***

The research was expected to be a reference for English teacher to develop an innovative teaching strategy that is used in classroom and also be a useful and helpful source for the teacher in teaching English and also inspire other researcher, the research is likely to have implication to improve teaching strategy carried out in the English classrooms.

The research was focused on the implementation of Photography Media in teaching writing Hortatory Exposition at the second grade of SMAN 1 Soppeng Riaja.

### ***F. Operational Definition of Terms***

In order to clarify what variables are involved in this research, some definitions are put forwards:

- a. *Photography* is an image that can have “volume, opacity, tactility and a physical presence in the world - in essence an aura of materiality or of “the thing itself” which emanates from the original photographic object.
- b. *Writing* is a crucial means of human communication. It is used to communicate with other people in society and to express our feeling and opinions. Writing is a mean of both communication and self-expression.
- c. *Hortatory Exposition Text* is aimed at persuading listeners that something should or should not. This aim is achived throught the sub-communicative purpose such as: (1) to introduce the topic and to indicate the speaker’s position/concern, (2) to develop or support the speaker’s position or concern, (3) to present what ought or ought not to happen.

## CHAPTER II

### REVIEW OF RELATED LITERATURE

#### *A. Previous Related Findings*

##### 1. Related Studies on the Use of Photography

- a. Siti Nurjanah (2012) on her thesis “Improving Writing Skills of Tenth Grade Students of SMA 1 Prambanan by Using Picture Series in the Academic Year 2011/2012”, concluded that the use of picture series in the study is believed to be effective to improve the students’ writing skills. The students’ writing problems in this aspects of content, vocabulary, language use and organization can be reduced by implementation picture series in the teaching and learning process of writing. Implementating picture series was also efective to improve students’ motivation in the writing procces.
- b. HalimatusSa’diyah on her thesis “Improving Students Ability in Writing Descriptive Texts through a Picture Series Aided Learning Strategy”, concluded that the use of picture series succeeded in promoting the students’ positive attitude toward the learning procces. It proves that the presence of the picture series as interesting realita increased the students’ attention and seriousness in doing the writing task. The picture also enhanced the students’ participation during the learning activities. This study also proves the efficacy of using a picture series aided learning strategy to improve the students’ ability in writing text.
- c. Ruth Ganda Juliana Purba on her thesis “Improving Students Achievement in Writing Narrative Paragraph Through Pictures”, after analyzing the data, it was found that the students’ writing score increased from the first cycle to the second

cycle. It means that there was an improvement on the students' achievement on writing narrative paragraph test through picture.

Based on those previous researches above, all of them used picture as a media in teaching writing and it proved that using picture can improve students' writing skills. It means photography also can improve the students' writing skills because photography and picture have same way and aim in teaching writing.

## 2. Related Studies on Writing Skills

1. Anna Yumiko Makmur (2010) on her thesis "Improving the Student's Writing Skill in Descriptive Paragraph Through Suggestion Imagination Method at SMK Muhammadiyah 3 Makassar", concluded that the application of suggestion imagination method in teaching writing could make the students active in learning process so the application of this method is suitable especially for the improvement of the students' writing skill in terms of content, organization, grammar, vocabulary, and mechanisms.
2. Abidin (2010) on his thesis "The Use of EGRA (Experience, Generalization, Reinforcement, and Application) Technique to Improve Writing Skill", concluded that the use of EGRA technique to improve writing skill could improve the students' content in writing and there are significant improvements of the students in writing skill by EGRA.
- 3.. Vivi Alfatia on her thesis "Teaching Writing Hortatory Exposition Text To Senior High School Students by Using an Advertisement", concluded that the students' have several times to make plans to select a topic that will be written. By making plans, the students' who have low writing proficiency will be

helped. It also develops the students' own thinking to give and share their opinion or argument. By implementing this technique, the students' are motivated to participate more actively. In other words, using advertisement is a good technique to improve senior high school students' ability in writing a hortatory exposition text.

Based on those previous researchers above, Anna Yumiko Makmur, Vivi Alfatia and Abidin have the same purpose with the present research in their research that is to improve students' skill in writing text. However, the method used is different, Anna Yumiko Makmur used Suggestion Imagination method and Vivi Alfatia used an Advertisement as a media in teaching to improve students' writing skill.

## **B. Some Pertinent Ideas**

### 1. Photography

“Photography” meaning “writing with light” was perhaps never a sufficient neologism to describe the totality of the technology. Teaching with photograph shares many of the rewards of teaching with object. The chance to learn from primary sources catches students' interest, they experience the excitement of participating in detective work., and they discover that they already have the skills and knowledge to learn from these items.

Unlike objects, thought, most of the information in the photographs is gained from studying the image rather than the physical aspect of the photograph. Photographic study thus offers an excellent opportunity for learning the

challenge of accurate description. How can you put into words what you see with your eyes?

As Geoffrey Batchen writes, the photograph is an image that can have “volume, opacity, tactility and a physical presence in the world” (Batchen, 1997: 2) - in essence an aura of materiality or of “the thing itself” which emanates from the original photographic object. While present in original photographic objects and vintage prints, this quality. Working with photographs was created at the one point in time, in a particular place, of a chosen subject, by a particular photographer, for specific purpose, and using a particular technology.

## 2. Writing

Writing is a crucial means of human communication. It is used to communicate with other people in society and to express our feeling and opinions. Writing is a mean of both communication and self-expression.

Seocetek(2011),Writing is not simply a matter of putting words together, it is a recursive process, It is a process of revision and rewriting. Teaching writing means We create a pedagogy that helps students see writing as continuous process of Revising and rewriting as They invent, plan, Their draft text.

Harmer (2007:113) says that writing is a various stage (planning, drafting, editing, etc) that writers go through in a variety of sequences in order to compose written text.

English GBPP of Senior High School in Patimah (2009:7) stated that writing is a skill of language which is a kind of communication activity to

express the thought from mind to print materials.

Leo (2007:1) states that writing is a process of expressing ideas or thoughts in words should be done at our leisure.

Based on the expert above, the researcher conclude writing is an activity to express something what we have in our mind and feeling in written form.

Ismayanti (2008: 22) points out five kinds of components in writing. They are content, organization, language use, vocabulary, and mechanics.

Seocetek (2011), Writing is not simply a matter of putting words together, it is a recursive process, It is a process of revision and rewriting. Teaching writing means We create a pedagogy that helps students see writing as continuous process of revising and rewriting as they invent, plan, their draft text.

Jim A.P (2010:2: Writing skill), explains that writing skill is complex and difficult to learn. Requiring mastery is not only grammatical patterns but also the rule of writing such as high degree of organization in the development of ideas and information and also choosing the appropriate vocabularies and sentence structure to create a style which is appropriate to subject matter.

#### a. Content

The content of writing should be clear for the readers so that the readers can understand the message convey and gain information from it. In order to have a good content of writing, its content should be well unified and completed. This term is usually known as unity and completeness, which become

characteristic of good writing.

### 1) Unity

The writing regards to have good unity, if it has some main ideas and the sentences contained in it develop that idea. The main idea is stated in the topic sentences and each or every supported sentences and related to that idea of the topic sentences. If a writer wants his writing is unified, he or she should not include the sentences that do not support the main idea of the topic sentences.

### 2) Completeness

Writing is said to have completeness if the main idea have been explained and developed fully completeness. The controlling idea with develop thoroughly by these of particular information. It is relative to know how complex or general the topic sentences by having a complete writing. It is expected that the content of writing will be clear and understandable for readers.

### b. Organization

In organization of the writing concern with the ways through writer arranges and organizes the ideas in order the message in the words. There are many ways used by the writers to organize or arrange the writing this organization is mainly recognized as order.

#### 1. Coherence

Coherence means that sticking together and in coherence essay, all the idea sticks together. A coherence paragraph is each idea in supporting



sentence related to the topic sentence or the idea. One in which the ideas are put in the right order and never confused. This makes the writers through essay to follow sentence paragraph. Coherence can be thought of as how meanings and sequence of ideas relate to each other. Typical example would be general when sentences, ideas, and details fit together clearly, readers can follow along easily, and the writing is coherent. The ideas tie together smoothly and clearly. To establish the links that readers need, you can use the methods listed here. Coherence is considered as continuity between as well as within the paragraph. It is very important to arrange and link the sentences between the paragraphs to be able to make the readers follow the thought or the idea that want to be implied.

## 2. Spatial order

If the purpose of the paragraph is to tell them something looks most effective organization pattern is usually spatial, if the writers write a description of neighborhood, a room, or a holding that they want to the readers have a mental picture of what they are describing a house of building, they will probably describe the exterior and the interior of the building by moving systematically rather than haphazardly over the scene, convey the viewer of the overall plan arrangement of the scene.

### a. Language Use

Ismayanti (2002) states that language us in writing description and other forms of writing involve correct usage and point of grammar. However,

considering that there are many points of grammar, the writer would like to quote a little literature about verbs, use modifier or adjective, adverbs, and participles in the writing, a modifier may other be a phrase. A single, well-chosen- modifier is often more effective than several used together. If it is difficult to describe with over used or warn-out modifier, find more interesting synonyms, in the dictionary.

#### b. Vocabulary

Vocabulary is one of the language aspects dealing the process of writing. The writers always think about putting words into the sentences and putting the sentences into the paragraph until they can create a piece of writing.

It is clear now that we cannot write or express if we do not have vocabulary. Therefore, we cannot understand the writing passage without having a lot of vocabulary.

#### c. Mechanics UNIVERSITAS ISLAM NEGERI

The use of mechanics is due to capitalization, punctuation, and spelling appropriately. These aspects are very important, it leads the readers to understand, to recognize immediately. The use of favorable mechanic in writing will make readers easy to group the conveying ideas or the message to the written materials. Further explanations about mechanics are as follows:

##### 1) Capitalization

The use of capital letters makes our writing easier to read.

Capital letters call attention to certain special words, as well as to words that begin sentences.

## 2) Punctuation

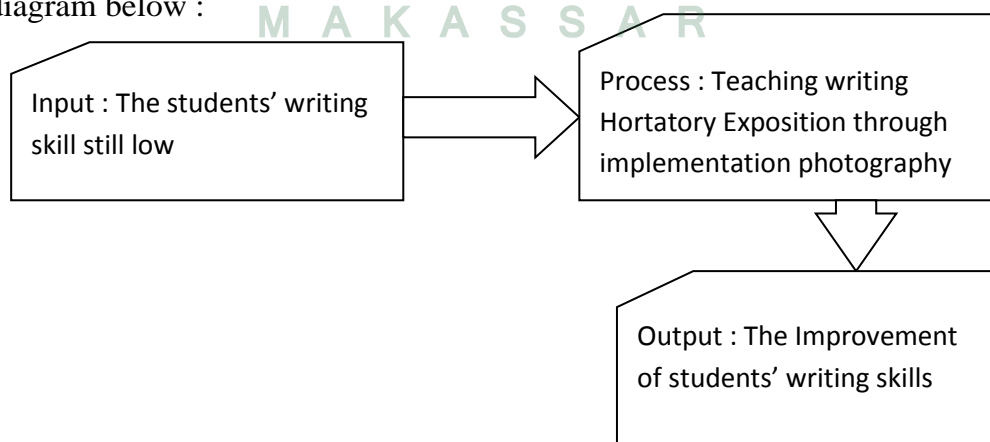
Punctuation can help the readers to identify word are taken as unmet of meaning and suggest how the units of it related to each other. The end marks are the period, the question mark, and the exclamation point.

## 3) Spelling

It is a very important rule follows in using spelling appropriately. They are suffixes edition such adding (gerund, present participle); omit becomes omitting plural formation such adding 'es' 's' changing 'y' to 'I' if the finally 'y' is preceded consonant such as 'fly' becomes 'flies', he handling of 'ie' or 'ai'.

### C. *Theoretical Framework*

The theoretical framework of this research is presented in the diagram below :



**NOTE :**

- Input : The students' writing skills specially Hortatory Exposition of the second grade students of SMA Negeri 1 Soppeng Riaja are still low
- Process : Teaching writing Hortatory Exposition through implementation photography media.
- Output : The improvement of the students writing skills after taught them by implementation Photography media.

***D. Hypothesis***

Based on the previous related findings and theoretical framework above, the researcher state the following hypothesis :

- H0 : The implementation of Photography media in teaching was not effective to improve writing skills students of the second grade students of SMA Negeri 1 Soppeng Riaja.
- H1 : The implementation of Photography media in teaching was effective to improve writing skills students of the second grade students of SMA Negeri 1 Soppeng Riaja.

## CHAPTER III

### RESEARCH METHODE

#### A. *Research Design*

This research applied pre-experimental design by using one group pre-test and post-test design. It aimed to improve students' writing skills especially Hortatory Exposition by implementation photography media in teaching at the second grade students of SMA 1 Soppeng Riaja.

According to Gay, 2002, the pre-experimental design describes as follows:



Note:

- ☞ O<sub>1</sub> =Pre-test
- ☞ X<sub>1</sub> =Treatment by implementatio of photography media in teaching
- ☞ O<sub>2</sub> =Post-test

#### B. *Research Variable*

According to Dalle (2010:24) the research variables are the object that can be observed, assessed, or examined through their own indicators and parameters. The variable of this research is the improvement of writing Hortatory Exposition skills of the second-grade students of SMA Negeri 1 Soppeng Riaja as dependent variable and implementation photography media in teaching as independent variable.

### ***C. Population and Sample***

#### **1. Population**

According to Dalle (2010:27) Population may deal with a number of individuals or groups, subjects or objects. The population in this research was the second-grade students of SMA Negeri 1 Soppeng Riaja that consists of 23 students of one class

#### **2. Sample**

The sample of this research was all students in class XI IPA 1. The technique uses in sample taking is Cluster Random Sampling. Cluster Random Sampling involves the random selection of groups that are already exist (Latief, 2014: 185).

### ***D. Research Instrument***

The research instrument in this research was pre-test and post-test. The pre-test given before the treatment to find out student's ability in writing Hortatory Exposition. Post-test given after the treatment to check their knowledge about Hortatory Exposition after applying Photography as a media in teaching. The test will consist of three themes and the students' will be asked to choose one to write hortatory exposition text.

### ***E. Procedure of Collecting Data***

The procedures of collecting data follow the steps below:

1. Firstly, the researcher came to the class to tell that he conducted a research and need the students' help and cooperation. He explained about his research and what the students need to do.
2. Second, the class did a pre-test. The researcher explained to the respondents that this test is just to know their knowledge about Hortatory Exposition and will not influence their academic grade. So the respondents need to do this test by their selves and don't need to cheat.
3. Next, the researcher gave a treatment. The researcher teaches the class using Photography Media. The treatment will be conducted in 4 times.
4. After giving the treatment, the researcher gave the last test as a post-test to class to know if the method is effective. Like the first test, the researcher explained about the test and thank the respondents for their cooperation. After collecting the data from the students, the researcher will analyze the data.

#### ***F. Technique of Data Analysis***

To measure the students' writing skills about their written essay of the second-grade students of SMA Negeri 1 Soppeng Riaja. Here are explained the detail of the explanation above with its criteria.

Analysing the collected data by using the criteria and classification of scores which was modified from Depdiknas as follows:

## a. Content

Score	Classification	Criterion
10-9	Very Good	<ul style="list-style-type: none"> <li>-The ideas are about topic selected</li> <li>-The ideas are clearly stated</li> <li>-The ideas are clearly supported</li> <li>-The ideas are comprehensible</li> </ul>
8-7	Good	<ul style="list-style-type: none"> <li>-The ideas are well developed</li> <li>-The ideas are fluently expressed</li> <li>-The ideas are about topic selected</li> <li>-The ideas are clearly stated</li> <li>The ideas are clearly supported</li> <li>-The ideas are quite comprehensible</li> <li>-The ideas are adequate comprehensible</li> </ul>
6-5	Average	<ul style="list-style-type: none"> <li>-The ideas are generally well developed</li> <li>-The ideas are about the topic selected</li> <li>-The ideas are rather clearly stated</li> <li>-The ideas get enough support</li> <li>-The ideas are quite comprehensible</li> <li>-The ideas are quite relevant</li> <li>-The ideas are generally developed</li> <li>-The ideas sufficiently expressed</li> <li>-The ideas are about the topic selected</li> </ul>
4-3	Poor	<ul style="list-style-type: none"> <li>-The ideas are not clearly stated</li> <li>-The ideas get limit to support</li> </ul>
2-1	Very Poor	<ul style="list-style-type: none"> <li>-The ideas are not quite relevant</li> <li>-The ideas are lack of developing</li> <li>-The ideas are not fluent expressed</li> </ul>

## b. Organization

Score	Classification	Criterion
10-9	Very Good	<ul style="list-style-type: none"> <li>-The ideas are well organized</li> <li>-The organization is concise</li> <li>-The ideas are coherent</li> <li>-The ideas are relevant to outline</li> <li>-The ideas are presented in logical sequencing</li> </ul>
8-7	Good	<ul style="list-style-type: none"> <li>-The ideas are adequate organized</li> <li>-The organization is quite concise</li> <li>-The ideas are adequate coherence</li> <li>-The ideas are relevant to outline</li> <li>-The ideas are sufficient sequencing</li> </ul>



6-5	Average	<ul style="list-style-type: none"> <li>-The ideas are generally organized</li> <li>-The ideas are a break out cohesion</li> <li>-The ideas are generally coherent</li> <li>-The ideas are mostly relevant to outline</li> <li>-The ideas are in same logical sequencing</li> </ul>
4-3	Poor	<ul style="list-style-type: none"> <li>-The ideas are almost loosely organized</li> <li>-The ideas are inadequate cohesion</li> <li>-The ideas are inadequate coherent</li> <li>-The ideas are confuse and disconnected</li> <li>-The ideas are lack logical sequencing</li> <li>-The ideas are not concise</li> <li>-The ideas are incoherent</li> </ul>
2-1	Very Poor	<ul style="list-style-type: none"> <li>-The ideas are not enough to evaluate</li> <li>-The ideas are not relevant to outline</li> <li>-The ideas are not presented in logical sequencing</li> </ul>

## c. Vocabulary

Score	Classification	Criterion
10-9	Very Good	-Most of the paragraphs have appropriate and effective words
8-7	Good	Some words of paragraph don't use appropriate and effective words
6-5	Average	-Half of the words of paragraphs are not effective and inappropriate
4-3	Poor	-More than a half words of paragraph are not effective
2-1	Very Poor	-Most of the words of paragraph are not effective

## d. Language Use/Grammar

Score	Classification	Criterion
10-9	Very Good	-Most of the paragraphs have correct grammar
8-7	Good	-Some grammars of paragraph are incorrect
6-5	Average	-Half of the grammars of the paragraph are incorrect
4-3	Poor	-More than a half of grammars of paragraph are incorrect

2-1	Very Poor	-Most of the grammars of paragraph are incorrect
-----	-----------	--

e. Mechanics

Score	Classification	Criterion
10-9	Very Good	-Most of the words used in paragraph have correct punctuation, capitalization, and spelling.
8-7	Good	-Some of the punctuation, capitalization, and spelling are incorrect
6-5	Average	-Half of the punctuation, capitalization, and spelling are incorrect
4-3	Poor	-More than a half of the punctuation, capitalization, and spelling are incorrect
2-1	Very Poor	-Most of the punctuation, capitalization, and spelling are incorrect

Depdiknas (2006:33)

UNIVERSITAS ISLAM NEGERI

ALAUDDIN  
M A K A S S A R

- 2 The data in this research was analyzed quantitatively. These are the steps in analyzing the data as follows:

1. Scoring

In analyzing data pre-test and post-test scores based on students' correct answer by using the formula.

$$Score = \frac{\text{students' total score}}{\text{maximal score}} \times 100$$

(Kemendikbud, 2014)

## 2. Classifying

Classifying the scores of the students' pre-test and post-test:

No.	Mastery Level	Category
1.	86-100	Very Good
2.	71-85	Good
3.	56-70	Fair
4.	41-55	Poor
5.	< 40	Very Poor

(Depdiknas, 2006)

- 3 Finding out the students' mean score, calculating the standard deviation and t-test by using SPSS.
- 4 Finding out significant difference between pre-test and post-test by using SPSS .

## CHAPTER IV

### FINDINGS AND DISCUSSION

This chapter deals with the findings of the research and the discussion of the research findings.

#### *A. Findings*

The finding presented here deals with the result of students' writing skill improvement in learning through photography media. The data were collected through writing test in pre-test and post-test which involved 23 students. The test consisted of three topics which the students had to choose one of them to make an essay.

#### **1. The Classification of Students' Pretest and Post-test Scores**

This classification, the researcher presents the frequency and the percentage of students' pretest and posttest in. They are presented in the table:

**Table 1**  
UNIVERSITAS ISLAM NEGERI  
**ALAUDDIN**  
M A K A S S A R

**The Rate Frequency and Percentage of Pre-test Scores**

No	Classification	Range	PRE-TEST	
			Frequency	%
1	Very good	86-100	0	0
2	Good	71-85	1	4.3
3	Fair	56-70	15	65.2
4	Poor	41-55	7	30.4
5	Very Poor	≤ 40	0	0
	<b>TOTAL</b>		<b>23</b>	<b>100</b>

Table 1 show that the pretest score of experimental group, there was no student gained very good score , 1 student (4.3%) gained good score, 15 students (65.2%) gained fair score, 7 students (30.4%) gained poor score, and there was no students gained very poor score.

**Table 2**  
**The Rate Frequency and Percentage of Post-test Scores of Both of Groups.**

No	Classification	Range	POST-TEST	
			Frequency	%
1	Very good	86-100	0	0
2	Good	71-85	12	52.1
3	Fair	56-70	11	47.8
4	Poor	41-55	0	0
5	Very Poor	≤ 40	0	0
<b>TOTAL</b>			<b>23</b>	<b>100</b>

Table 2 showed that the post-test score of experimental group. There was an improvement of the students' score of experimental groups. The experimental group shows significance improvement after the students were taught by using Photography Media. There was no students got very good score, poor score and very poor score. There were 12 students (52.1%) got good score an there were 11 students (47.8%) got fair score

## **2. Scoring Classification of The Students' Pre-test and Post-test Based on Five Component Scales of Writing.**

**Table 3**  
**The Students' Writing Score in Terms of Content**

Score	Classification	Pre-Test		Post-Test	
		F	%	F	%
86-100	Very Good	0	0	2	8.70
71-85	Good	1	4.35	8	34.78
56-70	Fair	12	52.17	12	52.17
41-55	Poor	10	43.47	1	4.35
<40	Very Poor	0	0	0	0
Total		23	100	23	100

Table 3 shows the classification about the content scores of writing component, in pre-test it can be seen that there were no students got very good and very poor score, 1 (4.35%) students got good score, 12 (52.17 %) students got fair score and 10 students (43.47%) got poor score.

In post-test, there were only 2 student (8.70%) got very good score, 8 students (34.78%) got good score, 12 students (52.17%) got fair score, there was 1 student (4.35%) got poor score and there was no student got very poor score.

The number of student who gained fair score was higher than other score in pre-test. However, the result improved in post-test where 12 students got fair score, 8 students got good score, 2 students got very good score, there was 1 student got poor score and there was no student got and very poor score. It means that, there was improvement of students writing in terms of content.

**Table 4****The Students' Writing Score in Terms of Organization.**

Score	Classification	Pre-Test		Post-Test	
		F	%	F	%
86-100	Very Good	0	0	1	4.35
71-85	Good	1	4.35	6	26.09
56-70	Fair	8	34.78	15	65.22
41-55	Poor	10	43.48	1	4.35
<40	Very Poor	2	8.70	0	0
Total		23	100	23	100

Table 4 shows the students' writing score in terms of organization. In the pre-test, there was no student got very good score, there were 2 students (8.70%) got very poor score, there was 1 student (4.35%) got good score, 8 students (34.78%) got fair score and 10 students (43.48%) got poor score.

The post-test shows that there was 1 student (4.35%) got very good score, 1 student (4.35%) got poor score, there was no student got very poor score, 6 students (26.09%) got good score, and 15 students (65.22%) got fair score.

In terms of organization, the number of student who got poor score was higher than the other score in pre-test. While in posttest, there was still 1 student got poor score. It decreases from 10 students in pre-test to 1 student. There were 6 students got good score and there was 1 student got very good score, 15 students got fair score, and there were no more students got very poor score in post-test.

**Table 5**  
**The Students' Writing Score in Terms of Vocabulary**

Score	Classification	Pre-Test		Post-Test	
		F	%	F	%
86-100	Very Good	0	0	0	0
71-85	Good	4	17.39	11	47.83
56-70	Fair	15	65.22	12	52.17
41-55	Poor	3	13.04	0	0
<40	Very Poor	1	4.35	0	0
Total		23	100	23	100

Table 5 shows the students' writing score in terms of vocabulary. The pre-test shows that there was no student gained very good score, 4 students (17.39%) got good score, 15 students (65.22%) got fair score, 3 students (13.04) got poor score, and there was 1 student (4.35%) got very poor.

The post-test shows that there were no students got very good, poor, and very poor score, 11 students (47.83%) got good score, and 12 students (52.17%) got fair score.

The number of student who gained fair score was higher than the other score in pre-test. In post-test, the higher score also was fair score and there was no student gained very good, poor and very poor score. It means that, there was also improvement of students writing in terms of vocabulary.



**Table 6****The Students' Writing Score in Terms of Language Use**

Score	Classification	Pre-Test		Post-Test	
		F	%	F	%
86-100	Very Good	0	0	0	0
71-85	Good	0	0	5	21.74
56-70	Fair	15	65.22	16	69.57
41-55	Poor	6	26.09	2	8.70
<40	Very Poor	2	8.70	0	0
Total		23	100	23	100

Table 6 shows the students' writing score in terms of language use. The pre-test shows that there were no students got very good and good score. There were 15 students (65.22%) got fair score, 6 students (26.09) got poor score, and 2 students (8.70%) got very poor.

The post-test shows that there were no students got very good, and very poor score, 5 students (21.74%) got good score, and 16 students (69.57%) got fair score, and there were 2 students (8.70%) got poor score.

In terms of language use, the number of student who got fair score was higher than the other score in pre-test and there were 2 students got very poor score. In post-test, the higher score was fair score, there were 5 students got good score, there were 2 students got poor score, and no more students got very poor score. It means that, even though there was no student got very good score, there was still an improvement in students' writing in terms of language use.

**Table 7**  
**The Students' Writing Score in Terms of Mechanic**

Score	Classification	Pre-Test		Post-Test	
		F	%	F	%
86-100	Very Good	0	0	0	0
71-85	Good	1	4.35	3	13.04
56-70	Fair	10	43.48	19	82.61
41-55	Poor	13	56.52	1	4.35
<40	Very Poor	0	0	0	0
Total		23	100	23	100

Table 7 shows the students' writing score is in terms of mechanic. The pre-test shows that there was no student got very good score, 1 student (4.35%) got good score, 10 students (43.48%) got fair score, 13 students (56.52%) got poor score and there was no student gained very poor score.

The post-test shows that there was no student got very good score, 3 students (13.04%) got good score, 19 students (82.61%) got fair score, there was 1 student (4.35%) got poor score and there was no student got very poor score.

The number of student who got poor score was higher than the other score in pre-test and there was 1 student got good score. In post-test, the higher score is students who got fair score and there was no student got very good score. The number of student who got fair and good score was increase in post-test. It

means that there was also an improvement of students' writing in terms of mechanic.

### 3. Mean and Standard Deviation

The mean score and standard deviation of experimental is presented in the following table:

**Table 8**  
**Mean Score and Standard Deviation of the Students' Pre-test and Post-test**

Group	Pre-test		Post-test	
	Mean score	Standard deviation	Mean score	Standard deviation
Experimental	57.30	8.562	70.26	5.825

Table 8 shows the difference of mean score and standard deviation between pre-test and post-test. We can see the superiority of the improvement in experimental group which were taught using Photography Media.

The mean score of the students' pre-test was 57.30 and the standard deviation of their pre-test was 8.562. In post-test, the mean score was improved 70.26 and the standard deviation was 5.825.

### 4. Inferential Analysis

This analysis deals with the detail explanation of the statistics on the correlation and the significant difference between pre-test and post-test.

**Table 9**  
**Inferential Analysis of the Pre-test and Post-test Score of the Students**

Paired Samples Test									
		Paired Differences					t	df	Sig. (2-tailed)
		Mean	Std. Deviation	Std. Error Mean	95% Confidence Interval of the Difference				
					Lower	Upper			
Pair 1	Pre-test - post-test	-12.957	9.163	1.911	-16.919	-8.994	-6.782	22	.000

The table 9 above shows that the t-test value was 0.000 at the level of significance ( $\alpha$ ) = 0.05 and degree freedom (Df) = 22. Since the t-test value is smaller than ( $\alpha$ ) = 0.05,  $H_0$  was rejected and  $H_1$  was accepted if t value <  $\alpha$ . It means that there is a significant between the pre-test dan post-test mean score of the student writing.

So, the implementation of photography media method improves students' writing skills.

### **B. Discussion**

In this research, the description of the data collected through writing test as explained in the previous section shows that students writing skill on hortatory text was increased. It was supported by the score of frequency and rate percentage of the students result on pre-test and post-test. Students score of the pre-test and post-test after presenting materials by using photography media in teaching

writing hortatory text was better than before the treatments were given to the students.

The result of the research showed that the implementation of photography media in teaching hortatory text can improve the students writing skill, it was supported by the mean score. The mean score of pre-test was 57.30 and post-test was 70.26. It means that there was a significance improvement when teaching writing hortatory by using photography media.

The result of students writing in terms of five components of writing also shows improvement. The five components are content, organization, vocabulary, language use, and mechanic. All of the writing components were improved in post-test, and the most significant improvement is in the students content. The result of post-test shows that there were no more students got very poor score in terms of content. Most of the students make hortatory text based on it's the topic and they can write well, so the reader can understand the hortatory text.

Based on the analysis of T-test, there was significant difference in writing skill between pre-test and post-test. The score from hypothesis testing was smaller than 0.05 which was  $0.000 < 0.05$ . It means the alternative hypothesis (H1) of this research is accepted because the implementation of photography media improves the students writing skills.

In the five components of writing studied in this research, the students score in pre-test and post-test showed difference. The difference can be seen in the students score classification of five components of writing. In terms of content.

There was improvement in post-test. In pre-test, the content of the students writing were not long enough to read. The students only write one or two paragraphs and sometimes the content of the students writing was not clear. In post-test, the students writing was getting better, the ideas was organized well and based on the organization of hortatory exposition text, the pre-test showed better result in term of organization that post-test.

In term vocabulary, in pre-test, the students sometimes chose wrong vocabulary to explain one thing especially for students in pre-test. However, the whole students writing skill can be understood. In the post-test, the students vocabulary was better than pre-test as the students use effective and appropriate words. In terms of language use, most of students were confused what tenses they should use in writing. So, they just write what they know. In the result, half of the paragraph used incorrect grammar even all of them. In post-test, the students grammar in writing was appropriate with the topic.

In terms of mechanics in pre-test, most of the students made mistakes in spelling for example “funttion” that supposed to be function or “pleace” that should be “place”. The students also used capitalization incorrectly. In post-test there were only a few mistakes.

From the analysis before, the implementation of photography media had improved the students writing skill in term of content and organization.

The implementation of photography makes the students can write based on what they saw and got on the picture. The implementation photography media in

SMAN 1Soppeng Riaja in teaching writing is support the theory that stated by Batchen (1997) about photography. He stated that working with photographs was created at the one point in time, in particular place of a chosen subject, by a particular photographer, for specific purpose, and using a particular technology. Photographic study thus offers and excellent opportunity for learning the challenge of accurate description. How can you put into words what you see with your eyes.

The result of this research is in line with the previous researches result. It supported the previous research that conducted by Siti Nurjanah (2012) on her thesis “Improving Writing Skill of Tenth Grade of SMA 1 Prambanan by Using Picture Series in the Academic Year 2011/2012”. Concluded that use of picture series in the study is believed to be effective to improve the students writing skill. The other previous research that supported this research is Halimatus Sa’diyah on her thesis “ Improving Students Ability in Writing Descriptive Text Through A Picture Series Aided Learning Strategy”. Concluded the use of picture series succeeded in promoting the students positive attitude toward the learning process. The researcher conclude that using photography media can improve the imagination of the students to write a hortatory text. They can write down what they can get from the photography. It is very helpful for the students to improve their writing skill. That’s way why the photography media is a good method to teach students about writing.

On the other hand, the implementation of photography media in teaching writing, the researcher faced some obstacles that make the treatment did not run as

planned before. The problems deal with time management and students interested in writing.

The first obstacle was the students time management. In the first treatment, the researcher took a time for explain the materials, because it is a new material for the students. The first treatment ran out of time, so the students had to finish their writing essay during the break rime. In the next treatment, the researcher tried to manage the time.

The second obstacle was the students bored in the writing activity. The students felt bored to do some activities that they had done before. As a solution, the researcher did ice breaking to make students on fire in learning, such us sing a song together. Then, after gave them that ice breaking, the student felt so good and focused in learning process.

Beside of the obstacles, the process of this research ran well during conducted the research at second grade students of SMA Negeri 1 Soppeng Riaja. The researcher got full support from the teachers. The English teacher also gave an advice to face the students in the classroom and help the researcher to overcome some obstacles when conducted the treatment.



## CHAPTER V

### CONCLUSION AND SUGGESTION

This chapter consist of conclusion and suggestion of the research based on the findings and discussion in the previous chapter.

#### **A. Conclusion**

The implementation of photography media improved the writing skill of the second grade students at SMA Negeri 1 Soppeng Riaja as indicated by the result of significance analysis of the students score in pre-test and post-test. The mean score of the students post-test (70.26) is higher than the mean score of the students pre-test (57.30) and the t-test value of post-test is 0.000 which is smaller than  $(\alpha)=0.05$ . it means that the hypothesis H1 of this research was accepted. This result answered the problem statement of this research as the implementation of photography media improved students writing skill.

#### **B. Suggestions**

Based on the conclusion above, the researcher would like to give some suggestions as follows:

1. It is recommended for the teacher to use photography media to improve the students writing skills in hortatory exposition text in teaching writing process because the students are taught to think what they can write based on the topic and photograph. Beside that, the students can interest to write when they see some picture.
2. It is recommended to the other researcher to use this research as a reference to complete the project in similar problem of the study.

## BIBLIOGRAPHY

- Arikunto, S. *Prosedur Penelitian*. Jakarta: Rineka Cipta. 2010.
- Archives & Social Studies: A Journal of Interdisciplinary Research Vol. 1, no. 0 (March 2007)
- Abidin, S.E. (2010). *The Use of EGRA (Experience, Generalization, Reinforcement, and Application) Technique to Improve Writing Skill* (Unpublished Thesis). UNISMUH, Makassar.
- Andini, M. (2015). *Hortatory Text*. Retrieved on May, 15, 2015 from <https://coffeedict.wordpress.com/page/2/>.
- Byrne, D. (1993). *Teaching Writing Skill*. London: Longman Group UK. Retrieved from <http://www.academia.edu/5542884/49860749-Byrne-Teaching-Writing-Skills>.
- Depdiknas.(2006). *Kurikulum Berbasis Kompetensi; Bahasa Inggris* (pp.33). Jakarta :Departemen Pendidikan Nasional.
- Gay, L.R.(2006). *Educational Research*. New York: Prentice Hill, Inc.
- Hartono, R. (2005). *Genre Based Writing*. Semarang:Unnes.
- Hayani, R. R. (2012). *Hortatory Exposition*. Retrieved on March, 14, 2015 from <http://rimaardianto.blogspot.com/2012/12/hortatory-exposition.html>.
- Harmer, Jeremy. *How to Teach Writing*. New York: Longman Boardman, Cynthia. A. 2002. *Writing to Communicate (Paragraph and Essay)*. New York: Longman. 2014.
- Jim. A.P. (2010). *Writing skill in second language*. (pp.2). Retrieved on February, 13, 2015 from <http://digilib.ump.ac.id/files/disk1/4/jhptump-a-anggitfir-194-2-chapter-i.pdf>.
- Kementrian Pendidikan dan Kebudayaan. *Kurikulum 2013 Untuk Sekolah Menengah Pertama/Madrasah Tsanawiyah*. 2013.
- Kemendikbud. (2014). *Bahasa Inggris: buku guru*. Jakarta: Kementerian Pendidikan dan Kebudayaan.
- Larsen-Freeman, Diane. *Technique and Principal in Language Teaching*. New York: Oxfodr University Psress. 2000.

- Latief, Mohammad Adnan. *Research Methods on Language Learning an Introduction*. Malang: UM Press. 2014
- Meyers, Allan. *Gate ways to Academic Writing: Effective Sentences Paragraph and Essay*. New York: Longman. 2005
- Palmer, Barbara. C. *Developing Cultural Literacy through the Writing Process*. USA: Longwood Professional Book. 1994
- Richards, Jack C. Theodore S. Rodgers. *Approaches and Methods in Language Teaching*. USA: Cambridge University Press. 1999
- Sieber, Ellen. Sarah Htcher. *Teaching with Object and Photographs*, Mather Museum of World Culturals. Indian University.
- Seocetek. (2011). *How to Teach Writing Skill*. Retrieved from <http://smp3lembang.blogspot.com/2011/03/how-to-teach-writing-skill-in-junior.html>.



**RESEARCH INSTRUMENT****Post Test****Name** :**Class** :**Day/Date** :

---

Choose one of the topics below and then make a Hortatory Exposition paragraph by using your own words!

1. Bullying at School.
2. Criminal case ( Begal )
3. Corruption



## Pre Test

**Name** :

**Class** :

**Day/Date** :

---

Choose one of the topics below and then make a Hortatory Exposition paragraph by using your own words!

1. Social Media
2. Global Warming
3. Demonstration



## Rencana Pelaksanaan Pembelajaran

- Satuan : SMA NEGERI 1 SOPPENG RIAJA
- Mata Pelajaran : Bahasa Inggris
- Kelas/Semester : XI/ Ganjil
- Jenis Text : Hortatory Exposition
- Aspek/Skill : Writing
- Alokasi Waktu : 2 x 45 menit
- Standar Kompetensi : Mengungkapkan makna dalam teks fungsional pendek dan esei berbentuk narrative, spoof dan hortatory exposition dalam konteks kehidupan sehari-hari.
- Kompetensi Dasar : Mengungkap-kan makna dan langkah retorika dalam esei dengan menggunakan ragam bahasa tulis secara akurat, lancar dan berterima dalam konteks kehidupan sehari-hari dalam teks berbentuk: narrative, spoof, dan hortatory exposition.
- Indikator :
1. Menulis teks berbentuk hortatory exposition
  2. Mengidentifikasi struktur hortatory exposition
  3. Menggunakan tata bahasa, kosa kata, tanda baca, ejaan, dan tata tulis secara akurat dan sopan
- Tujuan Pembelajaran : Pada akhir pembelajaran siswa dapat menulis, mengidentifikasi struktur dan menggunakan tata bahasa, kosa kata, ejaan, dan tata tulis secara akurat dan sopan dalam penulisan hortatory exposition text.
- Materi Pembelajaran : Hortatory Exposition Text
- Materi Pembelajaran Pertemuan ke-1:

### THE BEST PLACE ON HOLIDAY

Indonesian has many places that can become the best place for vacation. Every people has feel holiday with their family. There are many places they can visit when they are going for holiday. One of them Buttu Kabobong Mountain. Buttu Kabobong Mountain is one of the best places on holiday. It is located in South Sulawesi province Enrekang and can be reached with other people from any countries.

Buttu Kabobong Mountain is a beautiful places and fulfill with the green trees and grass in around mountain. It is one of the objects that make many people curious about it. So that, almost every month many people going to Buttu Kabobong Mountain is one of the

places as the best place on holiday they choose to enjoy it with their family. Every people who visit the mountain can enjoy the view of the mountain because it is very fresh and cool. View of the mountain make people happy, comfortable, and can become love each other with their family. On the other hand, people can stay in environment Buttu Kabobong Mountain to see the panoramic sunset and sunrise as they complement of their vacation with their family. After people felt anything in that mountain, it can be financed as the best places for holiday with their family or their friends.

So that, most of people who never visited Buttu Kabobong Mountain, you have to be hurry going to that mountain to feel the panoramic sunset and sunrise, then can be seen the good view of that mountain. Buttu Kabobong Mountain can become as the best place on holiday when you ever felt situation in Buttu Kabobong Mountain. Then, you will be interested for coming back again to feel the panoramic sunrise and sunset, then can see the best view in that mountain and has some another advantages from the environment of the mountain

Model dan Metode Pembelajaran

Model Pembelajaran : Group

Metode Pembelajaran : Using Photography Media

Sumber / Media Pembelajaran :

Sumber : Buku Look Ahead 2 An English Course for Grade XI Senior High School

Script modeling text yang diambil dari  
<http://blogspot.com/2010/02/contoh-hortatory-text-sample-should-not.html>.

Media : Text Hortatory Exposition

Proses Belajar Mengajar

#### A. Kegiatan Pendahuluan

Kegiatan Pendahuluan	Waktu
Greetings	2 menit
Checking for Attendance List	3 menit
Tanya jawab tentang pelajaran sebelumnya	3 menit

#### B. Kegiatan Inti

Kegiatan Inti	Waktu
a. Menjelaskan tentang STAD, discovery learning and hortatory exposition text (definition, structure, generic and language feature).	21 menit

b. Membagi siswa dalam beberapa kelompok sekitar 4 atau 5 siswa	5 menit
c. Siswa menulis essay hortatory exposition text berdasarkan pengalaman siswa	40 menit
d. Guru evaluate and discuss most common mistakes in every group	10 menit

### C. Kegiatan Penutup

Kegiatan Penutup	Waktu
a. Guru menanyakan kesulitan siswa selama dalam proses menulis	3 menit
b. Guru memberitahukan kegiatan yang akan dilakukan untuk pertemuan selanjutnya	3 menit

### Penilaian

1. Teknik penilaian : Tes Tulisan
2. Bentuk Instrumen : Membuat Hortatory Exposition Text
3. Instrumen : Choose one of the topics below and Write it by using your own words (minimum 100-250 words)!
4. Pedoman Penskoran :

No.	Code Name	Writing Component					Writing Score	Cat. Level
		C	O	V	LU	M		
1.	AFD	2	2	2	2	2	20	<b>VERY POOR</b>
2.	EAZ	6	5	6	7	5	58	<b>FAIR</b>
3.	RDR	6	5	6	6	6	58	<b>FAIR</b>
4.	ARA	7	7	7	6	5	64	<b>FAIR</b>

### Keterangan :

- a. Content

Score	Classification	Criterion
10-9	Very Good	-The ideas are about topic selected -The ideas are clearly stated -The ideas are clearly supported -The ideas are comprehensible
8-7	Good	-The ideas are well developed -The ideas are fluently expressed -The ideas are about topic selected -The ideas are clearly stated



		<ul style="list-style-type: none"> <li>The ideas are clearly supported</li> <li>-The ideas are quite comprehensible</li> <li>-The ideas are adequate comprehensible</li> </ul>
6-5	Average	<ul style="list-style-type: none"> <li>-The ideas are generally well developed</li> <li>-The ideas are about the topic selected</li> <li>-The ideas are rather clearly stated</li> <li>-The ideas get enough support</li> <li>-The ideas are quite comprehensible</li> <li>-The ideas are quite relevant</li> <li>-The ideas are generally developed</li> <li>-The ideas sufficiently expressed</li> <li>-The ideas are about the topic selected</li> </ul>
4-3	Poor	<ul style="list-style-type: none"> <li>-The ideas are not clearly stated</li> <li>-The ideas get limit to support</li> </ul>
2-1	Very Poor	<ul style="list-style-type: none"> <li>-The ideas are not quite relevant</li> <li>-The ideas are lack of developing</li> <li>-The ideas are not fluent expressed</li> </ul>

b. Organization

Score	Classification	Criterion
10-9	Very Good	<ul style="list-style-type: none"> <li>-The ideas are well organized</li> <li>-The organization is concise</li> <li>-The ideas are coherent</li> <li>-The ideas are relevant to outline</li> <li>-The ideas are presented in logical sequencing</li> </ul>
8-7	Good	<ul style="list-style-type: none"> <li>-The ideas are adequate organized</li> <li>-The organization is quite concise</li> <li>-The ideas are adequate coherence</li> <li>-The ideas are relevant to outline</li> <li>-The ideas are sufficient sequencing</li> </ul>
6-5	Average	<ul style="list-style-type: none"> <li>-The ideas are generally organized</li> <li>-The ideas are a break out cohesion</li> <li>-The ideas are generally coherent</li> <li>-The ideas are mostly relevant to outline</li> <li>-The ideas are in same logical sequencing</li> </ul>
4-3	Poor	<ul style="list-style-type: none"> <li>-The ideas are almost loosely organized</li> <li>-The ideas are inadequate cohesion</li> <li>-The ideas are inadequate coherent</li> <li>-The ideas are confuse and disconnected</li> <li>-The ideas are lack logical sequencing</li> <li>-The ideas are not concise</li> <li>-The ideas are incoherent</li> </ul>

2-1	Very Poor	-The ideas are not enough to evaluate -The ideas are not relevant to outline -The ideas are not presented in logical sequencing
-----	-----------	---

## c. Vocabulary

Score	Classification	Criterion
10-9	Very Good	-Most of the paragraphs have appropriate and effective words
8-7	Good	Some words of paragraph don't use appropriate and effective words
6-5	Average	-Half of the words of paragraphs are not effective and inappropriate
4-3	Poor	-More than a half words of paragraph are not effective
2-1	Very Poor	-Most of the words of paragraph are not effective

## d. Language Use/Grammar

Score	Classification	Criterion
10-9	Very Good	-Most of the paragraphs have correct grammar
8-7	Good	-Some grammars of paragraph are incorrect
6-5	Average	-Half of the grammars of the paragraph are incorrect
4-3	Poor	-More than a half of grammars of paragraph are incorrect
2-1	Very Poor	-Most of the grammars of paragraph are incorrect

## e. Mechanics

Score	Classification	Criterion
10-9	Very Good	-Most of the words used in paragraph have correct punctuation, capitalization, and spelling.

8-7	Good	-Some of the punctuation, capitalization, and spelling are incorrect
6-5	Average	-Half of the punctuation, capitalization, and spelling are incorrect
4-3	Poor	-More than a half of the punctuation, capitalization, and spelling are incorrect
2-1	Very Poor	-Most of the punctuation, capitalization, and spelling are incorrect

**Depdiknas (2006:33)**

Mengetahui :

Barru, April 2016

Guru Mata Pelajaran

Researcher

NIP.

Haryadinur

NIM : 20400111042

UNIVERSITAS ISLAM NEGERI  
**ALAUDDIN**  
 M A K A S S A R

## Rencana Pelaksanaan Pembelajaran

Satuan : SMA NEGERI 1 SOPPENG RIAJA

Mata Pelajaran : Bahasa Inggris

Kelas/Semester : XI/ Ganjil

Jenis Text : Hortatory Exposition

Aspek/Skill : Writing

Alokasi Waktu : 2 x 45 menit

Standar Kompetensi : Mengungkapkan makna dalam teks fungsional pendek dan esei berbentuk narrative, spoof dan hortatory exposition dalam konteks kehidupan sehari-hari .

Kompetensi Dasar : Mengungkap-kan makna dan langkah retorika dalam esei dengan menggunakan ragam bahasa tulis secara akurat, lancar dan berterima dalam konteks kehidupan sehari-hari dalam teks berbentuk: narrative, spoof, dan hortatory exposition.

Indikator :

1. Menulis teks berbentuk hortatory exposition text
2. Mengidentifikasi struktur hortatory exposition text
3. Menggunakan tata bahasa, kosa kata, tanda baca, ejaan, dan tata tulis secara akurat dan sopan.

Tujuan Pembelajaran : Pada akhir pembelajaran siswa dapat menulis, mengidentifikasi struktur dan menggunakan tata bahasa, kosa kata, ejaan, dan tata tulis secara akurat dan sopan dalam penulisan hortatory exposition text.

Materi Pembelajaran : Hortatory Exposition text

Materi Pembelajaran Pertemuan ke-2:

### A Campaign of the Importance of Reading

Reading habit is poor among Indonesians because most people haven't realized the importance of reading. Reading is important to transform knowledge and technology. By reading, one knows the world. He or she will understand what he doesn't see by himself or herself. The lines of the paragraphs in an article contain pieces of knowledge. The knowledge is needed to improve the quality of human's life. Technology transformation from other country can only be done by reading a lot various sources of literature. Valuable books in libraries and bookstores mean nothing if they are not read.

Realizing the importance of reading will make someone motivated to read. When we know that something is very important because it can give us valuable information, we will try to get or do the thing. For example, a businessman who always follows latest information

or news, will know what to do in his/ her business. He will make a good decision to make a transaction. Most people in all developed countries have realized the importance of reading and they have good reading habits. In bus and train stations, vehicles, waiting rooms, parks, people like reading. They enjoy reading which gives them valuable knowledge and inspiration.

A good understanding toward the importance of reading can be achieved by well organized and effective campaign. To plant an understanding in a generation's minds is not an easy job. It needs a hard work from all components of the nation, especially the government. A serious campaign which is organized by the central and local government can help common people wake up and stand to face the real competition. The campaign can be done through various kinds of mass media such as TV, radio, booklets, bulletins, newspapers, magazines. It can also be conducted by teachers, parents and all people who care.

Therefore, a nation-wide effective campaign of the importance of reading by all components of the nation should be done, facilitated by the government, to face the tighter competition. The world has forced globalization. Those people with little knowledge will be left behind. To speed up the better change in this country, a good reading habit is really important.

Model dan Metode Pembelajaran

Model Pembelajaran : Group

Metode Pembelajaran : Using Photography Media

Sumber / Media Pembelajaran :

Sumber : Buku Look Ahead 2 An English Course for Grade XI Senior High School

Script modeling text yang diambil dari  
<http://blogspot.com/2010/02/contoh-hortatory-text-sample-should-not.html>.

Media : Text Hortatory Exposition

Proses Belajar Mengajar

#### A. Kegiatan Pendahuluan

Kegiatan Pendahuluan	Waktu
Greetings	2 menit
Checking for Attendance List	3 menit
Tanya jawab tentang pelajaran sebelumnya	5 Menit

#### B. Kegiatan Inti

Kegiatan Inti	Waktu
a. Guru memberikan quiz kepada siswa secara individu. Model quiz tersebut yaitu strip story dan siswa menulis tentang korupsi dengan kata-kata sendiri.	24 menit

b. Siswa menyelesaikan quiz tersebut secara individu	24 menit
c. Guru menyuruh siswa menyelesaikan quiz di depan kelas	10 menit
d. Guru memberikan score terhadap siswa yang tercepat menyelesaikan quiz dan menambahkannya ke dalam nilai kelompok	5 menit
e. Guru mengakumulasikan score siswa dan mengumumkan score tertinggi untuk mendapatkan hadiah	10 Menit

### C. Kegiatan Penutup

Kegiatan Penutup	Waktu
a. Guru menanyakan kesulitan siswa selama dalam proses menulis	3 Menit
b. Guru memberitahukan kegiatan yang akan dilakukan untuk pertemuan selanjutnya	3 menit

### Penilaian

1. Teknik penilaian : Tes Tulisan
2. Bentuk Instrumen : Membuat Hortatory Exposition text
3. Instrumen : Write the topic by using your own words (minimum 100-250 words) and arrange the strip story correctly!
4. Pedoman Penskoran :

No.	Code Name	Writing Component					Writing Score	Cat. Level
		C	O	V	LU	M		
1.	AFD	2	2	2	2	2	20	<b>VERY POOR</b>
2.	EAZ	6	5	6	7	5	58	<b>FAIR</b>
3.	RDR	6	5	6	6	6	58	<b>FAIR</b>
4.	ARA	7	7	7	6	5	64	<b>FAIR</b>

### Keterangan :

- a. Content

Score	Classification	Criterion
10-9	Very Good	-The ideas are about topic selected -The ideas are clearly stated -The ideas are clearly supported -The ideas are comprehensible

8-7	Good	<ul style="list-style-type: none"> <li>-The ideas are well developed</li> <li>-The ideas are fluently expressed</li> <li>-The ideas are about topic selected</li> <li>-The ideas are clearly stated</li> <li>The ideas are clearly supported</li> <li>-The ideas are quite comprehensible</li> <li>-The ideas are adequate comprehensible</li> </ul>
6-5	Average	<ul style="list-style-type: none"> <li>-The ideas are generally well developed</li> <li>-The ideas are about the topic selected</li> <li>-The ideas are rather clearly stated</li> <li>-The ideas get enough support</li> <li>-The ideas are quite comprehensible</li> <li>-The ideas are quite relevant</li> <li>-The ideas are generally developed</li> <li>-The ideas sufficiently expressed</li> <li>-The ideas are about the topic selected</li> </ul>
4-3	Poor	<ul style="list-style-type: none"> <li>-The ideas are not clearly stated</li> <li>-The ideas get limit to support</li> </ul>
2-1	Very Poor	<ul style="list-style-type: none"> <li>-The ideas are not quite relevant</li> <li>-The ideas are lack of developing</li> <li>-The ideas are not fluent expressed</li> </ul>

b. Organization

Score	Classification	Criterion
10-9	Very Good	<ul style="list-style-type: none"> <li>-The ideas are well organized</li> <li>-The organization is concise</li> <li>-The ideas are coherent</li> <li>-The ideas are relevant to outline</li> <li>-The ideas are presented in logical sequencing</li> </ul>
8-7	Good	<ul style="list-style-type: none"> <li>-The ideas are adequate organized</li> <li>-The organization is quite concise</li> <li>-The ideas are adequate coherence</li> <li>-The ideas are relevant to outline</li> <li>-The ideas are sufficient sequencing</li> </ul>
6-5	Average	<ul style="list-style-type: none"> <li>-The ideas are generally organized</li> <li>-The ideas are a break out cohesion</li> <li>-The ideas are generally coherent</li> <li>-The ideas are mostly relevant to outline</li> <li>-The ideas are in same logical sequencing</li> </ul>
4-3	Poor	<ul style="list-style-type: none"> <li>-The ideas are almost loosely organized</li> <li>-The ideas are inadequate cohesion</li> <li>-The ideas are inadequate coherent</li> <li>-The ideas are confuse and disconnected</li> <li>-The ideas are lack logical sequencing</li> </ul>

		-The ideas are not concise -The ideas are incoherent
2-1	Very Poor	-The ideas are not enough to evaluate -The ideas are not relevant to outline -The ideas are not presented in logical sequencing

## c. Vocabulary

Score	Classification	Criterion
10-9	Very Good	-Most of the paragraphs have appropriate and effective words
8-7	Good	Some words of paragraph don't use appropriate and effective words
6-5	Average	-Half of the words of paragraphs are not effective and inappropriate
4-3	Poor	-More than a half words of paragraph are not effective
2-1	Very Poor	-Most of the words of paragraph are not effective

## d. Language Use/Grammar

Score	Classification	Criterion
10-9	Very Good	-Most of the paragraphs have correct grammar
8-7	Good	-Some grammars of paragraph are incorrect
6-5	Average	-Half of the grammars of the paragraph are incorrect
4-3	Poor	-More than a half of grammars of paragraph are incorrect
2-1	Very Poor	-Most of the grammars of paragraph are incorrect

## e. Mechanics

Score	Classification	Criterion
10-9	Very Good	-Most of the words used in paragraph have correct punctuation, capitalization, and spelling.



8-7	Good	-Some of the punctuation, capitalization, and spelling are incorrect
6-5	Average	-Half of the punctuation, capitalization, and spelling are incorrect
4-3	Poor	-More than a half of the punctuation, capitalization, and spelling are incorrect
2-1	Very Poor	-Most of the punctuation, capitalization, and spelling are incorrect

**Depdiknas (2006:33)**

Mengetahui,

Barru, April 2016

Guru Mata Pelajaran

Researcher

NIP.

Haryadinur

NIM : 20400111042



## Rencana Pelaksanaan Pembelajaran

- Satuan : SMA NEGERI 1 SOPPENG RIAJA
- Mata Pelajaran : Bahasa Inggris
- Kelas/Semester : XI/ Ganjil
- Jenis Text : Hortatory Exposition
- Aspek/Skill : Writing
- Alokasi Waktu : 2 x 45 menit
- Standar Kompetensi : Mengungkapkan makna dalam teks fungsional pendek dan esei berbentuk narrative, spoof dan hortatory exposition dalam konteks kehidupan sehari-hari.
- Kompetensi Dasar : Mengungkap-kan makna dan langkah retorika dalam esei dengan menggunakan ragam bahasa tulis secara akurat, lancar dan berterima dalam konteks kehidupan sehari-hari dalam teks berbentuk: narrative, spoof, dan hortatory exposition.
- Indikator :
4. Menulis teks berbentuk hortatory exposition
  5. Mengidentifikasi struktur hortatory exposition
  6. Menggunakan tata bahasa, kosa kata, tanda baca, ejaan, dan tata tulis secara akurat dan sopan
- Tujuan Pembelajaran : Pada akhir pembelajaran siswa dapat menulis, mengidentifikasi struktur dan menggunakan tata bahasa, kosa kata, ejaan, dan tata tulis secara akurat dan sopan dalam penulisan hortatory exposition text.
- Materi Pembelajaran : Hortatory Exposition Text

Materi Pembelajaran Pertemuan ke-3:

### Internet for students

Nowadays, in modern era, I think internet is very important for students. As we all know internet has many function for supporting our life. They are, first, it gives us various information, news, knowledge etc. Students can search anything or something from internet. Take for example, they search about education, entertainment, knowledge etc that is in the world.

Second, they can add their friends in all countries in the world by internet. Chatting, e-mail, facebook, twitter, interpals are some examples of internet facility to have many friends. Besides, they can share, communicate, discuss and so on.

From my arguments above, as student, we should use internet facility well to get knowledge, friends, information etc.

Model dan Metode Pembelajaran

Model Pembelajaran : Group

Metode Pembelajaran : Using Photogrpahy Media

Sumber / Media Pembelajaran :

Sumber : Buku Look Ahead 2 An English Course for Grade XI Senior High School

Script modeling text yang diambil dari <http://blogspot.com/2010/02/ccontoh-hortatory-text-sample-should-not.html>.

Media : Text Hortatory Exposition

Proses Belajar Mengajar

A. Kegiatan Pendahuluan

Kegiatan Pendahuluan	Waktu
Greetings	2 menit
Checking for Attendance List	3 menit
Tanya jawab tentang pelajaran sebelumnya	3 Menit

B. Kegiatan Inti

Kegiatan Inti	Waktu
a. Menjelaskan tentang STAD, discovery learning and hortatory exposition text (definition, structure, generic and language feature).	21 menit
b. Membagi siswa dalam beberapa kelompok sekitar 4 atau 5 siswa	4 Menit
c. Siswa menulis essay hortatory exposition text berdasarkan pengalaman siswa	40 Menit
d. Guru evaluate and discuss most common mistakes in every group	10 menit

## C. Kegiatan Penutup

Kegiatan Penutup	Waktu
a. Guru menanyakan kesulitan siswa selama dalam proses menulis	3 menit
b. Guru memberitahukan kegiatan yang akan dilakukan untuk pertemuan selanjutnya	3 menit

## Penilaian

1. Teknik penilaian : Tes Tulisan
2. Bentuk Instrumen : Membuat Hortatory Exposition Text
3. Instrumen : Choose one of the topics below and Write it by using your own words (minimum 100-250 words)!
4. Pedoman Penskoran :

No.	Code Name	Writing Component					Writing Score	Cat. Level
		C	O	V	LU	M		
1.	AFD	2	2	2	2	2	20	<b>VERY POOR</b>
2.	EAZ	6	5	6	7	5	58	<b>FAIR</b>
3.	RDR	6	5	6	6	6	58	<b>FAIR</b>
4.	ARA	7	7	7	6	5	64	<b>FAIR</b>

## Keterangan :

- a. Content

Score	Classification	Criterion
10-9	Very Good	<ul style="list-style-type: none"> <li>-The ideas are about topic selected</li> <li>-The ideas are clearly stated</li> <li>-The ideas are clearly supported</li> <li>-The ideas are comprehensible</li> </ul>
8-7	Good	<ul style="list-style-type: none"> <li>-The ideas are well developed</li> <li>-The ideas are fluently expressed</li> <li>-The ideas are about topic selected</li> <li>-The ideas are clearly stated</li> <li>The ideas are clearly supported</li> <li>-The ideas are quite comprehensible</li> <li>-The ideas are adequate comprehensible</li> </ul>
6-5	Average	<ul style="list-style-type: none"> <li>-The ideas are generally well developed</li> <li>-The ideas are about the topic selected</li> <li>-The ideas are rather clearly stated</li> <li>-The ideas get enough support</li> <li>-The ideas are quite comprehensible</li> <li>-The ideas are quite relevant</li> <li>-The ideas are generally developed</li> </ul>

		-The ideas sufficiently expressed -The ideas are about the topic selected
4-3	Poor	-The ideas are not clearly stated -The ideas get limit to support
2-1	Very Poor	-The ideas are not quite relevant -The ideas are lack of developing -The ideas are not fluent expressed

b. Organization

Score	Classification	Criterion
10-9	Very Good	-The ideas are well organized -The organization is concise -The ideas are coherent -The ideas are relevant to outline -The ideas are presented in logical sequencing
8-7	Good	-The ideas are adequate organized -The organization is quite concise -The ideas are adequate coherence -The ideas are relevant to outline -The ideas are sufficient sequencing
6-5	Average	-The ideas are generally organized -The ideas are a break out cohesion -The ideas are generally coherent -The ideas are mostly relevant to outline -The ideas are in same logical sequencing
4-3	Poor	-The ideas are almost loosely organized -The ideas are inadequate cohesion -The ideas are inadequate coherent -The ideas are confuse and disconnected -The ideas are lack logical sequencing -The ideas are not concise -The ideas are incoherent
2-1	Very Poor	-The ideas are not enough to evaluate -The ideas are not relevant to outline -The ideas are not presented in logical sequencing

c. Vocabulary

Score	Classification	Criterion
10-9	Very Good	-Most of the paragraphs have appropriate and effective words
8-7	Good	Some words of paragraph don't use appropriate and effective words
6-5	Average	-Half of the words of paragraphs are not effective and inappropriate
4-3	Poor	-More than a half words of paragraph are

		not effective
2-1	Very Poor	-Most of the words of paragraph are not effective

## d. Language Use/Grammar

Score	Classification	Criterion
10-9	Very Good	-Most of the paragraphs have correct grammar
8-7	Good	-Some grammars of paragraph are incorrect
6-5	Average	-Half of the grammars of the paragraph are incorrect
4-3	Poor	-More than a half of grammars of paragraph are incorrect
2-1	Very Poor	-Most of the grammars of paragraph are incorrect

## e. Mechanics

Score	Classification	Criterion
10-9	Very Good	-Most of the words used in paragraph have correct punctuation, capitalization, and spelling.
8-7	Good	-Some of the punctuation, capitalization, and spelling are incorrect
6-5	Average	-Half of the punctuation, capitalization, and spelling are incorrect
4-3	Poor	-More than a half of the punctuation, capitalization, and spelling are incorrect
2-1	Very Poor	-Most of the punctuation, capitalization, and spelling are incorrect

Depdiknas (2006:33)

Mengetahui :

Barru, April 2016

Guru Mata Pelajaran

Researcher

NIP.

Haryadinur

NIM : 20400111042

## Rencana Pelaksanaan Pembelajaran

- Satuan : SMA NEGERI 1 SOPPENG RIAJA
- Mata Pelajaran : Bahasa Inggris
- Kelas/Semester : XI/ Ganjil
- Jenis Text : Hortatory Exposition
- Aspek/Skill : Writing
- Alokasi Waktu : 2 x 45 menit
- Standar Kompetensi : Mengungkapkan makna dalam teks fungsional pendek dan esei berbentuk narrative, spoof dan hortatory exposition dalam konteks kehidupan sehari-hari .
- Kompetensi Dasar : Mengungkap-kan makna dan langkah retorika dalam esei dengan menggunakan ragam bahasa tulis secara akurat, lancar dan berterima dalam konteks kehidupan sehari-hari dalam teks berbentuk: narrative, spoof, dan hortatory exposition.
- Indikator :
4. Menulis teks berbentuk hortatory exposition text
  5. Mengidentifikasi struktur hortatory exposition text
  6. Menggunakan tata bahasa, kosa kata, tanda baca, ejaan, dan tata tulis secara akurat dan sopan.
- Tujuan Pembelajaran : Pada akhir pembelajaran siswa dapat menulis, mengidentifikasi struktur dan menggunakan tata bahasa, kosa kata, ejaan, dan tata tulis secara akurat dan sopan dalam penulisan hortatory exposition text.
- Materi Pembelajaran : Hortatory Exposition text
- Materi Pembelajaran Pertemuan ke-4:

### CORRUPTION

Do you know what the meaning of corruption is? What is the relation between money and corruption? Well, corruption is common everywhere in the world, even in the United States. It's just a matter of intensity. However, it is quite shocking when one reliable survey claims Jakarta as the most corrupt place in Indonesia.

The survey has made me sad, actually, because I stay and earn a living here in the capital. As most people know, Tanjung Priok port smuggling is not a new thing at all. Entrepreneurs who want to minimize their tax payments tend to do such a thing more often.

They even bribe the officials. I think the measures taken so far to overcome the problem by punishing the corruptors is still not far enough. We have to prevent the younger generations from getting a bad mentality caused by corruption.

I believe we should start at the earliest stages in school and I think everyone should be involved in the effort to eradicate corruption. We must not make any distinction.

Model dan Metode Pembelajaran

Model Pembelajaran : Group

Metode Pembelajaran : Using Photography Media

Sumber / Media Pembelajaran :

Sumber : Buku Look Ahead 2 An English Course for Grade XI Senior High School

Script modeling text yang diambil dari  
<http://blogspot.com/2010/02/contoh-hortatory-text-sample-should-not.html>.

Media : Text Hortatory Exposition

Proses Belajar Mengajar

#### A. Kegiatan Pendahuluan

Kegiatan Pendahuluan	Waktu
Greetings	2 menit
Checking for Attendance List	3 menit
Tanya jawab tentang pelajaran sebelumnya	22 Menit

#### B. Kegiatan Inti

Kegiatan Inti	Waktu
a. Guru memberikan quiz kepada siswa secara individu. Model quiz tersebut yaitu strip story dan siswa menulis tentang korupsi dengan kata-kata sendiri.	25 menit
b. Siswa menyelesaikan quiz tersebut secara individu	24 menit
c. Guru menyuruh siswa menyelesaikan quiz di depan kelas	10 menit
d. Guru memberikan score terhadap siswa yang tercepat menyelesaikan quiz dan menambahkannya ke dalam nilai kelompok	5 menit
e. Guru mengakumulasikan score	11 Menit



siswa dan mengumumkan score tertinggi untuk mendapatkan hadiah	
--	--

### C. Kegiatan Penutup

Kegiatan Penutup	Waktu
a. Guru menanyakan kesulitan siswa selama dalam proses menulis	4 Menit
b. Guru memberitahukan kegiatan yang akan dilakukan untuk pertemuan selanjutnya	3 menit

### Penilaian

1. Teknik penilaian : Tes Tulisan
2. Bentuk Instrumen : Membuat Hortatory Exposition text
3. Instrumen : Write the topic by using your own words (minimum 100-250 words) and arrange the strip story correctly!
4. Pedoman Penskoran :

No.	Code Name	Writing Component					Writing Score	Cat. Level
		C	O	V	LU	M		
1.	AFD	2	2	2	2	2	20	<b>VERY POOR</b>
2.	EAZ	6	5	6	7	5	58	<b>FAIR</b>
3.	RDR	6	5	6	6	6	58	<b>FAIR</b>
4.	ARA	7	7	7	6	5	64	<b>FAIR</b>

### Keterangan :

- a. Content

Score	Classification	Criterion
10-9	Very Good	-The ideas are about topic selected -The ideas are clearly stated -The ideas are clearly supported -The ideas are comprehensible
8-7	Good	-The ideas are well developed -The ideas are fluently expressed -The ideas are about topic selected -The ideas are clearly stated The ideas are clearly supported -The ideas are quite comprehensible -The ideas are adequate comprehensible
6-5	Average	-The ideas are generally well developed -The ideas are about the topic selected -The ideas are rather clearly stated -The ideas get enough support -The ideas are quite comprehensible

		<ul style="list-style-type: none"> <li>-The ideas are quite relevant</li> <li>-The ideas are generally developed</li> <li>-The ideas sufficiently expressed</li> <li>-The ideas are about the topic selected</li> </ul>
4-3	Poor	<ul style="list-style-type: none"> <li>-The ideas are not clearly stated</li> <li>-The ideas get limit to support</li> </ul>
2-1	Very Poor	<ul style="list-style-type: none"> <li>-The ideas are not quite relevant</li> <li>-The ideas are lack of developing</li> <li>-The ideas are not fluent expressed</li> </ul>

b. Organization

Score	Classification	Criterion
10-9	Very Good	<ul style="list-style-type: none"> <li>-The ideas are well organized</li> <li>-The organization is concise</li> <li>-The ideas are coherent</li> <li>-The ideas are relevant to outline</li> <li>-The ideas are presented in logical sequencing</li> </ul>
8-7	Good	<ul style="list-style-type: none"> <li>-The ideas are adequate organized</li> <li>-The organization is quite concise</li> <li>-The ideas are adequate coherence</li> <li>-The ideas are relevant to outline</li> <li>-The ideas are sufficient sequencing</li> </ul>
6-5	Average	<ul style="list-style-type: none"> <li>-The ideas are generally organized</li> <li>-The ideas are a break out cohesion</li> <li>-The ideas are generally coherent</li> <li>-The ideas are mostly relevant to outline</li> <li>-The ideas are in same logical sequencing</li> </ul>
4-3	Poor	<ul style="list-style-type: none"> <li>-The ideas are almost loosely organized</li> <li>-The ideas are inadequate cohesion</li> <li>-The ideas are inadequate coherent</li> <li>-The ideas are confuse and disconnected</li> <li>-The ideas are lack logical sequencing</li> <li>-The ideas are not concise</li> <li>-The ideas are incoherent</li> </ul>
2-1	Very Poor	<ul style="list-style-type: none"> <li>-The ideas are not enough to evaluate</li> <li>-The ideas are not relevant to outline</li> <li>-The ideas are not presented in logical sequencing</li> </ul>

c. Vocabulary

Score	Classification	Criterion
10-9	Very Good	-Most of the paragraphs have appropriate and effective words
8-7	Good	Some words of paragraph don't use appropriate and effective words
6-5	Average	-Half of the words of paragraphs are not

		effective and inappropriate
4-3	Poor	-More than a half words of paragraph are not effective
2-1	Very Poor	-Most of the words of paragraph are not effective

d. Language Use/Grammar

Score	Classification	Criterion
10-9	Very Good	-Most of the paragraphs have correct grammar
8-7	Good	-Some grammars of paragraph are incorrect
6-5	Average	-Half of the grammars of the paragraph are incorrect
4-3	Poor	-More than a half of grammars of paragraph are incorrect
2-1	Very Poor	-Most of the grammars of paragraph are incorrect

e. Mechanics

Score	Classification	Criterion
10-9	Very Good	-Most of the words used in paragraph have correct punctuation, capitalization, and spelling.
8-7	Good	-Some of the punctuation, capitalization, and spelling are incorrect
6-5	Average	-Half of the punctuation, capitalization, and spelling are incorrect
4-3	Poor	-More than a half of the punctuation, capitalization, and spelling are incorrect
2-1	Very Poor	-Most of the punctuation, capitalization, and spelling are incorrect

Depdiknas (2006:33)

Mengetahui;

Barru, April 2016

Guru Mata Pelajaran

Researcher

NIP.

Haryadinur

NIM : 20400111042

## Rencana Pelaksanaan Pembelajaran

Satuan : SMA NEGERI 1 SOPPENG RIAJA

Mata Pelajaran : Bahasa Inggris

Kelas/Semester : XI/ Ganjil

Jenis Text : Hortatory Exposition

Aspek/Skill : Writing

Alokasi Waktu : 2 x 45 menit

Standar Kompetensi : Mengungkapkan makna dalam teks fungsional pendek dan esei berbentuk narrative, spoof dan hortatory exposition dalam konteks kehidupan sehari-hari .Mengungkap-kan makna dan langkah retorika dalam esei dengan menggunakan ragam bahasa tulis secara akurat, lancar dan berterima dalam konteks kehidupan sehari-hari dalam teks berbentuk: narrative, spoof, dan hortatory exposition.

Kompetensi Dasar : Mengungkap-kan makna dan langkah retorika dalam esei dengan menggunakan ragam bahasa tulis secara akurat, lancar dan berterima dalam konteks kehidupan sehari-hari dalam teks berbentuk: narrative, spoof, dan hortatory exposition.

Indikator :

1. Menulis teks berbentuk hortatory exposition text
2. Mengidentifikasi struktur hortatory exposition text
3. Menggunakan tata bahasa, kosa kata, tanda baca, ejaan, dan tata tulis secara akurat dan sopan.

Tujuan Pembelajaran : Pada akhir pembelajaran siswa dapat menulis, mengidentifikasi struktur dan menggunakan tata bahasa, kosa kata, ejaan, dan tata tulis secara akurat dan sopan dalam penulisan hortatory exposition text.

Materi Pembelajaran : Hortatory Exposition text

Materi Pembelajaran Pertemuan ke-1:

### THE BEST PLACE ON HOLIDAY

Indonesian has many places that can become the best place for vacation. Every people has feel holiday with their family. There are many places they can visit when they are going for holiday. One of them Buttu Kabobong Mountain. Buttu Kabobong Mountain is one of the best places on holiday. It is located in South Sulawesi province Enrekang and can be reached with other people from any countries.

Buttu Kabobong Mountain is a beautiful places and fulfill with the green trees and grass in around mountain. It is one of the objects that make many people curious about it. So that, almost every month many people going to Buttu Kabobong Mountain is one of the places as the best place on holiday they choose to enjoy it with their family. Every people who visit the mountain can enjoy the view of the mountain because it is very fresh and cool. View of the mountain make people happy, comfortable, and can become love each other with their family. On the other hand, people can stay in environment Buttu Kabobong Mountain to see the panoramic sunset and sunrise as they complement of their vacation with their family. After people felt anything in that mountain, it can be financed as the best places for holiday with their family or their friends.

So that, most of people who never visited Buttu Kabobong Mountain, you have to be hurry going to that mountain to feel the panoramic sunset and sunrise, then can be seen the good view of that mountain. Buttu Kabobong Mountain can become as the best place on holiday when you ever felt situation in Buttu Kabobong Mountain. Then, you will be interested for coming back again to feel the panoramic sunrise and sunset, then can see the best view in that mountain and has some another advantages from the environment of the mountain.

Materi Pembelajaran Pertemuan ke-2:

### A Campaign of the Importance of Reading

Reading habit is poor among Indonesians because most people haven't realized the importance of reading

Reading is important to transform knowledge and technology. By reading, one knows the world. He or she will understand what he doesn't see by himself or herself. The lines of the paragraphs in an article contain pieces of knowledge. The knowledge is needed to improve the quality of human's life. Technology transformation from other country can only be done by reading a lot various sources of literature. Valuable books in libraries and bookstores mean nothing if they are not read.

Realizing the importance of reading will make someone motivated to read. When we know that something is very important because it can give us valuable information, we will try to get or do the thing. For example, a businessman who always follows latest information or news, will know what to do in his/ her business. He will make a good decision to make a transaction. Most people in all developed countries have realized the importance or reading and they have good reading habits. In bus and train stations, vehicles, waiting rooms, parks, people like reading. They enjoy reading which gives them valuable knowledge and inspiration.

A good understanding toward the importance of reading can be achieved by well organized and effective campaign. To plant an understanding in a generation's minds is not an easy job. It needs a hard work from all components of the nation, especially the government. A serious campaign which is organized by the central and local government can help common people wake up and stand to face the real competition. The campaign can be done through various kinds of mass media such as TV, radio, booklets, bulletins, newspapers, magazines. It can also be conducted by teachers, parents and all people who care.

Therefore, a nation-wide effective campaign of the importance of reading by all components of the nation should be done, facilitated by the government, to face the tighter competition. The world has forced globalization. Those people with little knowledge will be left behind. To speed up the better change in this country, a good reading habit is really important.

Materi Pembelajaran Pertemuan ke 3:

#### Internet for students

Nowadays, in modern era, I think internet is very important for students. As we all know internet has many function for supporting our life. They are, first, it gives us various information, news, knowledge etc. Students can search anything or something from internet. Take for example, they search about education, entertainment, knowledge etc that is in the world.

Second, they can add their friends in all countries in the world by internet. Chatting, e-mail, facebook, twitter, interpals are some examples of internet facility to have many friends. Besides, they can share, communicate, discuss and so on.

From my arguments above, as student, we should use internet facility well to get knowledge, friends, information etc.

Materi Pembelajaran Pertemuan ke 4:

#### CORRUPTION

Do you know what the meaning of corruption is? What is the relation between money and corruption? Well, corruption is common everywhere in the world, even in the United States. It's just a matter of intensity. However, it is quite shocking when one reliable survey claims Jakarta as the most corrupt place in Indonesia.

The survey has made me sad, actually, because I stay and earn a living here in the capital. As most people know, Tanjung Priok port smuggling is not a new thing at all. Entrepreneurs who want to minimize their tax payments tend to do such a thing more often. They even bribe the officials. I think the measures taken so far to overcome the problem by punishing the corruptors is still not far enough. We have to prevent the younger generations from getting a bad mentality caused by corruption.

I believe we should start at the earliest stages in school and I think everyone should be involved in the effort to eradicate corruption. We must not make any distinction.

Model dan Metode Pembelajaran

Model Pembelajaran : Individual

Metode Pembelajaran : Teacher Directed Learning

Sumber / Media Pembelajaran :

Sumber : Buku Look Ahead 2 An English Course for Grade XI Senior High School

Script modeling text yang diambil dari  
<http://blogspot.com/2010/02/contoh-hortatory-text-sample-should-not.html>.

Media : Text Hortatory Exposition

### Proses Belajar Mengajar

#### A. Kegiatan Pendahuluan

Kegiatan Pendahuluan	Waktu
Greetings	2 menit
Checking for Attendance List	3 menit
Tanya jawab tentang pelajaran sebelumnya	5 menit

#### B. Kegiatan Inti

Kegiatan Inti	Waktu
a. Menjelaskan tentang hortatory exposition text( definition, generic structure, and language feature).	26 Menit
b. Guru menyuruh siswa untuk menulis hortatory exposition text	40 Menit
c. Guru evaluate and discuss most common mistakes students	10 Menit

#### C. Kegiatan Penutup

Kegiatan Penutup	Waktu
a. Guru menanyakan kesulitan siswa selama dalam proses menulis	3 menit
b. Guru memberitahukan kegiatan yang akan dilakukan untuk pertemuan selanjutnya	3 menit

### Penilaian

1. Teknik penilaian : Tes Tulisan
2. Bentuk Instrumen : Membuat Hortatory Exposition text
3. Instrumen : Choose one of the topics below and Write it by using your own words (minimum 100-250 words)!

## 4. Pedoman Penskoran :

No.	Code Name	Writing Component					Writing Score	Cat. Level
		C	O	V	LU	M		
1.	AFD	2	2	2	2	2	20	<b>VERY POOR</b>
2.	EAZ	6	5	6	7	5	58	<b>FAIR</b>
3.	RDR	6	5	6	6	6	58	<b>FAIR</b>
4.	ARA	7	7	7	6	5	64	<b>FAIR</b>

Keterangan :

## a. Content

Score	Classification	Criterion
10-9	Very Good	<ul style="list-style-type: none"> <li>-The ideas are about topic selected</li> <li>-The ideas are clearly stated</li> <li>-The ideas are clearly supported</li> <li>-The ideas are comprehensible</li> </ul>
8-7	Good	<ul style="list-style-type: none"> <li>-The ideas are well developed</li> <li>-The ideas are fluently expressed</li> <li>-The ideas are about topic selected</li> <li>-The ideas are clearly stated</li> <li>The ideas are clearly supported</li> <li>-The ideas are quite comprehensible</li> <li>-The ideas are adequate comprehensible</li> </ul>
6-5	Average	<ul style="list-style-type: none"> <li>-The ideas are generally well developed</li> <li>-The ideas are about the topic selected</li> <li>-The ideas are rather clearly stated</li> <li>-The ideas get enough support</li> <li>-The ideas are quite comprehensible</li> <li>-The ideas are quite relevant</li> <li>-The ideas are generally developed</li> <li>-The ideas sufficiently expressed</li> <li>-The ideas are about the topic selected</li> </ul>
4-3	Poor	<ul style="list-style-type: none"> <li>-The ideas are not clearly stated</li> <li>-The ideas get limit to support</li> </ul>
2-1	Very Poor	<ul style="list-style-type: none"> <li>-The ideas are not quite relevant</li> <li>-The ideas are lack of developing</li> <li>-The ideas are not fluent expressed</li> </ul>



## b. Organization

Score	Classification	Criterion
10-9	Very Good	-The ideas are well organized -The organization is concise -The ideas are coherent -The ideas are relevant to outline -The ideas are presented in logical sequencing
8-7	Good	-The ideas are adequate organized -The organization is quite concise -The ideas are adequate coherence -The ideas are relevant to outline -The ideas are sufficient sequencing
6-5	Average	-The ideas are generally organized -The ideas are a break out cohesion -The ideas are generally coherent -The ideas are mostly relevant to outline -The ideas are in same logical sequencing
4-3	Poor	-The ideas are almost loosely organized -The ideas are inadequate cohesion -The ideas are inadequate coherent -The ideas are confuse and disconnected -The ideas are lack logical sequencing -The ideas are not concise -The ideas are incoherent
2-1	Very Poor	-The ideas are not enough to evaluate -The ideas are not relevant to outline -The ideas are not presented in logical sequencing

UNIVERSITAS ISLAM NEGERI

ALAUDDIN

MAKASSAR

## c. Vocabulary

Score	Classification	Criterion
10-9	Very Good	-Most of the paragraphs have appropriate and effective words
8-7	Good	Some words of paragraph don't use appropriate and effective words
6-5	Average	-Half of the words of paragraphs are not effective and inappropriate
4-3	Poor	-More than a half words of paragraph are not effective
2-1	Very Poor	-Most of the words of paragraph are not effective

## d. Language Use/Grammar

Score	Classification	Criterion
10-9	Very Good	-Most of the paragraphs have correct grammar
8-7	Good	-Some grammars of paragraph are incorrect
6-5	Average	-Half of the grammars of the paragraph are incorrect
4-3	Poor	-More than a half of grammars of paragraph are incorrect
2-1	Very Poor	-Most of the grammars of paragraph are incorrect

## e. Mechanics

Score	Classification	Criterion
10-9	Very Good	-Most of the words used in paragraph have correct punctuation, capitalization, and spelling.
8-7	Good	-Some of the punctuation, capitalization, and spelling are incorrect
6-5	Average	-Half of the punctuation, capitalization, and spelling are incorrect
4-3	Poor	-More than a half of the punctuation, capitalization, and spelling are incorrect
2-1	Very Poor	-Most of the punctuation, capitalization, and spelling are incorrect

Depdiknas (2006:33)

Mengetahui :

Barru, April 2016

Guru Mata Pelajaran

Researcher

NIP.

Haryadinur

NIM : 20400111042

**A. Pre-test of Experimental Class**

No.	Code Name	Band Score					Converted Score					Writing Score	Category
		C	O	V	LU	M	C	O	V	LU	M		
1.	IW	7	6	6	6	8	70	60	60	60	80	66	FAIR
2.	PFA	5	5	6	5	4	50	50	60	50	40	50	POOR
3.	SP	7	6	7	6	7	70	60	70	60	70	66	FAIR
4.	NM	6	6	6	5	5	60	60	60	50	50	56	FAIR
5.	PSAI	4	3	3	5	6	40	30	30	50	60	42	POOR
6.	NA	6	6	7	7	5	60	60	70	70	50	62	FAIR
7.	AC	5	6	8	6	6	50	60	80	60	60	62	FAIR
8.	AA	7	6	8	6	5	70	60	80	60	50	64	FAIR
9.	AR	5	5	7	6	5	50	50	70	60	50	56	FAIR
10.	TAS	7	5	7	4	5	70	50	70	40	50	56	FAIR
11.	DKS	7	5	6	5	6	70	50	60	50	60	58	FAIR
12.	NIA	7	7	7	6	5	70	70	70	60	50	64	FAIR
13.	NC	6	5	5	6	5	60	50	50	60	50	54	POOR
14.	IR	5	5	7	6	4	50	50	70	60	40	54	POOR
15.	AM	6	5	6	6	6	60	50	60	60	60	58	FAIR
16.	SHHA	8	8	8	7	6	80	80	80	70	60	74	GOOD
17.	NFN	5	5	7	6	6	50	50	70	60	60	58	FAIR
18.	NM	7	5	7	6	6	70	50	70	60	60	62	FAIR
19.	SWK	4	4	5	3	5	40	40	50	30	50	42	POOR
20.	SW	5	5	7	6	6	50	50	70	60	60	58	FAIR
21.	MH	4	3	6	5	5	40	30	60	50	50	46	POOR
22.	SAAR	4	4	5	3	5	40	40	50	30	50	42	POOR
23.	WR	7	6	8	7	6	70	60	80	70	60	68	FAIR

**B. Post-test of Experimental class**

No.	Code Name	Band Score					Converted Score					Writing Score	Category
		C	O	V	LU	M	C	O	V	LU	M		
1.	IW	8	7	8	7	7	80	70	80	70	70	74	GOOD
2.	PFA	7	6	7	6	6	70	60	70	60	60	64	FAIR
3.	SP	8	8	6	7	7	80	80	60	70	70	72	GOOD
4.	NM	6	6	6	5	5	60	60	60	50	50	56	FAIR
5.	PSAI	7	7	7	6	6	70	70	70	60	60	66	FAIR
6.	NA	8	7	7	7	7	80	70	70	70	70	72	GOOD
7.	AC	7	6	8	7	8	70	60	80	70	80	72	GOOD
8.	AA	9	8	8	7	6	90	80	80	70	60	76	GOOD
9.	AR	7	7	8	8	7	70	70	80	80	70	74	GOOD
10.	TA	7	8	7	6	7	70	80	70	60	70	70	FAIR
11.	DKS	7	5	6	6	6	70	50	60	60	60	60	FAIR
12.	NIA	7	6	7	8	7	70	60	70	80	70	70	FAIR
13.	NC	8	7	8	7	7	80	70	80	70	70	74	GOOD
14.	IR	8	7	6	6	6	80	70	60	60	60	66	FAIR
15.	AM	7	6	7	8	6	70	60	70	80	60	68	FAIR
16.	SHHA	9	9	8	7	8	90	90	80	70	80	82	GOOD
17.	NFN	8	6	8	6	7	80	60	80	60	70	70	FAIR
18.	NM	7	7	7	5	6	70	70	70	50	60	64	FAIR
19.	SWK	7	8	8	8	8	70	80	80	80	80	78	GOOD
20.	SW	7	8	8	7	7	70	80	80	70	70	74	GOOD
21.	MH	5	7	8	8	6	50	70	80	80	60	68	FAIR
22.	SAAR	8	7	8	7	7	80	70	80	70	70	74	GOOD
23.	WR	8	8	7	7	6	80	80	70	70	60	72	GOOD

### T-test Pre-test and Post-test of Experimental Class

**Paired Samples Statistics**

	Mean	N	Std. Deviation	Std. Error Mean
Pair 1 pretest	57.30	23	8.562	1.785
posttest	70.26	23	5.825	1.215

**Paired Samples Correlations**

	N	Correlation	Sig.
Pair 1 pretest & posttest	23	.233	.284

**Paired Samples Test**

	Paired Differences					t	df	Sig. (2-tailed)
	Mean	Std. Deviation	Std. Error Mean	95% Confidence Interval of the Difference				
				Lower	Upper			
Pair 1 pretest - posttest	-12.957	9.163	1.911	-16.919	-8.994	-6.782	22	.000



UNIVERSITAS ISLAM NEGERI  
**ALAUDDIN**  
M A K A S S A R



UNIVERSITAS ISLAM NEGERI  
**ALAUDDIN**  
M A K A S S A R



## CURRICULUM VITAE

The writer, **Haryadinur** was born in Lapasu, Balusu districts Barru regency South Sulawesi. He is the second son of the couple of Drs. H. Nurdin Tahir and Hj. St. Radiah S.Pd.I. He graduated in SD Negeri Lapasu in 2005. After he finished from elementary school. He continued his studying to SMP Negeri 1 Balusu in 2008, and he studied at SMA Negeri 1 Soppeng Riaja in 2011.

After graduating in SMA Negeri 1 Soppeng Riaja, He continued his studying in Makassar. In this province he chose and registered in Alauddin State Islamic University of Makassar (UIN), Tarbiyah and Teaching Science Faculty, English Education Department in Academic Year 2011.

UNIVERSITAS ISLAM NEGERI  
**ALAUDDIN**  
M A K A S S A R