

**THE IMPLEMENTATION OF EXTENDED WRITING  
PROJECT ASSESSMENT TO INCREASE THE STUDENTS'  
WRITING PROFICIENCY OF THE SECOND YEAR  
OF MA GUPPI SAMATA**



**A THESIS**

**Submitted in Partial Fulfillment of the Requirements for the Degree of  
Sarjana Pendidikan in English Education Department of  
Tarbiyah and Teaching Science Faculty of  
UIN Alauddin Makassar**

**BY:**  
**HILMIYAH AMIR**  
Reg. Number: 20401110029

**ENGLISH EDUCATION DEPARTMENT  
TARBIYAH AND TEACHING SCIENCE FACULTY  
ALAUDDIN STATE ISLAMIC UNIVERSITY  
MAKASSAR  
2017**

**THE IMPLEMENTATION OF EXTENDED WRITING  
PROJECT ASSESSMENT TO INCREASE THE STUDENTS'  
WRITING PROFICIENCY OF THE SECOND YEAR  
OF MA GUPPI SAMATA**



**A THESIS**

**Submitted in Partial Fulfillment of the Requirements for the Degree of  
Sarjana Pendidikan in English Education Department of  
Tarbiyah and Teaching Science Faculty of  
UIN Alauddin Makassar**

**BY:**  
**HILMIYAH AMIR**  
Reg. Number: 20401110029

**ENGLISH EDUCATION DEPARTMENT  
TARBIYAH AND TEACHING SCIENCE FACULTY  
ALAUDDIN STATE ISLAMIC UNIVERSITY  
MAKASSAR  
2017**

## ABSTRACT

**Name** : HILMIYAH AMIR  
**Reg. Number** : 20401110029  
**Department/faculty** : English Education/Tarbiyah and Teaching Science  
**Title** : **The Implementation of Extended Writing Project Assessment to Increase the Students' Writing Proficiency of the Second Year of MA Guppi Samata**  
**Consultant I** : Dr. Muhammad Yaumi, M. Hum, M. A  
**Consultant II** : Dra. Hj. St. Azisah, M. Ed. St., Ph. D

---

---

Currently, the students, especially students in senior high school level must deal with many kinds of text. One kind of text that must be learned by the students is descriptive text. Meanwhile, the text should be learned through a meaningful activity. One kind of the effective activity is by implementing extended writing project.

The problem statement of this research is "to what extend is the extended writing project assessment increase the students' organization and content area of writing proficiency of the second year students' of MA Guppi Samata?"

The objective of this research is to find out the effectiveness of using extended writing project assessment to increase the students' organization and content area of writing proficiency.

This study was conducted by using quasi-experimental design with pre-test and post-test non-equivalent groups design. Two classes of the second year in MA Guppi Samata were chosen as the sample in this study. There were 20 students in each class.

The instrument of this research is writing descriptive text. The data analysis of this research shows that the mean score of the post-test (75.75) in the experimental class was greater than the mean score of the post-test (64.15) in the control class. It means that there was a significant different between the students' post-test in the experimental class and control class.

Based on the finding and discussion of the research, the researcher found that the implementation Extended Writing Project Assessment was effective toward the improvement of students' organization and content area of writing proficiency and applicable in teaching of writing.

## PERNYATAAN KEASLIAN SKRIPSI

Mahasiswa yang bertanda tangan dibawah ini:

Nama : **Hilmiyah Amir**  
NIM : **20401110029**  
Tempat/Tgl. Lahir : **Pinrang, 06 Oktober 1992**  
Jur/Prodi/Konsentrasi : **Pendidikan Bahasa Inggris**  
Fakultas/Program : **Tarbiyah dan Keguruan**  
Alamat : **Perum. Griya Buka Mata Indah Pccerakkang**  
Judul : ***The Implementation Extended Writing Project  
Assessment to Increase the Students' Writing  
Proficiency of the Second Year of MA Guppi  
Samata***

Menyatakan dengan sesungguhnya dan penuh kesadaran bahwa skripsi ini adalah benar hasil karya sendiri. Jika di kemudian hari terbukti bahwa ini merupakan duplikat, tiruan, plagiat, atau dibuat oleh orang lain, sebagian atau seluruhnya, maka skripsi dan gelar yang diperoleh karenanya batal demi hukum.

Samata-Gowa, 30 November 2017  
Penyusun,



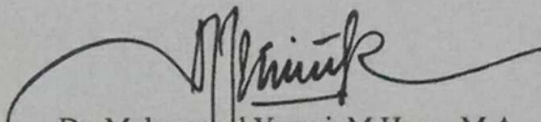
Hilmiyah Amir  
NIM: 20401110029

## PERSETUJUAN PEMBIMBING

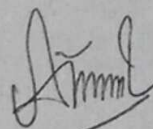
Pembimbing penulisan skripsi saudara **Hilmiyah Amir**, NIM: **204001110029** mahasiswi Jurusan Pendidikan Bahasa Inggris pada Fakultas Tarbiyah dan Keguruan UIN Alauddin Makassar, setelah meneliti dan mengoreksi secara seksama skripsi yang bersangkutan dengan judul *"The Implementation Extended Writing Project Assessment to Increase the Students' Writing Proficiency of the Second Year of MA Guppi Samata"* memandang bahwa skripsi tersebut telah memenuhi syarat-syarat ilmiah dan dapat disetujui ke sidang munaqasah.

Samata-Gowa, November 2017

Pembimbing I

  
Dr. Muhammad Yaumi, M.Hum., M.A.  
NIP. 19661231 20003 1 023

Pembimbing II

  
Dra. Hj. St. Azisah, M.Ed. St., Ph.D  
NIP. 19671231 199303 2 016

## PENGESAHAN SKRIPSI

Skripsi yang berjudul “*The Implementation Extended Writing Project Assessment to Increase the Students Writing Proficiency of the Second Year o MA Guppi Samata*” yang disusun oleh saudari **Hilmiyah Amir**, Nim: **20401110029**, Mahasiswa Jurusan Pendidikan Bahasa Inggris pada Fakultas Tarbiyah dan Keguruan UIN Alauddin Makassar, telah diuji dan dipertahankan dalam sidang munaqasyah yang diselenggarakan pada hari **Selasa, 28 November 2017** bertepatan dengan **10 Rabiul Awal 1439 H** dan dinyatakan dapat diterima sebagai salah satu syarat untuk mendapatkan gelar Sarjana Pendidikan (S.Pd.) pada Fakultas Tarbiyah dan Keguruan Program Studi Pendidikan Bahasa Inggris dengan beberapa perbaikan.

Samata, 28 November 2017 M  
10 Rabiul Awal 1439 H

DEWAN PENGUJI  
(SK Dekan No. 3086 Tertanggal 28 November 2017)

Ketua	: Dr. Hamka Ilyas, M. Th. I.	(.....)
Sekretaris	: Dr. St. Aisyah Chalik, M. Pd.	(.....)
Munaqisy I	: Dr. Kamsinah, M. Pd. I.	(.....)
Munaqisy II	: Dr. H. Nur Asik, M. Hum.	(.....)
Pembimbing I	: Dr. Muhammad Yaumi, M.Hum, M.A.	(.....)
Pembimbing II	: Dra. Hj. St. Azisah, M.Ed. St., Ph.D.	(.....)

Disahkan oleh:  
Dekan Fakultas Tarbiyah dan Keguruan

UIN Alauddin Makassar



Dr. H. Muhammad Amri, Lc., M.Ag.  
NIP: 19730120 200312 1 001

## ACKNOWLEDGEMENT



*Alhamdulillah Rabbil Alamin*, the researcher would like to express her deepest gratitude to the almighty Allah swt, the only provider, the most merciful who gives guidance, inspiration and good healthy for all time to conduct the writing of her thesis. Also shalawat and salam are always delivered to our great Prophet Muhammad saw who had brought us from the darkness to the lightness.

During the writing of the thesis, the researcher received much assistance from a number of people, for their valuable guidance, correction, suggestion, advice and golden support. Without them, the writing of her thesis would never been possibly completed. Therefore, the researcher would like to express the greatest thanks and appreciation for those people, especially to:

1. The researcher's beloved parents, **Drs. H. M. Amir Hushad, M.Ag** and **Hj. Sunarti, S. Pd.**, who always pray, encourage, educate and provide countless material supports, so that, she could finish her thesis writing and her study in Alauddin State Islamic University of Makassar.
2. **Prof. Dr. Musafir Pababbari, M. Si.** The Rector of Alauddin State Islamic University of Makassar for his advice during her study at this university.
3. **Dr. H. Muhammad Amri, Lc., M. Ag.** The Dean and all of the staffs of Tarbiyah and Teaching Science Faculty of Alauddin State Islamic University of Makassar for their guidance during her study at this faculty.

4. **Dr. Kamsinah, M. Pd. I., and Sitti Nurpahmi, S. Pd. M. Pd.** The Head and Secretary of English Education Department, Tarbiyah and Teaching Science Faculty of Alauddin State Islamic University of Makassar and all of the staffs of her who have helped and supported the researcher.
5. The researcher's consultants, **Dr. Muhammad Yaumi, M. Hum, M.A** and **Dra. Hj. St. Azisah, M.Ed. St.,Ph.D** who have helped, guided, and supported the researcher during the writing of her thesis.
6. All of the lecturers of Tarbiyah and Teaching Science Faculty of Alauddin State Islamic University of Makassar for their guidance during her study.
7. All of students at the **Second Year Students of MA Guppi Samata** who has accepted her goodly to conduct a research on their class especially **XI-A and XII-B.**
8. The researcher's friends in English Education Department **PBI 1-6** (Academic Year 2010), **Urwatul Usqa, Faidah, Fitri, Lukman, Annas, & Misbahuddin, S.Pd.,** thanks for your helping.
9. Her best friends; **Hasrul, S.Pd., Arifuddin, S.Pd. and Miftahul Khair, S.Pd.** for their sincere friendship and assistance during the writing of her thesis.
10. All of the people around the researcher's life who could not mention one by one by the researcher that have given a big inspiration, motivation, spirit and pray to her.



The researcher realizes that the writing of her thesis is far from perfect. Remaining errors are the researcher's own; therefore, constructive criticisms and suggestions will be highly appreciated. May all our/the efforts are blessed by Allah swt. Aamiin.

Samata-Gowa, 28 November 2017  
The researcher,



**Hilmiyah Amir**  
**NIM. 20401110029**

## TABLE OF CONTENTS

	Pages
<b>COVER PAGE .....</b>	<b>i</b>
<b>PERNYATAAN KEASLIAN SKRIPSI .....</b>	<b>ii</b>
<b>PERSETUJUAN PEMBIMBING .....</b>	<b>iii</b>
<b>LEMBAR PENGESAHAN .....</b>	<b>iv</b>
<b>ACKNOWLEDGEMENT.....</b>	<b>v</b>
<b>TABLE OF CONTENTS.....</b>	<b>viii</b>
<b>LIST OF TABLES .....</b>	<b>x</b>
<b>LIST OF FIGURES .....</b>	<b>xi</b>
<b>LIST OF APPENDICES .....</b>	<b>xii</b>
<b>ABSTRACT .....</b>	<b>xiii</b>
<b>CHAPTER I INTRODUCTION .....</b>	<b>1</b>
A. Background .....	1
B. Research Problems.....	3
C. Objectives of the Research .....	3
D. The Significances of the Research .....	3
E. The Scope of the Research .....	5
F. Operational Definition of Terms .....	5
1. Definition of Grammar Mastery .....	5
2. Definition of Mistake Buster Technique .....	5
<b>CHAPTER IILITERATURE REVIEW .....</b>	<b>6</b>
A. Some Previous Related Research Findings .....	6
B. Some Pertinent Ideas .....	8
1. Basic Concept of Grammar .....	8
a. Definition of Grammar .....	8
b. Factors Affect in Learning Grammar .....	9
c. The Importance of Grammar .....	11
d. Types of Grammar .....	13
2. Basic Concept of Mistake Buster Technique.....	14
a. Definition of Mistake Buster Technique .....	14
b. Steps in Mistake Buster Technique .....	15
c. Teaching Procedure Using Mistake Buster Technique...	16

d. The Advantages of Using Mistake Buster Technique ....	16
3. The Simple Past Tense .....	17
4. Recount Text .....	18
C. Theoretical Framework .....	19
D. Hypothesis .....	23
<b>CHAPTER III RESEARCH METHOD .....</b>	<b>24</b>
A. Research Design .....	24
B. Research Variables.....	25
C. Research Participants .....	25
D. Research Instruments .....	26
E. Procedures of Collecting Data .....	27
F. Techniques of Data Analysis .....	30
<b>CHAPTER IV FINDING AND DISCUSSION .....</b>	<b>33</b>
A. Findings.....	33
1. The Classification of Students' Pre-test Scores in Experimental and Control Class.....	33
2. The Classifications of Students' Post-test Scores in Experimental and Control Class .....	35
3. The Mean Score and Standard Deviation of Experimental Class and Control Class in Pre- test and Post-test .....	37
4. The independent Sample Test in Experiment and Control Class .....	38
B. Discussion .....	41
<b>CHAPTER V CONCLUSIONS AND SUGGESTIONS .....</b>	<b>44</b>
A. Conclusions .....	44
B. Suggestions .....	44
<b>BIBLIOGRAPHY .....</b>	<b>46</b>
<b>APPENDICES .....</b>	<b>48</b>
<b>CURRICULUM VITAE.....</b>	<b>70</b>

## LIST OF TABLES

	Pages
<b>Table 1</b> Classification of the Students' Score .....	30
<b>Table 2</b> The Distribution of Frequency and Percentage of Score Experimental Class in Pre-test .....	34
<b>Table 3</b> The Distribution of Frequency and Percentage of Score Control Class in Pre-test .....	34
<b>Table 4</b> The Distribution of Frequency and Percentage of Score Experimental Class in Post-test.....	36
<b>Table 5</b> The Distribution of Frequency and Percentage of Score Control Class in Post-test.....	36
<b>Table 6</b> The Mean Score and Standard Deviation of Experimental Class and Control Class in Pre-test and Post-test.....	37
<b>Table 7</b> Independent Samples Test of Pre-test and Post-test in Experimental Class .....	38
<b>Table 8</b> Independent Samples Test of Pre-test and Post-test in Control Class .....	39
<b>Table 9</b> Independent Samples Test of Post-test in Experimental Class and Control Class.....	40

## LIST OF FIGURES

	Page
<b>Figure 1</b> Research Design .....	27

## **LIST OF APPENDICES**

- Appendix A** : The Row Score of the Students' Pre-test and Post-test in Experimental Class
- Appendix B** : The Row Score of the Students' Pre-test and Post-test in Control Class
- Appendix C** : The Mean Score of Experimental Class and Control Class
- Appendix D** : Standard Deviation of Experimental Class and Control Class
- Appendix E** : Data Analysis of Pre-test in Experimental and Control Class
- Appendix F** : Data Analysis of Pre-test and Post-test in Experimental Class
- Appendix G** : Data Analysis of Pre-test and Post-test in Control Class
- Appendix H** : Data Analysis of Post-test in Experimental and Control Class
- Appendix I** : The Distribution of t-table
- Appendix J** : LESSON PLAN
- Appendix K** : RESEARCH INSTRUMENTS
- Appendix L** : DOCUMENTATION

## CHAPTER I

### INTRODUCTION

#### *A. Background*

Writing is an important way in communication for human life because it is one of the language skills. By writing skill, someone is asked to be clearly formed of writing in order to the communication will be easier to be understood. The importance of writing for human life is the same as the importance in school environment. Writing is needed in school environment not only as tool for transferring the knowledge from teacher to the students and student with students but also as one of English skills that should be learned by students, besides others skill like reading, speaking and listening.

Writing as one of the four basic skills play an important role in teaching English. Writing is a skill that is the exclusive domain of scribes and scholars in educational or religious institutions.<sup>1</sup> As the basic of learning those skills, the role structure and vocabulary are very crucial. Writing is important as teaching speaking, reading, and listening because the learners can express their ideas, feeling, and experiences in certain place, time, and situation in written form. Therefore, writing skill need to be taught to the student.

The teaching of writing is important because of the reasons : the first reason is writing reinforces the grammatical structure, idiom and vocabulary that teacher has

---

<sup>1</sup>Douglas H Brown, *Language Assessment Principles and Classroom Practices*, (New York: Longman, 2004), h.218.

been working within the class. The second reason is when the student writes, she or he has a chance to be adventurous with the language. Finally, the student becomes involved with the language, with himself or herself and with his or her readers.<sup>2</sup>

However, most language learners realize the learning to write fluently and expressively are difficult. It is because writing needs simultaneous control of number variables. There are some aspects included in writing such as control of content, rules of syntax, format sentence, grammar, punctuation, vocabulary, and spelling.<sup>3</sup>

As one skill of English, writing can help students to learn and develop their English by expressing their knowledge, experience and so on. It can be expressed in form of essay, a paragraph, a letter, a short story and etc. In respect to the writing ability, students should know their purpose in writing. When we asked about why they writing, students often say that they write because their teacher asked them and they need to do in the course. The reasons of a writer to write to provide information, to display knowledge, to entertain, to construct or persuade as audience and to ask for something.<sup>4</sup>

Writing is one of the hardest things that people do because it requires thinking. The students sometimes could not write their task with many reasons. Many aspect make the students could not write such as the students do not know how to start the writing, they do not have enough ideas to write, and could not generate

---

<sup>2</sup> Zemach & Rumizek, *Academic Writing from Paragraph to Essay*, (Macmillan Publishers, 2005), h.54.

<sup>3</sup> Zemach & Islam, C. 2004, *Paragraph Writing*, (Macmillan Publishers Limited 2004), h.12.

<sup>4</sup> Peter Carino, *The Basic College Writers*, (London Scott: Foresman Company, 1990), h.25



their ideas, probably they understood what should they do but they could not make it. Many students become anxious when they attempt to write. Some get panicly at the sight of the blank pages and say they have writing phobia.

Therefore, we need the technique which can encourage the creativity and a sense of writing. The students need the conducive to invite their brain to think and we know many tools that the students can use to increase creative ideas in learning English, specially in writing activity.

To solve problem above, the researcher would use Extended Writing Project (EWP) Assessment to increase the students writing proficiency in case of descriptive text. It could help the students to express their ideas or opinions in the written form because sometimes they were blocked by limiting ideas.<sup>5</sup> The students enjoyed doing it and it increased their attention. It tended to help the students to express their ideas easier.

Extended Writing Project (EWP) Assessment allows the students' some freedom of choice-in selecting, structuring and sequencing what they consider to be relevant features of content. The students' are also given opportunity for demonstration of discrete and related higher order cognitive skills (applying knowledge, analyzing, synthesizing, evaluating, and thinking critically).

Extended writing give students the chance to engage in deep learning, gain insights into multi-structural connection and relationships among concepts, and

---

<sup>5</sup>John McCormack & John Slaght, English For Academic Study: *Extended Writing & Research Skills*, (Garnet Education, 2012), h.7

develop critical and creative reasoning skills. By using this method in improving students' writing proficiency, researcher hopes students can be active learners and it will be an interesting class. It would be held at the second year students of the second year of MA Guppi. In that school the students still lack of ability to express their own ideas through writing. Writing in learning activity needs a good and comfortable approach. To solve the problems is the teacher should get time to understand their students and give the suitable approach in learning writing through implementation extended writing project assessment.

#### ***B. Problem Statement***

Based on the previous background, the researcher formulated research question as follow "To what extend is the extended writing project assessment increase the students' organization and content area of writing proficiency of the second year students' of MA Guppi Samata?"

#### ***C. Research Objective***

Based on the research problem above, the objective of this research was "To find out the effectiveness of using extended writing project assessment to increase the students' organization and content area of writing proficiency of the second year students' of MA Guppi Samata".

#### ***D. Research Significance***

This research was held to know the student's ability in using Extended Writing Project Assessment (EWPA) to increase the students' writing proficiency in descriptive text focuses on organization which consists of unity, and completeness, and content which consist of coherence and spatial order. Related to the target of this research, the researcher will be have two significants, such as theoretically and practically.

### **1. Theoretical Significance**

This study can be used to give us evidence about implementation theory based on problem that faced above that is teaching students' writing ability by using implementation extended writing project assessment. Furthermore, the results of this study are expected to enrich theories and can be a reference for future studies related to implementation extended writing project assessment in teaching the students' writing ability at the second grade high school students.

### **2. Practical Significance**

#### **a. For students**

The result of the research would bring students interest and enjoy to study English by extended writing project assessment, and increase their writing ability. The researcher also expects this strategy can change students' expectation about English.

#### **b. For Teacher**

Conducting this research will be useful to the teachers which could give them a new strategy in teaching writing ability; they will not be stuck only in some particular teaching strategies. Using extended writing project assessment could be a good alternative or variation in teaching writing, where it will make the students enjoy following the lesson.

c. For the Next Researcher

The researcher intends to bring significance reference to other and next researcher as a reference for further studies on similar topic.

***E. Research Scope***

The scope of this research is only focused on implementing extended writing project assessment to increase the students' writing proficiency at the second year of MA Guppi Samata, where the researcher gives the limitation of the writing material is descriptive text.

***F. Operational Definition of Terms***

These were a few operational definitions of important words in this research in order to avoid misunderstanding. They were:

1. Implementation,

Implementation is the carrying out, execution, or practice of a plan, a method, or any design, idea, model, specification, standard or policy for doing something. As such, implementation is the action that must follow any preliminary thinking in order

for something to actually happen.<sup>6</sup> Implementation is often a more dynamic flow to the work. Some stages or steps may be occurring simultaneously and the work often circle back to revisit earlier stages. Implementation drives such as technical leadership and adaptive leadership, organizational supports and personnel development mechanisms must align with and support the new practices.<sup>7</sup>

## 2. Writing

Writing is an activity to express ideas, thinking, feelings, and thoughts into written form words to sentence, sentence to paragraph and from paragraph to text that is meaningful not only for the writer but also for reader.<sup>8</sup> Writing is a complex process that allows writers to explore thoughts and ideas, and make them visible and concrete. Writing encourages thinking and learning for it motivates communication and makes thought available for reflection.

## 3. Extended Writing Project (EWP)

Extended Writing Project (EWP) is an evaluation mechanism, allows teachers to assess the process as well as the product of students' writing.<sup>9</sup> Writing Project is extremely useful to write as a means of clarifying and communicating our thinking, and to those who read it as means of assessing and responding to the relevance and validity of what the writers have written.

---

<sup>6</sup> Margareth Rose, What is Implementation?, <http://www.whatis.com> (30 Oktober 2017)

<sup>7</sup> Barbara Smith et. All, *A Guide to the Implementation Process: Stage, Steps and Activities*, (Chapel Hill: TA&D Network, 2014), h.4

<sup>8</sup> Daniel Chandler, *Writing strategies and writers' tools*, (English Today: The International Review of the English Language, 1993), h.11

<sup>9</sup> John McCormack & John Slaght, *English For Academic Study: Extended Writing & Research Skills*, (Garnet Education, 2012), h.7-8

#### 4. Assessment

Assessment is typically designed to measure specific element of learning. Assessment also is used to identify individual student weakness and strengths so that educators can provide specialized academic support, educational programming, or social services.<sup>10</sup>

---

<sup>10</sup>Douglas H Brown, *Language Assessment Principles and Classroom Practices*, (New York: Longman, 2004), h.45

## CHAPTER II

### LITERATURE REVIEW

#### A. *Some Previous Related Studies*

Fatmawaty conducted a research with title *Increasing the Students' Proficiency through Think-Talk-Write method*, the findings of this research indicates that there are a significant difference of the students' achievement in writing especially in component of content and organization before and after the application of Think-Talk-Write method. It is proved by the result of t-test in component of content is 15.48 and t-test in component of organization is 14.45. The data indicates that the value of t-test both of component is greater than table. So, it means that the application of Think-Talk-Write method is effective to increase the students' writing proficiency.<sup>11</sup>

Ismayanti conducted a research with title *Implementation of Portofolio Assessment to Increase the Students' Writing Skill*, finds that the findings of this research are (1) the students' progress in writing for the organization is 0.40 (40%) with t-test 5.9 and t-table 2.060 ( $5.9 > 2,060$ ). It is significant because the t-test is higher than table, (2) the students' progress in writing for the content is (59.6%) with t-test 8.82 and t-table 2.060 ( $8.82\% > 2.060$ ). It is significant because t-test is higher than t-table.<sup>12</sup>

---

<sup>11</sup> Fatmawati, "Increasing the Students' Proficiency through Think-Talk-Write method", *Indonesian Journal of English Education* 2, No.2 (2015), h.160-177.

<sup>12</sup> Ismayanti, *Implementation of Portofolio Assessment to Increase the Students' Writing Skill*, Universitas Surabaya Jurnal, (2013): h.1-8.

Irawaty conducted a research with title *Using E-Dialogue Journal to Improve the Students' Writing Skill*, states that the finding of the research at the students' mean score of pre-test in narrative writing are 60.35 and the students' mean score post-test are 71.07 with t-test 9.11 and t-table 2.45 where  $(9.011 > 2.45)$ . It is increased because the t-test is higher than t-table.<sup>13</sup>

Rahmatia conducted a research with title *Using Dictation Technique to Improve Students' Writing Ability*, explains that the result of this research showed that pre-test and pot-test are different significantly. It is proven by the value of the t-test 12.2 which is greater than the value of t-table 2.045 with the level of significance (p) 0.05 and average of freedom  $(n-1) = 29$ . It can be concluded that the using dictation technique that the using dictation technique can improve the students' writing ability.<sup>14</sup>

Based on the previous findings above the researcher explains that this research is different from Rahmatia's and Irawati's findings. Rahmatia's and Irawati's findings concern to increase the students' writing proficiency generally while this research concern to increase the students' writing proficiency in writing especially in component of organization and content.

The other findings show that this research is same with Fatmawaty's and Ismayanti's. Fatmawaty's and Ismayanti's findings are concern in increasing the students' writing proficiency in component of organization and content.

---

<sup>13</sup> Irawaty, *Using E-Dialogue Journal to Improve the Students' Writing Skill*, Universitas Negeri Makassar Jurnal, (2011): h.101-109.

<sup>14</sup> Rahmatia, *Using Dictation Technique to Improve Students' Writing Ability*, Indonesian Journal of English Education 2, no.2 (2015): h.124-130.



**B. Some Pertinent Ideas**

**1. Basic concept of writing**

**a. The definition of writing**

Writing is a process of involving and to know how to handle the words and sentences and paragraph.<sup>15</sup> We created ourselves by words. Our growth as human being depends on our capacity to understand and to use language. Writing is one of the way of growing, communicating what you want to communicate in words other (by writing) people can understand.

Writing is a way of expressing thought from mind to printing materials.<sup>16</sup> We can state that writing is a kind of activity where the writer puts all the ideas in his mind on the paper from words to sentences, sentences to paragraph and paragraph to essay.

Writing was not only a process in involving, handling is words and sentences and paragraph but also the more important before it, we have to understand how to clarify our thought, deliver ideas into a word and sentence into paragraph. Writing involve the encoding message of some kind; that is we translate our through into language.<sup>17</sup> Basically, writing means producing or reproducing oral message into writing language. It involves an active process to organize, formulate and develop the ideas on the paper so that the readers can follow the writers' as well as in oral form.

---

<sup>15</sup> Thomas S.Kane."The Oxford Essential Guide to Writing". (New York: Logman, 1988), h.27

<sup>16</sup> Richard Nordquist, *What Are the Characteristic of good writing*, (2017), h.8.  
<http://wwwthoughtco.com> (6 February 2017).

<sup>17</sup> Jos Daniel Parera, *Menulis Tertib dan Sistematis*, (Jakarta: Erlangga, 1993), h.22-23

But we can should know that the writing requires and precise grammar, word choice and spelling, punctuation and vocabulary.

The writer has to meet the minimum criteria of writing to get accurate writing as follow:

1. No confusing errors of grammar or vocabulary; a piece of writing legible and readily intelligible; able to produce simple unsophisticated sentence.
2. Accurate grammar, vocabulary and spelling, though possibly with some mistakes which do not destroy communication, expression clear and appropriate.<sup>18</sup>

Based on the various definitions above, it can be concluded that the writing is a tool of communication to express our ideas or to transmit message through written-form.

### ***b. Characteristic of Writing***

The teaching of writing is directed to have a good result of writing. There are same characteristics of the good writing: 1) good writing reflects' ability to use the appropriate voice, 2) good writing reflects the writers' to organize the material, 3) Good writing reflects to the writers' ability to write clearly and unambiguously, 4) Good writing reflects the writers' ability to write the readers interest in the subject and to demonstrate a thought an sound understanding of it, 5) Good writing reflects the writers' ability to citizen the first draft and received it, 6) Good writing reflects the writers' pride in the manuscript, 7) Writing down ideas allows as distancing

---

<sup>18</sup> John Brian Heaton, *Writing English Language Tests*, (New York: Longman, 1988), h.15-16

ourselves from them, 8) Writing helps us to adsorb and process information, 9) Writing enables us to solve the problem, 10) Writing on a subject makes us active learners.<sup>19</sup>

### *c. Component of writing*

There are five significant components of writing, they are content, organization, grammar, vocabulary, and mechanics.<sup>20</sup>

#### 1) Content

The content of writing should be clear for the readers so that the readers can understand the message convey and gain information from it. In order to have a good content of writing, its content should be well unified and completed. This term is usually known as unity and completeness, which become characteristic of good writing.

#### 2) Organization

In organization of the writing concern with the ways through writer arranges and organizes the ideas in order the message in the words. There are many ways used by the writers to organize or arrange the writing this organization is mainly recognized as order.

---

<sup>19</sup> John Brian Heaton, *Writing English Language Tests*, (New York: Longman, 1988), h. 24-25

<sup>20</sup> Alice Oshima & Ann Hogue, *writing Academic English*, (New York: Person Education: 2007), h.3

### 3) Grammar

In order to have grammar in writing, writers should attention to the use of grammatical rules concerning tenses, preposition, conjunction, clause (adjective or adverb clauses), articles, etc. The lack of knowledge of grammar will make the content of writing vague and can lead to misunderstanding.

### 4) Vocabulary

Vocabulary is one of the language aspect dealing the process of writing. The writers always think about putting words into the sentences and putting the sentences into the paragraph until they can create a piece of writing. It is clear now that we cannot write or express if we do not have vocabulary. Therefore, we cannot understand the writing passage without having a lot of vocabulary. Vocabulary as one of the important components of writing should take in to consideration by the English leaner and English teacher, because there is n doubt that learning the words of the language.

### 5) Mechanics

The use of mechanics is due to capitalization, punctuation, and spelling appropriately. These aspects are very important, it leads the readers to understand, to recognize immediately. The use of favorable mechanic in writing will make readers easy to group the conveying ideas or the message to the written materials.

*d. Aspect of effective writing*

The aspect of effective writing is marked by six qualities.<sup>21</sup> The first is reader-centered, effective writing is characterized by its intention to communicate with its reader. A skilful writer thinks to the audience before and after the writing process. The writers realize that what may be clear to him/her is not necessarily clear to others. During the writing process, the writer tries to determine how a reader unfamiliar with what he or she is writing will react.

The second is purposeful, a skilful writer knows precisely what he or she is attempting to communicate to audience about the subject. An effective paper begins with a complete and clear statement of the single point that the reader can understand.

The third is ordered, paragraph in an essay must be purposefully and logically arranged in order, so that the reader can follow. An effective writer also uses certain words and phrases to point out the order for the readers.

The fourth is unified, it contains no sentences or paragraphs that do not relate directly to the purpose of the writing. An effective writer does not include ideas that do not directly relate to the point that he or she is making, no matter how interesting he or she may find them. He or she keeps the purpose in mind through writing and make sure that every sentence marks to support the main point.

---

<sup>21</sup> Zemach & Rumizek, *Academic Writing from Paragraph to Essay*, (Macmillan Publishers, 2005), h.60.

The fifth is coherence, sentence and ideas are put together in giving the reader a sense of smooth whole. The sentence followed by a reasonable and understandable way. Learning to write involves to use transitional words and phrases and to employ techniques.

The sixth is correct, effective writing demonstrate an acceptable command of the conventions of grammar, punctuation and spelling as they are used in the standard dialect.

## ***2. Concept of Extended writing Project***

### ***a) Definition of Extended Writing Project***

Extended writing project is extremely useful to the write as means of clarifying and communicating our thinking, and to those who read it as means of assessing and responding to the relevance and validity of what the writers have written. The Extended Writing Project allows the students' some freedom of choice- in selecting and structuring and sequencing what they consider to be relevant features of content.<sup>22</sup> The students' are also given opportunity for demonstration of discrete and related higher order cognitive skills (applying knowledge, analyzing, synthesizing, evaluating, thinking critically).

---

<sup>22</sup> John McCormack & John Slaght, English For Academic Study: *Extended Writing & Research Skills*, (Garnet Education, 2012), h.10.

The EWP as an evaluation mechanism allows the tutors or the teachers to assess the process as well as the product of the students' writing.<sup>23</sup> The EWP Assessment comes to get the coherence to assess the students' writing proficiency with the approach in teaching, but in this thesis the writer tries to improve the EWP Assessment as an alternative in teaching English writing.

Extended Writing Project has three main aims:<sup>24</sup>

- To resolve the incoherence between a process approach to the teaching, and assessment through conventional method;
- To create a mechanism which will allow us to assess the process as well as the product of the learners' writing; and
- To facilitate our students' independence by improving their awareness both of their writing techniques, and of their standard of their language.

In the EWP, the students are required to write an extended text in four consecutive sections, each of which is read and assessed by their tutor or teacher. Therefore, through the EWP, students get the chance to draft, revise, and correct a text worth 20 percent of their school. Altogether, six stages are involved in the project that will be explained in the next item.

---

<sup>23</sup> John McCormack & John Slaght, *English For Academic Study: Extended Writing & Research Skills*, (Garnet Education, 2012), h.7

<sup>24</sup> Robin Walker & Peres C.Riu, *Coherence in The Assessment of Writing Skills*. (ELT Journal. 2008),h.47

***b) Steps in Implementation Extended Writing Project***

There are six steps to the Extended Writing Project.<sup>25</sup> The first is the students propose an interesting topic. The tutors or the teachers should either ask students to propose their own topic or let them choose a topic from a list the tutor or the teachers provide. Very often, students are at a loss when they are asked to propose a topic by themselves. Providing a topic can save time and reduce their anxiety.

The second is the students prepare a preliminary outline for their article. Apart from the effect of pushing them to plan the content, this phase is important, because it:

- Provides further information on the acceptability of the topic chosen;
- Allows us to assess the student's ability to organize content;
- Allows us to give guidance on research or the coherence of the text; and
- Allows us to for see other potential problems,
- In this section (Prewriting) the students are required to cluster or to list what they know for each topic as the subject before deciding on one topic as the subject of their report of essay. After that the students begin to organize their ideas.

The third is completion, the first draft of the first section of the article is handed in for correction based on criteria students were accustomed to from English 2: content, meaning and organization, on the one hand, and language correctness, on

---

<sup>25</sup> Robin Walker & Carment Peres Riu, *Coherence in The Assessment of Writing Skills, ELT Journal* (2008), h.18-28



the other. While revising this first draft, we left clear indications as to the place and nature of language errors. On returning the drafts we instruct students to record their errors, the error type (using the codes they were already familiar with), and the correct version, on a simple error sheet.

The fourth is the students are invited to re-draft their first section of their article, correcting language errors and using any feedback from their tutor to improve coherence, cohesion, relevance ideas, and so on. Once this will be done they can go on to draft the second section of their article, which we correct in much the same way as the first. For both of these sections, we encouraged students to make more than one draft if they felt this to be beneficial.

The fifth is the final two sections of the article, we deliberately offer less explicit feedback with respect to language errors we have commented on previously. In this way, we hope to push students towards increased responsibility, and ultimately independence, in the revision of drafts for linguistic correctness.

And the last is completion of all four sections, each student has to hand in the final version of the whole article. The drafts and any comments and suggestions made in tutorials are also handed in. We insist on this since they will give us invaluable insights into the process behind the writing of the texts. Despite these quite demanding conditions, we obtained a set of very satisfactory articles.

### ***3. Technique of teaching writing***

Nowadays, the teaching of writing has moved away from a concentration on a written product to an emphasis on the process of writing. There are some characteristics of a good writing:<sup>26</sup>

- a) Good writing reflects the writer's ability to use the appropriate voice. Even through all good writing conveys the sound of someone talking to someone else, the voice heard through the writing must also suit the purpose and the audience of the occasion.
- b) Good writing reflects the writers' ability to organize the material into a coherent whole so that it move logically from a central, dominant idea to the supporting points and finally to a consistent entry, conveying to the reader a sense of a well thought outplay.
- c) Good writing reflects the writers' abidingly to write clearly and ambiguously, to use sentence structure, language and example. So that the one possible meaning is the writers' intend one.
- d) Good writing reflects the writers' ability to write convincingly to interest readers in the subject and to demonstrate a thought and sound understanding of it.
- e) Good writing reflects the writers' ability to criticize the first draft and revise it.

Good writing reflects the writers pride in manuscript the willingness to spell and punctuate accurately and to check word meanings and grammatical relationship

---

<sup>26</sup> Zemach & Rumizek, *Academic Writing from Paragraph to Essay*, (Macmillan Publishers, 2005), h.55-57.

within the sentence before submitting the finished predict to the scurity of an audience.

#### ***4. Descriptive Text***

Descriptive text is a text which lists the characteristics of something or someone and description is a made of expository writing which is relied upon in other expository modes, we sometimes find difficulty in imagining a purely descriptive essay.<sup>27</sup> Descriptive is constantly describing people, place and object. Description appears in almost writing because writers try hard to create word image of ideas that they convey. There are two elements are crucial for effective description. First, the readers need explicit, specific details if they are created exactly the mental image in their minds. The readers are better able to create exactly the mental image if the details appeal to all sense, sight, hearing, taste, touch and smell. Second, the readers need a logical sequence of detail in partial order. The writers describe a person, a place and an object, might work from top to bottom, bottom to top, right to left, clock wise and so on.

Descriptive text is a text which lists the characteristics of something. Description is used in all forms of writing to create a vivid impression of a person, place, object or event, e.g. to; describe a special place and explain why it is special, describe the most important person in your life, and describe the animal's habit in your report. Descriptive writing or text is usually used to help writer develop an

---

<sup>27</sup> Pardiyono, *Teaching Genre-Based Writing*, (Yogyakarta: Erlangga, 1993), h.48.

aspect of their work, e.g. to create a particular mood, atmosphere or describe a place so that the reader can create vivid pictures of characters, places, object, etc. While in language function, descriptive writing is focused and concentrate only on the aspects that add something to the main purpose of the description-sensory description-what is heard, smelt, felt and tasted.

Precise use of adjectives, similes, methapors to create images/pictures in the mind e.g. their noses were met with the acrid smell of rotting flesh. And also strong development of the experience that "put the reader there" focus on key details, powerful verbs and precise nouns. Descriptive writing also consist of generic structure in range as: general statement, explanation and closing.

Descriptive is to describe a particular person, place or thing. It means you describe their colors, shapes, sizes, weight, height, width, density, contents and so on. The description has dominant language features as follows: using simple present tense, action verbs, passive voice, noun phrase, adverbial phrase, technical terms and general and abstract noun.

In getting easy to write a descriptive text, so we have to know about the generic structure of descriptive text. So the readers can understand the object that we will describe.

a) Identification

1. Identifying the phenomenon to be described.
2. Statement that describe the object that we will describe generally.

3. The statement must be interesting, so it the readers will be interested to read completely.
4. Using the adjective or degree of comparison.

b) Description

1. Giving description about the object that we can be described.
2. Describing the phenomenon in parts, qualities, or/and characteristic.

Using good grammatical pattern, such as tenses (present tense/present perfect tenses), verb (be, have, linking verbs) and using the adjectives that is used for describing the condition of object.

Description is strategy for resenting a verbal portrait of a person, place or thing. It is to develop a picture of “what something looks like”. A good description will efficiently create a sense of impression of readers, helping them visualize a scene of a person or understand sensation. Writing description is the way in writing to describe people, place and object and the writer can start write from wherever he/she want to write. As a concept of writing, there are three kinds of descriptive text into, they are describing place, people and thing.

a) Describing Place

Description of place is a text that describes the place looks, such as the condition, the situation etc.

b) Describing People

Description of people is a text that describes the people looks, such as the face, body, behavior etc.

c) Describing Thing

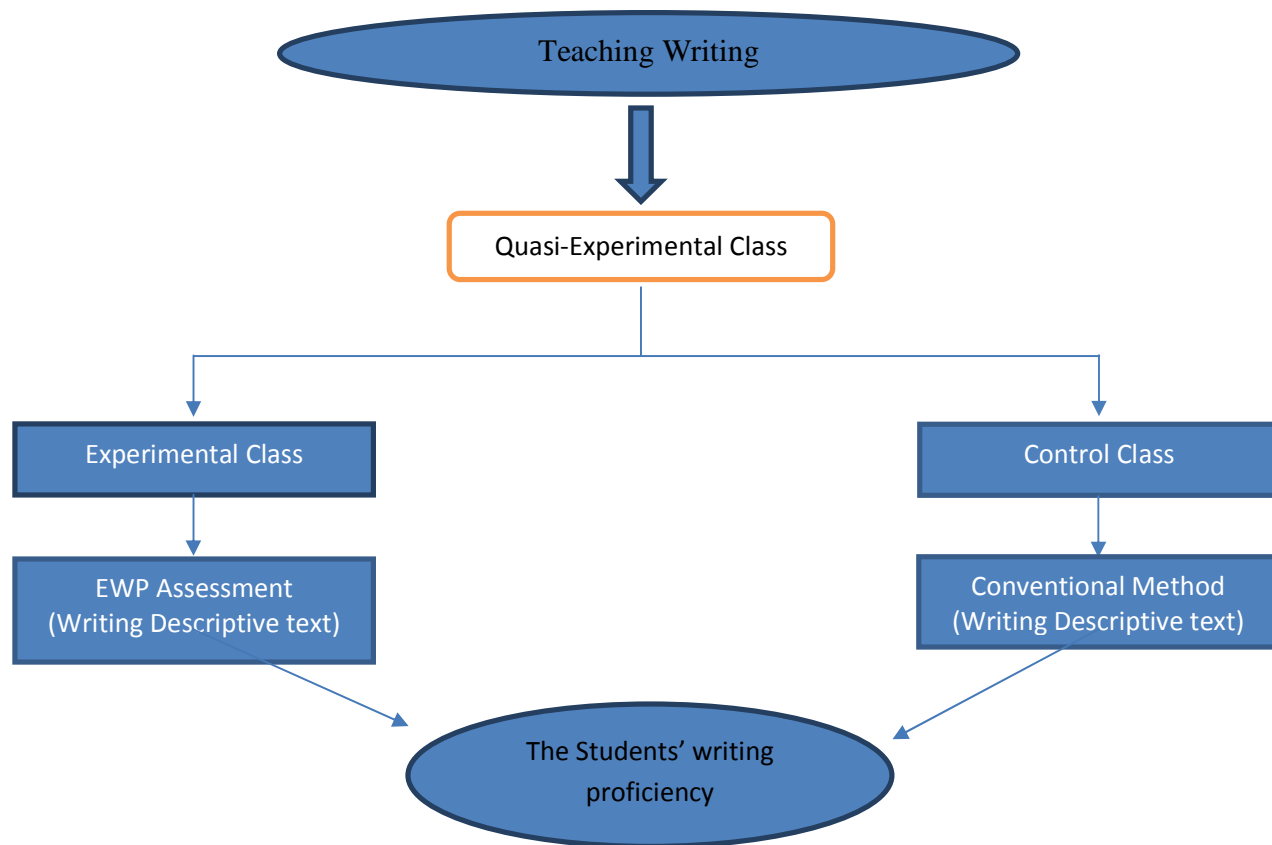
Description of thing is a text that describes the things looks, such as the condition, function etc.

Descriptive text has language feature: 1) Using attributive and identifying process. 2) Using adjective and classifiers in nominal group. 3) Using simple present tense

### **C. Conceptual Framework**

This research, researcher conducted a quasi-experimental class which is focus on increasing the students writing proficiency at the second year of MA Guppi Samata. In this quasi-experimental class, researcher conducted to use implementation Extended Writing Project (EWP) Assessment to increase the students writing proficiency especially in descriptive text.

The theoretical framework underlying this research is presented in the following diagram.



#### **D. Hypothesis**

Based on the framework describe above, the researcher tries to formulate the hypothesis of the research as follow:

Alternative hypothesis (H1): there is a significant difference the students writing proficiency between pre-test and pre-test.



**CHAPTER III**  
**RESEARCH METHOD**

**A. Research Design**

This research was a quasi-experimental design. It was used pre-test and post-test design in both experimental and controlled class. This research would be aimed to find is there any impact after using EWP Assessment on students learning achievement in writing. The treatment would be conducted after pre-test. To get the significant impact then the researcher would be comparing the result of pre-test and post-test.

In treatment process, the experimental class was taught by implementation Extended Writing Project Assessment while the control class was taught using conventional method. After the treatment, the two classes were given post-test to know the result of the treatment. To identify the significance difference of the experimental and controlled class, the researcher compared pre-test and post-test score of both classes that can be presented as follow:

**Figure 1. Research Design**

E	O <sub>1</sub>	X	O <sub>2</sub>
C	O <sub>3</sub>		O <sub>4</sub>

28

---

<sup>28</sup>Nahartyo, *Desain dan Implementasi Riset Eksoerimen*, (Yogyakarta: UPP STIM YKPN, 2012), h.107

Notes:

- E : Experimental Class
- C : Control Class
- O<sub>1</sub> : The result of pre-test in experimental class
- O<sub>2</sub> : The result of post-test in experimental class
- O<sub>3</sub> : The result of pre-test in control class
- O<sub>4</sub> : The result of post-test in control class
- X : The treatment using Mistake buster technique

### ***B. Research Variable***

Variable research was an attribute or value of people, objects or activities that have a certain variation defined by researchers to learn and then drawn the conclusion.<sup>29</sup> In the experimental research, in addition variable refers to the indication that show various in type and level.<sup>30</sup> There were two variables that would be manipulated by the researcher. They were independent variable (X) and dependent variable (Y).

1. Independent variable is a variable that influenced another variable achieve the researcher's expectation. The independent variable of this research was the implementation extended writing project assessment.”
2. Dependent variable is the result that expected through the implementation of the independent variable. The dependent variable of this research was the students' writing proficiency.

---

<sup>29</sup> Sugiyono, *Statistika untuk Penelitian*, ( Bandung: Alfabeta 2010), h.3.

<sup>30</sup> Sutrisno Hadi, *Metodologi Research Jilid 3*. (Yogyakarta : Andi, 2004), h.22.

### ***C. Population and Sample***

#### *1. Population*

Population is the whole of research subject, whereas sample is a part of population.<sup>31</sup> The population of this research was the students in the second year of MA Guppi Samata. The number of the class of population were four classes. And the total population were 102 students.

#### *2. Sample*

The researcher chosen two of the registered classes as the sample at the second year of MA Guppi Samata. The sample was taken by using purposive sampling technique. The English teacher's recommendation and suggestion were considered to choose the sample that can be representative of the population. The number of respondents as the sample were about 20 students in experimental class and 20 students in control class. The sample were taken from class XI-A as experimental class and XI-B as control class. Total of respondents both of experimental and control class were 40 students.

### ***D. Research Instrument***

The instrument is a measuring tool used to obtain quantitative information about the variation of the variable characteristics objectively.<sup>32</sup>

The instrument used in this research was writing test. The tests consisted of pre-test and post-test. It took place for six meetings and spent 90 minutes in each meeting included pre-test, treatment, and post-test. Pre-test was used to find out the students' writing descriptive ability and post-test was used to know

---

<sup>31</sup>Suharsimi Arikunto, *Prosedur Penelitian Suatu Pendekatan Praktek*. (Jakarta: Reneka Cipta, 2006).h.56

<sup>32</sup>Ibnu Hadjar, *Dasar-dasar Metodologi Penelitian Kuantitatif dalam Pendidikan*, (Jakarta: Raja Grafindo Persada, 1996), h.35.

whether there was an improvement of the students' writing descriptive ability after being treated implementation Extended Writing Project (EWP) Assessment.

### ***E. Data Collecting Procedure***

There were some steps that the researcher does in collecting data. The steps are verified as follow:

#### ***1. Pre-test***

Before doing the treatment, the students would be given pre-test to know the prior students' ability in writing descriptive text. In pre-test, researcher gave the students a topic including a few of information texts. And then the researcher let them to describe based on their own idea, feeling, or speculation based on the topic given without implementing extended writing project assessment.

#### ***2. Treatment***

Treatment is the way to improve students' skill learning achievement in writing by implementing extended writing project assessment after given the pre-test. The treatments taken place within 6 meetings and it takes 90 minutes for each class. After giving the pre-test, the students were treated by implementing extended writing project assessment. The treatments taken place within 6 meetings and it takes 90 minutes for each class. Teaching and learning processes are as follows:

1. Students would be given motivation before starting the materials.
2. The researcher gave some explanation about the learning process.
3. The researcher introduced the EWP assessment to the students.
4. The researcher showed to students some steps of EWP assessment.
5. The researcher explained what descriptive text is.

6. The researcher gave the students example of descriptive text.
7. The researcher gave topic according to the students' interest and the students would express it in writing text by EWP Assessment.

### ***3. Post-Test***

After applying the treatment, the researcher conducted post-test to the students to find out whether there is any progress or improvement of the students in writing ability after learning implementation Extended Writing Project (AWP) Assessment.

### ***F. Data Analyses Technique***

Data of this research would be analysed quantitatively, the quantitatively analysis is used for the data result from the writing descriptive text. Is employed statistical calculation to the hypothesis test.

There were two components that to be concern of the researcher in this research to measure the writing ability. The research proposed the scoring classification as suggested by Heaton. Here are explained the detailed of the explanation above with this criteria.

**Table 1. Content**

	<b>Classification Ability</b>	<b>Score</b>	<b>Criteria</b>
A	Excellent to Very good	50 – 40	Knowledgeable, substantive, etc.
B	Good to Average	40 – 30	Some knowledge of subject, adequate range, etc.
C	Fair to Poor	30 – 20	Limited knowledge of subject, little substance, etc.
D	Very poor	20 - 10	Doesn't show knowledge of subject, non-substantive, etc.

**Table 2. Organization**

	<b>Classification Ability</b>	<b>Score</b>	<b>Criteria</b>
A	Excellent to Very good	50 – 40	Fluent expression, ideas clearly stated, etc.
B	Good to Average	40 – 30	Somewhat choppy, loosely organized but main idea stand out, etc.
C	Fair to Poor	30 – 20	Non-fluent, ideas confused or disconnected, etc.
D	Very poor	20 – 10	Doesn't communicate, no organization, etc.

The data collected was analysed by using the t-test, the step as follows:

1. The formula used in scoring the students' correct answers was:

$$\text{Total grade} = \frac{\text{Total correct}}{\text{Total items}} \times 100$$

2. The scale in classifying the students' score was<sup>33</sup>

**Table 1**  
**Classification of the Students' Score**

	<b>Scale</b>	<b>Classification</b>
A	90 – 100	Excellent
B	80 – 89	Good
C	70 – 79	Adequate
D	60 – 69	Inadequate/unsatisfactory
F	Bellow 60	Failing/unacceptable

---

<sup>33</sup>Dounglas H Brown, *Language Assessment Principles and Classroom Practiced*, (New York: Longman, 2004), h.58.

3. The formula in calculating the mean score was:<sup>34</sup>

$$\bar{x} = \frac{\sum x}{N}$$

Where:

$\bar{x}$  = mean score

$\sum x$  = sum of all scores

N = total number of the respondents

4. The formula in calculating the standard deviation was:<sup>35</sup>

$$SD = \sqrt{\frac{SS}{N}}, \text{ where } SS = \sum X^2 - \frac{(\sum X)^2}{N_1}$$

Where:

SD = standard deviation

SS = the sum of square

N = total number of the subjects

$\sum x^2$  = the sum of all square; each score is squared and all the squares are added up

$(\sum x)^2$  = the square of the sum; all the scores are added up and the sum is square.

---

<sup>34</sup> L. R. Gay, *Educational Research: Competencies for Analysis*, (Pearson: Pearso Hall, 2006), h.348.

<sup>35</sup> L. R. Gay, *Educational Research: Competencies for Analysis*, (Pearson: Pearso Hall, 2006), h.349.

5. Finding out the significant difference.

The formula will be used in finding out the significant difference between students' score of both experimental and controlled class in Pre-Test and Post-Test was:<sup>36</sup>

$$t = \frac{\bar{X}^1 - \bar{X}^2}{\sqrt{\left(\frac{SS_1 + SS_2}{n_1 + n_2 - 2}\right)\left(\frac{1}{n_1} + \frac{1}{n_2}\right)}}$$

Where:

t = test of significance

$\bar{x}_1$  = mean score of experimental group

$\bar{x}_2$  = mean score of controlled group

SS<sub>1</sub> = sum square of experimental group

SS<sub>2</sub> = sum square of controlled group

n<sub>1</sub> = number of students of experimental group

n<sub>2</sub> = number of students of controlled group

---

<sup>36</sup> L. R. Gay, *Educational Research: Competencies for Analysis*, (Pearson: Pearson Hall, 2006), h.350.



## **CHAPTER IV**

### **FINDING AND DISCUSSION**

This chapter particularly presents the findings of the research which were presented as data description, and the discussion of the findings reveals argument and further interpretation of the findings. In this chapter, the researcher analyzed the data consisting of the result of pre-test and post-test not only in experimental class but also control class.

#### ***A. Findings***

The findings of the research based on the results of the data analysis that was collected by writing test. The writing test consisted of pre-test and post-test. Data analysis was used to measure the effectiveness of the technique. The pre-test was given to find out the initial students' writing proficiency especially in writing descriptive text before implementing EWP Assessment, and the post-test was given to find out the improvement of the students' writing proficiency after giving the treatment.

#### **1. The Classification of Students' Pre-test Scores in Experimental and Control Class**

The following table showed the distribution of the frequency and the percentage of final score of the students' writing proficiency at the Second Year Students of MA Guppi Samata in pre-test and post-test in experimental class.

**Table 4**  
**The distribution of frequency and percentage score of**  
**pre-test in experimental class**

No.	Classification	Score	Frequency	Percentage
1.	Excellent	90 – 100	0	0%
2.	Good	80 – 89	0	0%
3.	Adequate	70 – 79	1	5%
4.	Inadequate/unsatisfactory	60 – 69	8	40%
5.	Failing/unacceptable	Bellow 60	11	55%
<b>Total</b>			<b>20</b>	<b>100 %</b>

Table 4 above shows the rate score percentage of pre-test in experimental class from 20 students. Based on the table, most of the students had the poor score in writing test. It was proven that the students' score was extremely bellow the adequate area (95%) while the rest (5%) obtained the adequate score. The total of the students that had the poor score were 19 students from 20 students. It can be seen from the table above that 8 (40%) students obtained the inadequate score and 11 (55%) students obtained the failing score.

**Table 5**  
**The distribution of frequency and percentage of**  
**pre-test in control class score**

No.	Classification	Score	Frequency	Percentage
1.	Excellent	90 – 100	0	0%
2.	Good	80 – 89	0	0%
3.	Adequate	70 – 79	2	10%
4.	Inadequate/unsatisfactory	60 – 69	2	10%
5.	Failing/unacceptable	Bellow 60	16	80%

<b>Total</b>	<b>20</b>	<b>100 %</b>
--------------	-----------	--------------

Based on the table 3, in the previous page shows the rate score percentage of pre-test in control class from 20 students. None of the student was above the adequate score (excellent and good score). There were only 2 (10%) students obtained the adequate score. The students were extremely below the adequate score (90%). There were 2 (10%) students obtained the inadequate score and 16 (80%) students obtained the falling score. As same as the pre-test of the experimental class, most of them had poor score in writing proficiency. It was proven by the rate percentage of the experimental class and the control class. There were 95% students in the experimental class and 90% students in the control class obtained poor score.

## **2. The Classification of Students' Post-test Scores in Experimental and Control Class.**

The following table shows the distribution of frequency and percentage of final score of teaching writing at the Second Year Students of MA Guppi Samata Gowa in post-test for the experimental and the control class.

**Table 6**  
**The distribution of frequency and percentage of**  
**Post-test in experimental class score**

<b>No.</b>	<b>Classification</b>	<b>Score</b>	<b>Frequency</b>	<b>Percentage</b>
1.	Excellent	90 – 100	1	5%
2.	Good	80 – 89	8	40%
3	Adequate	70 – 79	8	40%
4.	Inadequate/unsatisfactory	60 – 69	3	15%

5.	Failing/unacceptable	Bellow 60	0	0%
<b>Total</b>			<b>20</b>	<b>100%</b>

The rate percentage of post-test in experimental class score from 20 students as **table 6** in the previous page shows that most of the students had improved their writing proficiency. It proved that 17 (85%) students got 70-100 or above the adequate score while the rest of the them obtained bellow the adequate score. There were 1 (10%) student obtained the excellent score, 8 (40%) students obtained the good score, 8 (40%) students obtained the adequate score, 3 (15%) students obtained the inadequate and none students obtained the failing score.

**Table 7**

**The distribution of frequency percentage of control class score in post-test**

No.	Classification	Score	Frequency	Percentage
1.	Excellent	90 – 100	1	5%
2.	Good	80 – 89	1	5%
3	Adequate	70 – 79	6	30%
4.	Inadequate/unsatisfactory	60 – 69	6	30%
5.	Failing/unacceptable	Bellow 60	6	30%
<b>Total</b>			<b>20</b>	<b>100%</b>

While, the rate percentage of score of the control class in post test from 20 students as **table 7** above shows, 8 (40%) students obtained the adequate score upward; 1 (5%) student obtained the excellent score 1 (5%) students obtained the good score and 6 (30%) students obtained the adequate score. Some of the students

12 (30%) obtained below the adequate score; 6 (30%) students obtained the inadequate score, and 6 (30%) students obtained the failing score.

### **3. The Mean Score and Standard Deviation of Experimental Class and Control Class in Pre-test and Post-test**

After calculating the result of the students score, the mean score and standard deviation of both classes can be presented in the following table.

**Table 8**  
**The mean score and standard deviation of experimental class and controlled class in post-test**

Class	Pre-test		Post-test	
	Mean Score	Standard Deviation	Mean Score	Standard Deviation
Experimental	48.5	55.53	75.75	77.71
Control	38.5	18.71	64.15	13.70

The table 8 above shows that, the mean score of experimental class in pre-test was (48.50) and the standard deviation of experimental class was (55.53), and the mean score of control class in pre-test was (38.50) and its standard deviation was (18.71). While the mean score of experimental class in post-test was (75.75) and the standard deviation of experimental class was (77.71), and the mean score of control class in post-test was (64.15) and its standard deviation was (13.70). It can be concluded from both of the tests; the experimental class obtained the greater mean score in the post test than the control class.

### **4. The Independent Sample Test of Experimental Class and Control Class**

After calculating the result of mean and standard deviation the score, the independent sample test both classes can be presented in the following table.

**Table 9**  
**Independent Samples Test of Pre-test and Post-test in**  
**Experimental Class**

	Levene's Test for Equality of Variances		t-test for Equality of Means						
	F	Sig.	t	Df	Sig. (2-tailed)	Mean Difference	Std. Error Difference	95% Confidence Interval of the Difference	
								Lower	Upper
Score Equal variances assumed	10.371	.003	-6.318	38	.000	-27.25000	4.31300	-35.98121	-18.51879
Equal variances not assumed			-6.318	28.290	.000	-27.25000	4.31300	-36.08070	-18.41930

Based on the table 9 above, the result of Sig.(2-tailed) between pre-test and post-test in experimental class was (0.000). The result of the test shows that sig.(2-tailed) was lower than the level of significance (0.05). Thus the conclusion based on statistical interpretation ( $0.000 < 0.05$ ) was the students' writing proficiency increase significantly by implementing Extended Writing Project Assessment.

**Table 10**  
**Independent Samples Test of Pre-test and Post-test in**  
**Control Class**

	Levene's Test for Equality of Variances		t-test for Equality of Means						
	F	Sig.	t	Df	Sig. (2-tailed)	Mean Difference	Std. Error Difference	95% Confidence Interval of the Difference	
								Lower	Upper
Score Equal variances assumed	4.779	.035	-4.946	38	.000	-25.65000	5.18590	-36.14830	-15.15170
Equal variances not assumed			-4.946	34.816	.000	-25.65000	5.18590	-36.17992	-15.12008

The table 10 above shows that the value of sig.(2-tailed) between pre-test and post-test in control class was (0.000). It was shown that the level of significance (0.05) was higher than sig.(2-tailed) (0.000). Based on the statistical interpretation, sig.(2-tailed)  $0.000 < 0.05$  concluded that there was significant improvement in students' writing proficiency without implementing EWP Assessment in control class.

The significant score between experimental and control class can be known by using independent sample test. The result of t-test can be seen in table 9 as following table:

**Table 11**  
**Independent Samples Test of Post-test in**  
**Experimental and Control Class**

	Levene's Test for Equality of Variances		t-test for Equality of Means						
	F	Sig.	t	Df	Sig. (2-tailed)	Mean Difference	Std. Error Difference	95% Confidence Interval of the Difference	
								Lower	Upper
Score Equal variances assumed	2.063	.159	-3.189	38	.003	-11.60000	3.63763	-18.96400	-4.23600
Equal variances not assumed			-3.189	32.353	.003	-11.60000	3.63763	-19.00645	-4.19355

The table 11 above shows that the value of sig.(2-tailed) between pre-test and post-test in control class was (0.003). It was shown that the level of significance (0.05) was higher than sig.(2-tailed) (0.003). Based on the statistical interpretation, sig.(2-tailed)  $0.003 < 0.05$  concluded that there was significant improvement in students' writing proficiency by implementing Extended Writing Project Assessment in experimental class while in control class using conventional.

The result of the independent sample test shows that there was significant difference between the experimental class who obtained treatment by implementing Extended Writing Project Assessment with control class who obtained treatment by conventional method. The statement was proved by the result of sig.(2-tailed) 0.003



lower the level of significance 0.05 and the degree of freedom  $(N_1 + N_2) - 2 = (20 + 20) - 2 = 38$ .

## ***B. Discussion***

### ***The result of data analysis***

This research was conducted six meetings. To make this discussion clear, the researcher would like to explain in parts; increasing students' writing proficiency by implementing extended writing through two aspects that have analyzed. The two aspects that have analyzed were content and organization of writing paragraph. The researcher also analyzed the students learning activities, feeling of happiness and interaction to each other showed that implementing extended writing was very effective to increase students' understanding especially in descriptive text.

The result of data analysis showed that implementing extended writing has managed to increase the students writing proficiency. It could be seen from the improvement of writing descriptive text from pre-text to post-test, the data analysis obtained mean score 48.50 in pre-test of experimental class, that this demonstrate the ability of beginning students about the material being tasted is still low.

The result of post-test students after treated by implementing extended writing had mean score 75.75 this result was very significant improvement. While the result in the controlled class had mean score 38.50 and the experimental class had mean 48.50 in pre-test result.

The result of the post-test in controlled class in writing had mean score 64.15 that indicated an increase compared to the pre-test. While the result of the post-test in

experimental class were given after the students treated by implementing extended writing project had mean 75.75. Therefore, it could be concluded that the purpose of the research has been achieved well.

In the last of analysis, based on the result of this research, which shows the students' scores were much higher after the treatment in experimental class by using extended writing project was surely beneficial to improve the students' writing proficiency especially in writing descriptive text.

In summary, the researcher asserted that Implementation Extended Writing Project Assessment is one of various strategy that useful in teaching writing. There were some points that make Implementation Extended Writing Project Assessment in teaching writing was effective. They were: the students were more active to participate in learning English especially in writing. The implementation Extended Writing Project Assessment helps the students to extent their ability by thinking actively about what they are going to write. Extended Writing Project Assessment give the students more chance and time to do pre-writing and make draft and re-draft their writing.

To conclude this research, it was shown that all data found discussed in this chapter referred to the rejection of the null hypothesis and acceptance of the alternative hypothesis. It means that the implementation Extended writing project assessment in teaching writing was affective towards second year students of MA Guppi Samata.

## CHAPTER V

### CONCLUSION AND SUGGESTION

#### *A. Conclusion*

Base on the research of the research, the researcher concluded that:

Teaching writing by implementing Extended writing Project at the second year of MA Guppi Samata was effective. It could be seen by the result of the test. The mean score of the post-test in experimental class was (75.75), while the mean score of the post-test in controlled class was (64.15). In addition the standard deviation of post-test in controlled class (13.70) and experimental class (7.78).

Implementing Extended Writing Project Assessment in experimental class was effective especially in writing descriptive text. This led the conclusion that implementing EWP Assessment is needed in English language teaching and learning in increasing their proficiency to organize their idea. Extended Writing Project Assessment which give them more chance and time to do pre-writing and make draft and re-draft their writing. The implementation of Extended Writing Project (EWP) Assessment also gives the students freedom to chose their topic, so they can decide the content that they want to write and they write the content under the guidance of the teacher.

## ***B. Suggestion***

Based on the findings, the writer stated suggestions as follows:

1. It is suggested the English teacher to apply Extended Writing Project (EWP) Assessment as one of the alternative ways in teaching writing. The students are expected to increase their intensity in learning writing through Extended Writing Project (EWP) Assessment. It is suggested to the English teacher to maximize in giving guidance to the students in learning and teaching writing process.
2. For the next researchers, they are suggest that they apply this technique in other components of writing such as: language use, vocabulary, and mechanics.

## BIBLIOGRAPHY

- Arikunto, Suharsimi. *Prosedur Penelitian Suatu Pendekatan Praktek*. Jakarta: Reneka Cipta. 2006.
- Bangert-Drowns, R. L., Hurley, M. M., & Wilkinson, B. *The effects of school-based writing-to-learn interventions on academic achievement: A meta-analysis*. Review of Educational Research. 2004.
- Brown, Douglas H. *Language Assessment; Principles and Classroom Practice*. Unites States of America: Pearson Education, Inc. 2004.
- Carino, Peter. *"The Basic College Writers"*. London Scott: Foresman Company. 1990.
- Chandler, Daniel. *"Writing strategies and writers' tools"*. English Today: The International. Review of the English Language. 1993.
- Childers, P. B., & Lowry, M. L. Introduction to Writing Across the Curriculum in secondary schools. Special issue of *Across the Disciplines: A Journal of Language, Learning, and Academic Writing*, December 8. [http://wac.colostate.edu/atd/second\\_educ/index.cfm](http://wac.colostate.edu/atd/second_educ/index.cfm). Accessed 14 August 2017. 2012.
- Dictionary.com. Retrieved from [Dictionary.com/browse/clairvoyant](http://Dictionary.com/browse/clairvoyant) on 2017 in Makassar.
- Fatmawati. *"Increasing the Students' Proficiency through Think-Talk-Write Method"*. A Thesis. Indonesian Journal Education 2, no.2. 2015.
- Gay. L, R. *Education Research: Competencies for Analysis and Application*, Clurles E. Marril Publishing Company, Columbus. 1981.
- Hadi, Sutrisno. *"Metodologi Research Jilid 3"*. Yogyakarta: Andi, 2004.
- Hadjar, I. *Dasar-dasar Metodologi Penelitian Kwantitatif dalam Pendidikan*. Jakarta: Raja Grafindo Persada. 1996.
- Harmer, J. *The Practice of English Language Teaching*. Cambridge: Cambridge University Press. 2008.
- Heaton, J.B. *Writing English Language Test*. New York: Longman.1991.
- Irawaty. *"Using E-Dialogue Journal to Improve the Students' Writing Skill"*. A Thesis. Universitas Negeri Makassar Journal. 2011.
- Kane, T. S. *The Oxford Essential Guide to Writing*. New York: Barkley books. 2000.
- Larsen-Freeman, D. & Anderson, M. *Techniques and Principles in Language Teaching 3rd Edition*. New York: Oxford University Press. 2013.

- McCormack, Joan and John Slaght. *Extended Writing & Research Skills*. California: Reading University. 2013.
- Nahartyo. "*Desain dan Implementasi Riset Eksperimen*". Yogyakarta: UPP STIP YKPN. 2012.
- Nordquist, Richard. *What Are the Characteristics of Good Writing*. Retrieved from [www.thoughtco.com](http://www.thoughtco.com) on 2017.
- Oshima, A., & Hogue, A. *Introduction to Academic Writing*. New York: Pearson Education, 2007.
- Pardiono. "*Teaching Genre-Based Writing*". Yogyakarta: Erlangga. 1993.
- Parera, J. D. *Menulis Tertib dan Sistematis*. Jakarta: Erlangga. 1993.
- Rahmatia. "*Using Dictation Technique to Improve Students' Writing Ability*". A Thesis. Indonesian Journal of English Education 2. No.2. 2015.
- Richard, C.J., & Renandya, A. W. (Eds.) *Methodology in Language Teaching; an Anthology of Current Practice*. Cambridge: Cambridge University Press. 2002.
- Rose, Margareth. "*What is Implementation?*". <http://www.whatis.com> (30 Oktober 2017).
- Smith, Et Barbara. "*A Guide to the Implementation Process: Stage, Steps and Activities*". Chapel Hill: TA&D Network. 2014.
- Sudjana, N. *Metode Statistika*. Bandung: PT. Tarsiko. 1999.
- Sugiono, Anas. *Metode Penelitian Administrasi*. Cet. XIV. Bandung: Alfabeta. 2006.
- Tiro, Muhammad Arif. *Dasar-Dasar Statistika*. Makassar: State University of Makassar Press. 2000.
- Walker, Robin. & Riu, Peres.C. "*Coherence in The Assessment of Writing Skills*". ELT Journal. 2008.
- Wijaya, I Made Purna. "*Teaching Writing In English As A Foreign Language*". *Lingual: Journal of Language and Culture*, volume 5, no. 2, [:https://ojs.unud.ac.id/index.php/language/article/view/19285](https://ojs.unud.ac.id/index.php/language/article/view/19285). Accessed 14 August 2017. 2015,
- Zemach, & Islam. "*Paragraph Writing*". Macmillan Publishers Limited. 2004.
- Zemach, D. E., & Rumizek, A L. *Academic Writing from Paragraph to Essay*. Macmillan Publishers. 2005.

# **A P P E N D I C E S**

**APPENDIX A**  
**The Row Score of the Students' Pre-test and Post-test**  
**in Experimental Class**

No	Respondents	Pre-test		Post-test	
		Score X	X <sup>2</sup>	Score X	X <sup>2</sup>
1	Respondent 1	40	1600	70	4900
2	Respondent 2	50	2500	75	5625
3	Respondent 3	50	2500	80	6400
4	Respondent 4	30	900	70	4900
5	Respondent 5	40	1600	70	4900
6	Respondent 6	35	1225	65	4225
7	Respondent 7	60	3600	75	5625
8	Respondent 8	65	4225	85	7225
9	Respondent 9	30	900	60	3600
10	Respondent 10	20	400	60	3600
11	Respondent 11	50	2500	75	5625
12	Respondent 12	65	4225	85	7225
13	Respondent 13	40	1600	80	6400
14	Respondent 14	10	100	80	6400
15	Respondent 15	60	3600	95	9025
16	Respondent 16	65	4225	85	7225
17	Respondent 17	70	4900	75	5625
18	Respondent 18	65	4225	70	4900
19	Respondent 19	60	3600	80	6400
20	Respondent 20	65	4225	80	6400
	<b>Total</b>	<b>970</b>	<b>52650</b>	<b>1515</b>	<b>116225</b>



**APPENDIX B**  
**The Row Score of the Students' Pre-test and Post-test**  
**in Control Class**

No	Respondents	Pre-test		Post-test	
		Score X	X <sub>2</sub> <sup>2</sup>	Score X	X <sub>2</sub> <sup>2</sup>
1	Respondent 1	30	900	65	4225
2	Respondent 2	60	3600	55	3025
3	Respondent 3	30	900	60	3600
4	Respondent 4	30	900	90	8100
5	Respondent 5	35	1225	35	1225
6	Respondent 6	30	900	58	3364
7	Respondent 7	30	900	85	7225
8	Respondent 8	50	2500	70	4900
9	Respondent 9	60	3600	78	6084
10	Respondent 10	20	400	38	1444
11	Respondent 11	20	400	70	4900
12	Respondent 12	10	100	63	3969
13	Respondent 13	50	2500	60	3600
14	Respondent 14	20	400	75	5625
15	Respondent 15	50	2500	50	2500
16	Respondent 16	75	5625	75	5625
17	Respondent 17	70	4900	70	4900
18	Respondent 18	20	400	65	4225
19	Respondent 19	55	3025	58	3364
20	Respondent 20	25	625	63	3969
	<b>Total</b>	<b>770</b>	<b>36300</b>	<b>1283</b>	<b>85869</b>

**APPENDIX C**  
**The Mean Score of Experimental Class and Control Class**

**A. Experimental Group**

**1. Pre-test**

$$\bar{X}_1 = \frac{\sum X}{N}$$

$$\bar{X}_1 = \frac{970}{20}$$

$$\bar{X}_1 = 48.5$$

**2. Post-test**

$$\bar{X}_1 = \frac{\sum X}{N}$$

$$\bar{X}_1 = \frac{1515}{20}$$

$$\bar{X}_1 = 75.75$$

**B. Control Group**

**1. Pre-test**

$$\bar{X}_2 = \frac{\sum X}{N}$$

$$\bar{X}_2 = \frac{770}{20}$$

$$\bar{X}_2 = 38.5$$

**2. Post-test**

$$\bar{X}_2 = \frac{\sum X}{N}$$

$$\bar{X}_2 = \frac{1283}{20}$$

$$\bar{X}_2 = 64.15$$

**APPENDIX D**  
**Standard Deviation of Experimental Class and Control Class**

**A. Experimental Group**

**1. Pre-test**

$$SD = \sqrt{\frac{SS_1}{n-1}}$$

$$\text{Where : } SS_1 = \sum X_1^2 - \frac{(\sum X)^2}{n}$$

$$SS_1 = 52650 - \frac{(970)^2}{20}$$

$$SS_1 = 58650 - \frac{940900}{20}$$

$$SS_1 = 58650 - 47.045$$

$$SS_1 = 58.603$$

$$SD = \sqrt{\frac{SS_1}{n-1}}$$

$$SD = \sqrt{\frac{58602.95}{20-1}}$$

$$SD = \sqrt{\frac{58602.95}{19}}$$

$$SD = \sqrt{3080.36}$$

$$SD = 55.53$$

**2. Post-test**

$$SD = \sqrt{\frac{SS_1}{n-1}}$$

$$\text{Where : } SS_1 = \sum X_1^2 - \frac{(\sum X)^2}{n}$$

$$SS_1 = 116225 - \frac{(1515)^2}{20}$$

$$SS_1 = 116225 - \frac{2295225}{20}$$

$$SS_1 = 116225 - 114761.3$$

$$SS_1 = 114761.3$$

$$SD = \sqrt{\frac{SS_1}{n-1}}$$

$$SD = \sqrt{\frac{114761.3}{20-1}}$$

$$SD = \sqrt{\frac{114761.3}{19}}$$

$$SD = \sqrt{6040.06}$$

$$SD = 77.71$$

**B. Control Class****1. Pre-test**

$$SD = \sqrt{\frac{SS_2}{n-1}}$$

$$\text{Where : } SS_2 = \sum X_2^2 - \frac{(\sum X)^2}{n}$$

$$SS_2 = 36300 - \frac{(770)^2}{20}$$

$$SS_2 = 36300 - \frac{592900}{20}$$

$$SS_2 = 36300 - 29645$$

$$SS_2 = 6655$$

$$SD = \sqrt{\frac{SS_2}{n-1}}$$

$$SD = \sqrt{\frac{6655}{20-1}}$$

$$SD = \sqrt{\frac{6655}{19}}$$

$$SD = \sqrt{350.62}$$

$$SD = 18.71$$

**2. Post-test**

$$SD = \sqrt{\frac{SS_2}{n-1}}$$

$$\text{Where : } SS_2 = \sum X_2^2 - \frac{(\sum X)^2}{n}$$

$$SS_2 = 85869 - \frac{(1283)^2}{20}$$

$$SS_2 = 85869 - \frac{1646089}{20}$$

$$SS_2 = 85869 - 82304.4$$

$$SS_2 = 3564.6$$

$$SD = \sqrt{\frac{SS_2}{n-1}}$$

$$SD = \sqrt{\frac{3564.6}{20-1}}$$

$$SD = \sqrt{\frac{3564.6}{19}}$$

$$SD = \sqrt{187.61}$$

$$SD = 13.70$$

## APPENDIX E

### Data Analysis of Pre-test in Experimental and Control Class

**Group Statistics**

group		N	Mean	Std. Deviation	Std. Error Mean
score	pre-test Experiment	20	48.5000	17.17556	3.84057
	pre-test Control	20	38.5000	18.71532	4.18487

### Independent Samples Test of Pre-test in Experimental and Control Class

	Levene's Test for Equality of Variances		t-test for Equality of Means							
	F	Sig.	t	df	Sig. (2-tailed)	Mean Difference	Std. Error Difference	95% Confidence Interval of the Difference		
								Lower	Upper	
Score	Equal variances assumed	.470	.497	1.761	38	.086	10.00000	5.68007	-1.49869	21.49869
	Equal variances not assumed			1.761	37.723	.086	10.00000	5.68007	-1.50146	21.50146

## APPENDIX F

### Data Analysis of Pre-test and Post-test in Experimental Class

**Group Statistics**

group		N	Mean	Std. Deviation	Std. Error Mean
score	pre-test Experiment	20	48.5000	17.17556	3.84057
	post-test Experiment	20	75.7500	8.77721	1.96264

### Independent Samples Test of Pre-test and Post-test in Experimental Class

	Levene's Test for Equality of Variances		t-test for Equality of Means						
	F	Sig.	t	df	Sig. (2-tailed)	Mean Difference	Std. Error Difference	95% Confidence Interval of the Difference	
								Lower	Upper
Score	10.371	.003	-6.318	38	.000	-27.25000	4.31300	-35.98121	-18.51879
Equal variances assumed									
Equal variances not assumed			-6.318	28.290	.000	-27.25000	4.31300	-36.08070	-18.41930

## APPENDIX G

### Data Analysis of Pre-test and Post-test in Control Class

**Group Statistics**

group	N	Mean	Std. Deviation	Std. Error Mean
score pre-test Control	20	38.5000	18.71532	4.18487
post-test Control	20	64.1500	13.69700	3.06274

### Independent Samples Test of Pre-test and Post-test in Control Class

	Levene's Test for Equality of Variances		t-test for Equality of Means						
	F	Sig.	t	Df	Sig. (2-tailed)	Mean Difference	Std. Error Difference	95% Confidence Interval of the Difference	
								Lower	Upper
Score Equal variances assumed	4.779	.035	-4.946	38	.000	-25.65000	5.18590	-36.14830	-15.15170
Equal variances not assumed			-4.946	34.816	.000	-25.65000	5.18590	-36.17992	-15.12008

## APPENDIX H

### Data Analysis of Post-test in Experimental and Control Class

**Group Statistics**

group	N	Mean	Std. Deviation	Std. Error Mean
score post-test Control	20	64.1500	13.69700	3.06274
post-test Experiment	20	75.7500	8.77721	1.96264

### Independent Samples Test of Post-test in Experimental and Control Class

	Levene's Test for Equality of Variances		t-test for Equality of Means						
	F	Sig.	t	df	Sig. (2-tailed)	Mean Difference	Std. Error Difference	95% Confidence Interval of the Difference	
								Lower	Upper
Score Equal variances assumed	2.063	.159	-3.189	38	.003	-11.60000	3.63763	-18.96400	-4.23600
Equal variances not assumed			-3.189	32.353	.003	-11.60000	3.63763	-19.00645	-4.19355



## APPENDIX I

### The Distribution of t-table

Df	Level of significance for one – tailed test					
	0.10	0.05	0.025	0.01	0.005	0.0005
	Level of significance for two – tailed test					
	0.20	0.10	0.05	0.025	0.01	0.001
1.	3.078	6.314	12.706	31.821	63.657	636.619
2.	1.886	2.920	4.303	6.965	9.926	31.598
3.	1.638	1.353	3.182	4.541	5.841	12.941
4.	1.533	2.132	2.776	3.747	4.604	8.610
5.	1.476	2.015	2.371	3.365	4.032	6.859
6.	1.440	1.943	2.447	3.143	3.707	5.959
7.	1.415	1.895	2.365	2.998	3.499	5.405
8.	1.397	1.860	2.306	2.898	3.355	5.041
9.	1.383	1.833	2.262	2.821	3.250	4.781
10.	1.372	1.812	2.226	2.764	3.169	4.587
11.	1.363	1.796	2.201	2.718	3.106	4.437
12.	1.356	1.782	2.179	2.681	3.055	4.38
13.	1.350	1.771	2.160	2.650	3.120	4.221
14.	1.345	1.761	2.145	2.624	2.977	4.140
15.	1.341	1.753	2.131	2.604	2.947	4.073
16.	1.337	1.746	2.120	2.583	2.921	4.015
17.	1.333	1.740	2.110	2.567	2.898	3.965
18.	1.330	1.734	2.101	2.552	2.878	3.922
19.	1.328	1.729	2.093	2.539	2.861	3.883
20.	1.325	1.725	2.086	2.528	2.845	3.850
21.	1.323	1.721	2.080	2.518	2.931	3.819
22.	1.321	1.717	2.074	2.508	2.819	3.792
23.	1.319	1.714	2.690	2.500	2.807	3.767
24.	1.318	1.711	2.640	2.492	2.797	3.745
25.	1.316	1.708	2.060	2.485	2.787	3.425
26.	1.315	1.706	2.056	2.479	2.79	3.707

27.	1.314	1.703	2.052	2.473	2.771	3.960
28.	1.313	1.701	2.048	2.467	2.763	3.674
29.	1.311	1.699	2.045	2.462	2.756	3.659
30.	1.310	1.697	2.042	2.457	2.750	3.646
30.	1.309	1.695	2.069	2.453	2.744	3.633
32.	1.308	1.693	2.037	2.449	2.738	3.621
33.	1.307	1.692	2.034	2.445	2.733	3.610
34.	1.307	1.690	2.032	2.441	2.723	3.601
35.	1.306	1.689	2.030	2.438	2.719	3.593
36.	1.305	1.688	2.028	2.434	2.715	3.588
37.	1.304	1.687	2.026	2.431	2.711	3.581
38.	1.304	1.686	2.024	2.428	2.707	3.575
39.	1.303	1.684	2.022	2.426	2.704	3.570
40.	1.303	1.683	2.021	2.423	2.704	3.551
60.	1.298	1.671	2.000	2.390	2.660	3.460
120	1.281	1.658	2.980	2.358	2.617	3.373
X	1.282	1.645	1.960	2.326	2.576	3291

**APPENDIX J**  
**RENCANA PELAKSANAAN PEMBELAJARAN**

Sekolah : MA Guppi Samata  
Mata Pelajaran : Bahasa Inggris  
Kelas/ Semester : XI / Satu  
Materi Pokok : Descriptive Text  
Alokasi Waktu : 2 x 45 menit

**1. KOMPETENSI INTI**

1	K 1	Menghargai dan menghayati ajaran agama yang dianutnya.
2	K 2	Menghargai dan menghayati perilaku jujur, disiplin, tanggung jawab, peduli (toleransi, gotong royong) santun, percaya diri, dalam berinteraksi secara efektif dengan lingkungan sosial dan alam dalam jangkauan pergaulan dan keberadaannya.
3	K 3	Memahami dan menerapkan pengetahuan (faktual, konseptual, dan prosedural) berdasarkan rasa ingin tahunya tentang ilmu pengetahuan, teknologi, seni, budaya terkait fenomena dan kejadian yang tampak mata.
4	K 4	Mengolah, menyaji, dan menalar dalam ranah konkret (menggunakan, mengurai, merangkai, memodifikasi dan membuat), dan ranah abstrak (menulis, membaca, menghitung, menggambar, dan mengarang) sesuai dengan yang dipelajari di sekolah dan sumber lain yang sama dalam sudut pandang/teori.

**2. KOMPETENSI DASAR DAN INDIKATOR**

No	Kompetensi Dasar	Indikator
1	1.1 Mensyukuri kesempatan dapat mempelajari bahasa Inggris sebagai bahasa pengantar komunikasi internasional yang diwujudkan dalam semangat belajar.	1.1.1 Menunjukkan semangat dalam proses pembelajaran di setiap tahapan.
		1.1.2 Bersungguh-sungguh dalam melaksanakan setiap kegiatan pada pembelajaran Bahasa Inggris.
2	2.3 Menunjukkan perilaku tanggung jawab, peduli, kerjasama, dan cinta	2.3.1 Menunjukkan sikap tanggung jawab dalam berkomunikasi

		damai, dalam melaksanakan komunikasi fungsional.		fungsional dengan menggunakan teks prosedur.
			2.3.2	Menunjukkan sikap kerjasama dalam berkomunikasi fungsional dengan menggunakan teks prosedur.
3	3.7	Menerapkan struktur teks dan unsur kebahasaan untuk melaksanakan fungsi sosial teks prosedur dengan menyatakan dan menanyakan tentang resep dan manual pendek dan sederhana, sesuai dengan konteks penggunaannya	3.7.1	Mengidentifikasi fungsi sosial teks prosedur
			3.7.2	Menerapkan struktur teks prosedur berupa resep dan manual.
			3.7.3	Menerapkan unsur kebahasaan teks prosedur berupa resep dan manual.

### 3. MATERI PEMBELAJARAN

- Teks deskriptif lisan dan tulis, sederhana, tentang orang, tempat wisata, dan bangunan bersejarah
- Personal description contains some information such as name, age, religion, address, school, and etc.  
Personal description can be in a form and text.  
Generic structure:
  - Mention the name, occupation, profession and career.
  - Mention full name, address, age, school, family.
  - Mention the physical features, his/her personality.

#### **Fungsi Sosial**

- Siswa dapat menunjukkan kesungguhan belajar bahasa Inggris terkait teks deskriptif sederhana tentang orang.
- Siswa dapat menunjukkan perilaku peduli, percaya diri, dan tanggung jawab dalam melaksanakan komunikasi terkait teks deskriptif sederhana tentang orang.
- Siswa dapat mengidentifikasi fungsi sosial, struktur teks, dan unsure kebahasaan pada teks deskriptif sederhana tentang orang.
- Siswa dapat merespon makna dalam teks deskriptif, lisan dan tulis, sederhana, tentang orang.
- Siswa dapat menyusun teks deskriptif lisan dan tulis sederhana tentang orang.

**Struktur Teks:**

- Mendeskripsikan/menggambarkan orang  
Personal description contains some information such as name, age, religion, address, school, and etc. Personal description can be in a form and text.  
Generic structure:  
Mention the name, occupation, profession and career.
  - Mention full name, address, age, school, family.
  - Mention the physical features, his/her personality.
- Mendeskripsikan/menggambarkan tempat wisata
- Mendeskripsikan/menggambarkan bngunan bersejarah

**Unsur kebahasaan:**

(Language feature)

- Use adjectives and compound adjectives e.g. brown-skinned, attractive and beautiful.
- Use linking verbs appear, is, etc.
- Use attributes has and have.
- Use question words who, which, how, where, etc.
- Use pronoun I, you, we, they, he, she, it.
- Use possessive pronoun my, your, our, her, his, etc.
- Use action verb related to the simple present tense, e.g. be, have, work, live, etc
- Use singular and plural nouns.
- Use simple present tense.

Simple present tense is

a. Verbal sentence

(?) To be (is/am/are) + S + Complement

Formula:

(adjective/adverb/noun)

(+) S + Verb(-s/-es) + Object

(-) S + Do/Does + Not + Verb +Object

(?) Do/Does + S + Verb + Object +?

b. Nominal sentence


Formula:

(+) S + To be (is/am/are) + Complement

(adjective/adverb/noun)

(-) S + To be (is/am/are) + Not + Complement (adjective/adverb/noun)

## Teks Prosedur



### Daniel Jacob Radcliffe

Daniel Jacob Radcliffe was born in Fulham, London, 23 July 1989. his nickname is Dan. He is the only child of Alan Radcliffe and Marcia Gresham.

Dan has white skin, dark brown hair, blue eyes, and pointed nose. His height is about 168cm. He is a loyal, shy, down to earth and humorous person. He is also intelligent and somewhat mysterious. He loves football, Formula One racing and gymnastics.

Identification

Description

#### 4. KEGIATAN PEMBELAJARAN

##### I. Langkah-Langkah Pembelajaran

1. Kegiatan Awal :
  - a. Guru mengucapkan salam dan tegur sapa dengan siswa
  - b. Guru mengajak siswa berdoa guna menanamkan rasa cinta dan keyakinan yang kuat kepada Tuhan
  - c. Guru mengabsen siswa
  - d. Guru menjelaskan proses kegiatan pembelajaran yang akan dilaksanakan
2. Kegiatan Inti :
  - a. Eksplorasi
    - 1) Siswa menyiapkan diri untuk menerima materi yang akan diajarkan dengan penuh percaya diri.

- 2) Siswa menerima segala pengantar serta penjelasan menyangkut materi yang akan diterima dengan ramah dan santun
- b. Elaborasi
  - 1) Guru memberikan penjelasan berkaitan tes yang diberikan pada pertemuan sebelumnya.
  - 2) Guru menjelaskan tentang procedure teks dengan cara konvensional, menuliskan di papan tulis.
  - 3) Guru memperlihatkan bentuk dari materi Extended Writing yang dijelaskan sebelumnya
  - 4) Guru memberikan contoh tentang tes yang diberikan kepada siswa
  - 5) Siswa menjawab pertanyaan yang diberikan guru secara lisan tentang contoh teks deskripsi.
- c. Konfirmasi
  - 1) Siswa memperhatikan penjelasan guru tentang tes yang sudah diberikan
  - 2) Siswa memberi umpan balik terhadap kesimpulan dari hasil pembelajaran hari itu dengan ramah dan santun.
3. Kegiatan Akhir :
  - a. Guru menanyakan kesulitan siswa dalam memahami teks
  - b. Guru menyimpulkan materi.

## II. Penilaian

Penilaian Sikap : Observasi sikap oleh guru

Penilaian Pengetahuan : Tes Tulis

Samata-Gowa, November 2017

Mengetahui,  
Guru Mata Pelajaran

Peneliti

**Muhammad Kaddas, S.Pd., M.Pd**

**Hilmiyah Amir**

**APPENDIX K**  
**THE RESEARCH INSTRUMENT**

---

---

**The Implementation Extended Writing Project Assessment to Increase the  
Students Writing Proficiency of the Second Year of MA Guppi Samata**

Item : Pre-test and Post-Test

Petunjuk Pengisian :

1. Instrument penelitian ini adalah alat yang digunakan untuk mengetahui kemampuan menulis saudara (i) untuk mengetahui tingkat pemahaman anda tentang writing sebelum dan setelah pengimplementasian **Extended Writing Project Assessment** di sekolah Anda.
2. Hasil tes tidak akan mempengaruhi nilai saudara (i) dalam mata pelajaran bahasa Inggris, karena hasil tes ini semata-mata digunakan untuk kepentingan penelitian.
3. Atas partisipasi, dukungan, dan kerja samanya, peneliti mengucapkan banyak terima kasih.
4. Isilah identitas Anda sesuai dengan tempat yang disediakan.
5. Dalam pengerjaan tes, Anda diperbolehkan membuka kamus.
6. Anda diberikan waktu selama 45 menit untuk mengerjakan tes ini.
7. Selamat mengerjakan.

Instruction:

Please write descriptive text about your family at least 2 paragraphs!



**STUDENTS' ANSWER SHEET**

Item : Pre-test

Name	:	.....
Reg. Number	:	.....
Class	:	.....

Score
-------

.....

.....

.....

.....

.....

.....

.....

.....

.....

.....

.....

.....

.....

.....

.....

.....

.....

.....

.....

.....

.....

.....

GOOD LUCK, KEEP CALM AND CARRY ON.

**STUDENTS' ANSWER SHEET**

Item : Post-Test

Name	:	.....
Reg. Number	:	.....
Class	:	.....

Score
-------

.....

.....

.....

.....

.....

.....

.....

.....

.....

.....

.....

.....

.....

.....

.....

.....

.....

.....

.....

.....

.....

.....

.....

.....

**GOOD LUCK, KEEP CALM AND CARRY ON.**

**APPENDIX L**  
**DOCUMENTATION**











## CURRICULUM VITAE



**Hilmiyah Amir** was born on October 6<sup>th</sup>, 1992 in Pinrang Regency, South Sulawesi. She has four brothers and no sisters. She is the only one girl from her father, Drs. H. M. Amir Hushad, M.Ag and her mother, Hj. Sunart, S.Pd.

The Researcher began her first education in Kindergarten. TK Aisyah and graduated in 1998. She continued her formal education in SDN 1 Pinrang and graduated in 2004. She continued her study in Mts DDI Lil Banat Parepare and graduated in 2007. Then she continued her study in the same school MA DDI Lil Banat Parepare and graduated in 2010.

In following years, she continued her study at State Islamic University (UIN) Alauddin Makassar. She was majoring in English Education Department in Tarbiyah and Teaching Science Faculty. Now, she has been finishing her study there and finishing her final project with the title: *The Implementation Extended Writing Project Assessment to Increase The Students' Writing Proficiency of The Second Year og MA Guppi Samata.*