


**DEVELOPING ENGLISH READING MATERIALS THROUGH WEB BLOG FOR
STUDENTS OF ENGLISH EDUCATION DEPARTMENT AT
STATE ISLAMIC UNIVERSITY OF ALAUDDIN MAKASSAR**



*Submitted in Partial Fulfillment of the Requirements for the Degree of Sarjana
Pendidikan in English Education Department of Tarbiyah and Teaching
Science Faculty of UIN Alauddin Makassar*

UNIVERSITAS **By:** ISLAM NEGERI
NUR FADILAH RAHMAN
20400114014
ALAUDDIN
M A K A S S A R

**ENGLISH EDUCATION DEPARTMENT
TARBIYAH AND TEACHING SCIENCE FACULTY
STATE ISLAMIC UNIVERSITY OF ALAUDDIN MAKASSAR 2018**

PERNYATAAN KEASLIAN SKRIPSI

Mahasiswa yang bertanda tangan di bawah ini:

Nama : Nur Fadilah Rahman
Nim : 20400114014
Tempat/Tanggal Lahir : Jeneponto, 27 Maret 1996
Jurusan : Pendidikan Bahasa Inggris
Fakultas : Tarbiyah dan Keguruan
Alamat : Samata

Dengan penuh kesadaran penulis yang bertanda tangan di bawah ini menyatakan bahwa skripsi yang berjudul "*Developing English Reading Materials through Web Blog for Students of English Education Department at State Islamic University of Alauddin Makassar*" merupakan hasil karya penulis sendiri. Semua sumber yang dikutip maupun dirujuk telah penulis nyatakan dengan benar. Jika dikemudian hari ternyata pernyataan penulis tidak benar, maka penulis bersedia menerima sanksi yang telah ditetapkan oleh Fakultas Tarbiyah dan Keguruan UIN Alauddin Makassar.

UNIVERSITAS ISLAM NEGERI
ALAUDDIN
M A K A S S A R

Makassar, 08 Oktober 2018

Penulis



Nur Fadilah Rahman

NIM 20400114014

PERSETUJUAN PEMBIMBING

Pembimbing pendisiplin skripsi sandari Nur Fadiah Rahman NIM. 20400114014, mahasiswa Jurusan Pendidikan Bahasa Inggris Fakultas Tarbiyah dan Keguruan UIN Alauddin Makassar, setelah dengan seksama meneliti dan mengoreksi skripsi yang bersangkutan dengan judul *"Developing English Reading Materials through Web Blog for Students of English Education Department at State Islamic University of Alauddin Makassar"* membandingkan bahwa skripsi yang telah memenuhi syarat-syarat ilmiah dan dapat disetujui untuk diajukan ke sidang sarjana.

Demikian persetujuan ini diberikan untuk dipergunakan dan diproses selanjutnya.

Makassar, 27 Agustus 2018

Pembimbing I

Pembimbing II

 UNIVERSITAS ISLAM NEGERI 
ALAUDDIN
Dr. Muhammad Yuni, M.Hum., M.A. Dra. H. Sa'adah, M.Ed., St., Ph.D.
NIP. 19730126 200312 1 001 NIP. 19671231 199303 2 016

M A K A S S A R

PENGESAHAN SKRIPSI

Skripsi yang berjudul *"Developing English Reading Materials through Web Blog for Students of English Education Departemem at State Islamic University of Alauddin Makassar"* yang disusun oleh nama Nur Fadilah Rahman, NIM: 20400114014, Mahasiswa Jurusan Pendidikan Bahasa Inggris pada Fakultas Tarbiyah dan Keguruan UIN Alauddin Makassar, 2016, dan dipertahankan dalam sidang munaqasyah yang diibenggarakan pada hari Senin tanggal 08 Oktober 2018 M bertepatan dengan tanggal 28 Muharram 1440 H dan diratakan dapat diterima sebagai salah satu syarat untuk mendapatkan gelar Sarjana Pendidikan (S.Pd) pada Fakultas Tarbiyah dan Keguruan Program Studi Pendidikan Bahasa Inggris dengan perbaikan


Samata-Gowa, 08 Oktober 2018
28 Muharram 1440 H

DEWAN PENGUJI

(SK. Dekan No. 2781 tertanggal 04 Oktober 2018)

Ketua	: Dr. St. Nurpudji, S.Pd., M.Pd.	
Sekretaris	: Dr. St. Aisyah Cahya, S.Ag., M.Pd.	
Munaqisy I	: Dr. Kamsyah, M.Pd.	
Munaqisy II	: Dr. Hj. Marliana, M.Hum.	
Pembimbing I	: Dr. Fuhr. Fauzi, M.Hum., S.A.	
Pembimbing II	: Dra. Hj. M. Aswadi, M.Hum., S. Pd.	

Mengetahui :
Dekan Fakultas Tarbiyah dan Keguruan
Uin Alauddin Makassar


Dr. H. Muhammad Amri, Lc., M.Ag.
NIP. 197301202003121001

ACKNOWLEDGMENT



Alhamdulillah Rabbil Alamin, the researcher would like to praise and express her deep gratitude to the Almighty Allah SWT, for his blessing, guidance, inspiration and good health have given to the researcher to conduct the writing of this thesis. Also never forget to convey Shalawat and Salam to the prophet Muhammad SAW that who has brought us from the darkness to the lightness and also inspired us to be a good person in life.

The researcher would like to express the greatest thanks and appreciation for those people who has valuable guidance, correction, suggestion, advice and golden support, especially to:

1. The researcher hands much thank to her family, beloved parents **Abd. Rahman** and **Rahmatiah** and all her siblings **Fahri Rahman** and **Tri Fahmi Rahmadani** for the pray, encourage, inspiration, love and motivation that made me never give up to learn than never forgotten provide countless the material supports. So that, she could finish this thesis writing.
2. **Prof. Dr. Musafir Pababbari, M.Si.** The Rector of State Islamic University of Alauddin Makassar.

3. **Dr. H. Muhammad Amri, Lc., M.Ag** The Dean and all of The Vice Dean, Administratif Staffs of Tarbiyah and Teaching Science Faculty of State Islamic University of Alauddin Makassar.
4. **Dr.Kamsinah, M.Pd.I.** and **Dr. Sitti Nurpahmi, S.Pd, M.Pd.,** the head and secretary of English Education Department and to all The Lecturers and Staffs of English Department for sharing the knowledge.
5. **Dr. Muhammad Yaumi, M.Hum., M.A** as her first consultant and **Dra.Hj. St.Azisah,M.Ed.St.,P.hd.** as her second consultant who have given guidances, comments, and corrections, so that the researcher could finish this thesis as good as possible.
6. **Dr.Hj.DjuwairiahAhmad,M.Pd.,M.TESOL** and **Nur Aliyah Nur, S.Pd., M.Pd.**as the expert Judgment who have guided the researcher during the writing of her thesis.
7. **Dr.Kaharuddin. S.Ip., M.Hum.** and **Dr. Hj. Mardiana M.Hum** as an expert Lecture of curriculum and Lecture of English Reading materials in English Education Department.
8. The researcher close friends, **Aulia Nurul Adiyah, St. Agustina, Radyatul Jamilah, Utari Muhdar, Arizandi, Arsi Haruna, Putri Sakinah, Nur Khalisa, Nur Intan Natsir, Nur Khairat Amaliah, Rismawati,** and The Researcher KKN friends **Siti Nirmalasari, Mildawati,** and **Munifah Yusriah** thanks for all the things that they gives to her, for the support, all smiles and tears that strengthen the researcher and for the togetherness until today and forever.

9. The researcher best partner friend in R&D project, Nur Devitasari as researcher partner to finish this thesis for her patience, the up's and down, sincere friendship and assistance during the writing, and all of friends in class 1.2 and 3.4 in Academic year 2014 that thought me about togetherness and solidarity motivation and nice friendship that have been passed together.

The researcher realizes that, this thesis is far from perfect and still the simplest one. If there are some criticisms, and suggestions will be highly appreciated. May all our wishes and efforts will be blessed by Allah SWT. Amin ya Rabb.

Makassar, 08 Oktober 2018



UNIVERSITAS ISLAM NEGERI
ALAUDDIN
MAKASSAR
Nur Fadilah Rahman
NIM: 20400114014

TABLE OF CONTENTS

TITLE PAGE	i
PERNYATAAN KEASLIAN SKRIPSI	ii
PERSETUJUAN PEMBIMBING	iii
PENGESAHAN SKRIPSI	iv
ACKNOWLEDGMENT	v
TABLE OF CONTENTS	vii
LIST OF PICTURE TABLE	x
LIST OF APPENDICES	xi
CHAPTER I INTRODUCTION	
A. Background	1
B. Research Focus and the Description of Focus.....	4
D. Research Problem.....	4
C. Research Objective	4
D. Literature Study	5
E. Objective and Significance.....	6
CHAPTER II THEORITICAL REVIEW	
A. Some Preview Research Findings.....	9
B. Conceptual Framework.....	12
CHAPTER III RESEARCH METHODOLOGY	
A. Research Type, Location and Subject..	15
B. Research Approach	17
C. Data Resources	21
F. Method of Data Collection	21
E. Research Instruments	22

CHAPTER IV FINDING AND DISCUSSION

A. Findings 25

B. Discussions. 59

CHAPTER V CONCLUSION AND RECOMMENDATION

A. Conclusions61

B. Recommendations 62

BIBLIOGRAPHY 63

APPENDICES 65



LIST OF APPENDICES

Appendix 1 : Syllabus of Learning Materials	66
Appendix 2 : Lesson Plan	70
Appendix 3 : Learning Materials	73
Appendix 4 : Instrument (Questionnaires)	77
Appendix 5 : Instrument (Interviews)	86
Appendix 6 : Web Blog Reviews	94
Appendix 7 : Documentasions	98
Appendix 8 : Web Blog Views	100
Appendix 9 : Curriculum Vitae	



LIST OF PICTURES AND TABLES

Figure 2.1	Conceptual Framework	14
Figure 3.1	Dick and Carey Development Models	17
Table 3.1	List of Students Total Number.....	16
Table 3.2	Questionnaire statements.....	23
Table 3.3	Interval Score by Likert Scale	23
Table 3.4	Expert Rubric.....	24
Table 4.1	Students' Need Assessment Questionnaire	30
Table 4.2	List of Blog Review	38
Table 4.3	Base Competence and Competence Indicator	41
Table 4.4	Learning of Materials	42
Table 4.5	Prototype of Learning Materials	43
Figure 4.1	Background of Web Blog	45
Table 4.6	General Layout	46
Table 4.7	Proofreaders' 1 Outcomes	49
Table 4.8	Proofreaders' 2 Outcomes	50
Table 4.9	Expert Judgment of Media.....	52
Table 4.10	The Average Expert Validation	53
Tabel 4.11	The Effectiveness of Students in Applying Web Blog.....	57

ABSTRACT

Researcher : Nur Fadilah Rahman
Reg. Number : 20400114014
Department : English Education
Faculty : Tarbiyah and Teaching Science
Title : “Developing English Reading Materials through Web
*Blog for Students of English Education Department at
State Islamic University of Alauddin Makassar*”
Consultant I : Dr. Muh. Yaumi, M. Hum, M.A
Consultant II : Dra. Hj. St. Azisah, M.Ed. St., Ph.D

The research is about developing Web Blog in teaching and learning English reading materials. There are three aims in this research. The first, this research aimed to describe teaching English reading materials for students of English Education Department in term extremely need. The second is to produce the blue print of Web Blog that contains of English reading materials. The third, this research aimed to examine the effectiveness of the application and implementation of Web Blog as a media in teaching and learning English Reading Materials for students of English Education Department intake academic year 2015/2016.

The research design used in this study was Research and Development (R&D) to obtain a new knowledge that it might used to create a new product. The development model that used is Dick and Carey models it consist of ten phases. In this research, due to the limited times and funds the researcher simplified the ten phases of Dick and Carey models into three phases. They were analysis, design, and evaluation

Types of data obtained in this study were quantitative and qualitative data. The instruments used to collect the data were interview and questionnaire. The result of interviewing Students and Lectures determined that English reading materials for students of English Education Department was indicated Review Text extremely need. The expert validation of media consist two experts it was used to evaluate the Web Blog which consisted of three criteria for evaluating the Web Blog. The research findings was indicated that the Web Blog as media was valid. The average validity of media reached 69.4% and categorized as a Valid media. The result of students effectiveness in used media Web Blog that consist sixteen statements reached the average score 63.25% refered to the Agree category in applying media web blog in learning English Reading Materials. Based on the findings, it is advisable that, the English teachers apply Web Blog in their Reading classes. It is also advisable that in the future researchers conduct a similar study to different level of students.

CHAPTER I

INTRODUCTION

A. *Background*

Internet plays an important role in our daily routines, where there are many fold of reasons why the information and communication technology (ICT) have gained importance in the practice of English Language Teaching (ELT). The first, it is a fact that Internet access is becoming cheaper and more widely available. The second, many young learners are born and growing up with technology as a natural and integrated part of their lives. The third, many textbooks and teacher resources come with additional materials that encourage the use of technology in the classroom either by incorporating interactive videos or tape recorders or by providing links to various websites where students can reinforce their English language skills even outside the classroom. (Sattar, 2015). All these ideas have come up from the fact that by providing learners with opportunities to learn in ways that satisfy their needs, they will eventually become more engaged in the learning process and in realizing their potential

Blog is like an online journal to keep and an electronic book to read. The subject matter of a blog might be anything like a personal diary, personal opinions or general information about any topic. Publishing on blog is comparatively easier than publishing something in newspaper or book. In addition to that, while sites like Facebook or Twitter and the others social media are the great social networks to connect and share things with the world, they are not more appropriate than blogs because blogs are tailor made for writing, reading and publishing. One basic

skill to another, and create a social learning environment that facilitates collaborative learning. The biggest reason for using blog in language teaching is their general set up blogs invite participation and have the potential to democratize a classroom since the learners are given the chance of equal participation. Furthermore, active participation of the quieter students is increased in online environments. Blogs give learners more control over their own learning when it is created by students themselves. Also, blog can give the students feeling of ownership of a personal space, a sense of belonging that is not so easily achieved in any face-to-face environment. Additionally, publishing reflective commentaries on the Internet is an effective way for students to share each other's opinions and thoughts.

Reading is one of the skills that the students should learn. To get information from the source, the learners have to be able to read the text effectively and efficiently. (Venable, 2004).

Reading serves multifaceted purposes. People read books for a variety of reasons. They read to comprehend a text and answer comprehension check questions, to do grammar activities, to solve language problems, to improve language ability, to achieve pleasure and information, to know the instruction of using a particular tool, to be familiar with a particular country or place, to decode message from a printed document, to get idea from inscription from any objects and there is something we want to find out, some information we want to check or clarify, some opinion we want to match against our own (Hermida, 2009).

The success of teaching and learning process are instilled by several factors either directly or indirectly. At least there are four dominant factors that are involved in it, namely teacher, teaching materials, methods of teaching, and learners. It means that there are many things that can be done by the teachers of English in order to improve the students' language ability. In teaching reading, the teacher should have the ability to guide students in learning reading. Reading is difficult subject that makes students' to be lazy to follow the lesson. The problem that comes from the *teacher is the method applied in teaching reading*. Teacher's method in teaching reading does not lead students to learn more effectively and does not attract student's attention to learn more (Sada & Bunau, 2017). The researcher assume when students master reading, it will affect another skill such as speaking and writing. They will not speak up without reading something, so does writing. The writer will not be a good writer if they did not figure out the reading

Based on the researcher interview of students's English Education Department 1 and 2 class intake academic year 2015/2016 there are many students consider the reading class to be boring and it is hard to follow the lesson. It can be seen that students have low enthusiasm in reading class, and learning condition did not support them to improve their reading ability. And than, the students nowadays are extremely addict to always online access by using gadget. So, this is the precious chance for researcher to utilize the students's habitual as good as possible especially in English learning. So that, to make it clearly the researcher it would require a media as one of the facilities that support the learning process

especially in reading class. Therefore, the researcher interested in developing a media and doing a research by lifting English Reading Materials through Web Blog.

B. Research Focus and Description of Focus

The focus of this research was limited to English reading materials that could be used in the Web Blog, to design the prototype of English reading materials in integrating Web Blog, and the effectiveness of using web blog in English reading materials for students of English Education Department at State Islamic University of Alauddin Makassar. This research was developed an English reading material integrated with web blog by using Dick and Carey model which contained ten phases. Due to the limited time and funds the researcher simplified the ten phases of Dick and Carey model into three phases. They were analysis, design, and evaluation.

C. Research Problems

Based on the background explained previously, the researcher formulates the research focus as follow:

1. What are the current English Reading Materials in the Web Blog that can be used for students of English Education Department at State Islamic University of Alauddin Makassar?.
2. How is the prototype of English Reading Materials integreting Web Blog for students of English Education Department at State Islamic University of Alauddin Makassar?.

3. How is the effectiveness of using web Blog in English Reading Materials for students of English Education Department?.

D. Literature Study

This part, the researcher writes down some previous related research findings, some of them are states below:

1. DeLallo (2012) in her research *The Effects Of Classroom Blogging On Reading Comprehension And Interpersonal Contacts Among Fifth Grade Students* state that the overall goal of this research was to improve students' reading comprehension as well as rate and the effectiveness of communication with peers within a blog using Collaborative Strategic.
2. Aydin (2014) in his reasearh *The Use of Blogs in Learning English as a Foreign Language* said that this thesis has several founding that is; first, blogging as a language learning strategy makes significant contributions to enhancing learners' cultural knowledge and cultural awareness about the target society. In addition, the use of blogs enhances learners' cultural interactions, competencies and exchanges. Second, blogging plays an important role in developing learners' interactions and communications in the target language. Third, blogs are effective tools for developing speaking, reading and writing skills.
3. Zhang (2009) in his research *The Application Of Blog In English Writing* said that this thesis points out that the blog is an effective tool

for students to improve English writing on the basis of the general observation of features and its application in education

4. Mutmainnah (2016) in her research *Implementing Blogs As A Learning Tool In Asian EFL/ESL Learning Context* state that the integration of blogs into EFL/ESL learning process can motivate and influence the learners in learning foreign language especially in writing.

E. Objective and Significance

1. Objective

Based on the problem statement above, the aims of this study as follows:

- a. To describe teaching English Reading Materials through Web Blog for students of English Education Department at State Islamic University of Alauddin Makassar in term of students' extremely need.
- b. To produce the blue print of Web Blog that contains English Reading Materials for students of English Education Department at State Islamic University of Alauddin Makassar.
- c. To examine the effectiveness of using web blog in English reading materials for students of English Education Department at State Islamic University of Alauddin Makassar.

2. Significances

a. Theoretical Significance

This research is expected to give a knowledge contribution on how to develop an effective media that shape on blog in order to develop English reading materials for students of English Education Department at State Islamic University of Alauddin Makassar.

b. Practical Significances

1) *Significance for the Students*

The students are categorized as digital natives and they are exposed to digital gadgets since they were born. Throughout their life expectancy, they are surrounded by ICT tools such as laptops, computers, mobile phones and so forth that may indicate the use of Social Media in their daily life (Febrian, 2005). So that, to developing a media and doing research in English Reading Materials through Web Blog for Student of English Education Department it will be very useful.

2) *Significance for the Tutors*

Researchers have found that there is booming of E-learning classrooms, where the students might be learn the online content by using the computer mediated tools such as laptops and smart-phones. With that, teachers nowadays are moving towards the adaptation of ICT in their teaching and learning reading materials such as by the use of online discussions using Web Blog for the purpose of enhancing the digital native students' participations especially in learning english reading materials.

3) *Significance for the Researcher*

By this research, the researcher itself hopefull can add insight, knowledge, and experience regarding the broad scope of education. Especially regarding the development of teaching English Reading Materials through Web Blog for Students of English Education Department.



CHAPTER II

LITERATURE REVIEW

In this chapter, the researcher presented the discussions of same preview Research findings such as, English reading, materials development, web blog and conceptual framework.

A. *Same Preview Research Findings*

1. English Reading

Reading can be seen as an active process of comprehending where students need to be taught strategies to read more efficiently. For example, guess from context, define expectations, make inferences about the text, skim ahead to fill in the context, etc (Czico, Greenleaf, Hurwitz, & Schoenbach, 2000).

The reading is viewed as a process of decoding written symbols, working from smaller units (individual letter) to larger ones (words, clauses and sentences). If viewed in terms of differences in scope, it can be distinguished three kinds of meaning to read: Understanding the first is a narrow sense, namely the sense that regards reading it as a process of written symbols recognition. Into this process included the recognition of words carefully, in a wide range, and quickly. The sentence above means that that students do not read all the sentences in reading but they find out some cues or words to get the idea of the text.

Reading comprehension as understanding a written text means extracting the required information from it as efficiently as possible. Teachers assume that to be able to comprehend, students should do comprehension exercise in order to improve their reading skills. Students tend not to read a text for overall meaning

but rather to read in a point in the text at which a cue word in a question suggests the answer may be found.

Reading is not only a single skill but a set of related skills. These include:

1. Word recognition and mastery of vocabulary.
2. The ability to see in the material the structures of the sentences, paragraphs, and longer passages that form the whole units.
3. The intelligence to follow the thought development in the result of presenting and making any relevant deductions, inferences, or critical assessments.
4. The ability to concentrate on the reading task (DeLallo, 2012).

Comprehension of a text requires right linking between symbol and meaning in addition to finding the meaning through context, choosing the suitable meaning, organizing reading thoughts, recalling these thoughts and using them in current and future activities (Al-Sagaby & Allamankhrah, n.d.).

According to the explanation above the researcher conclude that reading is an active process to comprehend the content of the text as the result of learning process.

2. Materials Development

Material development is everything made by people (the writers, the teachers, or the learners) to give and utilize information and provide experience of the using language, which is designed to promote language learning. So, in developing materials they need to identify, first, learners' needs and consider the objective of the learning. Then, they can develop the materials by adapting them

in order to improve or to make them more suitable to learners' needs. Adaptation can be carried out by reducing, adding, omitting, modifying, and supplementing learning materials. Materials development that the most apt due to its inclusivity. It includes adaption, creation of learning and teaching exercises, a task, an activity, a lesson, a unit, or a module composed of several units (Tomlinson, 2012).

According to researcher materials development refers to designing or making, improving, or creating a new product such as English reading materials as a number of interactive processes between the reader and the text, in which readers use their knowledge to build, to create, and to construct meaning.

3. Web Blog

A weblog, or 'blog' for short, is recognized by its regularly updated, time and date stamped posts, running down the computer screen in chronologically reverse order (i.e. the most recent post comes first). Crucially, there is an 'Add Comment' feature so that readers of posts can leave their opinions, questions or thoughts (Zhang, 2009).

A blog is more like of an online newspaper with the exception that materials published on blogs are arranged in an ascending chronological order and configured in a way to show the most recent information firstly A blog may also refer to a website of a person who writes a mixture of things in the form of calendar that contains events, biographies and opinions on a web page within which stories, personal experiences, discussions and debates are published with photos and audio records usually attached thereto (Munira, 2016).

On the Internet, a “Blog” usually means an online journal, personal or professional, that is frequently updated and which is intended for general public consumption. The essential characteristics of the blog are its journal form, typically a new entry at regular intervals, and its informal style. Blogs also often include different kinds of media like photos, audios and videos. Because of the relative quickness and ease of publishing, the number of blog users has grown rapidly in recent years, and we can now observe blogs being used for personal, educational, journalistic as well as commercial purposes (Buran, 2015).

The conclusion above that the innovative Instructor doesn’t advocate using technology for technology’s sake, but learners blogging can be a way to achieve several learning outcomes for a course in the learning process especially in reading materials. By using Web Blog in learning process can make each learners will contribute and blog is a different ways as a pedagogical tools.

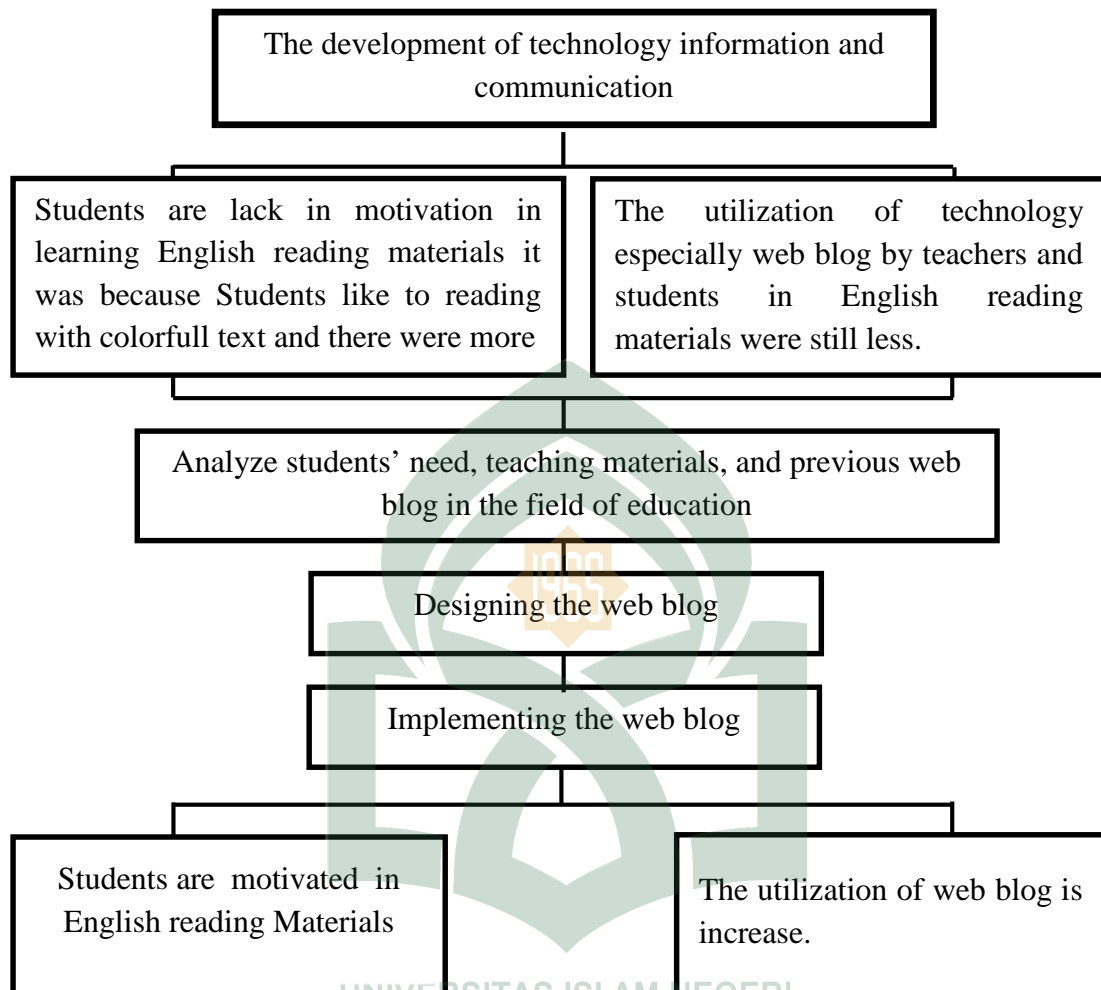
B. *Conceptual Framework*

The development of technology information and communication has an impact in academic world, especially, in learning English language. The development of technology not only has positive impacts but also has negative impacts because system network can access all information in the whole world. For instance, pornography, sex and other cases, those are not appropriate in academics circle. Hence, the teacher’s role is needed to anticipate this case. It means how the teachers can exploit the internet as instructional media without

restricting by the room and time. In this case, the researcher developed instructional media weblog based.

Facilitating the students learning media website-based can decrease negative impacts of internet. Also, teachers are expected to motivate the students in order to exploit website-based media as well as possible because Web Blog can be accessed wherever and whenever without the restriction, thus the students can obtain the information related to their course material easily, particularly for students of English Education Department intake Academic year 2015/2016.

In this research aimed to analyzing the students' need, teaching material and others Web Blog that were used in the field of education The second, choosing the web blog as a media to use in learning process meant the researcher should make the designs of the web blog. The third, after designing the web blog the next treatment was implementing the web blog. By the several treatments the researcher believed that the utilization of web blog would be increased. Besides, it is hoped to be the solutions for the students to increase their motivation and interest to commit reading materials.

Figure 2.1 *Conceptual Framework*

CHAPTER III

RESEARCH METHODOLOGY

In this chapter the researcher presented the discussions of the research types, location and subjects, research approach, data resources and method of data collection and research instruments.

A. Research Type, Location and Subject

1. Research Type

The research type of this research was Research and Development (R&D). R&D is a name of one research design involving the classroom problems, studying recent theories of educational product development, developing the educational products, validating the product to experts, and field testing the product (Latief, 2012).

2. Research Location

The location that researcher had used in this research in English Education Department at State Islamic University of Alauddin Makassar. This research was also conducted outside the classroom as the use of Web Blog was able to be cheaper and more widely available and could it be accessed in anywhere and anytime.

3. Research Subject

The research subject of this research were students of English Education Department at State Islamic University of Alauddin Makassar intake academic year 2015/2016 which consisted of two classes, they were: students of English Education Department I & 2 and students of English Education Department 3 & 4.

The data was taken based on the interviews and questionnaires of students of English Education Department at State Islamic University of Alauddin Makassar.

Table 3.1

List of students total number of English Education Department

No	Class	Total Number of Students
1.	English Education Department 1-2	37
2.	English Education Department 3-4	38
Total	English Education Department 1-2 and English Education Department 3-4	75

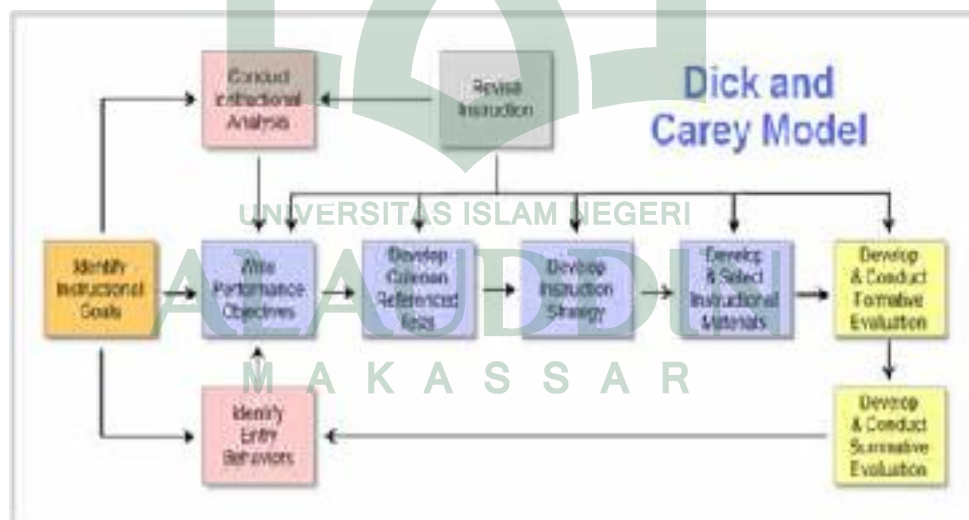
Researcher used purposive sampling technique and used the students of English Education Department 1 & 2 consist of fifteen persons. The reasons why researcher chose these students because the researcher thought that the students of English Education Department in academic year 2015/2016 it had been had a good reading skills and life in the good ICT environment. So that, to develop English reading materials by using a web blog in learning process it would be esier for the students. The mainly qualitative data of this research was taken from experts and students interviews and questionnaires outcomes. The interviews were given to four Students and Student's questionnaires in fifteen Students were aimed to analyze learners need about how Students' interest were the way the Lecture taught them by using conventional media and how interest they were using web blog as a learning media. Besides that, the reseacher also gave questionnaires to fifteen students to measure the effectiveness of the web blog that was used to

teach the English reading materials. The experts' interviews in three Lectures were used to measure the material that could be put on the web blog. While, in experts' validation the researcher gave questionnaires to two Experts to measure the web blog was ready to used or still need to be revised.

B. Research Approach

The researcher adopted By Dick and Carey Models. The Dick and Carey Models is designed to ensure that the learners will achieve the goals and objectives of the learning purposes. It also allows the evaluation of students' needs and provides simple procedure to design and develop materials. (McGriff, 2000)..

Figur 3.1
DICK and Carey Models



According to (Dick, Carey, & Carey, 2005), there are ten phases to apply e-learning such as identifying instructional goals, completing instructional analysis, determining entry behaviors and learners characteristics, writing performance objectives, developing assessments instrument, developing the instructional

strategy, choosing materials, conducting a formative evaluation, and conducting a summative evaluation.

1. Identifying instructional goals

The first thing is to determine what new information and skills you want learners to have mastered when they have completed your instruction, expressed as goals .

2. Conducting instructional analysis

The second phase is determine the procedures of learning about what people are doing when they perform to achieve learning goals and also look at subskills that are needed to complete mastery of the goal.

3. Analyze learners and contexts

In analyzing the instructional goal, there is a parallel analysis of the learners, the context in which they will learn the skills, and the context in which they will use them. Learner's current skills, preferences and attitudes are determined along with the characteristics of the instructional setting and the setting in which the skills will eventually be used.

4. Writing performance objective

In the next phase, also clearly write specific statements of what learners will be able to do when they complete the instruction. These statement, derived from the skills identified in the instructional analysis, identify the skills to be learned and the criteria for successful performance.

5. Developing Assessment Instruments

In this phase, develop assessments that are parallel to measure the learner's ability to perform what you described in the objectives. Major emphasis is placed on relating the kind of skills described in the objectives to the assessment requirements.

6. Developing the instructional strategy

In this phase the researcher will create the strategy for the best suited for subject matter and learner needs to apply in learning process. The strategy will emphasis components to foster student learning including such preinstructional activities as stimulating motivation and focusing attention, presentation of new content with examples and demonstrations, active learner participation and assessmet, andd follow-through activities that relate the newly learned skills to real-world applications.

7. Develop and Select Instructional Materials

In this phase the instructional materials that include all forms of instruction such as instructor's guides, students reading list, PowerPoint Presentation, case studies, video, computer-based multimedia forms and many more. The desicion to develop original materials will depend on the types of learning outcomes and the availability relevant materials. Criteria for selecting from among existng materials are also provided.

8. Design and Conduct Formative Evaluation of instruction

This type of evaluation is called *formative* because its purpose is to help create and improve instructional processes and products. The three types of formative evaluation are referred to as *one-to-one evaluation*, *small groups evaluation* and *field trial evaluation*. Each type of evaluation provides the designer with a different set of information that can be used to improve instruction.

9. Revise instruction

Data from the formative evaluation are summarized and interpreted to identify difficulties experienced by learners in achieving the objectives and to relate these difficulties to specific deficiencies in the instruction. In actual practice a designer does not wait to begin revising until all analysis, design, development, and evaluation work is completed; rather, the designer is constantly making revisions in previous steps based on what has been learned in subsequent steps. Revision is not discrete event that occurs at the end on ID process, but an ongoing process of using information to reassess assumption and decisions.

10. Designing and Conduct Summative Evaluation

The last phase, Summative evaluation is the culminating evaluation of the effectiveness instruction, it generally is not a part of design process. It is an evaluation of the relative.

In this research, the ten phases above were simplified into three phases; they were analysis, design, and evaluation. This was due to the limited time and fund. The research phases that were taken by the researcher followed the three phases.

First, the analyzing were included analysing the students need, analyzing the teaching materials, and analyzing ten web Blog sites as reference in desingning Web Blog. After all the analysis processes were completed the second step was design the Web Blog. In designing the Web Blog that was provided components included Background, Layout and Menus. The last phase was evaluation, in evaluation components that was included Proofreader, Expert Validation and questionnaire to students as a result of the effectiveness in applying the Web Blog.

C. Data Resources

The data resources obtaining the data were quantitative and qualitative. This type means the researcher gave questionnaires about need assessment to subject, The data collected from students and three Lectures to be given questionnaire for students and interview three lectures of material to measure the effectiveness of material to implement in the Web Blog. The researcher also gave the validity sheets to two experts judgment to measure the validity of the Web Blog.

D. Method of data Collection

At the beginning of this research, the researcher interview several lectures and gave students questionnaire to gain information about the students need. Then after that, the researcher chose the material form the syllabus before interviewing the three lectures they were secretary, curriculum lecture, and reading lecture to measure the material that would be put on the web blog. After the material was ready to put on the web blog, the researcher then developed the web blog and posted all features that was needed such as the general explanation about what

students would do on the web blog page, the material of the web blog, the tutorial about how to post students' task and etc. After the web blog was ready to use, the researcher gave the web blog page to the both of proofreader that the researcher chose to access the language structure on the web blog, this was aimed to avoid grammatical errors and inappropriate words which was used on the web blog.

The next procedure was the researcher gave validity questionnaire to the other experts to assess the weakness of the web blog. By the comments and suggestions that were given by the experts, the researcher revised and applied the web blog and use it in teaching paraphrase for students of English Education Department. The web blog was able to be implemented if the web blog had been valid. Applying the web blog for students of English Education Department was conducted with implemented one-to-one evaluation and small group evaluation.

E. Research Instruments

The research instrument through the analyzed by using quantitative and qualitative analysis. The instruments were such as Interview, Questionnaire and Expert Validation.

1. Interviewes

Interview is a meeting of two persons to exchange information and idea through question and responses, resulting in communication and joint construction of meaning about a particular topic according to Sugiyono in (Hadrus, 2017). The researcher interviewed the students and three Lectures of materials about the base knew of material and the suitable of material to implement in the Web Blog.

2. Questionnaires

Questionnaire is the number of written question should be answered or completed by respondent (Sugiyono, 2000). The questionnaire instrument was used to find the percentage of the students's need assessment and the effectiveness of implement the materials in the Web Blog Each question consists of 5 (four) categories of response options. In order to get main specific data, the researcher used questionnaires.

The questionnaires had number of items which were 16 items. Each item of the questionnaire had five alternative answers, which are symbolized by:

Table 3.2 *Questionnaire Statement*

Series of Statement	Score
1. Very Agree (VA)	5
2. Agree (A)	4
3. Netral (N)	3
4. Disagree (D)	2
5. Very Disagree (VD)	1

Table 3.3 *The Interval Score By Likert Scale*

Answer	Statement
0% - 19.99%	Very Disagree
20% - 39.99%	Disagree
40% - 59.99%	Neutral
60% - 79.99%	Agree
80% - 100%	Very Agree

The researcher used the formula of Likert Scale to analyze the data from the questionnaire:

$$P = \frac{F}{N} \times 100$$

Notification:

P = Percentage

F = Frequency of the answer

N = Number of the respondents

3. Expert Validation

Analyzing those components based on the experts' suggestions such as usability, information and quality and design of media. Analyzing the whole of software based on the rubric assessment of instructional media by the experts.

Table 3.4 *The Expert Rubric*

Score	Classification
5	Very Valid
4	Valid
3	Fair
2	Poor
1	Invalid

CHAPTER IV

FINDING AND DISCUSSION

This chapter consists of two sections, namely findings and discussion. In this section, the researcher shows all of the data analysis which had been collected during the research and explained every component that was developed in this research. The problem statements of this study were also answered in this section.

A. *Findings*

This section were concluded in three phases such as analysis, design and evaluation. In analysis phase were consist of there steps items such as students, teaching materials and Web Blog. The second phase was design that consist two items include designing the reading maters and designing Web Blog. And the last phase was evaluation include proof rider, expert validation and formative evaluation.

1. **Analysis**

In this regard, the researcher had conducted research by developing a Web Blog as a learning media that function as a learning resource which was all the tools used by teachers and students in the teaching process, as fixative and distributive were the media that apply without space constraints and times. So that, it was easily accessible anywhere, and as a socio-cultural function that does not differentiate between ethnicity, religion, race and culture in the same family, namely in achieving learning goals.

According to Brown in (Nurpahmi, 2014) analysis is the activity involved in gathering information that will serve as the basis for developing a curriculum that will meet the learning needs of a particular group of learners.

In this research, researcher had conducted several interviews and questionnaire in order to know what the students need and what level of competence they have in the language at present for students of English Education Department as a result of need analysis.

a. Students

The researcher had interviewed some students of English Education Department in take academic year in took 2015/2016, as mentioned before, the researcher chose four students from each class. This interview was done to adjust the data discovered from the classroom observation.

Reading is not only done by using the Book but reading also done by using E-book As the result from the interviewed we could see it below:

As stated by the Student 1 as follow: Saya lebih suka kalo membaca dengan buku yang lebih berwarna dan banyak warnanya karena lebih menarik [In my opinion in read a Book I do like to read more colorful and pictorial type of text because it was more interesting] (Interviewed on 4 may 2018).

Additional statement coming from Student 2 which stated that: Saya lebih suka kalo membaca dengan buku, karena menurut Saya membaca dengan E-book dapat dengan mudah merusak mata jika di pakai terlalu lama [I was prefer

reading with Book because easier than reading with E-books which can damage my eyes if used too long]. (Interviewed on 4 May 2018).

The other statement coming from Student 3 which stated that Saya lebih suka membaca dengan Buku dibandingkan dengan E-book karena mata Saya mudah lelah dan juga mudah bosan [I prefer to read with the Book than E-book because with E-book, my eyes get tired faster and get bored easily].(Interviewed on 7 May 2018).

On the other hand, Student 4 stated that Saya lebih menyukai membaca dengan E-book karena Saya tidak perlu repot dan Saya bisa kapanpun dan dimanapun serta dapat menghemat energi Saya [I prefer reading with E-book because I did not have to bother and could be read anytime and anywhere and save energy because I do not need to carry heavy books in everywhere]. (Interviewed on 9 May 2018).

Reading by using Book was still first choice than reading by using E- book in the learning process. That was because reading by using Book more easily to accessed different from reading by using an E-book that can make the students' eyes feel tired and easily to bored. Nevertheless, there was also Student more like reading by using E-book because did not need to carry heavy books in everywhere.

According to (Nurjanah, 2016) stated that E-book is an electronic version of a conventional printed book that can be read using a personal computer or by using other technology tools, more practical and easy to carry and more durable and environmentally friendly.

Students already have initial knowledge about the benefits, how to access and apply the Web Blog in the learning process. They also used the Blog as a learning resource in carrying out their tasks. As stated by the following Students:

As stated by the Student 1 as follow: *Saya pernah menggunakan Web Blog saat semester awal dan menggunakannya untuk megakses tugas dari Dosen yang berisi tentang materi pembelajaran yang bisa di download atau hanya sekedar untuk Saya baca pada hari itu atau pada pertemuan selanjutnya* [I had used a Web Blog in advance and used a web blog by accessing my lecture web blog which contained subjects that would be downloaded or just read as learning material on that day or for the next session] (Interviewed on 04 May 2018).

Additional statement from Student 2:

Saya pernah menggunakan Blog untuk mencari referensi dalam mengerjakan tugas kuliah dan Blog bisa meningkatkan pemahaman Saya dan mengajarkan Saya bagaimana cara menulis dengan baik [I have used the Blog in terms of finding references to work on college assignments and Web Blog was a media that can improve my understanding and can teach me about how to write well]. (Interviewed on 4 May 2018).

Additional statement coming from the Student 3 which stated that:

Saya berpikir bahwa belajar dengan Blog sangat mudah untuk mengakses pembelajaran karena bukan hanya dapat di akses di dalam kelas tapi juga dapat di akses setiap waktu ketika Saya membutuhkannya, dan dapat memudahkan Saya untuk memahami pembelajaran. Saya biasanya menggunakan Blog untuk mengupload hasil tulisan Saya seperti puisi, rima, dan resepresep makanan [I think learning by using Web Blog can make it easier to access subjects because it is not only in the classroom but can also

be accessed at any time when I need it and can improve my understanding in learning, I used it to upload poetry, rhymes, and food recipes]. (Interviewed on 07 May 2018).

The other statement coming from student 4

Menurut Saya menggunakan Blog dalam proses pembelajaran adalah hal yang sangat bagus karena hasil tulisan Saya dapat di terbitkan di media Online da banyak pembaca yang bisa membaca hasil karya Saya [In my opinion, using a web blog in the learning process is a very good thing because my writing can be published in online media and many readers will be able to read my writing] (On 9 May 2018)

According to Richey in (Yaumi, 2015) Learning resources are sources that support learning including support systems, materials, and environments. The sources here are not only limited to equipment and materials used in the learning and teaching process, but also people, budgets and facilities.

Although technology was able to attract students' interest in learning, but some students thought technology was not the main choice media in the teaching and learning process, there were Students more prefer to used Conventional media in learning process. The following statement from the students such as:

Web blog sebenarnya media yang bagus untuk diterapkan dalam process pembelajaran, tetapi Saya lebih menyukai jika belajar dengan media konvensional daripada teknologi karena akan dapat merusak mata jika terlalu lama menatap layar laptop [Web Blog was actually good for learning but I Prefer conventional media because technology has an impact on my eyes that get tired quickly when looking at the laptop screen for too long] (Interviewed on 04 May 2018).

On the other hand from Student 4 stated that: Saya lebih menyukai jika menggunakan media konvensional di bandingkan media teknologi [I prefer to used conventional media than technological media] (Interviewed on 09 May 2018).

Beside interview, the students were also given questionnaires to gain more information about the general characteristics and students' need in learning. The questionnaires results as follows:

Table 4.1 *Students Need in Learning English Reading Materials*

No	Statements	5	4	3	2	1	Licert Scale	Average
1.	I like to learn Reading with media which teacher used in learning English during this time.	2	5	8	0	0	72 %	A
2.	I feel enthusiast to learn Reading with media which the teacher used in learning English during this time.	4	6	5	0	0	78.6 %	A
3.	I'm focus of learning Reading with media which the teacher used in learning English during this time.	5	3	7	0	0	77.3 %	A
4.	I have a spirit of learning Reading with media which the teacher used in learning English during this time.	4	3	8	0	0	74.6%	A
5.	English learning media which the teacher used during this time	0	8	7	0	0	70.6%	A

	can make me more confidence in reading.							
6.	English learning media which the teacher used during this time can give me courage to choose what I want to write.	0	10	5	0	0	73.3%	A
7.	English learning media which the teacher used during this time is very effective for me	0	11	4	0	0	74.6%	A
8.	English learning media which the teacher used during this time can improve my motivation in Reading.	2	8	5	0	0	76%	A
9.	I do not like to learn Reading with media which the teacher used in learning English during this time.	0	0	3	7	6	38.6%	DS
10.	I do not feel enthusiast to learn Reading with media which the teacher used in learning English during this time.	0	0	6	9	1	49.3%	N
11.	I'm not focus to learn Reading with media which the teacher used in learning English during this time.	0	4	3	8	0	54.6%	N
12.	I do not have a spirit in learning Reading with media which the teacher used in learning English during this time.	0	0	5	7	3	42.6%	N
13	English learning media which	0	1	4	6	4	42.6%	N

	the teacher used during this time can not make me be more confidence in reading.							
14.	English learning media which the teacher used during this time can not give me courage to choose what I want to write.	0	3	3	7	2	49.3%	N
15.	English learning media which the teacher used during this time is not very effective for me	0	3	2	5	5	44%	N
16.	English learning media that the teacher used during this time can not improve my motivation to learn Reading.	0	5	2	2	6	45.3%	N
							60.3%	A

After giving questionnaire to students in English Education Department intake academic year 2015/2016 about what was the students' need in learning English Reading materials, based on table 4.1 illustrated that the position of the total average score 60.3% refers to the Agree category, the result that the researcher concluded a students need a media that could give them enthusiasm, spirit in learning reading, so that they would be more focus and confidence to follow the lesson in the class.

b. Teaching Materials

According to (Yaumi, 2017) teaching materials are a set of materials that are systematically arranged for the learning needs in the form of printed material or in audio, visual, multimedia and web based material. Analyzing teaching materials not only aimed at deciding the English reading materials that would be put on the web blog but also aimed to avoid the inaccuracy, which was published on the web blog. There were three lectures that were interviewed by the researcher. Those lectures were:

The used of Web Blog in the learning process was students' extremely need, cause nowadays Student life in digital Era which demand teachers to upgrade their instructional media like used technology that made the Students able to increase their knowledge and more focused to followed the learning process.

1. The Secretary of English Education Department

Proses pembelajaran dengan menggunakan teknologi merupakan terobosan yang luar biasa karena pada saat ini Peserta didik dihadapkan dengan teknologi yang berkembang dengan pesat dan Peserta didik menggunakan teknologi setiap hari, sehingga dengan menggunakan media Web Blog sebagai media yang berbasis teknologi hal yang sudah sangat umum [The learning process by using technology was an extraordinary breakthrough, because currently students were faced with very rapid technological developments and the used of technology was a routine always did by Students in every day, so that to implement Web Blog media as a technology-based media was not a matter which was common] (Interviewed on 03 August 2018).

According to (Saettler, 2004) Technology is practical and systematic knowledge, based on experiments and/or scientific theory, which increases the capacity of the community to produce goods and services, which are realized in productive skills, organizations, or machines, any systematized practical

knowledge, based on experimentation and/or scientific theory, which enhances the capacity of society to produce goods and services, and which is embodied in productive skills, organization, or machinery.

2. The Curriculum Lecture of English Education Department

Additional statement coming from the curriculum Lecture which stated that:

Saya menyadari bahwa pengembangan media Web Blog sebagai media pembelajaran merupakan hal yang baru yang biasanya menggunakan media konvensional dalam proses pembelajaran, namun dengan menerapkan Blog dalam online Class merupakan hal yang sangat bermanfaat untuk Peserta didik karena dapat di akses dimana saja dan proses pembelajaran dapat terkam jejaknya [I considered that the development of Web Blog as a learning media was a new thing that had never been applied in the learning process, which was usually the learning process carried out in learning classes with conventional media now applied in online classes which were very useful for students because it can be accessed anywhere and all teaching materials lasting was different from using the media and the tradisional method] (Interviewed on 02 August 2018).

3. The Reading Lecture Of English Education Department

The other statement coming from the reading Lecture state that:

Penerapan web blog sebagai media pembelajaran sangat menarik bagi Peserta didik karena saat ini peserta didik merasa bosan jika hanya belajar dengan menggunakan buku atau menggunakan media konvensional lainnya. Namun dengan catatan bahwa menggunakan web blog tidak bisa digunakan terus menerus dalam menyelesaikan materi dalam satu silabus namun hanya bisa digunakan sebagai media tambahan [Implementing the Web Blog as a learning media was a very interesting, especially students at this time tend to feel bored if reading material only used the media of books, or even other conventional media, Note that the used of Web Blog could not be did continuously in teaching all materials in the syllabus, but could be used as additional media (Supporting Media)] (Interviewed on 04 May 2018).

According to Tomlinson in (Nurpahmi, 2014) material is anything which is to help to teach language learners. Materials can be found in the form of textbook, a workbook, a CD-ROM and many else. Based on the result of interviewed the

researcher conclude that the used of Web Blog in the learning process might be implemented but not to be done continuously because it can reduce face-to-face interaction between teachers and students, students and students.

In developing a teaching material should not be separated from the syllabus, lesson plans and teaching materials that must be interrelated with each other in sequence, should not precede each other in order to achieve goals in core competencies. The following statements from the Lectures such as:

The secretary of English Education Department stated that:

Untuk menentukan media dan materi ajar yang dapat di terapkan kepada Siswa agar lebih tertarik dalam mengikuti pembelajaran, tergantung pada bagaimana mendesain media yang baik, bagaimana menentukan materi ajar yang sudah di tetapkan oleh kurikulum dan silabus [To determine whether the media and material applied can attract students' interest, it depends on how to design the media well, and how to determine and apply the teaching materials that already exist in the curriculum and syllabus that has been determined by the department curriculum].

Additional statement coming from the curriculum Lecture stated that:

Mengembangkan sebuah materia ajar terdiri dari beberapa komponen, seperti menentukan silabus, mengembangkan rencana pelaksanaan pembelajaran dan menentukan materi ajar [Developing a teaching material there were several components that need to be considered, 1) Determining Syllabus 2) Developing Lesson Plans and 3) Establishing Instructional Materials. These three components were interrelated with each other whose application was carried out sequentially].

The other statement coming from the reading Lecture stated that: Dalam mengajarkan materi ajar harus sesuai dengan silabus yang sudah di

tetapkan pada Jurusan [For teaching materials must be related to the English Education Department syllabus].

According to Rodgers and Richards in (Yassi, 2018) Syllabus and Curriculum has a difference. Syllabus prescribe the content to be covered by a given course from only small part of the total education program. Curriculum is a far broader concept. While Curriculum is all those activities include not only what Students learn, but how they learn it, how teachers help them learn, using what supporting materials, styles and methods of assessment and in what kind of facilities.

According to (Brown, 2000) it is an aid for a teacher to plan their teaching strategies effectively, a well-prepared teacher should write down the details of each activity in the form of lesson plan which will guide the interactions between teacher and students in implementing how detailed a lesson plan need to be. The essential elements of a lesson plan should be namely, goals, objectives, materials and equipments, procedures, and evaluation. In *establishing the materials* in the learning process based on the need analysis result which have previously been transformed into syllabus and lesson plan.

According to (Richards, 2001) a model of curriculum development which could also be adapted into Syllabus design procedures in language program development. The models of Curriculum was focused on need analysis, situational analysis, planning learning outcomes (aims and objectives), course organization, selecting and preparing teaching materials.

Teaching by using Review text as reading materials could be to implement in the web blog the following statements such as:

The Secretary of English Education Department stated that: Dalam hal ini, mengajarkan materi Reading seperti Text Resensi ke dalam Web Blog sangat bagus diterapkan kepada Peserta didik Pendidikan Bahasa Inggris UINAM [In this case, by teaching reading material such as Review Text in the Web Media Blog was very good to be taught to Students of English Education Department at State Islamic University of Alauddin Makassar].

Additional statement from the curriculum Lecture stated that: Dengan materi ajar Review text sangat cocok untuk di aplikasikan ke dalam Blog, tanpa melupakan turunan dari Silabus, RPP sampai dalam memilih materi ajar [In learning materials such as Review text was suitable to implemented in the Web Blog, unforgettable it depends on Syllabus, lesson plan and Teaching material].

The other statement from the reading Lecture stated that: Review text bisa di aplikasikan kedalam media web blog dalam proses pembelajaran [Review Text material could be applied in learning by used the Web Blog media].

c. Web Blog

In designing the Web Blog researchers had collected and reviewed several Web Blogs both domains and non domains, both domestic and international, some of these blogs discuss about education, program study, mathematics, teaching materials and many others, which could be access by teenagers or adult, with the results of the review so that the researcher could make reference material in developing web media blog on reading material for students of English education.

Table 4.2 Analysis Outcomes of the 10 Web Blog Sites

No	Blog Components	Blog Name																			
		A		B		C		D		E		F		G		H		I		J	
		Y	N	Y	N	Y	N	Y	N	Y	N	Y	N	Y	N	Y	N	Y	N	Y	N
1.	Layouts:																				
	a. Display header	✓		✓		✓		✓		✓		✓		✓		✓		✓		✓	
	b. Display menu or navigation	✓		✓		✓		✓		✓		✓		✓		✓		✓		✓	
	c. Accurate menu or navigation	✓		✓		✓		✓		✓		✓		✓		-	-	-	-	✓	
	d. Informative side bar	✓		✓		-	-	-	-	-	-	✓		-	-	✓		✓		✓	
	e. Neat side bar	✓		✓		-	-	-	-	-	-	✓		-	-	✓		✓		✓	
	e. Display footer			✓		✓		✓		✓		✓		✓		✓		✓		✓	
2.	Contents:																				
	a. Neat margin	✓		✓		✓		✓		✓		✓		✓		✓		✓		✓	
	b. Neat typography	✓		✓		✓		✓		✓		✓		✓		✓		✓		✓	
	c. Fit font size	✓		✓		✓		✓		✓		✓		✓		✓		✓		✓	
	d. Fit font color	✓		✓		✓		✓		✓		✓		✓		✓		✓		✓	
3.	Templates:																				
	a. The display adjusts age of the target reader.	✓		✓		✓		✓		✓		✓		✓		✓		✓		✓	
	b. Use a comfortable color for the target reader.	✓		✓		✓		✓		✓		✓		✓		✓		✓		✓	
	c. Color does not disturb the reader.	✓		✓		✓		✓		✓		✓		✓		✓		✓		✓	
	d. Display images that match the content and adjust the reader.	✓		✓		✓		✓		✓		✓		✓		✓		✓		✓	

Information:

Y = Yes

N = NO

(-) = Does not contains the intended features

The following were a list of blogs that researcher had analyzed which consist of:

- A. <http://out.easycounter.com/external/primarygraffiti.blogspot.com>
- B. <https://theinteractiveenglishclassroom.blogspot.com/>
- C. <https://buggyandbuddy.com/>
- D. <https://agendaweb.org/>
- E. <http://www.zenius.net>
- F. <http://www.resourceaholic.com/>
- G. <http://www.wardayacollege.com>
- H. <http://epencil.edublogs.org>
- I. <http://mirai-future.blogspot.com>
- J. <http://kuliahactionresearch.blogspot.com/>

These websites were Blogger Classroom especially designed by the teacher to make it easier for students to upload their writing in it. The combination of colors used on these sites uses bright colors, as well as many interesting images. The font size can be seen clearly and without making the eyes feel bored and tired if we look too long. These websites were easy to access and did not require a long loading time. These websites contain research methodology subjects that were used as a place of interaction between teachers and students, free printables and science activities to help Student provide quality learning experiences and promote creativity. These websites also contain assignments for students regarding how to make something, Grammar exercises, Vocabulary exercises, Verbs exercises, Listening comprehension, Reading-comprehension, Audio stories - fairy-tales etc.

The components that were used of the web blogs generally appeared with a Home, About Writer, Contact Person, Assignments, Activities and many more. The materials was appeared on the post page section from the latest to the oldest. The materials page mostly appear with one picture at the top and text at the bottom with fonts' size and types that tends to be static with black and medium size. The materials were arranged neatly with several links that could be connected to the other page that was being opened that might be needed by the students. Some of the blogs could be accessed from teenagers to adult.

2. Design

a. *Designing the Reading Materials*

According to Tomlinson in (Nurpahmi,2014) material is anything which is used to help to teach language learners. Materials can be found in the form of a textbook, a workbook, a cassette, and many more that anything which presents or informs about the language being learned.

Howard in (Nurpahmi, 2014) said that the guidelines in designing effective English teaching materials such as :

- 1) English language teaching materials should be contextualized to topics and themes that provide meaningful, purposeful uses for the target language.
- 2) Materials should stimulate interaction and be generations in terms of language
- 3) English language teaching materials should encourage learners to develop learning skills and strategy.

While according to (Yassi, 2018) there are three main procedures to do of developing the course materials. Those procedures are:

- 1) Mapping out the course in terms of sections or instructional blocks. Instructional block represents the instructional focus of the course which may be very specific in a single lesson or more general in a unit of work consisting of several lessons.
- 2) Composing the instructional materials or text book for the course based on the stipulated lessons plans;
- 3) Getting experts of English Language Teaching (ELT) to review the prototype of the developed instructional materials.

After analyzed the needs of students, the results of interview with some Expert of English Lectures and questionnaire for students, so the researcher had determined the base competence and achievement indicators that refer to the syllabus of reading materials in English Education Department.

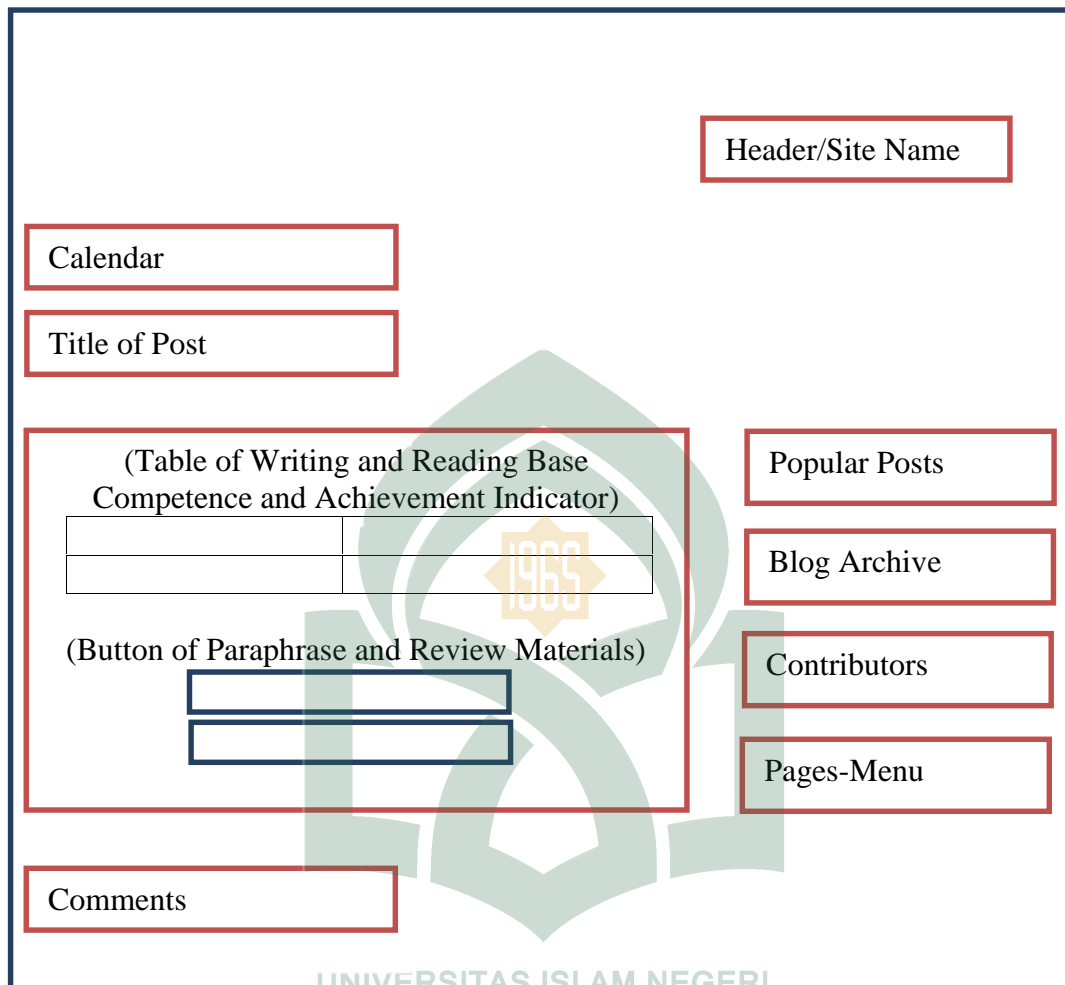
Table 4.3 *Reading Base Competence and Achievement Indicator*

Base Competence	Achievement Indicator
1.1 Knowing and understanding the definition of essays, opinions, journals and reviews	1.1.1 Defines academic text essays, opinions, journals and reviews.
2.1 Implement strategies to summarize, interpret and gather to understand academic texts	2.1.2 Summarizing the reading by paying attention to the main sentences of each paragraph. 2.1.4 Interpret the content and conclusions of the reading based on the summary and collection of key sentences of each reading

Table 4.4 *Learning of Materials*

Learning Materials	Materials Order
1. Social Function	1.1 Definition, generic structure, and language features. 1.2 Reading strategy in understanding text content.
2. Text structure	2.1 Apply a text review structure 2.2 Make a text review in accordance with the generic structure to produce a good and correct review.
3. Linguistic Elements	3.1 Pay attention to the language features in interpreting text content: <ul style="list-style-type: none"> a. Using present tense b. Pay attention to punctuation, quotation and use of capital letters at the beginning of the sentence. c. Using complex sentence clauses.

Reading base competence, achievement indicator and learning materials placed on the “materials” menu on the web blog. The materials would be appearing by click on the blue button right under the reading base competence, achievement indicator and learning materials page. The material was posted on the posting section equipped with certain links that students may need and arranged based on the base competences and achievement indicators. The link was provided in order to help the students to find out more examples that they may need. Paper-based prototype design of the materials as follow:

Table 4.5 Prototype of *Learning Materials*

b. *Designing Web Blog*

The researcher developed product in the form of media web blog, because e-Learning system it could utilize to increase the effectiveness of teaching and learning process between teacher and students and the flexibility of time and place. To attained all of the usefulness in used E-learning the researcher had developed the media as good as possible.

The some previous of the web blog sites, was used as the reference for the researcher to develop web blog by assessing all the features that involved on the 10 web blog sites. The development of web blog as media of learning and teaching process had passed several process and several software base such as:

1. Blogger as the blog platform that the researcher to be used in developed a media. Before buying domain name, the researcher used *Blogspot*, a free domain, part of *Blogger* that was used at the first address of the web blog.
2. Service providers of web blog online had been used domain .Com , [www. eeduinamlogger.com](http://www.eeduinamlogger.com) that would valid until 2 years, online provider would make the web blog became more Professional, Credibel, and Safety.
3. Microsoft Word as a word processor for the students' reading and writing streamline.
4. Google drive was a storage service based online that could be used to create and collect the students' task or researchers' document and many more in the file or folder. Students should post their task to the web blog in form of Microsoft Word and did not write on the web blog directly it was meant to streamline students' writing and web blog page.

Based on all the process that had been passed the researcher started to develop the web blog including the materials that needed. The design of the researcher's web blog as follows:

a) Background

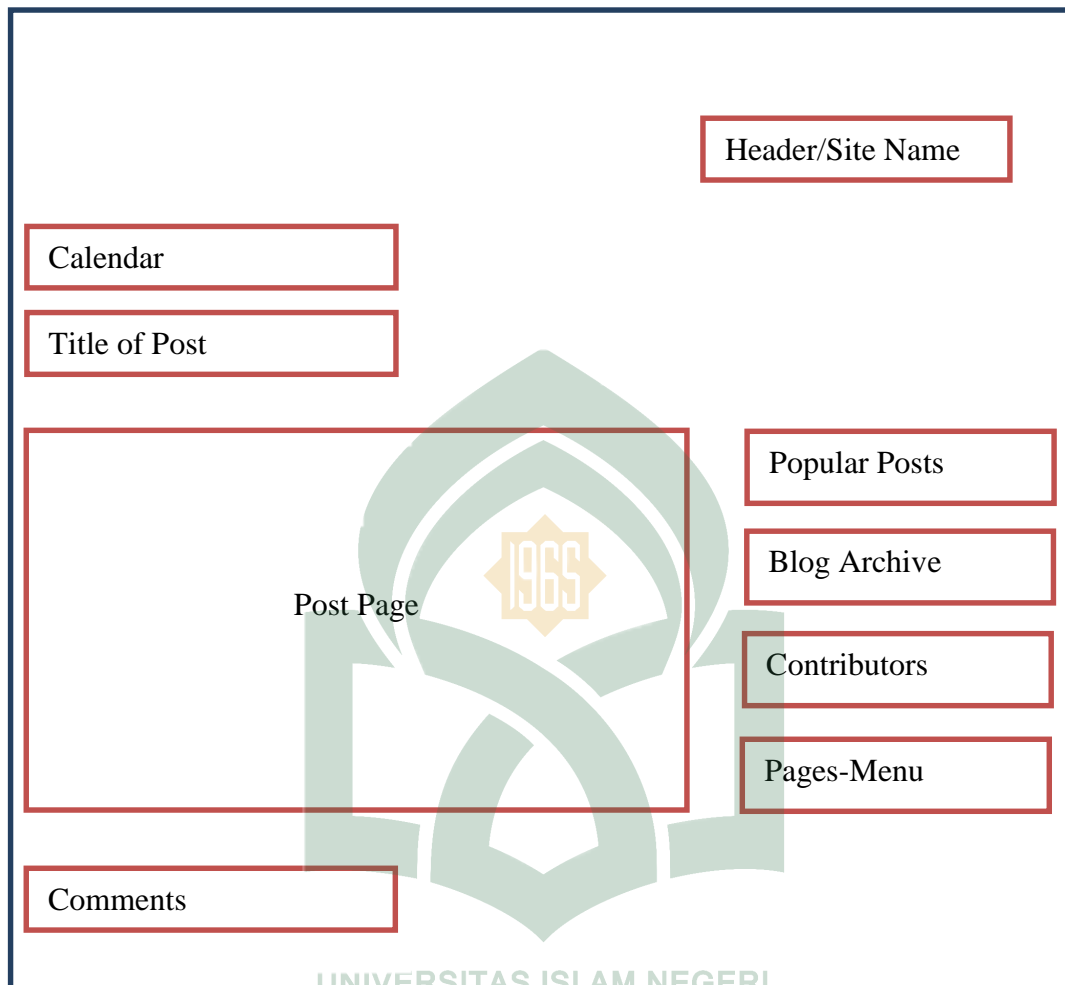
The outcomes of analysis several Web Blog researchers decided to design web blogs using backgrounds that can be obtained for free The background used in the Web Blog was dominated by one color with several widgets on the side bar.

Figure 4.1 *Background of the Web Blog*



b) Layout

The researcher did not use many features in web blogs so that students' focus was not interrupted. On the right side of the web blog there are several menus followed by headers or sites. On the post pages there were a calendar, the title of the post and followed by a picture and fill in the page then comment at the bottom of the page. This research also used sidebars that contain popular posts, blog archives, contributors, and menu pages. Paper-based prototype design from the general layout as follow:

Table 4.6 *General Layout*

c) Menu

There were three main menus and three supporting menus that used in this researcher. The main menus were home, materials and tasks. The supporting menus were the part of *tasks menu* which contained task 1, task 2, and task 3.

(1) Home

Home menu involved “introduction” as the title and contained information about the researcher, explanation about the menus of the web blog and explanation about what to next on the web blog.

(2) Materials

Materials menu contained the table of the base competence and achievement indicators, the materials that shaped on table and provided buttons to click to find out the material clearly.

(3) Tasks

Tasks contained explanation, and tutorial as guidance for the students in posting their tasks. The tasks supporting menus involved three menus they were task 1, task 2 and task 3.

Task 1 was used as an experiment for the initial used of web blogs and the results showed that the posts of several students who wrote text reviews directly on the blog web pages were considered less effective. The results of writing, just posted by 3 students are able to make blog web pages inefficient because the page used was too long, especially if there were 15 students who post their writing on the page. So, researchers revised the web blog by looking for ways to streamline web blog pages but did not reduce the quality of students' writing.

Researchers used Google Drive as a storage media. Researchers also provide tutorials on the assignment page to guide students and provide convenience in posting their tasks. Students involved in one-to-one Evaluation must post their writing on task page 2 while students involved in small group evaluations must post their writing on the assignment page 3. A clear procedure or tutorial on how to post student writing can be found in the task menu above, task 1, task 2 and task 3 pages by clicking the link provided.

3. Evaluation

In this step there were three main point such as, Proofreader, Expert Validation and Formative Evaluation.

a. *Proofreader*

Proof reading is an activity to re-read the initial draft of the writing. In other words, the proofreader will read the first article before sending it to the editor / teacher / lecturer. The main task of the proofreader is to ensure that there is no wrong writing (typo), not using certain terms consistently, or correct the elaborate sentence structure, non-standard and ineffective sentences and the absence of coherence and cohesion between paragraphs. In addition, proofreaders can also provide alternative advice if needed. This aims to make sure your writing is easy to read. In essence, the proofreader will re-examine your writing by rereading.(El-Farahaty, n.d.)

In terms to get quality assurance for this research, the researcher took two friends who were considered to have the ability to become proof readers for the web blog it was aimed at avoiding technical mistakes. This step was called limited consideration. Limited consideration is an overview of the overall systems' components that the researcher undertake by involving colleagues and those who are thought capable to assess the technical mistakes as proofreaders (Yaumi, 2013). Those proofreaders' were out comes such as:

Table 4.7 *The Proofreader's 1 Out Comes*

Pages	Error	Correct Form
Home Page	We made this web blog for conducting our research.	We made this web blog to conduct our research.
	We meant to develop a media that we think it will have ...	We intend to develop a media that we believe it will have...
	The title of our research are:	In this blog, we have two researches title, the title of our research are:
	Home as introduction page ...	Home as an introduction page
	If you have been going through to the login steps you will bring to the ...	If you have been going through to the login steps you will take to the ...
	After you finished you writing...	After you finished your writing...
Tutorial Page	I believe that if you open this page it's mean ...	I believe that if you open this page it means ...
	We enclose picture for you hope it will help you...	We enclose picture for you in hope it will help you...
	...the first step require you to enter the web blog with using your own E-mail and the second step require you to log in to the web blog use the EEDUINAMLOGGER E-mail.	...the first step requires you to enter the web blog by using your own E-mail, meanwhile the second step requires you to log in to the web blog by using the EEDUINAMLOGGER E-mail.
	The display may seen like this...	The display may look like this...
	...if it is not the account that you use on this class blog you may choose "add account or log out" to change it.	...if it is not the account that you use on this class blog you may add another account by clicking "add account" or you can replace the previous account with your class

		blog account by clicking “log out”.
	The reason why we think we should give you another step...	The reason why we believe we should give you another step...

Table 4.8 Proofreader’s 2 Outcomes

Pages	Original	Revised Results
	With the researcher name Nurfadilah Rahman and Nur Devitasyari...	As the researcher I am Nurfadilah Rahman and I am Nur Devitasyari...
	After that, as you see in ...	After that, as you seen in
	Home as an introduction page provide you prior information...	Home as an introduction page provide you the prior information...
	Materials contains explanation...	Materials page contains explanation...
Home Page	Tasks menu bar is divided into three sub menu...	Tasks menu bar are divided into three sub menu...
	... if you are chosen as students of “one-by-one evaluation” so you should write down your task in task 1.	... if you are chosen as students of “one-by-one evaluation” you should write down your task in task 1.
	Don’t worry you only need to give your e-mail name to the instructor who will invite you to the class web blog that enable you to join...	Don’t worry you only need to give your e-mail name to the instructor who will invite you to the web blog class that enable you to join...
	If you are still confused of using the web blog here we provide you the steps to join the class web	If you still confuse in using the web blog here we provide you the steps to join the web blog class .

	blog.	
Tutorial Page	Welcome back to our class web blog.	Welcome to our web blog class
	It may seen like this:	It might be seen like this:
	In some case if you were typing...	In some cases if you were typing...
	...you only need to click (ctrl+C) and paste (ctrl+V) on Microsoft word.	...you only need to click copy (ctrl+C) and paste (ctrl+V) on Microsoft word.
	The display may seen like this.	The display might be seen like this.

Based on the proofreader outcomes above researcher gave red color for the error items and the blue color for the correct items. The result of analysis showed that the web blog required some revisions related to the grammatical errors, some words need to be changed to fit it with the context of the sentences that was needed and some sentences need to be removed because they contain repeated explanations. Hence, based on the proofreader's comments and suggestions the web blog were need to be revised.

b. Expert Validation

Richards and Farrell in (Yassi, 2018) stated that expert ELT teachers must had the following characteristics that can help to distinguish them from inexperienced teacher; a rich and elaborate knowledge base, ability to integrate and use different kinds of knowledge, ability to make intuitive judgments based on past experience, desire to investigate and solve a wide range of teaching problems, deeper understanding of students' needs and students learning,

awareness of instructional objectives to support teaching, better understanding and use of language learning strategies, greater awareness of the learning context, greater fluidity and automatically in teaching, greater efficiency and effectiveness in lesson planning.

ATACE (Alauddin Testing and Assessment Center) who was pointed two experts to test the media. This purposed at finding out the weaknesses of the web blog both of the content and the layout. The Experts judgment of media as follows:

Table 4.9 *Expert Judgement of Media*

No.	Expert's Name	Occupation
1.	Dr.Hj.DjuwairiahAhmad.M.P d.,M.TESOL	Head of English Language Center at State Islamic University of Alauddin Makassar
2.	Nur Aliyah Nur,S.pd.,M.Pd.	English Education lecturer, FTK UIN Alauddin

The validity of Web Blog, the researcher gave a validity sheet that involved three indicators such as, usability, information quality and design (Barnes & Vidgen: 2003) to two experts and web pages to measuring the media that had been designing. The experts had provided recommendations on the validation outcome of media need to be revised as follows:

Table 4.10 *The Average of Expert Validity*

Indicators	No	Items	Assessment					Score	Suggestion and Comment
			5	4	3	2	1		
Usability	1.	Is web blog as media-learning able to attract students' attention in learning English reading material	0	1	1	0	0	70%	
	2.	How is the suitability of the English reading materials with the students' reading comprehension?.	0	2	0	0	0		
	3.	Does the procedure of operating this web blog provide easy step?.	0	1	0	1	0		
Information Quality	1.	Is the language used on the web blog easy to understand?.	0	1	1	0	0	67. 14%	There are many grammatical mistakes.
	2.	Does the web blog provide clarity information?.	0	1	1	0	0		
	3.	Are the instructions that use on the web blog easy to understand?.	0	1	0	1	0		Need more clear explanati

									on.
4.	How is the systematical of the English reading materials on the web blog?.	0	1	1	0	0			
5.	Is the reading materials that used on the web blog appropriate as an interactive media?.	0	1	1	0	0			
6.	Is the development of web blog able to develop students' English reading materials?.	0	1	1	0	0			
7.	Does the presentation of the materials on the web blog lead students to have a better understanding concept of English reading materials?.	0	1	1	0	0			
1.	Is the color combination used on the web blog interesting?.	0	1	1	0	0			
2.	Does the color use on the web blog not disturb the English reading materials presentation?.	0	1	1	0	0			
3.	Is the visual design of the web blog generally interesting ?.	0	1	1	0	0			

Design	4.	How is the election of font and the clarity of the text on the web blog?.	0	1	1	0	0	70%	
	5.	Does the English reading materials design on the web blog seem interesting?.	0	1	1	0	0		
	6.	Does the web log design fulfill the needs of pedagogical especially in English reading materials?.	0	1	1	0	0		
Average of mean score								69.04	
								% V	

Based on analysis outcome that consists of 3 indicators of weblog indicated such as usability, information quality and design that the average value of media was 69.04% (Valid). Based on the experts' judgment web blog the researcher conclude that the media Web Blog was ready to apply in E-Learning process.

c. Formative Evaluation

1) One-to-One Evaluation

One-to-one evaluation was aimed at conducting students' evaluation to identify various errors that was found in the learning process then eliminate or correct it (Yaumi, 2013). From the results of the one-to-one evaluation there were several things that become supporting points, those were; Applying e-learning to Students of English Education Department intake academic year 2015/2016 was running well because several of advantages such as: 1) weblog as a media made

the students were really excited, 2) the students have a gadget or smart phone one another so, the weblog was easy to access for them, 3) there was no time limit to access the weblog, 4) the students was self-supporting in learning.

While there were difficulties in applying web blog such as: The poor network available could hinder the learning, so that applying web blog as a media for learning made the researcher should provide a strong enough of internet network connection to accessed in the web blog through their smartphone or laptop. Finding a place that had strong Wi-Fi connection and had a comfort place for learning was also recommended for the sustainability of the learning process. Than, used of web blog for teaching for the students was something new for them so that the students had difficulty in post their tasks but to solve the problem researcher wrote a tutorials on the web blog to make their easier in implementing web blog.

2) Small Group Evaluation

White and Branch in (Yaumi, 2013) stated that Small group or pilot testing is the process of assessing instructional materials with end users in the actual learning environment, prior to the implementation of the instruction, and provides empirical support regarding the efficacy of the proposed instruction. The main purpose of the small group is to determine the effectiveness of the change that happened in the one-to-one evaluation, and to identify the other problems that may arise in the students. Mostly, each student had a high enthusiasm to learn English reading materials using the web blog. Students were able to complete their first week tasks before class starts in the second week. The amount of

founding that was needed; for outside classroom used each student had their own smartphone and internet accessed so it did not burden them in accessing the web blog. However, for classroom used, the researcher need to prepare internet networks either from Wi-Fi or internet quota, this probably require additional costs.

After applying several evaluations, the researcher distributed questionnaires for fifteen students in English Education Department at Tarbiyah and Teaching Science with sixteen statements to measure the effectiveness of web blog media in learning English reading material.

Table 4.10 *The Students Effectiveness in Applying Media Web Blog in Learning English Reading Materials*

No.	Statements	Assessment					Like rt Scal e	Ave rage
1	I like to learn Reading by using Web Blog.	4	11	0	0	0	84%	VA
2	Studying reading by using Web Blog is can improve my enthusiasm in learning reading.	7	7	1	0	0	88%	VA
3	Studying reading by using Web blog can help me focus more.	1	10	4	0	0	76%	A
4	Studying reading by using Web Blog can improve my spirit in learning reading.	6	5	4	0	0	83%	VA
5	Studying reading by using Web Blog can make me be more	8	5	2	0	0	88%	VA

	confidence in learning reading.							
6	Studying reading by using Web Blog is make me easier to rewrite what I've read.	3	9	3	0	0	80%	VA
7	Studying reading by using Web Blog is a correct way for me in learning reading.	3	9	3	0	0	80%	VA
8	Studying reading by using Web Blog can improve my motivation in learning reading.	2	7	6	0	0	75%	A
9	I don't like to to learn Reading by using Web Blog.	0	0	4	8	3	42%	N
10	Studying reading by using Web Blog can not improve my enthusiasm in learning reading.	0	0	6	9	0	48%	N
11	Studying reading by using Web blog can not help me focus more.	0	0	4	11	0	46%	N
12	Studying reading by using Web Blog can not improve my spirit in learning reading.	0	0	2	11	2	40%	N
13	Studying reading by using Web Blog can not make me be more confidence in learning reading.	0	0	3	12	0	44%	N
14	Studying reading by using Web Blog is not make me easier to rewrite what I've read.	0	0	3	12	0	44%	N
15	Studying reading by using Web Blog is not a correct way for me in learning reading.	0	0	5	10	0	47%	N

16	Studying reading by using Web Blog can not improve my motivation in learning reading.	0	0	5	10	0	47%	N
Total Average mean score							63.2 5%	A

After given questionnaire about what was the students effectiveness in applying media Web Blog in learning English Reading materials, based on table 4.10 illustrated that the position of the total average score 63.25% refers to the Agree category, the result that the researcher concluded the students agree to applying media Web Blog in learning English Reading Materials because media Web Blog gave them enthusiasm, spirit in learning reading, and be more focus and confidence to follow the learning process.

B. Discussion

Dick and Carey model of development was chosen because this model was clearly defined and also this model was applied to collect the entire analysis data about the students' specific needs and the way to design the media that appropriate to be applied for Students of English Education Department in academic year 2015/2016.

Based on the case happened in Students of English Education Department Developed Web blog was a great solutions to applying in e-learning. However, if there was advantages it must be there was disadvantages too, applying media web blog in teaching and learning process need a good internet Network so that the learning process would be more effective, but in the otherwise the learning process would be delayed or even could not to continue, to make it clearly the

researcher or teacher must sure what a good proovider to be used or there were wifi connection in teaching and learning location. Not only that, applying e-Learning caused lack of Physical interaction between students and teacher or even students themselves thus, the value of social aspects in learning process tendency to ignored.



CHAPTER V

CONCLUSION AND RECOMMENDATION

A. *Conclusion*

Based on the findings and discussions of the research that had been done, and was associated with the formulation of the research focus, it could be concluded that the systematic organization of developing English Reading Materials through Web Blog for Students of English Education Department at State Islamic University of Alauddin Makassar already checked by the expert in order to validate the whole reading materials in the Media of Web blog and claimed that the product. Based on the findings and discussions, the data that had been collected was able to conclude that:

1. English Reading Materials such as Review Text it could implement on the Web Blog.
2. The prototype of English reading materials with web blog was develop with several things :
 - a) Implementing Review text in Web Blog was selected by the syllabus of English Education Department and it was discussed with several experts who were competent in their field.
 - b) Developed a prototype of Web Blog as a learning media which was provide several menus such as Home, Materials, Tasks and Tutorials to make the students easier to implementing Web Blog in the learning process.
 - c) The researcher gave prototype to two experts judgement to be evaluated and measuring the web blog quality before applying the web blog to the students

of English Education Department.

3. The applying of media web blog in English Reading Materials for students gave a good responds. Based on the distribution questionnaire for fifteen students with sixteen statement, the average score 63.25% refers to the Agree category. The result of evarage explain that the students agree to implement Web Blog bacause gave they enthusiasm and become an effective media, and they be more focus, confidence to follow the learning process.

B. Recommendation

Related to this research finding was developed a media web blog for students intake academic year 2015/2016, the researcher refers to the recommendation this product as follow:

1. It can be used in English Language Teaching Department, therefore it was strongly recommended for the teachers who teach English subject to use this product as their primary reference.
2. The teachers are expected to apply web blog-based learning to spend the students' and teachers' leisure time outside the classroom to conduct online activities.
3. To create an active students the teachers are expected to set an effective strategy and method to implement weblog-based learning.
4. To applying this weblog-based learning the student must to has computer, internet network and etc.

BIBLIOGRAPHY

- Al-Sagaby, A. S. A., & Allamankhrah, A. Y. A. (2014). *The Effectiveness of the Design Pattern of the Educational Blog in Enhancing Sixth Graders' Reading Comprehension Skills*. *American International Journal of Contemporary Research*,(Online). University Jeddah,Saudi Arabia.
- Aydin, S. (2014). *The Use of Blogs in Learning English as a Foreign Language*. *Online Submission Journal*, 4(1), 244–259.
- Brown, H. D. (2000). *Principles of Language Learning and Teaching*. San Fransisco States University, Ed. (5th ed).. Longman New York.
- Buran, A. (2015). *How to Use Blogs in Creating Special Opportunities for Language learning*. *Mediterranean Journal of Social Sciences*, 6(1), 532.
- Czico, C., Greenleaf, C., Hurwitz, L., & Schoenbach, R. (2000). *What is Reading? An Excerpt from "Reading for Understanding*. *The Quarterly*, 22 (3). New Jersey: Wiley Company.
- DeLallo, M. L. (2012). *The Effects of Classroom Blogging on Reading Comprehension and Interpersonal Contacts among fifth Grade Students*. The State University of New York at Fredonia. Retrieved from <http://hdl.handle.net/1951/57449>
- Dick, W., Carey, L., & Carey, J. O. (2009). *The Systematic Design of Instruction*. (Merill, Ed.) (7th ed.). New Jersey: Pearson.
- El-Farahaty, H. (2017). *A Grammatical Error Analysis of Final Year Students Arabic Writing*. *University of Leeds Journal*, 1(2), 6.
- Febrian, J. (2005). *Menggunakan Internet*. PT.eresco (7th ed.). Bandung: PT. Remaja Rosdakarya.
- Hadrus, M. S. (2017). *The Analysis Of Students Difficuties in Translating Argumentative Text from English to Indonesian at The Second Grade Students Of SMA Negeri 1 Lappariaja Bone Regency*.Thesis. Repository Uin Alauddin Makassar.
- Hermida, D. (2009). *The Importance of Teaching Academic Reading Skills in first-Year University Courses*. *The International Journal of Research and Review*, 3, 20. Retrieved from <https://ssrn.com/abstract=1419247>
- Latief, M. A. (2012). *Research Methods on Language Learning: An introduction*. (Universitas Negeri Malang, Ed.), *Malang: Universitas Negeri Malang* (2nd ed.). Malang: UM Press.

- Mcgriff, S. J. (2000). *Instructional System Design: Using the ADDIE Model. Instructional Systems, College of Education, Penn State University, 10, 2.* <https://doi.org/10.1243/03093247JSA632>
- Mutmainna, M. (2016). *Implementing Blogs as a Learning Tool in ASIAN EFL/ESL Learning Context.* BRAC University Journal. Dhaka International University.
- Nurpahmi, S. (2014). *An Introduction to English for Specific Purposes.* (Asardian Maharani Asnur, Ed.) (1st ed.). Makassar: Makassar: Alauddin University Press.
- Richards, J. C. (2001). *Curriculum Development in Language Teaching.* (Ernst Klett Sprachen, Ed.) (1st ed.). cambridge: The Press Syndicate of The University of Cambridge.
- Sada, C., & Bunau, E. (2017). *Improving Students' Reading Comprehension Of Narrative Text By Using Reciprocal Teaching Technique.* Jurnal Pendidikan Dan Pembelajaran, 6(5).
- Saettler, P. (2004). *The Evolution of American Educational Technology.* (California States University, Ed.) (2nd ed.). California: IAP.
- Sattar, S. (2015). *Learning via Blogging: The ESL/EFL Perspective.* GSTF Journal on Education (JEd), 3(1).
- Sugiyono, D. R. (2013). *Metode Penelitian Pendidikan Pendekatan Kuantitatif, Kualitatif dan R & D.* Bandung (XXII). Alfabeta.
- Tomlinson, B. (2012). *Materials Development for Language Learning and Teaching.* Language Teaching Journal, 45(2), 143–179.
- Venable, G. P. (2004). *Improving Reading Comprehension.* Wolters Kluwer Health Journal, 24(1), 92–93.
- Yassi, A. H. and Kaharuddin. (2018). *Syllabus Design Of English Language Teaching.* (Suwito and Jeffrey, Ed.) (2nd ed.). Jakarta: Prenada Media.
- Yaumi, M. (2013). *Prinsip-Prinsip Desain Pembelajaran Di Sesuaikan dengan Kurikulum 2013.* Jakarta: Kencana Prenada Media Group.
- Yaumi, M. (2017). *Pengembangan Bahan Ajar English for Specific Purpose Berbasis TIK.* Lentera Pendidikan: Jurnal Ilmu Tarbiyah Dan Keguruan, 15(2), 144–160.
- Zhang, D. (2009). *The Application of Blog in English Writing.* Journal of Cambridge Studies, 4(1).



Appendix 1

SYLLABUS OF LEARNING MATERIALS

Mata Kuliah : Reading for Academic Purpose

Kode Mata Kuliah : PBI 23 34

Semester : 3

Jurusan : Pendidikan Bahasa Inggris

Program : Strata 1 (S1)

Bobot SKS : 2 (Dua)

Deskripsi Mata Kuliah

Mata kuliah ini mencakup pemahaman terhadap berbagai jenis teks akademik seperti esai, opini, jurnal, dan resensi. Mahasiswa diharapkan untuk terbiasa dengan strategi membaca meliputi meringkas, menafsir dan mengumpulkan agar menjadi pembaca mandiri dan mengaplikasikan strategi-strategi tersebut.

Standar Kompetensi

1. Mahasiswa memiliki pengetahuan dan pemahaman terhadap berbagai jenis teks akademik.
2. Mahasiswa memiliki kemampuan dan keterampilan strategi membaca teks akademik.
3. Mahasiswa memiliki kemampuan untuk mengembangkan kualitas strategi membaca masing-masing.

Kompetensi Dasar

- 1.1 Mengetahui dan memahami perbedaan definisi esai, opini, jurnal, dan resensi.
 - 1.2 Mengidentifikasi jenis-jenis teks akademik sesuai dengan karakteristik teks masing-masing.
-
- 2.1 Menerapkan strategi meringkas, menafsir dan mengumpulkan untuk memahami teks akademik.
 - 2.2 Menganalisis isi bacaan pada teks akademik tertentu dengan menerapkan strategi membaca
-
- 3.1 Mengevaluasi isi bacaan berdasarkan strategi membaca.
 - 3.2 Merancang strategi membaca untuk memahami isi teks akademik tertentu sesuai dengan karakteristiknya
-

Indikator Pencapaian Kompetensi

- KD1.1
- 1.1.1 Mendefinisikan teks akademik esai, opini, jurnal dan resensi.
 - 1.1.2 Membedakan struktur dan tujuan penulisan teks esai, opini, jurnal, dan resensi.
 - 1.1.3 Menyebutkan cirri masing-masing teks akademik esai, opini, jurnal, dan resensi dari segi konten, dan gaya bahasa.
-
- KD1.2
- 1.2.1 Menyebutkan beberapa contoh judul akademik esai, opini, jurnal, dan resensi.
 - 1.2.2 Mengidentifikasi topic teks akademik dengan merujuk pada kalimat-kalimat utama tiap paragraf.

- 1.2.3 Mengemukakan pendapat untuk menentukan jenis teks akademik tertentu berdasarkan karakteristiknya.

KD2.1 2.1.1 Menandai kalimat-kalimat pokok dalam bacaan.

2.1.2 Meringkas bacaan dengan memperhatikan kalimat-kalimat pokok setiap paragraph

2.1.3 Membedakan kalimat-kalimat utama dan kalimat-kalimat pendukung dalam bacaan

2.1.4 Menafsirkan isi dan kesimpulan bacaan berdasarkan ringkasan dan kumpulan kalimat-kalimat pokok setiap bacaan

KD2.2 2.2.1 Menganalisis letak kalimat-kalimat utama dan pendukung dalam bacaan.

2.2.2 Menandai kata-kata penting serta kata-kata penghubung pada setiap kalimat dalam bacaan.

2.2.3 Meringkas dan menafsirkan isi bacaan berdasarkan kata-kata dan kalimat penting dalam bacaan

KD3.1 3.1.1 Menunjukkan maksud tersirat berdasarkan kalimat-kalimat penting dalam bacaan.

3.1.2 Menganalisis paragraph terakhir bacaan untuk menemukan kesimpulan dan pesan penulis kepada pembaca .

3.1.3 Memberi evaluasi tafsiran isi bacaan dengan memperhatikan irama dan tujuan penulisan

KD3.2 3.2.1 Menggaris bawahi kata-kata dengan pola zig zag untuk merumuskan isi bacaan

- 3.2.2 Mengidentifikasi kata-kata akademik yang sering digunakan dalam bacaan
 - 3.2.3 Mendaftar kata-kata akademik berdasarkan disiplin ilmu tertentu yang sering digunakan dalam teks akademik
 - 3.2.4 Menandai kata-kata yang digunakan berulang-ulang dalam bacaan
 - 3.2.5 Merangkum tafsiran bacaan berdasarkan kata-kata akademik yang disebut berulang dalam bacaan
-

Topik Inti

1. Introduction to Course Outline and Overview of Reading for Academic Purpose
2. Some Kinds of Academic Text
3. Main Idea
4. Drawing Inferences
5. Tone
6. Academic Words in Context
7. Topics and paragraph
8. Summarizing

Referensi

Hartman, Pamela and Laurie Blass. 2007. *Quest 3: Reading and Writing*. New York: McGraw Hill

Appendix 2

LESSON PLAN

Majority	: Pendidikan Bahasa Inggris
Course	: Reading for Academic Purpose
Class/Semester	: III (Three)
Meeting	: 1,2 dan 3
Time Allocation	: 3 Times
The Main Lesson	: Create a Review Text

a) Course Description

This course covers understanding of various types of academic texts such as essays, opinions, journals, and reviews. Students are expected to be familiar with reading strategies including summarizing, interpreting and gathering to become self-readers and applying these strategies.

b) Standard of Competence

- 1) Students have knowledge and understanding of various types of academic texts.
- 2) Students have the ability and skill of reading academic text strategy.
- 3) Students have the ability to develop the quality of each reading strategy.

Table 1.1 The Basic Competence based on Syllabus in Department of English education

Base Competence	Achievement Indicator
1.1 Knowing and understanding the definition of essays, opinions, journals and reviews	1.1.1 Defines academic text essays, opinions, journals and reviews.
2.1 Implement strategies to summarize, interpret and gather to understand academic texts	2.1.2 Summarizing the reading by paying attention to the main sentences of each paragraph. 2.1.4 Interpret the content and conclusions of the reading based on the summary and collection of key sentences of each reading

c) Learning Materials

Review:

- 1) Content and language of review text;
- 2) Create a review text;
- 3) Elements of review text; and
- 4) The systematic of review text.

d) Steps of Learning Activities

(Build the context)

- 1) Students respond to greetings to be thankful for the grace of God and pray for each other.
- 2) Students respond to questions from the researcher related to previous learning.
- 3) Students received information proactively about the relevance of

previous learning with lessons to be implemented.

- 4) Students received information about things that would be studied and mastered especially about text learning reviews.
- 5) Students received information about the whole learning process implemented through the online system with Web Blog media.

e) Assessment

Table Assessment of Student Task

Assessment process	Assessment of result
Assessment Process was an aspect of knowledge that could be done by students independently	Type: Reading and Writing Shape: Description Example of instrument Arrange the book reviews you read by noticing the things below! a. Defined reviewer's text identity. b. Created a framework according to review text structure. c. Developed the framework to did a review text with pay attention to the structure of the text, the characteristics of language, and make a conclusion.

UNIVERSITAS ISLAM NEGERI

f) Supported of Learning (tools, media, materials and resources)

- 1) Presentations of laptop with online on internet through Web Blog
- 2) Projector (LCD)
- 3) Internet Access.

Knowing,

Makassar,2018

Chief Faculty.....

Subject Teachers

Appendix 3

Learning Materials of Review Text

A. What is the Review Text ?

Review Text is one of a kind of English text that is often a learning material in school. Review text is a text that aims to review, or discuss a good work of movies, books, objects and so forth to assess the quality, advantages and disadvantages of the work so that readers can find out.

B. Purpose of Review Text

1. To summarize, analyze, and respond to art work.
2. To critique or evaluate an art work or event for a public audience. or to critic the events or art works for the reader or listener, such as movies, shows, book, and others.

C. Generic Structure:

1. Orientation

The text review section contains an overview of a work or object to be reviewed. Introduce what you want in review.

2. Evaluation

The evaluation part of this paragraph will provide a more detailed description of a work or object in the review. The good and bad of a work or object will begin to be discussed.

3. Interpretation

In this third section, the author gives his own view of the work or object he reviews. Goodness and lack of evaluation will be assessed, whichever is more.

4. Summary

In this section, the authors give conclusions to the reader of the work or objects that have been reviewed. After providing an explanation in the evaluation and the author's own views on the interpretation, came the authors commented whether the works or articles reviewed valuable or not to prospective buyers.

D. Language Features:

1. Using the present tense
2. Focus on specific participants
3. Using adjectives form example like, good, valuable, etc.
4. Using long and complex clauses

Source by : <http://contohbahasainggris.com/review-text-penjelasan-dan-5-contoh/>

E. Types of Reviews

In general, the reviews are divided into 3 types, namely:

1. Informative, here the review is delivered briefly and generally from the entire contents of the book.
2. Descriptive, reviews that discuss in detail on each section or chapter.
3. Critical, the reviewer who reviews the details of the book using a particular scientific methodology. The content of the review is usually objective and critical in assessing the contents of the book. But it could be the three types of reviews above applied together because the three are not raw.

F. The purpose of the Review

We need to know that the purpose of the reviewer are as follows:

1. Knowing the advantages and disadvantages of books in the reviewer.
2. Provide an overview to the reader and general assessment of a work in summary.
3. Providing input to the author in the form of critical and suggestions on the content, substance, how to write a book.
4. Knowing the background and reason for the book being published.
5. Test the quality of books and compare to other works.

G. Example Of Review Text

If I Never Forever Endeavor

Review by Hayden, age 4, Southeast Michigan Mensa


This book was about a bird who didn't yet know how to fly.

The bird has to decide if it will try to fly, but it was not sure if it wants to. The bird thought, "If I never forever endeavor" then I won't ever learn. On one wing, he worries he might fail and on the other wing he thinks of how he may succeed. He worries that if he tries, he may get lost in the world. That makes him want to stay in his nest where he's safe.

I think this book would help other children to learn that trying new things can be scary, but sometimes when we try, we can find things that make us happy too. And this book will help others know that mistakes are okay and part of learning.

My favorite part is that the bird tried and learned that she could fly. I also liked that I read this book because it gave me a chance to talk to mom about making mistakes and how I don't like making them. Then I learned they are good and part of learning.

Boys and girls who are 3 to 8 years old would like this book because it teaches about trying a new thing and how it's important to get past being scared so you can learn new things.



I give the book 5 stars since I think it's important for other children to learn about courage.

H. Benefits of the Review

1. Material Considerations

Provides an overview to the reader about a work and influences them on the work.

2. Book Promotion Means

The reviewer's book is usually a new book that has never been reviewed. So by doing this can be one form of book promotion so famous and sold a lot.


3. Development of Creativity

As we know that the more often we write the better the level of our expertise, so by frequently responding, indirectly can develop writing creativity.

4. Economic Value

And the thing you might not have imagined is by reviewing the book we can get rewards in the form of money or other.

Source by https://www.mensaforkids.org/teach/lesson-plans/book-review_guide/book-review-writing-examples/



Appendix 4
INSTRUMENTS

A. Questionnaires

1. Questionnaire of Students' Need Analysis

Directions :

1. You don't need to fill in the name and class in this sheet.
2. These questionnaires is meant to get the representation clearly about your motivation in learning English, especially in reading skill through a method or media which teacher used in English lesson during this time.
3. Please answer these questions below by giving (√) best on your conscience with the choices of answer as follow:

- 5 : Very Agree
 4 : Agree
 3 : Neutral
 2 : Dissagree
 1 : Very Dissagree

No	Questions	Choices of Answer				
		5	4	3	2	1
1	I like to learn Reading with media which teacher used in learning English during this time.					
2	I feel enthusiast to learn Reading with media which the teacher used in learning English during this time.					
3	I'm focus of learning Reading with media which the teacher used in learning English during this time.					
4	I have a spirit of learning Reading with media which the teacher used in learning English during this time.					

5	English learning media which the teacher used during this time can make me more confidence in reading.					
6	English learning media which the teacher used during this time can give me courage to choose what I want to write.					
7	English learning media which the teacher used during this time is very effective for me					
8	English learning media which the teacher used during this time can improve my motivation in Reading.					
9	I do not like to learn Reading with media which the teacher used in learning English during this time.					
10	I do not feel enthusiastic to learn Reading with media which the teacher used in learning English during this time.					
11	I'm not focused to learn Reading with media which the teacher used in learning English during this time.					
12	I do not have a spirit in learning Reading with media which the teacher used in learning English during this time.					
13	English learning media which the teacher used during this time can not make me be more confidence in reading.					
14	English learning media which the teacher used during this time can not give me courage to choose what I want to write.					
15	English learning media which the teacher used during this time is not very effective for me					
16	English learning media that the teacher used during this time can not improve my motivation to learn Reading.					

2. Questionnaire for The Effectiveness of Media

Directions :

4. You don't need to fill in the name and class in this sheet.
5. These questionnaires is meant to get the representation clearly about your motivation in learning English, especially in reading skill through a method or media which teacher used in English lesson during this time.
6. Please answer these questions below by giving (√) best on your conscience with the choices of answer as follow:

5 : Very Agree

4 : Agree

3 : Neutral

2 : Dissagree

1 : Very Dissagree

No	Pernyataan	Pilihan Jawaban				
		5	4	3	2	1
1	I like to learn Reading by using Web Blog.					
2	Studying reading by using Web Blog is can improve my enthusiasm in learning reading.					
3	Studying reading by using Web blog can help me focus more.					
4	Studying reading by using Web Blog can improve my spirit in learning reading.					
5	Studying reading by using Web Blog can make me be more confedence in learning reading.					
6	Studying reading by using Web Blog is					

	make me easier to rewrite what I've read.					
7	Studying reading by using Web Blog is a correct way for me in learning reading.					
8	Studying reading by using Web Blog can improve my motivation in learning reading.					
9	I don't like to to learn Reading by using Web Blog.					
10	Studying reading by using Web Blog can not improve my enthusiasm in learning reading.					
11	Studying reading by using Web blog can not help me focus more.					
12	Studying reading by using Web Blog can not improve my spirit in learning reading.					
13	Studying reading by using Web Blog can not make me be more confedence in learning reading.					
14	Studying reading by using Web Blog is not make me easier to rewrite what I've read.					
15	Studying reading by using Web Blog is not a correct way for me in learning reading.					
16	Studying reading by using Web Blog can not improve my motivation in learning reading.					

3. EXPERT JUDGMENT RUBRIC

“Developing English Reading Materials through Web Blog for Students of English Education Department at State Islamic University of Alauddin Makassar”

Instructions:

- a. These questionnaires are meant to get clearly representation about the measure of quality by using Web Blog.
- b. Please answer these questions below by giving (✓) based on your conscience with the choices of answer as follow:
 - 5 : Very Valid
 - 4 : Valid
 - 3 : Fair
 - 2 : Poor
 - 1 : Invalid
- c. If you choose Fair (2) or Poor (1) please give your comment and suggestion in the column that has been provided.

Validator Name :

Institution :

Field Expert :

Indicators	No	Items	Assessment					Comment/ Suggestion
			5	4	3	2	1	
Usability	1.	Is web blog as a media-learning able to attract students' attention in learning English reading materials?						
	2.	How is the suitability of the English reading materials with the students' reading comprehension?						
	3.	Does the procedure of operating this web blog provide easy steps?						
Information Quality	1.	Is the language used on the web blog easy to understand?						
	2.	Does the web blog provide clarities information?						

	3.	Are the instructions that use on the web blog easy to understand?						
	4.	How is the systematical of the English reading materials on the web blog?						
	5.	Is the reading material that use on the web blog appropriate as an interactive media?						
	6.	Is the development of web blog able to develop students' English reading materials?						
	7.	Does the presentation of the materials on the web blog lead students to have a better understanding concept of English reading materials?						
Design	1.	Is the color combination used on the web blog interesting?						
	2.	Does the color use on the web blog not disturb the English reading materials presentations?						
	3.	Is the visual design of the web blog generally interesting?						
	4.	How is the election of font and the clarity of the text on the web blog?						
	5.	Does the English reading materials design on the web blog seem interesting?						
	6.	Does the web blog design fulfill the needs of pedagogical especially in English						

		reading materials?					
--	--	--------------------	--	--	--	--	--

Gowa, 2018

.....

4. Interviewes

a. Sekertaris Jurusan Pendidikan Bahasa Inggris

Sitti Nurpahmi, S.Pd, M.Pd.,

Bagaimana untuk menentukan suatu materi apakah dosen bisa memilih dan meramu sendiri dari silabus mana yang ingin mereka gunakan terlebih dahulu atautkah harus berurutan sesuai KD yang ditentukan silabus? Bagaimana pengajaran conventional apakah sudah berjalan dengan baik atau butuh media yang lain sbgi penunjaang ?.. Terkhusus untuk Reading media apa yang biasa digunakan oleh dosen? Apakah penggunaan media berbasis teknologi sudah mulai digunakan, sejak kapan? media teknologi seperti apa? Apakah sekiranya masih perlu dilakukan penelitian pengembangan dalam hal penggunaan media-media pembelajaran? Kami mencoba mengembangkan web blog untuk digunakan dalam pengajaran writing dan reading apakah menurut ibu sudah sesuai? ada saran terkait penggunaan kami selanjutnya?

b. Wawancara Dengan Dosen Kurikulum

Dr.Kaharuddin. S.IP., M.Hum.

Apakah dalam mengajar dosen bisa memilih materinya sendiri yang ingin mereka gunakan? Apakah silabus dibuat berdasarkan kemampuan siswa atau kebutuhan siswa? Media apa saja yang dijadikan acuan utama dalam pengajaran reading?

Apakah teknologi seperti web blog bisa kami gunakan sebagai media pembelajaran? Apakah dalam menggunakan web blog kami bisa memilih materi dari silabus yang ingin kami gunakan? Kami sudah menyiapkan materinya apakah materi ini bisa kami terapkan dan apakah menurut ibu sudah sesuai sudah relevan dengan penggunaan web blog? Apakah materinya sudah sesuai dengan tingkat kebutuhan mahasiswa? apakah menurut ibu penggunaan web blog sudah sesuai dengan tingkatan kemampuan mahasiswa untuk maple? Ada saran yg lebih lanjut Pak?

c. Dosen Writing

Dr. Hj. Mardiana M.Hum

Selama mengajar Reading untuk siswa kira-kira gambaran umum ibu seperti media atau metode ? Media apa yang selama ini ibu gunakan? Apakah pernah ibu menggunakan teknologi sebagai media? Online teknologi? Bagaimana tanggapan/respon siswa berdasarkan pengamatan ibu? Bagaimana tingkat keberhasilan siswa dengan penggunaan media teknologi dibandingkan dengan media konvensional? Kami telah memilih materi dan mendiskusikan sebelumnya dengan dosen kurikulum apakah menurut ibu materi yang kami gunakan sudah sesuai dengan kebutuhan siswa? Apakah materi yang kami gunakan sudah sesuai untuk penggunaan dalam web blog?Apakah ada saran? Bagaimana kesesuaian antara materi dan media yg akan kami gunakan dengan kemampuan dan kebutuhan siswa.

d. Students

Pernahkah anda menggunakan blog sebelumnya?. Jika ya, biasanya anda menggunakannya dalam hal apa? Bagaimana dalam hal belajar, pernahkah anda membuka atau bahkan menggunakan blog dalam belajar?. Dalam mengikuti pembelajaran reading dan writing, media yang seperti apa yang membuat anda tertarik dan focus?. Apakah selama ini anda pernah mengikuti pembelajaran dengan menggunakan media selain media konvensional?. Bagaimanakah dengan media blog, pernahkah dosen anda menerapkannya dalam pembelajaran? Jika ya, apakah dengan media blog, bisa membuat anda lebih meningkatkan pemahaman serta menunjukkan kemampuan yang anda miliki?. Terkhusus untuk pembelajaran writing kamu lebih menyukai menulis dengan menggunakan hand writing atau mengetiknya?/ lebih suka membaca dengan text book atau ebook?



Appendix 5

INTERVIEW

Interview Materi dalam Media Pembelajaran

A. For Students

1. Student 1

Researcher : Pernahkah Anda menggunakan Blog sebelumnya?

Student : Saya sering menggunakan blog untuk mencari referensi mata kuliah, bahkan dari sejak SMA sudah pernah saya gunakan namun hanya sekedar mencari referensi materi belajar untuk menyelesaikan tugas-tugas sekolah yang berbentuk article yang dapat dengan mudah saya temukan.

Researcher : Media yang seperti apa yang membuat Anda fokus dalam Materi Reading?

Student : Dalam pembelajaran reading saya lebih menyukai jenis teks yang lebih berwarna dan bergambar karena lebih menarik.

Researcher : Pernahkah anda mengikuti pembelajaran selain media konvensional?

Student : Yah sering, dulu sejak SMA guru-guru saya sudah sering memperkenalkan media teknologi seperti LCD bahkan menerapkannya untuk materi presentasi. Dan sekarang saat memasuki Perkuliahan sebagian besar dosen menggunakan media teknologi seperti LCD dalam proses pembelajaran, hanya sebagian kecil dosen yang menggunakan metode ceramah dan lain-lain.

Researcher : Pernahkah dosen anda menerapkan Media Blog?. Jika ya, apakah dengan media Blog, bisa membuat anda lebih meningkatkan pemahaman serta menunjukkann kemampuan

yang anda miliki?.

Student : Pernah, pada saat itu Dosen mata kuliah Writing semester 4 memberi tugas Narrative Text, dimana siswa diminta untuk membuat 2 Narrative Text dengan topik yang telah ditentukan dan 1 topik sesuai dengan keinginan Siswa. Tugas-tugas tersebut diminta untuk di upload kedalam Web Blog dimana Dosen telah memberikan Link, Password serta Tutorial yang bisa dengan mudah di akses oleh seluruh Siswa.

2. Student 2

Researcher : Pernahkah Anda menggunakan Blog sebelumnya?

Student : Ya saya pernah menggunakan Blog untuk dalam hal mencari referensi untuk mengerjakan tugas kuliah. Blog berfungsi sebagai bahan referensi belajar.

Researcher : Media yang seperti apa yang membuat Anda fokus dalam Materi Reading?

Student : Saya lebih menyukai media konvensional dan lebih menyukai membaca dengan Buku, karena menurut saya membaca dengan Ebook lebih mudah serta dapat merusak mata jika digunakan terlalu lama.

Researcher : Pernahkah dosen anda menerapkan Media Blog?. Jika ya, apakah dengan media Blog, bisa membuat anda lebih meningkatkan pemahaman serta menunjukkan kemampuan yang anda miliki?.

Student : Dalam hal belajar saya pernah diberi tugas oleh dosen untuk membuat paragraf berdasarkan topik yang telah ditentukan setelah itu kami diminta untuk mengupload hasil tulisan kami kedalam blog. Namun, sebelum itu kami diberikan pengetahuan

awal mengenai apa itu blog, bagaimana cara penggunaannya, apa manfaatnya. Setelah itu, kami diminta mengerjakan tugas secara mandiri serta diberikan kebebasan untuk mendesain web Blog kami sesuai dengan yang kami inginkan.. Dengan log in terlebih dahulu dan menulis hasil tulisan kami ke dalam Blog. Saya menganggap bahwa Web Blog merupakan media yang dapat meningkatkan pemahaman saya serta dapat mengajarkan saya mengenai bagaimana cara menulis yang baik terlebih dalam koherensi antara satu paragraf ke paragraf lain.

3. Student 3

Researcher : Pernahkah Anda menggunakan Blog sebelumnya?

Student : Saya pernah menggunakannya dengan memasukkan kata motivasi, resep makanan dan puisi, saya juga pernah menggunakannya dalam hal belajar, saya pernah membuka web blog dosen saya dan diberi tugas untuk mengupload tugas kedalamnya.

Researcher : Media yang seperti apa yang membuat Anda fokus dalam Materi Reading?

Student : Media yang membuat saya tertarik adalah media visual

Researcher : Apakah dengan media Blog, bisa membuat anda lebih meningkatkan pemahaman serta menunjukkann kemampuan yang anda miliki?.

Student : Dengan menggunakan media Web Blog dapat mempermudah saya mengakses mata pelajaran karena tidak hanya didalam kelas tetapi dapat juga di akses setiap waktu saat saya membutuhkannya dan dapat meningkatkan pemahaman saya dalam belajar.

Researcher : Anda lebih suka membaca dengan Text Book atau Ebook ?.

Student : Saya lebih suka membaca dengan teks book karena dengan ebook mata saya lebih cepat lelah dan mudah mosan.

4. Student 4

Researcher : Pernahkah Anda menggunakan Blog sebelumnya?

Student : Saya sebelumnya pernah menggunakan Web Blog hanya sekedar untuk mencari informasi dan mengerjakan tugas.

Researcher : Dalam hal belajar media yang seperti apa yang membuat anda lebih tertarik

Student : Saya lebih menyukai media konvensional.

Researcher : Bagaimana dalam perkuliahan, pernahkah dosen anda menerapkan Web Blog?

Student : Pernah, waktu itu dosen memberikan tugas writing diaman siswa diminta untuk memposting hasil tulisan kami kedalam Web Blog serta di berikan batas waktu selama seminggu untuk menyelesaikannya.

Researcher : Bagaimanakah pendapat Anda dengan menerapkan Web Blog sebagai media pembelajaran?

Student : Menurut saya dengan menggunakan web blog dalam proses pembelajaran itu merupakan hal yang sangat bagus karena tulisan kita bisa dimuat dalam media online dan akan banyak pembaca yang bisa membaca hasil tulisan kita.

Researcher : Anda lebih menyukai membaca dengan Text Book atau Ebook

Student : Saya lebih suka membaca ebook karena tidak perlu repot, karena dapat dibaca kapan pun dan mana pun serta menghemat tenaga karena tidak perlu membawa buku yang berat kemana-mana.

Sekretaris Jurusan

Researcher : Siapakah yang berperan dalam proses pembuatan Kurikulum?

Sek. Jurusan : Kurikulum dibuat oleh ahli kurikulum yang berpusat pada Pusat Bahasa uin Alauddin Makassar.

Researcher : Apakah teknologi seperti Blog bisa digunakan sebagai media pembelajaran?

Sek. Jurusan : Menurut saya media dengan menggunakan teknologi lebih dibutuhkan, karena sekarang ini orang-orang lebih sering berinteraksi dengan Android

Researcher : Apakah materi Review Text cocok untuk diimplementasikan kedalam Web Blog?

Sek. Jurusan : Web Blog cocok dengan materi apa saja tergantung dengan materi apa yang ingin di kembangkan, dengan memperhatikan studentnya, kecocokan dengan outcomenya serta apakah dibutuhkan oleh student.

Researcher : bagaimanakah cara dalam mengembangkan Web Blog?

Sek. Jurusan : Pada saat ingin mengembangkan media Web Blog researcher perlu menganalisis Silabus serta indikator-indikator outcomes sehingga materi yang dikembangkan dapat berbasis sesuai dengan indikator outcomees.

Researcher : Apakah Media Teknologi sudah mulai di terapkan oleh Universitas dalam Proses pembelajaran?.

Sek. Jurusan : Dalam universitas sendiri sudah banyak yang menerapkan teknologi dalam pembelajaran seperti Google Classroom yang bisa dimanfaatkan oleh seluruh dosen untuk menjadikannya sebagai media pembelajaran yang meminta mahasiswa untuk ikut berpartisipasi didalamnya.

Dosen Kurikulum

Researcher : Dalam mengembangkan materi ajar hal-hal apa yang perlu diperhatikan?

Lecture : Silabus, lesson Plan dan Materi Ajar. Ketiga komponen ini tidak bisa dipisahkan satu sama lain. Silabus sebagai dasar, lesson plan sebagai turunan dari silabus hingga sampai pada pengembangan materi ajar. Silabus yang digunakan dalam memilih materi ajar berasal dari silabus yang sudah ada yang ditetapkan oleh Jurusan. Silabus mencakup seluruh rangkaian materi ajar dari pertemuan pertama hingga akhir. Lesson Plan mencakup rangkaian untuk tiap-tiap pertemuan mengenai isi materi ajar. Yang komponennya berupa pelajaran apa, waktu, diajarkan untuk kelompok belajar apa, media apa yang digunakan, inti materi ajar hingga sampai penutup. Materi ajar muncul berdasarkan komponen yang ada di Lesson Plan. Dalam silabus harus ada kompetensi inti sebagai tujuan yang ingin dicapai, sehingga muncullah Lesson Plan sebagai ilustrasi perencanaan dalam tercapainya sebuah tujuan agar proses pembelajaran akan lebih efektif. Penggunaan

Researcher : Apakah Web Blog cocok untuk digunakan sebagai media Pembelajaran?

Lecture : Web Blog merupakan hal yang baru yang dapat terekam jejaknya sehingga memudahkan siswa untuk mengakses materi ajar dimana saja dan kapan saja serta media konvensional yang selama ini digunakan cenderung membuat siswa merasa jenuh, dimana dalam hal psikologi jika seseorang merasa jenuh maka akan mengurangi motivasi. Dan dari aspek sosial, saat ini siswa berada dalam era digital yang memberikan peluang untuk

menciptakan media yang dapat memenuhi keinginan siswa dalam proses belajar.

Researcher : Apakah dengan menerapkan Materi Review Txt cocok di aplikasikan kedalam Web Blog ?

Lecture : Dengan materi ajar Review Text sangat cocok di aplikasikan kedalam Web Blog, tanpa melupakan turunan dari Silabus, Lesson Plan hingga sampai dalam memilih Materi Ajar.

Researcher : Bagaimanakah perumusan kompetensi dasar dalam Silabus?

Lecture : Perumusan kompetensi dasar muncul berdasarkan analisis kebutuhan yang muncul berdasarkan What (need analysis) and How (analisis situasi). Apa yang ingin di ajarkan dan bagaimana mengajarkan. Bukan berdasarkan intuisi persepsi.

Researcher : Bagaimanakah peran guru dalam menentukan materi ajar agar tercapainya tujuan pembelajaran yang efektif?


Lecture : Tanggung jawab guru bukan hanya sebagai implementer tetapi sebagai designer karena gurulah yang mengetahui apakah kebutuhan yang dibutuhkan siswa serta bagaimana mengajarkan materi ajar agar lebih efektif untuk di implementasikan kepada siswa.

Dosen Reading

Researcher : Apakah Web Blog cocok digunakan sebagai media pembelajaran ?.

Lecture : Menurut saya dengan menggunakan Web Blog itu sangat menarik, karena saat ini mahasiswa yang saya hadapi cenderung merasa bosan dengan media yang selama ini saya ajarkan. Namun, dalam 16 pertemuan, web blog bisa di gunakan hanya untuk beberapa kali pertemuan.

- Researcher** : Apakah materi Review Text dapat di implementasikan kedalam Web Blog?
- Lecture** : Materi review teks cocok di implementasikan ke dalam Web Blog.
- Researcher** : Media yang seperti apa yang biasanya Ibu gunakan sebagai penunjang dalam proses ajar mengajar?.
- Lecture** : Dalam hal mengajar saya sering menggunakan media teknologi seperti komputer dan juga LCD tapi dengan Web Blog saya belum pernah menerapkannya

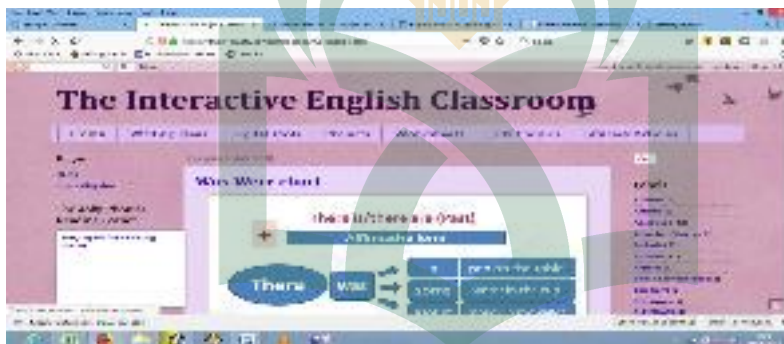


Appendix 6
Web Blog Review

- A. <http://out.easycounter.com/external/primarygraffiti.blogspot.com>



- B. <https://theinteractiveenglishclassroom.blogspot.com/>



- C. <https://buggyandbuddy.com/>



D. <https://agendaweb.org/>



E. <http://www.zenius.net>



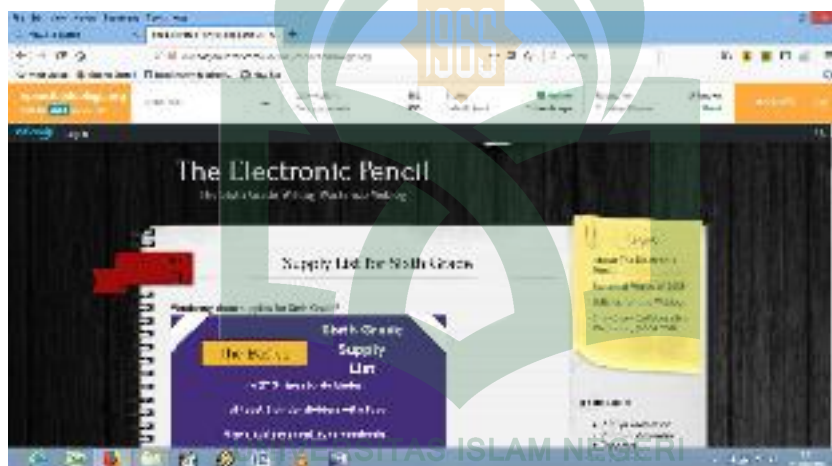
F. <http://www.resourceaholic.com/>



G. <http://www.wardayacollege.com>



H. <http://epencil.edublogs.org>



I. <http://mirai-future.blogspot.com>



J. <http://kuliahactionresearch.blogspot.com/>



Appendix 7
DOCUMENTATIONS





Appendix 8

Web Blog Views

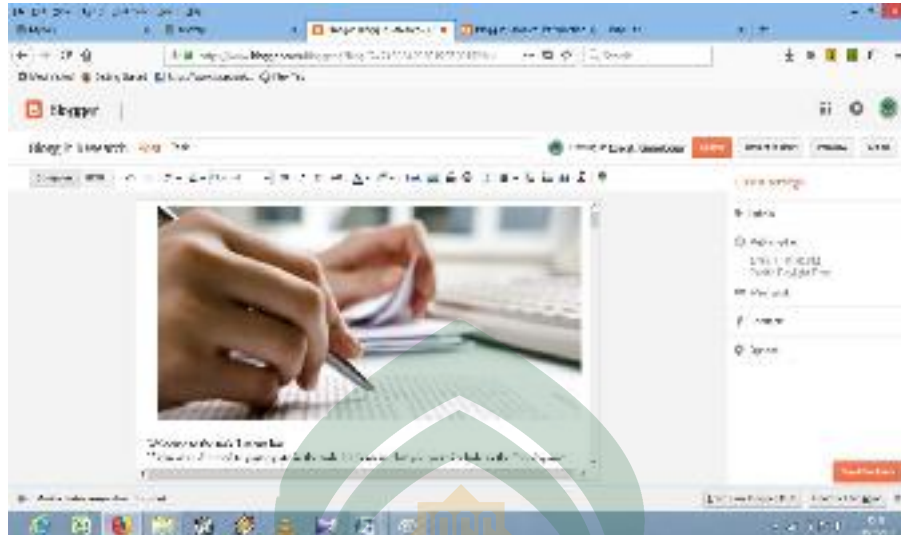
a. Home



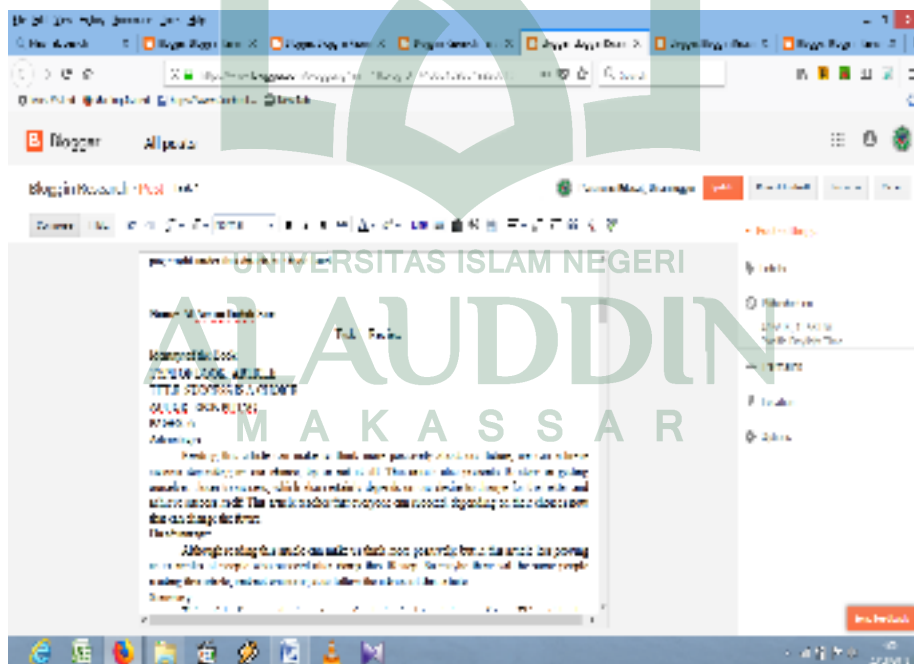
b. Introduction



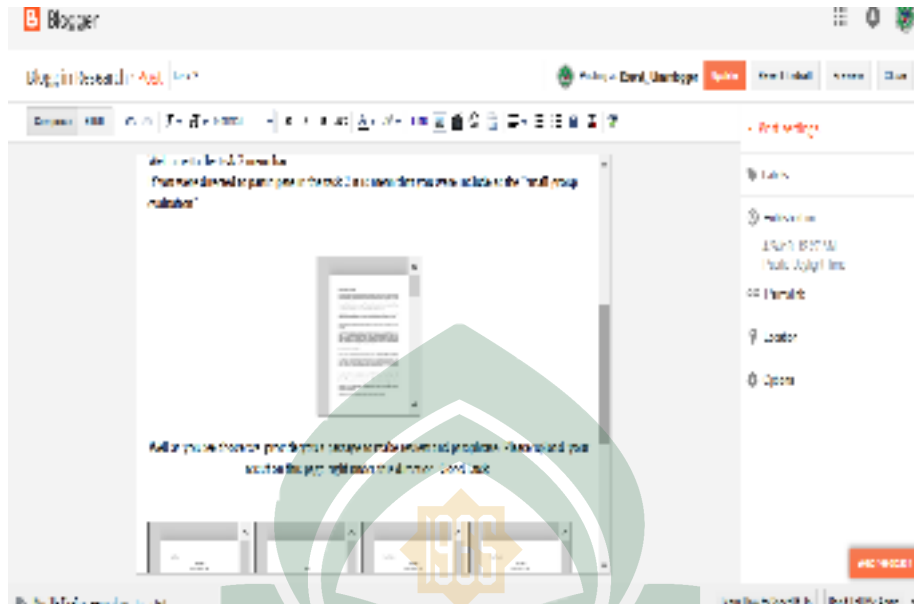
c. Task



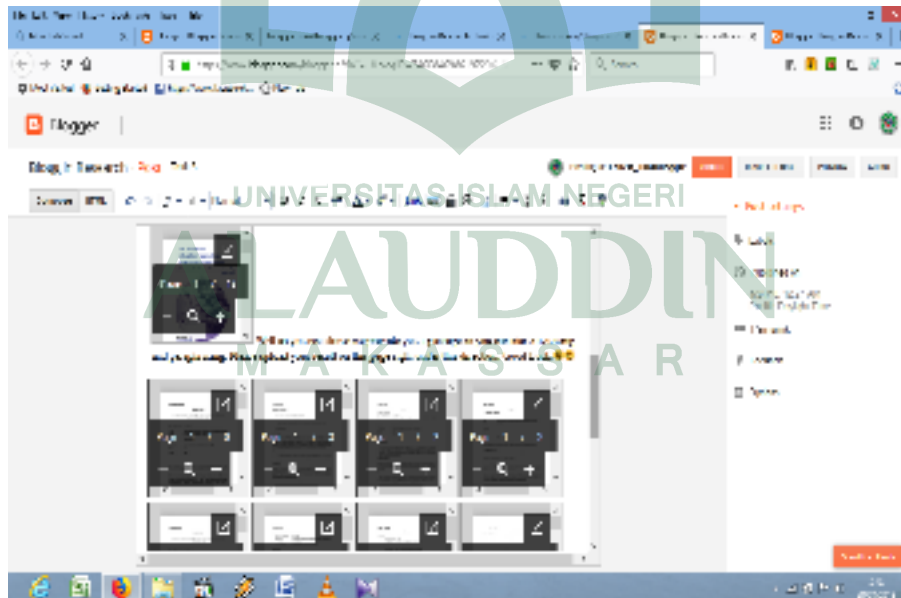
Task 1




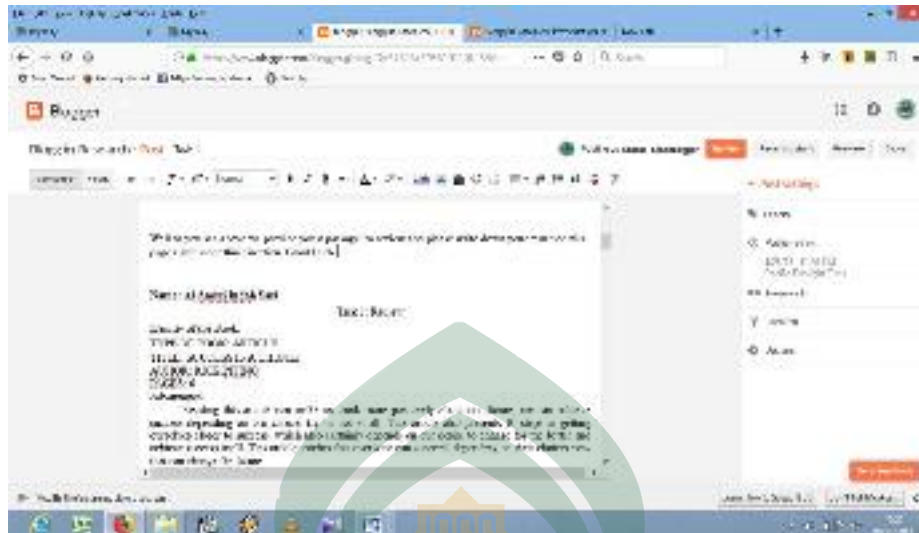
Task 2



Task 3



d. **Materials**



Success is a Choice

BY Rick Pitino

Winston Churchill's rallying cry for the British people during WW II was simple and succinct: hoping and praying for victory was fine, but deserving it was what really mattered. According to Churchill, victory comes only to those who work long and hard, who are willing to pay the price in blood, sweat and tears. Hard work is also the basic building block of every kind of achievement: Without it, everything else is pointless. You can start with a dream or an idea or a goal, but before any of your hopes can be realized, you must truly deserve your success.

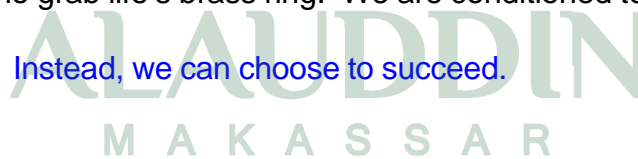
You want to succeed? Okay, then succeed. Deserve it. How? Outwork everybody in sight. Sweat the small stuff. Sweat the big stuff. Go the extra mile. But whatever it takes, put your heart and soul into everything you do.

Success is not a lucky break. It is not a divine right. It is not an accident of birth. Success is a choice!

The 10 Steps

To succeed you need a plan of attack. These 10 steps are based upon the premise that any of us can achieve things we never thought possible -- because [too many](#) of us constantly undersell ourselves. We are conditioned to think we can't do things. We are conditioned to settle for less. We are conditioned to think our dreams are always going to be out of reach. We are conditioned to think that it's always going to be other people who grab life's brass ring. We are conditioned to fail.

But we don't have to. [Instead, we can choose to succeed.](#)



Step 1:

Build Self-esteem

The important thing to remember is that self-esteem must be earned. If the effort is there, plus the discipline to back it up, you will automatically start to feel better about yourself. Life is not something that happens to you, something you are powerless to do anything about. You make the choice to succeed or you fail. You decide by your work ethic and your will. It is never too late to transform your life and implement the changes that are going to lead you to your dreams.

People with low self-esteem are often unfocused and easily frustrated. They lack discipline, have poor organizational skills, have an inability to finish things, and have a sense of discontent, sensitivity to criticism and envy others. They are set up to underachieve.

Underachiever mentality is about making excuses. Other people are lucky. The boss likes them. Men (or women) get all the breaks. It's someone else's fault, not mine.

Step 2

Set Demanding Goals

Goals are the individual steps we must take in pursuit of our dreams. Your long-term successes are a direct result of what you achieve every day.

A big component of a successful attitude is to recognize your weaknesses and confront them. Short-term, attainable goals can ease you through the process of shoring up the weakness. For example, if you decide to get in shape, you could start by exercising once or twice a week. After reaching these short-term goals, and feeling good about the results, you can begin to create goals that are more demanding.

Understand that you are not going to attain all of your goals all the time, but the pursuit of the goal is a step in the right direction and something that should be commended. Small successes breed larger successes. You must constantly push yourself to make your victories bigger and bigger.

Attaining your goals changes your behavior, and it is that change in behavior that will ultimately lead to your dreams.

Step 3

Always Be Positive

You can be extremely hardworking, but if you are not positive, you are inhibiting your chance of success.

You will always be surrounded by people that are negative. These negative voices can become a chorus that knocks the life out of you. You must try to cut these people from your life, or at least be aware of their destructive message. Looking at a situation positively enhances the quality of life.

Self-motivated people look at each day as a new opportunity. The more trying the times, the more positive you have to be. We must learn how to live in and enjoy the present, and not dwell on the failures of the past, nor the anxieties of the future.

Step 4

Establish Good Habits

The only way we can systematically acquire good habits is by being organized. Start off each day knowing there is a purpose in everything we do. The day is not something that happens to us. It's something we control and shape with our actions. If we are not organized, we set ourselves up to be unfocused, to underachieve and ultimately fail.

Do not put things off. Do the more unpleasant things early in the day, thus freeing yourself for what you enjoy doing. Get yourself in shape to be mentally and physically prepared for your day and strive to impress not only the people you are meeting for the first time but also the people you see every day.

Do your homework. You must always operate on the axiom that knowledge is power, and the more knowledge you have about something, the more completely you can control the situation. Remember, if you are not prepared, someone else will be.

Step 5

Master the Art of Communication

Good communication skills are essential, and they start with listening. Most of us can instantly improve our skills simply by listening more and speaking less. One way to better communicate with people is to own up to your mistakes. By admitting your mistakes, your inherent message is that you are trying to be conciliatory, that you really do want to correct the misunderstanding.

One thing to avoid is having to be right all of the time. Your goal is to communicate better, not to try to win every discussion or treat every conversation as if it's a contest with a winner and a loser.

People want to know why they are being asked to do things. They want to feel they are part of the process.

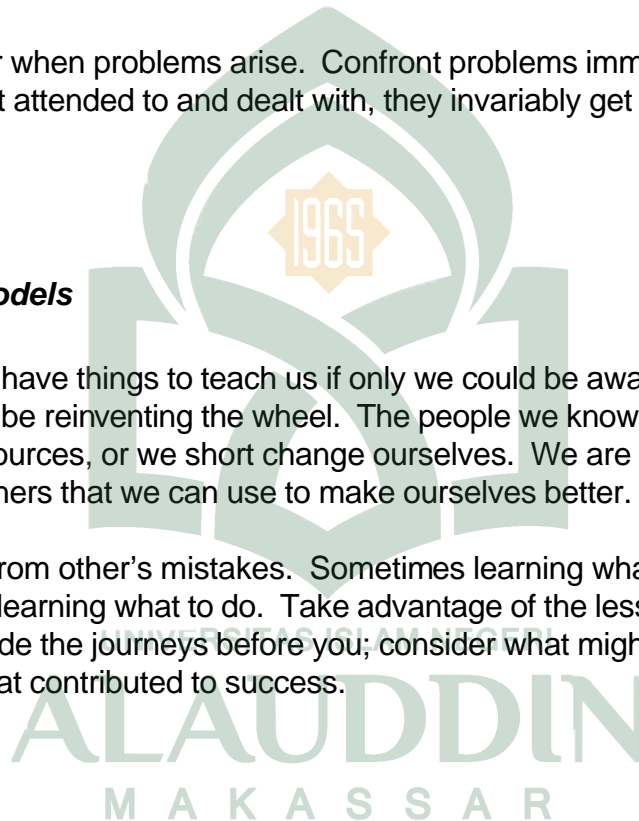
Don't let things fester when problems arise. Confront problems immediately because if they aren't attended to and dealt with, they invariably get worse.

Step 6

Learn from Role Models

People all around us have things to teach us if only we could be aware of them. We don't always have to be reinventing the wheel. The people we know and work with must be used as resources, or we short change ourselves. We are interested in identifying traits in others that we can use to make ourselves better.

We must also learn from other's mistakes. Sometimes learning what not to do is more important than learning what to do. Take advantage of the lessons learned by people who have made the journeys before you; consider what might have led to failure, as well as what contributed to success.



Step 7

Thrive on Pressure

Stress is the enemy. It robs us of our focus and inhibits our performance. Pressure is only negative if we allow it to be. Pressure only becomes a negative when we are ill-prepared to handle it and not ready to perform in a given situation. If we have taken the steps to be prepared and to anticipate how to deal with these situations, we can actually turn up the volume of pressure and let it benefit us.

When Michael Jordan calls for the ball with 30 seconds left at the end of the game, you know that he has worked hard to be ready for the pressure, and will succeed in scoring the final goal to win the game.

Pressure can bring out extraordinary accomplishments. It pushes us harder. It focuses our efforts on the important goals. It concentrates our power where it counts.

Step 8

Be Ferociously Persistent

More than anything else, it is persistence that keeps us great. Anyone can be great for a day, a week, a month. The people who ultimately will be successful are the ones who understand that success is a long-term commitment, a marathon instead of a sprint.

You must develop a “PHD” attitude. Poor, Hungry, and Driven. The kind of attitude that will never allow you to be content but will always drive you to learn more and be better. It’s the kind of attitude that starts with the premise that we can always improve.

You are always going to face difficult times that tax and challenge you. This is the time to keep working as hard as you ever have, because the harder you work, the harder it is for you to surrender.

Step 9

Learn from Adversity

We all at one time or another will encounter an adversity that threatens our will to continue and leaves us doubting our abilities. This is when you have to step back and evaluate your role in the process. Why did you fail? Were your goals wrong, or was it the means you took to get to those goals?

You have to examine your role in the failure and accept your share of the blame. You can't blame it all on other people. You can't blame it all on fate. You can't fall victim to the notion that your failure was totally due to forces beyond your control, regardless of what they might be. All this does is reinforce the theory that you have no control over your life and what happens to it.

You create your own luck. You create what happens to you, based on your decisions. You create your future, both by your actions and your non-actions.

Sometimes you will find that your goals weren't misguided; it was your approach to them.

No matter what your job is, no matter how many success or failures you have, you must always conduct yourself with the utmost respect. For the image you leave behind today could well determine how you'll do tomorrow. You want the image to be of a positive, honorable person.

Step 10

Survive Success

Becoming successful is a process that never ends. The methods you used to become successful must always be part of your life, or you will start to drift back to the same bad habits that you put so much time and effort in changing in the first place.

Never forget what you did right. Keep going back and examining what you did to get you here. Write down your own secrets to success. Study them. If nothing else, they will remind you that it wasn't luck or good fortune that caused your success, but an entire lifestyle of achievement.

“If it ain't broken, break it” – and then make it better.

FEELING TIRED ALL THE TIME

It has been said that at least one in five people, if asked, will say that they regularly feel more tired than they think they should. Given this statistic, it is not surprising that tiredness is a symptom very familiar to doctors and is one of the most common reasons for requesting a consultation. One only has to study the history of medicine and the vast array of 'tonics' and other remedies that were available in the past, to realise that this is a symptom that has troubled people throughout the ages.

Typically, a patient will report that they have been feeling exhausted or sleepy in the daytime, despite apparently having adequate sleep at night. Often the problem has existed for at least a few months.

The key issue usually involves trying to decide what is normal and what is abnormal and on this question, based on contrasting experience, the views of the doctor may differ significantly from those of the patient.

When assessing a complaint of tiredness, it is important to determine what is actually meant by the patient. For some patients tiredness will mean excessive sleepiness, for instance a tendency to fall asleep in the daytime or early evening. This is quite different to a complaint of excessive physical fatigue, feeling drained or having no energy, an experience which seems to have a distinctly 'physical' element. A proportion of patients will report both types of tiredness.

Excessive sleepiness or somnolence

This is a common complaint and inevitably prompts the question, *is the person getting enough sleep?*

In reality, this is not an easy question to answer because it is not clear what constitutes a 'normal' amount of sleep. 7- 9 hours per night or per 24 hours is usually quoted as a recommended duration but there is a lack of firm evidence and wide variations in sleep requirements, and, of course, individual circumstances seem to be important.

As a rule, a complaint of excessive sleepiness is even less likely to have a serious underlying cause than physical fatigue, most cases being linked to lifestyle changes causing stress or to an entirely normal phenomenon wrongly considered to be 'abnormal'. What is often not realised is many perfectly healthy individuals will, if the circumstances are right, take a nap. Those circumstances might be sitting in a comfortable chair, in a pleasantly warm room, watching the TV after a meal, perhaps at the end of a working day or after exercise.

Having said that, there are a few situations where a medical problem could exist.

Depression

Depression is commonly associated with sleep disturbance or poor quality sleep and unlike stress and anxiety can sometimes be difficult to recognise. There may be difficulty getting to sleep or early waking or even a combination of both and the patient will often describe restless and poor quality sleep. Daytime tiredness is commonly reported and the tiredness due to lack of sleep may be compounded by a loss of drive to do things which frequently accompanies low mood .

Sleep apnoea

This is a condition which was barely recognised until perhaps 15- 20 years ago, but is now regarded as an important disorder which can, potentially, have serious implications. Sufferers are typically 40+ and have a history of heavy snoring. As the condition worsens, the upper airway tends to collapse during sleep, obstructing the passage of air into the lungs. This causes the patient to wake briefly to relieve the obstruction but then to quickly slip back into sleep, setting up a repeating cycle of sleep and waking without the patient being aware that this is happening. Indeed it is often the partner who draws attention to a change in the patient's breathing pattern. The effect of all this is a usually a substantial disturbance of restorative sleep, causing somnolence in the daytime.

Sleep apnoea can cause serious problems for drivers who may experience sleepiness at the wheel. There have been accidents attributable to sleep apnoea and drivers are obliged to report the condition to the DVLA. Treatment is available and there is now plenty advice which can be accessed via internet search engines.

Narcolepsy

True narcolepsy is a rare condition (estimated frequency 1:200,000) but can cause severe daytime sleepiness in individuals who have the disorder. The diagnostic label has often been applied too loosely (in the same way that moody individuals are claimed to be manic-depressives) and there have been exaggerated depictions in popular culture such as films etc. The true disorder seems to have a strong genetic component and often presents in adolescents or young adults, a group which normal inclination to enjoy longer than average sleep requirements. True narcoleptics tend show some features which are more akin to epilepsy such as attacks of automatic behaviour (continuing to function but having no memory of events during the attack), sleep paralysis (being unable to move for a short period of time on waking) and by what are referred to as cataplexic attacks (characterised by a feeling of severe muscle weakness, which may be triggered by strong emotion). In addition to these features, the sudden and uncontrollable sleepiness is usually of a different order to that which may be experienced by 'normal' individuals.

The condition, once recognised, is often treated and controlled by the regular use of certain stimulant drugs.

Excessive fatigue or exhaustion

This symptom tends to be commoner than excessive sleepiness, although the two can occur together. Everyone is likely to have experienced tiredness of this kind from time to time, during the course of a viral infection for instance, although in most cases the feeling is not persistent. The symptom is clearly unpleasant and differs from the 'warm glow of tiredness' which can follow exercise or other strenuous activity. It is not usually relieved to any significant extent by a good night's sleep.

The difficulty lies in the fact that almost any medical condition can be accompanied by fatigue and exhaustion, and yet, surprisingly, the majority of people complaining of these symptoms are not found to be suffering from any discoverable illness.

As a starting point, doctors will try to ascertain whether the tiredness is linked to any other symptoms. Examples of important symptoms would be weight loss, loss of appetite, breathlessness, stomach or bowel upset, persistent or recurrent pain, or symptoms of an infection such as fever or sweating. The doctor will want to consider whether the patient looks 'unwell'. This does not seem very scientific but after many thousands of consultations, doctors do develop an instinct for this.

The next step is to consider the possibility of an illness which is hidden, in the sense that it is not producing any clear symptoms other than tiredness. At this point blood tests can be very useful, and it is possible to screen for many major disorders. Conditions which sometimes present with general tiredness would include diabetes, thyroid and renal disorders and anaemia of various kinds. Tests are available which measure what are called *inflammatory markers*. Most illness, not just inflammatory disorders, cause changes in the levels of these markers, and although an abnormal level does not confirm any specific illness it is usually a sign that there is something amiss, deserving of further investigations. On the contrary, if all blood tests are normal, then experience suggests that important illness is unlikely.

ME (Myalgic Encephalomyelitis)/Chronic fatigue syndrome (CFS)

These are controversial disorders and some doctors have doubted that they exist although they are now generally accepted as genuine medical conditions. Some believe that ME is a subtype of CFS, but both are of uncertain cause and have similar features and neither can be confirmed by a specific test. Some experts feel that conditions are afflictions of the nervous system, but others consider them to be psychiatric disorders.

In both cases, but particularly in ME, symptoms of the condition usually develop in the aftermath of an infection. However, these symptoms continue long after any signs of infection have cleared, sometimes for years or even indefinitely. To confirm the diagnosis to be confirmed, the symptoms should have lasted for at least 6 months and there should be no evidence of any other illness causing the symptoms. Arriving at a diagnosis is, therefore, a process of elimination.

The usual history is of a previously fit and active person complaining of severe fatigue following any physical or mental activity, possibly even 24-48 hours after such activity. Other common symptoms include muscle pain (myalgia) which is sometimes accompanied by muscle twitching, including eyelid twitching (blepharospasm). Other common symptoms include sweating, headaches and flu-like symptoms, sleep disturbance and mood swings. The patient may be aware of poor concentration and short-term memory. Symptoms may fluctuate with 'good days' and 'bad days', but the condition invariably has a major impact on the ability of the sufferer to cope with aspects of daily living. This is likely to include difficulties at work, and employers and benefit assessors may be sceptical that the person is actually suffering from a 'genuine' illness.

Treatment is problematic and no medication has been found to be particularly effective, although painkillers are sometimes prescribed for muscle pain and headaches, and low doses of antidepressants may help with sleep and mood swings.

'Talking' treatment, particularly cognitive behaviour therapy (CBT), has been tried with some success and a programme of graded exercises is also said to help.

Many patients who are accepted as having the condition seem to improve over a period of time and some recover completely, although others appear to have the condition indefinitely. In many cases, however, there seems to be an element of learning to live with the problem.

Summary

In conclusion, excessive tiredness is a very common symptom and probably afflicts us all at some time in our lives. Some of the specific causes highlighted above are quite rare.

In the overwhelming majority of cases, the symptom will not be due to any serious illness. Many people will simply require reassurance.

SURAT KETERANGAN VALIDASI

Nomor: 062/ATACe.03/VI/2018

Yang bertanda tangan di bawah ini, Ketua Unit Alauddin Testing and Assessment Center (ATACe) Fakultas Tarbiyah dan Keguruan IIN Alauddin Makassar menyatakan bahwa instrument penelitian yang disusun oleh,

Nama : Nur Fadilah Rahman

NIM : 20400114014

Prodi : Pendidikan bahasa Inggris

Fakultas : Tarbiyah dan Keguruan

Judul Skripsi :

"Developing English Reading Materials through Web Blog for Students of English Education at State Islamic University of Alauddin Makassar"

Telah diperiksa dan dikoreksi oleh validator sehingga dinyatakan layak untuk dipergunakan.

Demikian surat keterangan ini dibuat untuk dipergunakan sebagaimana

Semana-Gowa, 9 Juni 2018

UNIVERSITAS ISLAM NEGERI ALAUDDIN MAKASSAR
Ketua Unit ATACe

ALAUDDIN

M A K A S
Nursalam, S.Pd., M.Si.
NIP 198012292003121003

CURRICULUM VITAE

The researcher, Nurfadilah Rahman, was born on March, 27th 1996 in Jeneponto, South Sulawesi. She has one brother and one sister. She is the first child of Abd.Rahman and Rahmatia.



She started her education in SD Inpres 201 Lengko-Lengese and graduated in 2008. She continued her study in SMPN 04 Binamu Jeneponto and graduated in 2011. In the same year, she continued her study in Senior High School, SMAN 1 Binama Jeneponto and graduated in 2014. In following years, she continued his study at State Islamic University (UIN) of Alauddin Makassar as English Education Department student started 2014 until 2018.

UNIVERSITAS ISLAM NEGERI
ALAUDDIN
M A K A S S A R