

**THE USE OF LEARNING CELL METHOD IN IMPROVING  
TRANSACTIONAL SPEAKING SKILL OF THE ELEVENTH YEAR  
STUDENTS AT MA PESANTREN GUPPI SAMATA KABUPATEN GOWA  
PROVINSI SULAWESI SELATAN**



**A Thesis**  
**Submitted in Partial Fulfillment of the Requirements for the Degree of**  
**Sarjana Pendidikan in English Education Department of**  
**Tarbiyah and Teaching Science Faculty of**  
**UIN Alauddin Makassar**

**By:**  
**RIRIN ANGRAENI**  
**Reg. Number: 20400113123**

**ENGLISH EDUCATION DEPARTMENT**  
**TARBIYAH AND TEACHING SCIENCE FACULTY**  
**ALAUDDIN STATE ISLAMIC UNIVERSITY OF MAKASSAR**  
**2018**

## PERNYATAAN KEASLIAN SKRIPSI

Mahasiswa yang bertanda tangan dibawah ini:

Nama : Ririn Angraeni

Nim : 20400113123

Tempat/Tgl.Lahir : Wotu, 13 Februari 1994

Jur/Prodi/Konsentrasi : Pendidikan Bahasa Inggris

Fakultas/Program : Tarbiyah dan Keguruan

Alamat : BTN Mega Resky Blok G/1

Judul : *"The Use of Learning Cell Method in Improving Transactional Speaking Skill of The Eleventh Year Students at MA Pesantren Guppi Samata Kabupaten Gowa Provinsi Sulawesi Selatan"*

Menyatakan dengan sesungguhnya dan penuh kesadaran bahwa skripsi ini benar adalah hasil karya sendiri. Jika dikemudian hari terbukti bahwa ia merupakan duplikat, tiruan, plagiat, atau dibuat oleh orang lain, sebagian atau seluruhnya, maka skripsi dan gelar yang diperoleh karenanya batal demi hukum.

UNIVERSITAS ISLAM NEGERI

**ALAUDDIN**  
MAKASSAR

Makassar, 10 Agustus 2018

Penyusun,

  
**Ririn Angraeni**  
20400113123

## PERSETUJUAN PEMBIMBING

Pembimbing penulisan skripsi saudara **Ririn Angraeni, NIM: 20400113123**, mahasiswi jurusan Pendidikan Bahasa Inggris pada Fakultas Tarbiyah dan Keguruan UIN Alauddin Makassar, setelah meneliti dan mengoreksi secara seksama skripsi berjudul, **"The Use of Learning Cell Method in Improving Transactional Speaking Skill of the Eleventh Year Students at MA Pesantren Guppi Samata Kabupaten Gowa Provinsi Sulawesi Selatan"**, memandang bahwa skripsi tersebut telah memenuhi syarat-syarat ilmiah dan dapat disetujui untuk diajukan ke sidang munaqasyah.

Demikian persetujuan ini diberikan untuk diproses lebih lanjut.


Makassar, 10 Agustus 2018

Pembimbing I

Pembimbing II

UNIVERSITAS ISLAM NEGERI

ALAUDDIN

  
Dr. H. Abd. Muis Said, M.Ed.TESOL  
NIP. 19651231 199003 1 024

  
Dra. St. Nurjannah Yunus Tekeng, M.Ed., M.A  
NIP. 19681125 199703 2 001

## PENGESAHAN SKRIPSI

Skripsi yang berjudul, *"The Use of Learning Cell Method in Improving Transactional Speaking Skill of the Eleventh Year Students at MA Pesantren Guppi Samata Kabupaten Gowa Provinsi Sulawesi Selatan"*, yang disusun oleh **Ririn Angraeni**, NIM: 20400113123, mahasiswi Jurusan Pendidikan Bahasa Inggris pada Fakultas Tarbiyah dan Keguruan UIN Alauddin Makassar, telah diujikan dan dipertahankan dalam sidang munaqasyah yang diselenggarakan pada hari **Senin, 20 Agustus 2018 M** bertepatan dengan **8 Dzul-Hijjah 1439 H**, dan dinyatakan telah dapat diterima sebagai salah satu syarat untuk memperoleh gelar Sarjana Pendidikan (S.Pd) pada Fakultas Tarbiyah dan Keguruan, Jurusan Pendidikan Bahasa Inggris dengan beberapa perbaikan.

Samata-Gowa, 20 Agustus 2018  
8 Dzul-Hijjah 1439 H

### DEWAN PENGUJI

(SK Dekan No 2373 Tertanggal 15 Agustus 2018)

Ketua	: Dr. Kamsinah, M.Pd.I.	(.....)
Sekretaris	: Dr. Sitti Nurpahmi, S. Pd., M. Pd.	(.....)
Munaqisy I	: Dr. Kaharuddin, S. IP., M. Hum.	(.....)
Munaqisy II	: Dra. Hj. St. Azisah, M. Ed. St. Ph. D.	(.....)
Pembimbing I	: Dr. H. Abd Muis Said, M.Ed. TESOL.	(.....)
Pembimbing II	: Dra. St. Nurjannah Yunus Tekeng, M.Ed., M.A.	(.....)

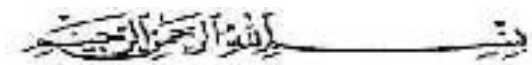
Mengetahui :

Dekan Fakultas Tarbiyah dan Keguruan  
UIN Alauddin Makassar

*Amri*  
Dr. H. Muhammad Amri, Lc., M.Ag.  
NIP. 19730120 200312 1 001



## ACKNOWLEDGEMENTS



*In the name of Allah, the Most Gracious and the Most Merciful!*

Alhamdulillah rabbi'l'Alamin, the researcher would like to express her most profound gratitude to Allah S.W. T, for his blessing and mercies so that the writer could start and finish writing this research report as who has given guidance, mercy, and good health. Salam and Shalawat are delivered to our beloved prophet Muhammad SAW who has brought the human being from darkness into the lightness.

During the writing this thesis, the researcher realizes that she received much assistance, suggestion and advice from the number person. Without the suggestion, advice and assistance of this people, this thesis would never have existed. Therefore, the researcher would also like to express her appreciation and sincere thanks to them especially to the following.

1. The researcher's deepest appreciation to her beloved parents, **Taufik** and **Hasna**, who always give her unlimited affection, sacrifice, prayer, and support her in finishing this thesis. Thanks to beloved brothers, **Rian Andi Wiguna, Renaldi Wiguna, Rayya Wiguna** and **Raih Resky Wiguna**, for their prayer and motivation to support the researcher in finishing her thesis.
2. **Prof. Dr. H. Musafir Pababbari, MS.**, as the Rector of UIN Alauddin Makassar and all of **Vices of Rector** of UIN Alauddin Makassar. Thanks for advice during the researcher studied at the university.

3. **Dr. H. Muhammad Amri, Lc, M.Ag.,** as a Dean of Tarbiyah and Teaching Science Faculty of UIN Alauddin Makassar and all of the **Vices of Dean** of Tarbiyah and Teaching Science Faculty of UIN Alauddin Makassar. Thank you very much for advice and motivation during the researcher as student in UIN Alauddin Makassar.
4. **Dr. Kamsinah, M.Pd.I.,** as the Head of English Education Department of Tarbiyah and Teaching Science Faculty of UIN Alauddin Makassar. Thanks for advice, support and guidance during the researcher as student in UIN Alauddin Makassar.
5. **Sitti Nurpahmi, S.Pd., M.Pd.,** as the Secretary of English Education Department of Tarbiyah and Teaching Science Faculty of UIN Alauddin Makassar. Thanks for all of advice, guidance and motivation during the researcher as student in UIN Alauddin Makassar.
6. **Dr. H. Abd. Muis Said, M.Ed.TESOL.,** as the first consultant and **Dra. St. Nurjannah Yunus Tekeng, M.Ed.,MA.,** as the second consultant, who had patiently given valuable, advice, corrections and great suggestion during the writing of this thesis.
7. **Dr. Kaharuddin, S. IP., M. Hum.,** and **Dra. Hj.St. Azisah, M. Ed. St. Ph. D.,** as the researcher's examiners during the writing of this thesis.
8. Thank you so much to all of the **lectures of English Education Department,** all of the staffs in Tarbiyah and Teaching Science

**Faculty of UIN Alauddin Makassar** for their guidance, support and help during the researcher as the student in UIN Alauddin Makassar.

9. **Muhammad Ali, S.Ag, M.Pd.I** as the Head Master of MA Pesantren Guppi Samata and **Drs. Muhammad Kaddas, MA** as the English teacher, who has gave me time and chance for doing research in MA Pesantren Guppi Samata.

10. Thanks to the students of MA Pesantren Guppi Samata, especially XI A and XI B as respondents of the research.

11. Big thanks to **Nurfaedah Lestari, S.Pd, Muhammad Mas'ud MS, S.Pd, Resky Amaliah Syamsuddin, S.Pd, Erwin, S.Pd, and Andi Batari Toja, S.Pd** who has helped the researcher in finishing this thesis.

12. The researcher's friend, **Harwita Indah Fuadah Taba, S.Pd, Nur Zahrah Azizah, S.Pd, and Rahmawana, S.Pd** thank you for sharing and guiding during the writing of this thesis.

13. Thanks to **Aswan Susanto, S.H**, for everything that you gave to the researcher's life. Thanks for all of your motivation, suggestion, affection and togetherness.

14. Big thanks to all of the researcher's family, **Asia, S.Pd, Marsiang Madia, S.Pd, and dr. Husnia**. Thanks for their financial aid and prayer, motivation and sacrifices for the researcher success.

15. All of the researcher's best friend from **English Education Department 2013, especially for PBI 7,8**, thanks for friendship and togetherness.

16. Big thanks to the researcher's friends in **KKN Garassi squad, Alif Alfiawati, S.Pd, Nurjannah, S.Ak Andi Akbar S.Pd, Muhammad Akbar, Fira, Azhar Gussasi, Muhammad Syafaat, and Wahyuni, S.H.** Thanks for their nice suggestion, motivation, time, friendship and togetherness.

17. All of the people who have taken a part in finishing this thesis which couldn't be mentioned by the researcher one by one.

Finally, by reciting *Alhamdulillah Robbil Alamin*, the researcher can finish her thesis successfully. Suggestions, corrections and advice very necessary to the researcher for reader in future. May Allah SWT blesses our prays and efforts. Amiiin...

Samata-Gowa, 10 Agustus 2018

**Ririn Angraeni**

20400113123

## LIST OF CONTENTS

	Page
<b>TITLE PAGE .....</b>	<b>i</b>
<b>PERNYATAAN KEASLIAN SKRIPSI.....</b>	<b>ii</b>
<b>PERSETUJUAN PEMBIMBING.....</b>	<b>iii</b>
<b>PENGESAHAN SKRIPSI.....</b>	<b>iv</b>
<b>ACKNOWLEDGMENTS .....</b>	<b>v</b>
<b>LIST OF CONTENTS .....</b>	<b>ix</b>
<b>LIST OF TABLES .....</b>	<b>xi</b>
<b>LIST OF APPENDICES.....</b>	<b>xii</b>
<b>ABSTRACT .....</b>	<b>xiv</b>
 <b>CHAPTER I. INTRODUCTION</b>	
A. Background .....	1
B. Research Problem.....	4
C. Research Objective.....	4
D. Research Significance .....	5
E. Research Scope .....	5
F. Operational Definition of Terms .....	6
 <b>CHAPTER II. REVIEW OF RELATED LITERATURE</b>	
A. Preview of Related Research Findings .....	8
B. Some Pertinent Ideas .....	11
1. The Definition of Transactional Speaking .....	11
2. The Main Future of Transactional Speaking .....	12
3. The Skills in the Transactional Speaking .....	13
4. The Types of Speaking in Social Context and Classroom Context .....	13
5. Skill for Transactional Speaking .....	15
6. The Definition of Learning Cell .....	17



7. The Purpose of Learning Cell .....	18
8. Procedures of Learning Cell .....	18
9. The Advantages of Learning Cell .....	19
C. Theoretical Framework .....	19
D. Hypothesis .....	23
<b>CHAPTER III RESEARCH METHOD</b>	
A. Research Design .....	25
B. Research Variable .....	26
C. Population and sample .....	26
D. Research instrument .....	27
E. Data collecting procedures .....	28
F. Data analysis technique .....	30
<b>CHAPTER IV FINDINGS AND DISCUSSIONS</b>	
A. Findings .....	36
B. Discussions .....	42
<b>CHAPTER V CONCLUSIONS AND SUGGESTIONS</b>	
A. Conclusions .....	47
B. Suggestions .....	48
<b>BIBLIOGRAPHY</b>	
<b>APPENDICES</b>	
<b>CURRICULUM VITAE</b>	

## LIST OF TABLES

<b>Table 3.1</b>	Score and criteria of Fluency .....	31
<b>Table 3.2</b>	Score and criteria of Accuracy .....	32
<b>Table 3.3</b>	The score for classifying students' score .....	33
<b>Table 4.1</b>	The distribution of frequency and percentage of score Experiment Class in pre-test.....	37
<b>Table 4.2</b>	The distribution of frequency and percentage of score Experiment Class in post-test.....	38
<b>Table 4.3</b>	The distribution of frequency and percentage of score Control Class in pre-test.....	39
<b>Table 4.4</b>	The distribution of frequency and percentage of score Control Class in post-test.....	40
<b>Table 4.5</b>	The mean score and standard deviation of Experimental Class and Control Class in pre-test and post-test.....	41
<b>Table 4.6</b>	Distribution the value of t-test and t-table.....	42



## LIST OF APPENDICES

**Appendix A** : Students' Attendance List

**Appendix B** : The Row Score of Students Pre-test and Post-test in The  
Experimental Class

**Appendix C** : The Row Score of Students Pre-test and Post-test in The Control  
Class

**Appendix D** : The Mean Score of Experimental and Control Class

**Appendix E** : Standard Deviation of Experimental Class and Control Class

**Appendix F** : The Significance Different

**Appendix G** : The Distribution of T-Table

**Appendix H** : Lesson Plan

**Appendix I** : Research instrument

**Appendix J** : Documentation



## ABSTRACT

**Name** : Ririn Angraeni  
**Reg. No.** : 20400113123  
**Major** : English Education Department  
**Title** : *“The Use of Learning Cell Method in Improving Transactional Speaking Skill of the Eleventh Year Students at MA Pesantren Guppi Samata Kabupaten Gowa Provinsi Sulawesi Selatan”*  
**Consultant I** : Dr. H. Abd. Muhs Said, M.Ed.TESOL.  
**Consultant II** : Dra. St. Nurjannah Yunus Tekeng, M.Ed., M.A.

---

The objective of this research was to find out whether the use of learning cell method is effective in improving transactional speaking skill of the eleventh year students at MA Pesantren Guppi Samata Kabupaten Gowa Provinsi Sulawesi Selatan. This research employed Quasi-Experimental namely Non-equivalent Control Group Design with pre-test and post-test. There were two variables in this research; they were independent variable and dependent variable. The independent variable of this research was learning cell method and the dependent variable was students' speaking skill especially in transactional speaking skill.

The population of this research was the eleventh year students of MA Pesantren Guppi Samata Kabupaten Gowa Provinsi Sulawesi Selatan which consists of 55 students. The sample of the research consisted of 40 students which were taken by using purposive sampling technique, 20 students from XI A as experimental class and 20 students from XI B as control class. While, the instrument used in this research was test. The test was used in the pre-test and post-test.

The result of the data indicated that there was a significant difference between the students' speaking skill in the pre-test and post-test. The mean score of the experimental class in post-test (72.7) was higher than the mean score of the experimental class in pre-test (61.35) and the mean score of the control class in post-test (60.3) was higher than the mean score of the control class in pre-test (55.5). From the t-test, the researcher found that the value of the t-test (5.45) was higher than the t-table (2.042) at the level of significant 0.05 with degree of freedom (df) = 38.

Based on the finding and discussion of the research, the researcher concluded that using learning cell method was effective to improve transactional speaking skill of the eleventh year students at MA Pesantren Guppi Samata Kabupaten Gowa Provinsi Sulawesi Selatan. Therefore, learning cell method gave students opportunity to practice their speaking and active in the classroom, and also improve students motivation and self-confidence in speaking.

## CHAPTER I

### INTRODUCTION

#### **A. Background**

Students learn English since they are in Elementary school until senior high school, but in the reality, many students consider that English is difficult thing to understand and to learn. Many of them cannot use English well in conversation. They learn English theoretically but less in the practice English. According to Siregar in Sukmayanti (2011), teaching English is more focus on grammatical aspect than communicative aspect, the student can get a good score on test but in the real situation they cannot speak in English even though for answering the teacher's question . Thus, teaching should be directed to how a language learned for a tool of communication not for as knowledge only.

One of skills in English that people should learn is speaking. Speaking is the process of building and sharing meaning through the use of verbal and non- verbal symbols in variety of context because the students can express themselves and learn how to communicate to other people. According to Brown (2001) speaking is an interactive process of constructing that involves producing and receiving information, its forms and meaning are dependent on the context in which it occurs, including the participants themselves, their collective experiences, the physical environment, and the purposes for speaking, it is often spontaneous, open-ended and involving.

There are two factors that influence students' speaking skill, they are internal factor and external factor. The internal factor comes from the students such as



motivation and self-confidence. Whereas, the external factor comes from teacher, method and environment. The teacher has an obligation to teach students about English including speaking skill. But, in the process of learning and teaching speaking, teachers find many problems, such as; lack of self-confidence, low motivation, less vocabulary and so on.

Teachers sometimes get difficulties to solve those problems. For example; the teachers of English subject at the second year students at MA Pesantren Guppi Samata. The teacher has problems to help their students to speak English well.

Based on the preliminary research which was done on October 5<sup>th</sup> 2016, the researcher found some problems including many students did not have good confidence when they spoke even in front of their classmates. In addition, the students had low motivation to speak because they did not have extensive vocabulary. They also spoke ungrammatically as well as they could not pronounce the words well. Consequently, when the teacher asked them to stand up in front of their friends to say something or to share with their classmates, they could not say anything. It seemed that they were afraid of talking, and pronouncing their words even they had many ideas on their mind but they could not actualize those ideas through speaking. Unfortunately, they no longer had interest to practice their speaking in front of the class. Although the students have learned English for years, they cannot express their ideas and their feelings in English systematically, clearly and smoothly. In this case, teachers have main roles to help their students in solving the problems above, teachers should make their students confident to

speaking English in front of the class. Thus, they can try and train themselves to speak confidently in front of the class.

The problems mentioned above need to be solved. In this case, the researcher really concerns about those problems because the students may think that English is difficult if the teacher cannot solve those problems quickly. If the students cannot learn English well, they will not be excited in learning English. That is why, the researcher wants to investigate those problems. Furthermore, the researcher proposed a solution to help the students in solving their problems which is using learning cell method.

Based on the problems above, the researcher decided to increase the students' speaking skill. It can make the students speak English well and can make their English useful in the future. The role of teachers is very important to help the students in solving their problems.

To specify, the researcher concerns to choose learning cell because this method is very effective and interesting to improve the students' speaking skill. Learning cell is a kind of cooperative learning method or learning activity that grouping students for helping each others to solve the problem. That is why, the researcher considers that learning English can be effective when teacher uses learning cell method in the class.

According to King Pressley et al in Barkley (2005) learning cell is active learning method for training the students to generate thought provoking questions to enhance learning. This method is an alternative strategy to improve the students skill in communication. Because of the reasons, the researcher uses learning cell

method as a way to make classroom activity more interesting to practice in speaking.

To increase the students' interest in learning speaking, the researcher utilised learning cell method that made students active, creative, effective and joyful in learning. Therefore, the researcher interested to conduct an experimental research entitled *“The Use of Learning Cell Method in Improving Transactional Speaking Skill of the Eleventh Year Students at MA Pesantren Guppi Samata Kabupaten Gowa Provinsi Sulawesi Selatan”*.

#### **B. Research Problem**

Based on the previous background, the research was directed to use learning cell as method in teaching the students' speaking. Therefore, the problem of the research is “Is the use of learning cell method effective in improving transactional speaking skill of the eleventh year students at MA Pesantren Guppi Samata Kabupaten Gowa Provinsi Sulawesi Selatan?”

#### **C. Research Objective**

Related to the research problem the objective of this research is to find out whether the use of learning cell method is effective in improving transactional speaking skill of the eleventh year students at MA Pesantren Guppi Samata Kabupaten Gowa Provinsi Sulawesi Selatan.

#### **D. Research Significance**

The result of this research was expected to be useful theoretically and practically. Theoretically, it was expected to provide an empirical evidence to

support the learning theory of speaking to improve the students speaking skill, especially using learning cell method.

Practically, it was expected to be a valuable information and give a meaningful contribution for students, teachers, and the next researchers, learners and school.

First, for the students, the result of this research aimed to help the students to enhance their skill to cooperate, critical thinking, and active in learning. Furthermore, through this research the researcher expected that all of students were able to speak English and to build their self-confidence as well as their motivation in speaking class. Second, for teacher, this research was expected to help the teachers guiding their students in enhancing students' speaking skill. In addition, the researcher also expected to give more knowledge about how to teach a good speaking to the students by using learning cell technique. Third, for the next researcher, this research was expected to be a useful reference for any other research about teaching speaking by using learning cell as fun method in the class.

#### ***E. Research Scope***

To make this research clear, this research focused on the students fluency and accuracy to deliver their ideas using learning cell technique. Every student delivered their ideas in this technique, so the teacher would be easily to observe every student.

## **F. Operational Definition of Terms**

The title of this research is *“The Use of Learning Cell Technique in Improving Transactional Speaking Skill of the Eleventh Year Students at MA Pesantren Guppi Samata Kabupaten Gowa Provinsi Sulawesi Selatan”*. In understanding the topic of this research easily, the researcher would like to presents the operational definition of terms.

### **1. Learning cell**

Learning cell is cooperative learning in pairs, which the students ask and answer questions to talk about certain topic. In this technique, the students have the opportunities to solve a problem with discussion. Besides, learning cell will improve the frequency of using target language during students' activities.

### **2. Technique**

Method is an implementation from an approach that actually takes place in language teaching or learning in the classroom, which it is made by the teacher. It is typical language activity that involving fixed patterns of teacher prompting and student responding. In this research, the researcher used learning cell mehod in teaching transactional speaking skill.

### **3. Transactional Speaking**

Transactional speaking is the speaking that conducted for the purpose of information exchange such as interview, role play or debate. This kind of speaking formed a dialogue that need to be done if someone wants to get something done or a dialogue simply done because there is somebody around the speaker. There are two parts of speaking skill that will be included in this



research, they are fluency and accuracy. Fluency refers to rapid, efficient and accurate word recognition that the students use to speak. While, accuracy is the ability to produce correct sentences using correct vocabulary.



## CHAPTER II

### LITERATURE REVIEW

This chapter discussed about the related findings, theoretical frameworks, and hypothesis.

#### ***A. Preview of Related Research Findings***

This chapter presented the literature review which deals with the previous related research findings and pertinent ideas. Many researchers had reported their research about speaking and learning cell. Some of the findings of related research were presented in the following section.

Artika (2013) in her thesis entitled “Pengaruh Model Pembelajaran The Learning Cell (Sel Belajar) terhadap Kemampuan Menemukan Gagasan Utama dalam Artikel oleh Siswa Kelas VII SMP Negeri 1 Tanjungbalai Tahun Pembelajaran 2012/2013”. She stated that there was significant influence of learning cell to improve the students’ ability, to find the main idea on article. It was proven by the data shown. The students’ mean score in the pre-test was 64.34 and the students’ mean score in the post-test was 79.37. This is considered a good improvement of the students’ achievement.

Rakhmawati (2015) in her thesis entitled “Learning Cell Technique Toward Reading Comprehension of Narrative Text”. She said that teaching reading comprehension by using learning cell technique is effective than teaching reading comprehension by using conventional way. As result, the mean score of post-test in experimental group was 76.73 with standard deviation was 8.58 and the mean score of control group in post-test was 64.19 with the standard deviation was 8.13.

It can be concluded that teaching reading comprehension by using learning cell technique is more effective than teaching reading comprehension without using learning cell technique (using conventional way).

Fajaryani (2015) in her thesis entitled “The Use of Learning Cell to Improve Students Writing on Hortatory Exposition Text”. She stated that using learning cell on hortatory exposition text could improve the students writing score. The students can make hortatory exposition text, it can be seen that they can make paragraph hortatory exposition text then they can make thesis of text with no problems. They can organize their idea in composing hortatory exposition text, they also can compose paragraph based on generic structure of hortatory exposition text.

Setyaningrum (2016) in her thesis entitled “The Implementation of The Learning Cell Method to Improve The Students' Social Studies Learning Activities”. She found that there was an improvement in the social studies learning activities after using the learning cell method among 4<sup>th</sup> grade students. The average results of the students' learning activities were pre-action 45,00%, 1<sup>st</sup> cycle 69,78%, and 2<sup>nd</sup> cycle 81,09%. It means that, the implementation of learning cell method was successful.

Aisyah and Nurjannah (2016) in her thesis entitled “Enhancing Students' Reading Comprehension through Learning Cell Technique of The First Year Students of English Department at Unswagan Cirebon”. The aim of this research is to find out whether learning cell technique can enhance students reading comprehension or not and to find out the improvement of each indicator of

students' achievement. Based on the result of this research shows that (1) learning cell technique could enhance students' reading comprehension but it was still not significant in the first cycle, the result of  $T_0$  was 1.789 and  $t_t$  is 2.015. (2) learning cell technique can enhance students' reading comprehension for two indicators and two other indicators was still no enhancement. Based on the result of the research, the researchers concluded that learning cell technique can enhance the students' reading comprehension.

Nuvitasari (2016) in her thesis entitled "The Use of Learning Cell Technique to Improve Students' Speaking Ability of The First Grade Students of SMAN 1 Ampel". She stated that the result of research shows that the use of learning cell technique can improve students' speaking ability. It can be seen from the average score of students from each cycle. In the first cycle, the average score of students was 67.89 up to 86.84. The second cycle, the average of students score improvement was from 64.21 to 93.68. In cycle 1, 84.2% students passed KKM which is below the target (90%). However in cycle 2, the target of students passed KKM has achieved (94.7%).

Related to the previous findings, the researcher conducted her research with different subject, technique sampling, variable and data collecting. The first previous research has discussed about using learning cell to find the main idea in the article. The differences are the subject and the variable, in Artika's thesis the subject of her research was SMP Negeri 1 Tanjungbalai, and the variable was Students' ability to find the main idea in the artikel. While the researchers' subject MA Pesantren Guppi Samata and the variable was transactional speaking skill.

The second previous research has discussed about using learning cell toward reading comprehension of narrative text. In Rakhmawati's thesis, she used simple random sampling as her sample, while the researcher used purposive sampling as her sample. The last previous research has discussed about using learning cell to improve students writing on hortatory exposition text. In Fajaryani's thesis, she used some technique to collect the data, namely observation, documentation, interview, while the researcher used only one technique to collect the data namely test.

## **B. Some Pertinent Ideas**

### *1. Definition of transactional speaking skill*

As regard to the fact, many research reports show that people use speaking for a variety of different purposes. Some people speak, in conversation for instance to make social contact with people, to establish rapport (understanding), or to build social relationships between two people or more. Some engage in discussion with someone, on the other hand, to seek or to express opinions, to persuade someone about something, or to clarify information. Saade in Wahida (2011) explains that speaking is what we call communication that comes from our deepest, the most authentic, passionate, and centered place. We define speaking as being conscious of what we are saying. It is also means saying exactly what we mean and the meaning exactly what we say.

In some situation, some speak to give instruction or to get things done. The others use speaking to describe a things, to complain about people's behavior, to



make polite request, or to entertain people with jokes and anecdotes, Richard and Rodgers (2002).

Based on the discussion of the purposes of speaking as stated above we can recognize that in our social life, speaking not only function as a medium for maintaining social relationships between the participants, but also functions as a medium for transacting messages being spoken.

According to Richards (2008), speaking as transaction refers to situations where the focus is on what is said or done. The message meaning and making oneself understood clearly and accurately are the central focus. In our social lives, transactional speaking can be identified in terms of job interview, discussion, par work, etc.

## 2. *The main features of transactional speaking*

Richards (2008) categorized those main features of transactional speaking are:

- 1) It function to exchange information
- 2) It is message-oriented which means to communicate meaning
- 3) Participants use strategies understand each other
- 4) It needs more questions, repetitions, checks, for comprehension.
- 5) Ideas negotiation normally occurs.
- 6) Language accuracy is not always important.

M A K A S S A R

### 3. *The skills in the transactional speaking*

The skills can be classified into the abilities of the participants to:

1. Explain a need or intention
2. Describe something
3. Ask question
4. Ask for clarification
5. Confirm information
6. Justify an opinion
7. Make suggestion
8. Clarify understanding
9. Make comparison
10. Agree and disagree

### 4. *Types of speaking in social context and classroom context*

Identifying the types of speaking would lead us to see how speaking is employed for communicating ideas and building relationships in social lives.

Brown in Bahar (2013) categories speaking into two types as follows:

#### a. Monologue

Monologue is a kind of speaking which is normally found in our social lives as in speeches, lectures, and news broadcasts. This type commonly refers to a stream of speech which will go on whether or not the listener comprehends, the Listener must process the long speech without interruption.

## b. Dialogue

Dialogue normally refers to an interactional discourse which involves two or more speakers. Dialogue can be subdivided according to the purpose of the speakers' interaction. When the interaction is conducted to promote social relationship, the exchange is then identified as an interpersonal dialogue e.g. conversation. When the exchange is carried out to convey propositional or factual information, the interaction is then recognized as a transactional dialogue e.g. discussion.

Speaking not only occurs in our social live context, but also occurs in classroom context when students learn and practice using a foreign language. In the classroom, the students may produce several types of speaking performance that are carried out from a continuum of classroom activities to promote communicative competence. According to Brown in Bahar (2013) there are six speaking categories that students may carry out in the classroom.

### a. Imitative speaking

Imitative speaking refers to producing speech by imitating language forms either phonological or grammatical e.g. the students practice an intonation contour or try to pinpoint a certain vowel sound.

### b. Intensive speaking

Intensive speaking goes a step further than imitative. If imitative speaking is generated through drillings, intensive speaking can be self-initiated or it can even from part of some pair work activity, where learners are going over to practice some phonological or grammatical aspect of language.

c. Responsive speaking

Responsive speaking refers to the students' speech production in the classroom in the form of short replies or student-initiated questions or comments.

d. Transactional speaking

Transactional speaking is conducted for the purpose of conveying and exchanging specific information. It can be viewed as extended form of responsive speaking. This type of speaking is more responsive nature than negotiative as in conversation.

e. Interpersonal speaking

Interpersonal speaking is an interactional activity which is carried out more for the purpose of maintaining social relationships than for the transmission of facts and information.

f. Extensive speaking

Extensive speaking may be the highest level of speaking since this can only be carried out by students at intermediate to advanced levels. This type requires the students to give extended monologues in the form of oral reports, summaries, or perhaps short speech.

5. *Skills for transactional speaking*

The discussion of the required skills for the transactional speaking is given by providing the grammatical rules and samples of expression. This done to make the students understand the skills on the basis of grammatical accuracy, morphological and syntactical accuracy which are in turn expected to bring

fluency to the students" way of using the skills in communication. They are seven principle of the required skills for the transactional speaking as follow:

### 1. Expressing Intention

An intention is a plan for the future that you have already thought about.

### 2. Describing Things

When we would like to describe objects, we commonly use adjectives, (words that describe nouns) such as the size, color, shape, material made from, thickness, texture, etc.

### 3. Asking for Clarification

Clarification is important in many situations especially when what is being communicated is difficult and we cannot make sense of the speaker's statement.

### 4. Confirming Information

We probably have ever experienced a certain time that we need to make sure we understand everything. That when confirming information becomes important.

### 5. Expressing and Justifying Opinions

In transactional exchange e.g. interview or discussion, we frequently express and justify an opinion that we have. Expressing opinions means to give your thoughts as an important part when we discuss something with someone.

### 6. Making Suggestions

We make suggestions when deciding what to do with other people e.g. our friends, or giving them advice on what they might do in a certain situation.

## 7. Stating Agreement and Disagreement

In transactional discourse, for example: in discussion, we will occasionally get the urge to agree or disagree with something that is being said by our interlocutor in English.

## 6. *Defenition of learning cell*

According to Goldsmchmid (1976), Learning cell or student dyad refers to a cooperative form of learning in pairs, in which alternate asking and answering questions on commonly read materials. Learning cell is a practical way to conduct the learning and teaching process in the class. Here, the students' work together to achieve the goals of learning. So, this method can encourage the students' to actively speak in the classroom. According to Wikipedia a learning cell is an effective way for a pair of students to learn together and it is an active learning style. Active learning occurs when learners or students are given the opportunity or called upon to do any course-related activities rather than passively watch, listen and taking notes, Felder and Brent in Janette (2007).

King Pressley et al in Barkley (2005) Learning Cell is active learning technique for training the students to generate thought provoking questions enhances learning. Futhermore, this learning cell method also gives a big chance to the students to think critically, as result the students are able to deliver the material with recording by themselves.

Istarani (2012) said that Learning Cell refers to a cooperative learning in pairs, in which the students ask and answer questions alternately based on the same materials. Learning cell method is one of group learning, especially small



groups learning discussion. In discussion, The students are assigned to work in pairs to do a spoken question and answer activity. Learning cell models is an alternative strategy to improve the students ability to communicate both individually or groups.

Zaini (2008) Learning Cell is one of the learning techniques that help the students to learn more effective. This method makes the students to be easy in understanding and solving the difficult problems in learning English. Because this learning, the students will get some trainings to develop the students' skill in solving the problems.

#### *7. The Purpose of learning cell*

The purpose of learning cell itself to encourage the students to active in the teaching and learning process.

#### *8. Procedures of learning cell*

According to Goldschmid in Mckeachie's (2010), there are four steps of the procedures of learning cell;

- 1) To prepare for the learning cell, students read an assignment and write questions dealing with the major points raised in the reading or other related materials.
- 2) At the beginning of each class meeting, students are randomly assigned to pairs or the teacher leads the students to find their partner, and one partner, A, begins by asking the first question.

- 3) After having answered and perhaps having been corrected or given additional information, the second student, B, puts a question to A, and so on.
- 4) During this time, the instructor goes from dyad to dyad, giving feedback, asking and answering questions.

#### 9. *The advantages of learning cell*

Some advantages by using learning cell technique which are:

- a. The students have been ready to learn materials because the students had material informations that will be studied such as book, internet, teacher etc.
- b. The students' self confidence will be more appear because this method only used the students' peer, the students are not afraid to ask question that they dont understand.
- c. The students' will be active in learning both before and after learning on their own as well as on learning. This happens because students are given guidance to find their own material at the time of learning from various sources.
- d. The students' independence in the learning process is very large because students are required to obtain information individually.

#### **C. *Theoretical Framework***

Speaking is the ability of saying something orally to convey ideas, opinions, questions, or comments. In speaking, students enable to receive information each other through conversation. According to Burns & Joyce (1997), speaking requires not only know how to use the specific points of language such as grammar, pronunciation or vocabulary but also they have to understand what,

why, when and how to produce that language correctly. So, a listener can understand the aims of conversation itself. Speaking is a matter which need special attention. No matter how great an ideas is if it is not communicated properly, it could not be effective communications. Grognet (1997) stated that oral language or speaking is an essential tool for communication. As a tool in communications, speaking has important role in English subject. Students could not only producing, receiving and processing information. In speaking, students also have to give some opportunities to practice the language and produce it in the spoken form. Students can practice the language in the form of dialog, monolog or discussion.

According to Irawan (2014), as a skill has important role in communication which enable speakers to produce utterance, there are some aspects of speaking that students should concern with such as fluency, accuracy and comprehensibility. Fluency in this research refers to rapid, efficient, and accurate word recognition that students use to speak. Then, accuracy is ability to produce correct sentences by using correct vocabularies. While, comprehensibility refers to how much a speaker understands what a speaker is talking about. If a speaker says something beyond the topic discussed, it can be said that a speaker has no comprehensibility towards a topic. In other words, comprehensibility determines how well a speaker interprets and responds the message received.

Listening skill is also an important thing that should be concerned by students. Hanifa (2014) stated that listening is one of receptive skills which has a very important role in learning English because listening is the language of modality

which is mostly used in every conversation or activity. It is because students have to respond to other speakers spontaneously in speaking activities. Besides, speakers were asked to focus or to listen carefully to what other speakers are explain, speakers also have to master a lot of vocabularies that will be used in speaking. It is because speakers can communicate with others effectively if speakers have mastered a lot of vocabularies. This kind of situation will affect students' speaking skill, when students have good listening skill, students will be easy to understand and to respond to other speakers, but if students have poor listening skill, students will not be easy to understand and respond to other speakers and it will create misunderstanding between the speakers and listeners.

During the speaking activities, some students tried to overcome that problem by practicing with their friends, because they were aware that speaking will play an important role in communication, especially in educational side. In addition, speaking can highly influence communication because of students' mistakes. When students make an error in speaking, it will make listener misunderstand. The main point of speaking ability is that students can practice language in appropriate ways and maintain to have high motivation in speaking. Therefore, students need a good method that can help them to have a better interaction and learning by making a process of learning and teaching as much efficient as possible. Zaini (2010) said that the best system that can help students to learn more effective is learning cell.

According to Setyaningrum (2016), learning cell is the method which will stimulate discussion in the class, provide class interaction, allow students to learn

from peers, involve critical thinking, and improve oral and listening skills. The researcher chooses learning cell method for teaching speaking to bring new method of learning that is not monotonous for students, to engage all students to participate in learning activities and to improve the frequency of using target language in learning activities. In learning cell students will be easy in understanding and solving the difficult problems in learning English, because of this learning, students will get some trainings to develop the skills in solving the problems. Huda (2014) stated that the advantages of learning cell method are students self confidence can be encouraged. It is because this method only used students peer, students are not afraid to ask questions that they do not understand. Students will be active in learning process because students are directly involved in learning process. Besides, learning cell will improve the frequency of using target language during students' activities. So, students have more chances to practice speaking with their friends as well. By working in this technique, it is not only speaking skills that can be improved, but also it will simultaneously give a positive impact to students' vocabulary, pronunciation and listening skill.

The previous theory will be supported by the empirical evidence from the previous research findings. First evidence by Artika (2013) in her thesis entitled "Pengaruh Model Pembelajaran The Learning Cell (Sel Belajar) terhadap Kemampuan Menemukan Gagasan Utama dalam Artikel oleh Siswa Kelas VII SMP Negeri 1/Tanjungbalai Tahun Pembelajaran 2012/2013". She stated that there was significant influence of learning cell to improve the students' ability, to find the main idea on article. It was proven by the data shown. The students'

achievement in the pre-test used learning cell was in a good category with the mean score was 79,375. This is considered a good improvement of the students’.

The second by Rakhmawati (2015) in her thesis entitled “Learning Cell technique toward reading comprehension of narrative text”. She said that teaching reading comprehension by using learning cell technique is effective than teaching reading comprehension by using conventional way. The third by Fajaryani (2015) in her thesis entitled “The Use of Learning Cell to Improve Students Writing on Hortatory Exposition Text”. She stated that using learning cell on Hortatory Exposition Text could improve the students writing score. Learning writing before using learning cell strategy in English teaching process cannot attract by students, it caused student’s score in English is less. But, after implementing learning cell strategy in teaching writing can improve student’s score.

Related to some evidence before, the researcher believes that learning cell method is effective to improve transactional speaking skill of the eleventh year students at MA Pesantren Guppi Samata Kabupaten Gowa Provinsi Sulawesi Selatan.

#### ***D. Hypothesis***

The hypothesis of the research was formulated as follows:

1.  $H_0$ : The students’ transactional speaking achievement is not significantly improve by applying learning cell method for eleventh year students’ of MA Pesantren Guppi Samata Kabupaten Gowa Provinsi Sulawesi Selatan.



2.  $H_1$ : The students' transactional speaking achievement is significantly improve by applying learning cell method for eleventh year students' of MA Pesantren Guppi Samata Kabupaten Gowa Provinsi Sulawesi Selatan.



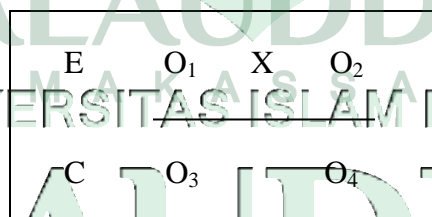
### CHAPTER III

### RESEARCH METHOD

This chapter deals with the research technique, the research variables, the population, the sample, the research instrument, the data collection procedures, and the data analysis techniques.

#### **A. Research Design**

In this research the researcher applied quasi-experiment design, exactly Nonequivalent Control Group Design that involving two groups of classes. Charles, C.M. in Latief (2013) stated that it is not possible to select the sample randomly out of all the population students. In this design select one of the classes into experimental group and the other one into the control group. There were the treatment to the experimental group and control treatment to the control group. Sugiyono (2013) stated that to show the significant effectiveness by comparing the pre-test and post-test result the research design would be presented as follow:



Explanation:

E : Experimental class

C : Control class

O<sub>1</sub> : Pre-test (in experimental class)

O3 : Pre-test (in control class)

X : Treatment that will be given for experimental class by using  
learning cell technique

O2 : Post-test (in experimental class)

O4 : Post-test (in controlled class)

### ***B. Research Variable***

According to Arikunto (2013) the kinds of variable that correlated with the research design consist of two variables: independent and dependent variable.

#### **1. Independent variable**

Independent variable (X) is a variable that influence another variable to achieve the researcher expectation. In this research, the independent variable is learning cell method.

#### **2. Dependent variable**

Dependent variable (Y) is the result that expect through implement of the independent variable. In this research, the dependent variable is students speaking skill.

### ***C. Population and Sample***

#### **1. Population**

Sugiyono (2015) stated that population is a generalization area that consists of object/subject which has certain quality and characteristic that fixed by the researcher to be learnt and took its conclusion. The population of this research was the eleventh year students of MA Pesantren Guppi Samata in academic year

2018/2019. The total number of population were 55 students which consists of two classes; XI A consist of 31 students that divided into 20 female and 11 male, and XI B consist of 24 students that divided into 14 female and 10 male.

## 2. Sample

The technique sampling used in this research was purposive sampling. The researcher took two classes as the sample to get representative data and divided them into two groups, the experimental class and the control class. The researcher took 20 students from XI A as experimental class and 20 students from XI B as the control class.

### ***D. Research Instrument***

According to Lord and Patricia (2011) stated that instrument is the tools you used in your research for measuring purposes. The tools that help research to collect data in relating research variable. The instrument used in this research was speaking test. The test consists of a pre-test and a post-test (*see Appendix I*).

The students were given the pre-test before the treatment. The pre-test was used to find out the students speaking skill and it was given to the students at the first meeting before giving the treatment. The post-test was used to know whether there was an improvement of the student's speaking skill after being treated learning cell method to the experimental class while the control class used the conventional method.

M A K A S S A R

### ***E. Data Collection Procedure***

There were some procedure that the researcher held to collect the data. They included :

#### ***1. Preliminary Visit***

Friday, 6<sup>th</sup> April 2018, the researcher came to the school to get information about the students. The researcher introduced his self to administration officer and explained the reason that the researcher come to the school.

#### ***2. Visiting the headmaster***

Saturday, 7<sup>th</sup> April 2018, the researcher visited the headmaster of MA Guppi Samata for get permission to do the research in the school.

#### ***3. Meeting the English teacher***

After getting permission, the researcher met the English teacher of the school and discussed the plan of conducting the research in his class.

#### ***4. The Pre-Test***

Monday, 9<sup>th</sup> April 2018, the researcher performed the pre-test to the experimental class (*The result see appendix B*). Tuesday, 10<sup>th</sup> March 2018, the researcher performed pre-test to the control class (*The result see appendix C*).

#### ***5. The Treatment***

The procedures of treatment were chronologically performed as following:

1. Thursday, 12<sup>th</sup> April 2018, the researcher did the treatment in experimental class. The material was about asking and giving opinion. In the treatment process the students were practice to use expressions of asking and giving opinion to other students (*The lesson plan, see appendix H*).

2. Friday, 13<sup>th</sup> April 2018, the researcher did the treatment in experimental class. The material of the treatment class was about asking and giving opinion. In this class, the students were asking and giving their opinion about news item (Online Shopping). (*The lesson plan, see appendix H*).

3. Saturday, 14<sup>th</sup> April 2018, the researcher did the treatment in experimental class. The material of the treatment class was about asking and giving opinion. In this meeting, the students were asking and giving their opinion about news item (Education). (*The lesson plan, see appendix H*).

4. Monday, 16<sup>th</sup> April 2018, the researcher did the treatment in experimental class. The material of the treatment class was about asking and giving opinion. In this class, the students were asking and giving their opinion about news item (Natural Disaster). (*The lesson plan, see appendix H*).

5. Tuesday, 17<sup>th</sup> April 2018, the researcher did the treatment in experimental class. The material of the treatment class was about expressing opinion. In the treatment process, the students were practice to use expression of expressing opinion. (*The lesson plan, see appendix H*).

6. Wednesday, 18<sup>th</sup> April 2018, the researcher did the treatment in experimental class. The material of the treatment class was about expressing opinion. In this class, the students were asking to express their opinion by personal and general point of view about news item (Smoking). (*The lesson plan, see appendix H*).

7. Thursday, 19<sup>th</sup> April 2018, the researcher did the treatment in experimental class. The material of the treatment class was about expressing



opinion. In this class the students were asking to express their opinion by personal and general point of view about news item (Global Warming). (*The lesson plan, see appendix H*).

8. Monday, 23<sup>rd</sup> April 2018, the researcher did the treatment in experimental class. The material of the treatment class was about agreement and disagreement. In this class the students were practice to use expressions agreement and disagreement to other students. (*The lesson plan, see appendix H*).

9. Tuesday, 24<sup>th</sup> April 2018, the researcher did the treatment in experimental class. The material of the treatment class was about agreement and disagreement. The students were giving a topic about Social Media and they would express their agreement and disagreement in pairs. (*The lesson plan, see appendix H*).

10. Friday, 27<sup>th</sup> April 2018, the researcher did the treatment in experimental class. The material of the treatment class was about agreement and disagreement. In this class, the students were giving a topic about Early Marriage and they would express their agreement and disagreement in pairs. (*The lesson plan, see appendix H*).

#### **6. The Post-Test**

Monday, 30<sup>th</sup> April 2018, the researcher gave the post-test to the experimental and the control class. (*The result, see appendix B and C*).

#### **F. Data Analysis Technique**

There were two terms to point out in case of measuring the students' speaking skill, the researcher's scope for this research was in students fluency and

accuracy. Fluency is defined as being able to speak quickly or easily in a given language and accuracy means the quality or state of being correct or precise.

Heaton (1988) defines the score and criteria of fluency and accuracy in speaking skill as follows:

**Table 3.1**  
Score and criteria of fluency

Classification	Score	Criteria
Excellent	6	Speaking without too great effort with wide range of expression searching for words. Searching for words but occasionally only one or two unnatural pauses.
Very Good	5	Has to make an effort at times to search for word. Nevertheless, smoothes delivery on the whole and only a few unnatural pauses. Although he has made an effort on the search of the word; there are not too many unnatural pauses, fairly smooth delivery mostly.
Good	4	Occasionally, fragmentally but success in conveying the general meaning fair range of expression.
Average	3	Has to make an effort for much of the time, often has to search for desired meaning, rather halting delivery and fragmentary. Range of expression often limited.
Poor	2	Long pauses while he searches for desired frequently fragmentary and halting delivery, almost gives up making

		the effort at times limited range of expression.
Very poor	1	Full of long and unnatural pauses. Very halting and fragmentally delivery. At times giving up Making the effort, very limited range of expression.

**Table 3.2**

Score and criteria of Accuracy

Classification	Score	Criteria
Excellent	6	Pronunciation is only very slightly influenced by the mother tongue, two or three minor grammatical or lexical errors.
Very Good	5	Pronunciation is slightly influenced by the mother tongue. A few minor grammatical and lexical errors but most utterances are correct.
Good	4	Pronunciation is still moderately influenced by the mother tongue but not serious phonological errors. A few minor grammatical and lexical errors but only one or two major errors causing confusion.
Average	3	Pronunciation is seriously influenced by the mother tongue but few serious phonological errors. Several grammatical and lexical errors. Two or more errors cause confusion.
Poor	2	Pronunciation is seriously influenced by the mother

		tongue with the errors causing breakdown in communication. Many basic grammatical and lexical errors.
Very Poor	1	Serious pronunciation errors as well as many basic grammatical and lexical errors. No evidence of having mastered any of language skills and areas practiced in the course.

The table above showed that the 6<sup>th</sup> rate indicated that the students got Excellent score, the 5<sup>th</sup> rate indicated that the students got Very Good score, the 4<sup>th</sup> rate indicated that the students got Good score and others as the table above.

1. The formula used to find the students' score based on Hidayat (2013) was:

$$\text{Score} = \frac{\text{students' gained score}}{\text{total score}} \times 100 \%$$

2. The scale used in classifying the students' score based on depdiknas (2006) were:

**Table 3.3**  
The scale for classifying students' score

No	Score	Classification
1	86 – 100	Excellent
2	76 – 85	Very good
3	66 – 75	Good
4	56 – 65	Average

5	36 – 55	Poor
6	0 – 35	Very Poor

3. The formula used in calculating the mean score of the students based on Gay (2006) was :

$$\bar{X} = \frac{\sum X}{N}$$

Where:

$\bar{X}$  : Mean score

$\sum X$  : The sum of all score

$N$  : The number of students

4. The formula used in calculating the standard deviation based on Gay (2006) was :

$$SD = \sqrt{\frac{SS}{N}}, \text{ where } SS = \sum X^2 - \frac{(\sum X)^2}{N}$$

Notation :

$SD$  : Standar Deviation

$SS$  : The sum of square

$N$  : Total number of the subject

$\sum X^2$  : The sum of all square, each score is squared and all the squares

$(\sum X)^2$  : The square of the sum; all the scores are added up and the sum is square, totals

5. The formula used in finding out the difference between students' score in Pre-test and Post-test based on Guy (2006) was:

$$t = \frac{\bar{x}_1 - \bar{x}_2}{\sqrt{\left(\frac{SS_1 + SS_2}{n_1 + n_2 - 2}\right) \left(\frac{1}{n_1} + \frac{1}{n_2}\right)}}$$

Where:

- t : Test of significance
- $\bar{x}_1$  : Mean score of experimental group
- $\bar{x}_2$  : Mean score of controlled group
- $SS_1$  : Sum square of experimental group
- $SS_2$  : Sum square of controlled group
- $n_1$  : Number of students of experimental group
- $n_2$  : Number of students of controlled group
- 2 : The number of class involved
- 1 : Constant number



## CHAPTER IV

### FINDINGS AND DISCUSSION

This chapter deals with the findings of the research and the discussions of the findings. The findings were in line with the problem statements stated in the introduction part. The data analysis used speaking test to collect the data. In the discussions section, the researcher described further explanation of the findings given.

Moreover, in this chapter, the researcher analyzed the data obtained from the students pre-test and post-test. The data consisted of the result of the pre-test and the post-test. The pre-test was intended to know the ability of the students' speaking skill before giving the treatment while the post-test was intended to find out whether there was any improvement or not of the students' speaking skill after having several treatments through implementation of *Learning Cell*.

#### **A. Findings**

##### **1. The Classification of Students' Pre-Test and Post-Test Scores in Experimental Class**

The following table shows the distribution of frequency and percentage the score of students' speaking skill at the eleventh year students of MA Pesantren Guppi Samata Kab.Gowa in pre-test and post-test of the experimental class.

**Table 4.1**

**The distribution of frequency and percentage score of Experimental class  
in the pre-test**

No	Classification	Score	Frequency	Percentage
1	Excellent	86 – 100	1	5%
2	Very good	76 – 85	2	10%
3	Good	66 – 75	2	10%
4	Average	56 – 65	10	50%
5	Poor	36 – 55	5	25%
6	Very Poor	0 – 35	0	0%
Total			20	100%

**Table 4.1** above shows that, the rate percentage score of the experimental class in the pre-test from 20 students, there were 1 (5%) students achieved excellent score, 2 (10%) students achieved very good and good score, 10 (50%) students achieved average score, and 5 (25%) students achieved poor score.

UNIVERSITAS ISLAM NEGERI  
ALAUDDIN  
MAKASSAR

**Table 4.2**  
**The distribution of frequency and percentage score of Experimental**  
**class in the post-test**

No	Classification	Score	Frequency	Percentage
1	Excellent	86 – 100	3	15%
2	Very good	76 – 85	4	20%
3	Good	66 – 75	9	45%
4	Average	56 – 65	3	15%
5	Poor	36 – 55	1	5%
6	Very Poor	0 – 35	0	0%
Total			20	100%

While the rate percentage score of the experimental class in the post-test from 20 students at **Table 4.2** shows that, the students' score were increase, most of the students were in a good score, there were 3 (15%) students achieved excellent score, 4 (20%) students achieved very good score, 3 (15%) students got average score, and 1 (5%) students achieved poor score.

Based on Table 4.1 and Table 4.2 shows the rate percentage of the pre-test and the post-test in the experimental class. From the tables above, it can be concluded that the rate percentage in the post-test was higher than the rate percentage in the pre-test. In the pre-test there were 10 (50%) students achieved average score. While, in the post-test there were 3 (15%) students achieved

average score, but most of the students in the post-test achieved good score. It means that the students' score in the experimental class was improved.

## 2. The Classification of Students' Pre-Test and Post-Test Scores in Control Class.

The following table shows the distribution of frequency and percentage the score of students' speaking skill at the eleventh year students of MA Pesantren Guppi Samata Kab.Gowa in pre-test and post-test for control class.

**Table 4.3**  
**The distribution of frequency and percentage score of Control class in the pre-test**

No	Classification	Score	Frequency	Percentage
1	Excellent	86 – 100	0	0%
2	Very good	76 – 85	0	0%
3	Good	66 – 75	4	20%
4	Average	56 – 65	5	25%
5	Poor	36 – 55	11	55%
6	Very Poor	30 – 35	0	0%
Total			20	100%

**Table 4.3** shows that the rate percentage and frequency of the students' control class in the pre-test, none of the students got excellent and very good score, 4 (20%) students achieved good score, 5 (25%) students achieved average score, and 11 (45%) students got poor score.

**Table 4.4**  
**The distribution of frequency and percentage of**  
**Control class score in the post-test**

No	Classification	Score	Frequency	Percentage
1	Excellent	86 – 100	0	0%
2	Very good	76 – 85	1	5%
3	Good	66 – 75	5	25%
4	Average	56 – 65	7	35%
5	Poor	36 – 55	7	35%
6	Very Poor	0 – 35	0	0%
Total			20	100%

**Table 4.4** shows that, the rate percentage score of the control class in the post-test from 20 students. The students' score were increase, there were 5 (25%) students obtained good score, 7 (35%) students got average score, 1 (5%) students got very good score, and 7 (35%) students achieved poor score.

Based on Table 4.3 and Table 4.4, it shows the rate percentage of the pre-test and the post-test in the control class. From the tables above, it can be concluded that the rate percentage in the post-test was higher than the rate percentage in the pre-test. In the pre-test there were 11 (55%) students obtained poor score. While, in the post-test there were 7 (35%) students got poor score.

### 3. The Mean Score and Standard Deviation of Experimental Class and Controlled Class

After calculating the result of the students score, the mean score and the standard deviation of both classes can be presented in following table.

**Table 4.5**  
**The mean score and standard deviation of experimental class and control class in post-test**

Class	Pre-test		Post-test	
	Mean Score	Standard Deviation	Mean Score	Standard Deviation
Experimental	61.35	11.92	72.7	10.34
Control	55.5	9.6	60.3	9.26

**Table 4.5** shows that the mean score of the experimental class in the pre-test was (61.35) and the standard deviation of the experimental class was (11.92), and the mean score of the control class in the pre-test was (55.5) and the standard deviation of the control class was (9.6). While the mean score of the experimental class in the post-test was (72.7) and the standard deviation of the experimental class was (10.34), and the mean score of the control class in the post-test was (60.3) and the standard deviation was (9.26).

The significant score between the experimental and the control class can be known by using t-test. The result of t-test can be seen in table 4.6 as follows:

**Table 4.6**  
**Distribution the value of t-test and t-table**

Variable	t-test value	t-table value
Post-test	5.45	2.042

**Table 4.6** above shows that the t-test value was higher than the t-table value. The result of the test shows that there was significant different between the t-table and the t-test (2.042 5.45 ), it means that the t-table was lower than the t-test. The result of the t-test statistical analysis shows that there was significant different between the experimental class and the control class. The statement was proved by the t-test value (5.45) which higher than the t-table value (2.042), at the level of significance 0,05 and the degree of freedom  $(N_1 + N_2) - 2 = (20 + 20) - 2 = 38$ .

### **B. Discussion**

The result of this study shows that the students' scores were much higher after the treatment in experimental class using learning cell method. The performance of the students improved by using learning cell method, the students in experimental class showed their improvement more than the control class. Most of them were in very good and good score. The use of learning cell method was surely beneficial to improve the students' speaking ability, especially in transactional speaking. Some statements from expert support this thesis, Rakhmawati (2015) said that learning cell is one of the learning techniques that help the students to learn more effective. That makes students will be easy in understanding and solving the difficult problems in learning English, because in



this technique the students will get some training to develop the students' skill in solving the problems. Artika (2016) said that the aim of learning cell method is to improve learning by active involvement to provide social support to aid acculturation. It means that in the learning cell there immediately feedback to the students. In which the students alternate asking and answering questions based on the same topic. The students will try to create new ideas in every each topic. The students can get information from their friends and can enhance their confidents and force the students to be more critical in speaking, Setyaningrum (2016).

Moreover, Aisyah and Nurjannah (2016) said that the benefit of the use of learning cell technique is the most appropriate technique for teaching, because the teacher can provide interesting topic to discuss and provide greater motivation for the students to deepen the ability in delivering their ideas. From the explanation, the researcher conclude that learning cell technique is a technique which is very helpful in teaching English, because learning cell can make the students offer their knowledge or their opinion in front of their friends and teacher with the special topic from the teacher.

The analysis of the mean score gap in the post-test between the experimental and the control class ensured if the method was effective positive toward the improvement the speaking skill of the eleventh year students. The mean score of the experimental class was 72.7 and 60.3 for the control class. It means the gap of the students' score of the experimental and the control class was 12.4. The explanation of the gap between the two classes indicated that the experimental class showed higher improvement than the control class. The score of the students

improved by using learning cell technique, the students in the experimental class showed their improvement more than the control class. Most of them were in very good and good score. It means that, the treatment by using learning cell technique to the experimental class was successful.

Briefly, speaking skill of the experimental class had proven that Learning Cell could be useful technique in improving students' transactional speaking skill. It can be seen from the significant improvement of the students' fluency and accuracy from the pre-test to the post-test (see Appendix B). In addition, the positive finding of this research was in line with definition of learning cell technique that learning cell is active learning technique for training the students to generate thought provoking questions enhances learning. Furthermore, the learning cell technique also gives a big chance to the students to think critically, as result the students are able to deliver the material with recording by themselves, King Pressley, et al. in Barkley (2005).

The alternative hypothesis of this research would be accepted if the t-test is higher than t-table value. While, if the t-test is lower than the t-table the hypothesis ( $H_1$ ) would be rejected. The result of the data analysis was the t-test (5.45) was higher than the t-table (2.042). Based on the result, the  $H_1$  was accepted. In order words, the use of learning cell method was surely beneficial to improve the students' transactional speaking skill.

Learning Cell influenced the eleventh year students' speaking skill from some aspects, such as learning cell has simple rules that generate a wide range of complex interaction. It showed that learning cell built classroom interaction

among students. It made a good condition where the interaction among the students was more dominant than interaction between the teacher and the students. In learning cell technique, each student showed their understanding by producing their opinions orally. They thought and found some reasons as the background of what they were going to say. The other students would actively listen and observe to one student who was talking. They have to give response, comments, or correct the mistakes. It obviously showed that the student interact each other. This strategy involved ways taught to the students how to be a good speaker or listener. In addition, learning cell method has intrinsic value in helping certain students identify and deal with inhibitions about speaking. Learning Cell concerns with students' transactional speaking skill. The students have freedom to share their thoughts orally. They have autonomy to show their input in front of the other students through spoken language. When the students were talking, the teacher noted some mistakes which often appear. The correction was given in the end of the lesson so that the students can identify the difficulties faced by the students during speaking activities. Besides, learning cell is also used to condition interaction among the students. The more the students interact, the more practices they get. In addition, the positive finding of this research was in line with Nuyitasari (2016) who proposes three reasons for implementing learning cell in teaching speaking. First, the implementation of learning cell method is reasonable because it encourage students to learn, it can be motivate students to study hard. Second, learning cell method is good to improve students' motivation, students' interest and students' achievement on speaking. Beside that students fell enjoy in

learning and easier to understanding the learning subject. Third, the teacher also easier to explain because they do not need much time explain and apply Learning cell method will make the students feel happy because it is interesting.

In summary, the researcher asserted that learning cell method is a good technique which is useful in teaching speaking skill. There were some points that make learning technique was effective. They were; the students more active and interesting in learning process, improving the students motivation and self-confidence in speaking, the students had more chances to practice their speaking in the class, gives positive impact to students' vocabulary, pronunciation and listening skill.

Based on the result of this research, it shows the students' score were much higher after the treatment in the experimental class by using learning cell method. The use of learning cell method surely beneficial improved students' speaking skill. It means that, the treatment by using learning cell method to the experimental class was successful.

## CHAPTER V

### CONCLUSION AND SUGGESTION

#### *A. Conclusion*

Based on the result data analysis, research finding, and discussion in the previous chapter, the researcher concluded that :

The use of learning cell method was effective in teaching speaking skill at the eleventh year students of MA Pesantren Guppi Samata. Using learning cell method in teaching can improve the students' skill in speaking especially in fluency and accuracy. The students' skill in speaking before applying learning cell method was still low. It was different from students' skill after applying learning cell technique in the treatment. It was found the students post-test was higher than the pre-test, which proved that applied of learning cell method in learning activity contributed to the students' more effective in teaching speaking skill.

The improvement of the students' fluency and accuracy can be seen from row score of students' pre-test and post-test in the experimental class (*see Appendix B*). It means that the research hypothesis ( $H_1$ ) was accepted. The improvement can be seen from the statistical analysis that the t-test (5,45) was higher than the t-table value (2,042).

### ***B. Suggestion***

Based on the result of the data analysis and conclusion, the researcher proposes some suggestion as follows:

1. Learning cell method is suggested to be used by teachers as an alternative method in teaching English subject especially in speaking.
2. Learning cell is a good method for the students in improving their speaking skill, because this method gives occasion to the students to be active in learning process.
3. For the students, they have to motivate themselves to learn English more serious and pay attention for their teacher. They also have to improve their speaking skill in daily conversation and they should not worry about making mistakes in practicing their speaking.
4. This thesis was result of analysis and research about the effectiveness of one of the method to teach speaking; therefore this thesis is hoped will have a contribution for the teacher and the students.

## BIBLIOGRAPHY

- Aisyah, A, & Nurjannah, N. 2016. *“Enhancing Students’ Reading Comprehension through Learning Cell Technique of The First Year Students of English Department at Unswagati Cirebon”*. Thesis. Cirebon. English Education Department.
- Amalia, R. 2017. *“The Use of Fishbowl Strategy Toward The Improvement of The Second Grade Students” Speaking Skill At MA DDI Pattojo Soppeng”*. Thesis. Makassar. English Education Department.
- Arikunto, S. 2013. *Prosedur Penelitian: Suatu Pendekatan Praktek*. Jakarta: PT.Rineke Cipta.
- Arni. 2017. *“The Use of Chain Drill Technique in Teaching Speaking as a Transactional Skill at The Eighth Grade of SMP Kartika XX-2 Wirabuana Makassar”*. Thesis. Makassar. English Education Department.
- Artika, R. 2013. *“Pengaruh Model Pembelajaran The Learning Cell (Sel Belajar) terhadap Kemampuan Menemukan Gagasan Utama dalam Artikel oleh Siswa Kelas VII SMP Negeri 1 Tanjungbalai Tahun Pembelajaran 2012/2013”*. Thesis. Jakarta. English Education Department.
- Bahar, A. Kaharuddin, S.IP, M.Hum. 2014. *Transactional Speaking: A Guide to Improve Transactional Exchange Skills in English for Group Discussion(GD) and Interviews*. Samata, Gowa. Gunadarma Ilmu.
- Bahar, K. 2013. *The Communicative Competence Based English Language Teaching: Teaching Speaking Course Through Communication Language Teaching (CLT) Method*. Yogyakarta: Trustmedia.
- Barkley. E. et al. 2005. *Collaborative Learning Techniques: A Handbook for College Faculty* . USA: Jossey –Bass.



-----, 2012. *Collaborative learning techniques*. Bandung: Nuansa media.

Brown, H. Douglas. 2001. *Teaching by Principles: an Interactive Approach to Language Pedagogy*. San Fransisco: State University.

Burns, A., & Joyce, H. 1997. *Focus on Speaking*. Sydney: National Center for English Language Teaching and Research.

Cook, Ann. 2009. *Speaking and Pronouncing as ESL*. New York: Barron's.

Depdiknas. 2006. *Kurikulum tingkat satuan pendidikan*. Jakarta : Depdiknas.

Elizabeth F. et al. 2005. *Collaborative Learning Techniques: A Handbook for College Faculty*. USA: Jossey-Bass.

Fajaryani, S. 2015. *The Use of Learning Cell to Improve Students Writing on Hortatory Exposition Text*. Salatiga: a thesis of IAIN Salatiga.

Gay, L.R, G.E. Mills. 2006. *Education Research: Competencies for Analysis and Application*. 8<sup>th</sup> Edition United State: Earson Merrill Prenfile Hall.

Goldschmid, Marcell and Barbara, G. 1976. *Peer Teaching in Higher Education*. Amsterdam : Elsevier Scientific Compaby.

Grognet, A.G. 1997. *Integrating employment skills into adult ESL instruction*. ERIC Digest. Washington, DC: National Clearinghouse for ESL Literacy Education.

Gruyter, M. D. 2006. *Current Trends in the Development and Teaching of the Four Language Skills: Studies on Language Acquisition*. New York: Die Deutsche Bibliothek.

Harmer, Jeremy. *How to teach English*, (Harlow: Pearson Education Limited, 2007), p. 129

Harmer, Jeremy. *The Practice of English Language Teaching*, (London: Pearson Education Limited, 2001) Third Edition, pp 269-271

Hanifa, R. 2014. *Improving the Students' Listening Skill of the 8<sup>th</sup> grade Students of SMPN 1 Ngemplak through Scaffolding Principles*. Undergraduate thesis. Universitas Negeri Yogyakarta.

Heaton, J. B. 1988. *Writing English Language Tests*. Longman. A Handbook For Language Teacher: UK Ltd.

Hidayat, S, N. 2013. *Improving Students' Interpersonal Conversation Competence By Utilizing Cooperative Learning Through Inside – Outside Circle (IOC) Learning Method at The Second Semester Students of PIBA Program of UIN Alauddin Makassar*. Undergraduate thesis. Universitas Islam Negeri Alauddin Makassar.

Huda, M. 2014. *Cooperative Learning Metode, Teknik, Struktur dan Model Penerapan*. Yogyakarta: Pustaka Pelajar.

Ibad, I. 2015. *"A Study on Lecturers' Strategies Used in Teaching Transactional Speaking Class on 2<sup>nd</sup> Semester at IAIN Tulungagung"*. Thesis. Tulungagung. English Education Department of IAIN Tulungagung.

Irawan, N. A. 2014. *The Implementation of STAD (Student Teams Achievement Division) to Increase Students' Speaking Ability at the First Grade of SMK Yadika Natar*. Undergraduate thesis. Universitas Lampung.

Istarani. 2012. *Strategi Pembelajaran*. Yogyakarta: Insan Madani.

Jabu, B. 2008. *English Language Testing*. Makassar: Badan Penerbit UNM.

Janette. K and Vaughn, S. And Boardman, A. 2007. *Teaching Reading Comprehension to Students with Learning Difficulties*. New York: The Guilford Press.

Kaharuddin, Andi and Burhanuddin Arafah, al. 2017. *Using Need Analysis to Develop English Teaching Materials in Initial Speaking Skills for Indonesia*

*College Students of English. The Turkish Online Journal of Design, Art and Communication (TOJDAC). Special Edition.*

Kaharuddin, Andi and Burhanuddin, Arafah, al. 2015. *The Art of Developing Speaking as a Performance Formal Uses of Public Speaking Skills in English for Making Speeches and Oral Presentation*. Yogyakarta. Trustmedia Publishing.

Kurniawan, D. 2014. "The use of systemic Grammar to analyze the speaking ability of the third year students of SMA Negeri 16 Makassar". Undergraduate thesis. Universitas Islam Negeri Alauddin Makassar.

Latief, Mohammad Adnan. 2013. *Research Method on Language Learning An Introduction*. Malang: State University of Malang Press,

Latola, bin Dirwan. 2015. *Using the Peace Postcard in Teaching Speaking Dealing with Peace Education at the Eleventh Grade Students at Senior High School of Madani Alauddin Paopao*. Makassar: a thesis of UIN Alauddin Makassar,

Lord, Patricia, at.al. 2011. *Handbook for Research in Cooperative Education and Internship*. USA : Lawrence Erlbaum Associates.

McKeachie, W. 2010. *Teaching Tips: Strategies, Research and Theory for College*. Boston: D.C. Heath.

Muijs, Daniel. 2008. *Effective Teaching*. Yogyakarta. Pustaka Belajar.

Marianne Celce-Murcia (ed), *Teaching English as a Second or Foreign Language*. (Boston: Heinle & Heinle, 2001), p, 103

Nunan, David. 1991. *Language Teaching Methodology: A Textbook for Teachers*. London: Prentice-Hall International (UK) Ltd.

Nunan, David. 2003. *Practical English Language Teaching First Edition*.

Singapore: McGraw\_ Hill Companies.

Nuvitasari, V. 2016. *"The Use of Learning Cell Technique to Improve Students'*

*Speaking Ability of The First Grade Students of SMAN 1 Ampel"*. Thesis.

Salatiga. English Education Department.

Rahmawati, Nur Laili. 2015. *"Implementasi Model Pembelajaran Kooperatif Tipe Learning Cell untuk Meningkatkan Keaktifan Belajar Siswa pada Pembelajaran Akuntansi kelas X AK 2 SMK Negeri 1 Yogyakarta"*. Thesis of Yogyakarta University.

Rakhmawati, D. 2015. *"Learning Cell Technique Toward Reading Comprehension of Narrative Text"*. Lampung: a thesis of STKIP Muhammadiyah Pringsewu.

Richards C. Jack and Rodgers S. Theodore 2002. *Methodology in Language Teaching: An Anthology of Current Practice*. Cambridge. New York: Cambridge University Press.

Richards. J. C. 2008. *Teaching Listening and Speaking From Theory to Practice*. New York USA: Cambridge University Press.

Setyaningrum, A. 2016. *The Implementation of the Learning Cell Method to Improve the Students Social Studies Learning Activities*. Klaten.

Sugiyono. 2013. *Metode Penelitian Pendidikan :Pendekatan Kuantitatif, Kualitatif, dan R&D*. 10<sup>th</sup> edition. Bandung: Alfabeta.

\_\_\_\_\_. 2015. *Metode Penelitian Pendidikan: Pendekatan Kuantitatif, Kualitatif, dan R&D*. Edition XXII; Bandung: Alfabeta.

Sukirman. 2010. *"The Ability of The Fifth Semester Students of English Language and Literature Department at Alauddin Islam State University Makassar in Analyzing Sentence in Reading Text Using Cooperative Learning"*. Thesis. Makassar. English Education of UIN Alauddin Makassar.

Sukmayanti. 2011. "Improving Speaking Ability of The Eleventh Year Students of SMA Laboratorium Unsyiah Banda Aceh by Using Time Token Arends Technique". *Thesis*. English Education Department.

Suprijono, A. 2014. *Cooperative Learning Teori & Aplikasi PAIKEM*. Yogyakarta: Pustaka Pelajar.

Syukri, AM. 2015. "*Measuring the ability in debate dealing with fluency and accuracy of the third semester students of English Education Department*". Undergraduate Thesis. Universitas Islam Negeri Alauddin Makassar.

Thornbury, Scott. 2008. *How to Teach Speaking*. England: Pearson Education.

Wahidah, A. 2011. *Code Mixing In Speaking*. Makassar. Alauddin University Pres.

Wahyuni, E. *Implementasi Teknik Learning Cell pada Pelajaran Bahasa Indonesia kelas X*, Journal of Inovation of Education. Vol. 1, No. 1 p. 64-74, 2017.

Warsono. 2013. *Pembelajaran Aktif Teori dan Asesmen*. Bandung: PT Remaja Rosdakarya.

Zaini, H. 2008. *Strategi Pembelajaran Aktif*. Yogyakarta: Pustaka Insan Madani.

UNIVERSITAS ISLAM NEGERI  
ALAUDDIN  
MAKASSAR  
UNIVERSITAS ISLAM NEGERI  
ALAUDDIN  
MAKASSAR

# APPENDICE

---

UNIVERSITAS ISLAM NEGERI  
UNIVERSITAS ISLAM NEGERI  
**ALAUDDIN**  
M A K K A S S A R R

## APPENDIX A

*The Students' Attendance List of Experimental Class*

[illegible]



*The Students' Attendance List of Control Class*

NO	STUDENTS' NAME	MEETINGS											
		1	2	3	4	5	6	7	8	9	10	11	12
1	Abdul Karim												
2	Aldi Akram												
3	Andi Ema Amaliah												
4	Annisa												
5	Apriliani Budiarti												
6	Darti												
7	Irmawati												
8	Ilham												
9	Ikawati S												
10	Irnawati												
11	Laode Muhammad Ali Fajar												
12	Muhammad Fadli S												
13	Muhammad Sofyan												
14	Nur Hikmah Ramadhani												
15	Nurfadilah												
16	Nurhikmah												
17	Nurul Annisa												
18	Nurul Nabila												
19	Putri Patrisia												
20	Riska												
21	Satrio												
22	Sul Hijrin												
23	Syahrul												
24	Muh. Nur Ihsan												

UNIVERSITAS ISLAM NEGERI  
**ALAUDDIN**  
 MAKASSAR

## APPENDIX B

*The Row Score of Students Pre-test and Post-test in the Experimental*

No	Name	Pre-Test			$XI^2$	Post-Test			
		Fluency	Accuracy	Score (X)		Fluency	Accuracy	Score (X)	$XI^2$
1	Faaqihah Nur A.K	86	88	87	7569	94	92	93	8649
2	Fadlan Fauzan R	68	70	69	4761	72	70	71	5041
3	Farida Nur M	48	42	45	2025	68	64	66	4356
4	Fernando	42	40	41	1681	54	50	52	2704
5	Firman Bahtiar	51	47	49	2401	60	78	69	4761
6	Ida	65	55	60	3600	72	68	70	4900
7	Isra Isnaeni S	54	50	52	2704	65	85	75	5625
8	Muh Alfin H.N	65	67	66	4356	72	70	71	5041
9	Muh. Fahrur A.S	53	51	52	2704	60	74	67	4489
10	Muhammad Ikbah	55	59	57	3249	63	61	62	3844
11	Nilam Cahya	63	57	60	3600	65	57	61	3721
12	Nur Ainun Yusuf	82	80	81	6561	90	92	91	8281
13	Nur Syamsi	62	54	58	3364	74	72	73	5329
14	Nurafni	68	60	64	4096	70	62	66	4356
15	Rahmat Hidayat	55	59	57	3249	58	62	60	3600
16	Sakinatul H	55	53	54	2916	80	78	79	6241
17	Sofyan	65	63	64	4096	76	78	77	5929
18	Subaedah	82	82	82	6724	88	84	86	7396
19	Suci Amalyah S	67	61	64	4096	84	80	82	6724
20	Zubair Malik A.A	65	65	65	4225	73	83	78	6084
<b>Total</b>		<b>1251</b>	<b>1203</b>	<b>1227</b>	<b>7797</b>	<b>1444</b>	<b>1464</b>	<b>1454</b>	<b>107740</b>
<b>Mean Score</b>		<b>62.55</b>	<b>60.15</b>	<b>61.35</b>	<b>3898.85</b>	<b>72.2</b>	<b>73.2</b>	<b>72.7</b>	<b>5387</b>

ALAUDDIN

MAKASSAR

## APPENDIX C

### *The Row Score of Students Pre-test and Post-test in the Control Class*

No	Name	Pre-Test			Post-Test				
		Fluency	Accuracy	Score (X)	XI <sup>2</sup>	Fluency	Accuracy	Score (X)	XI <sup>2</sup>
1	Andi Ema A	60	52	56	3136	68	66	67	4489
2	Andi Indra S	50	50	50	2500	50	52	51	2601
3	Annisa	70	62	66	4356	76	66	71	5041
4	Apriliani B	66	60	63	3969	66	62	64	4096
5	Darti	65	63	64	4096	67	63	65	4225
6	Irmawati	66	72	69	4761	71	71	71	5041
7	Laode M.A.F	55	45	50	2500	59	53	56	3136
8	Muh. Fadli S	42	40	41	1681	45	43	44	1936
9	Muh. Sofyan	55	51	53	2809	66	60	63	3969
10	Nur Hikma R	72	70	71	5041	76	76	75	5625
11	Nurfadillah	52	44	48	2304	58	52	55	3025
12	Nurhikmah	48	46	47	2209	54	60	57	3249
13	Nurul Annisa	50	46	48	2304	53	49	51	2601
14	Nurul Nabila	62	56	59	3481	60	54	57	3249
15	Putri Patrisia	53	55	54	2916	60	60	60	3600
16	Riska	60	56	58	3364	68	66	67	4489
17	Satrio	43	47	45	2025	46	50	48	2304
18	Sul Hjrjn	76	72	74	5476	78	74	76	5776
19	Syahrul	44	46	45	2025	48	50	49	2401
20	Muh. Nur I	48	50	49	2401	54	54	54	2916
<b>Total</b>		<b>1137</b>	<b>1083</b>	<b>1110</b>	<b>63354</b>	<b>1231</b>	<b>1181</b>	<b>1206</b>	<b>74354</b>
<b>Mean Score</b>		<b>56.85</b>	<b>54.15</b>	<b>55.5</b>	<b>3167.7</b>	<b>61.55</b>	<b>59.05</b>	<b>60.3</b>	<b>3717.1</b>

ALAUDDIN

M A K A S S A R

## APPENDIX D

### *The Mean Score of Experimental and Control Class*

#### A. Experimental Class

##### 1. Pre-test

$$\begin{aligned}\bar{X}_1 &= \frac{\Sigma X}{N} \\ &= \frac{1227}{20} \\ \bar{X}_1 &= 61.35\end{aligned}$$

##### 2. Post-test

$$\begin{aligned}\bar{X}_1 &= \frac{\Sigma X}{N} \\ &= \frac{1454}{20} \\ \bar{X}_1 &= 72.7\end{aligned}$$

#### B. Control Class

##### 1. Pre-test

$$\begin{aligned}\bar{X}_2 &= \frac{\Sigma X}{N} \\ &= \frac{1110}{20} \\ \bar{X}_2 &= 55.5\end{aligned}$$

##### 2. Post-test

$$\begin{aligned}\bar{X}_2 &= \frac{\Sigma X}{N} \\ &= \frac{1206}{20} \\ \bar{X}_2 &= 60.3\end{aligned}$$

UNIVERSITAS ISLAM NEGERI

ALAUDDIN

M A K A S S A R

UNIVERSITAS ISLAM NEGERI

ALAUDDIN

M A K A S S A R

## APPENDIX E

### *Standard Deviation of Experimental Class and Control Class*

#### A. Experimental class

1. Pre-test

$$SD = \sqrt{\frac{SS_1}{n-1}}$$

Where :

$$\begin{aligned} SS_1 &= \sum X_1^2 - \frac{(\sum X_1)^2}{n} \\ &= 77977 - \frac{(1227)^2}{20} \\ &= 77977 - \frac{1505529}{20} \\ &= 77977 - 75276.45 \\ &= 2700.55 \end{aligned}$$

$$SD = \sqrt{\frac{SS_1}{n-1}}$$

$$= \sqrt{\frac{2700.55}{19}}$$

$$= \sqrt{142.13}$$

$$= 11,92$$

2. Post-test

$$SD = \sqrt{\frac{SS_1}{n-1}}$$

Where :

$$\begin{aligned} SS_1 &= \sum X_1^2 - \frac{(\sum X_1)^2}{n} \\ &= 107740 - \frac{(1454)^2}{20} \\ &= 107740 - \frac{2114116}{20} \\ &= 107740 - 105705.8 \\ &= 2034.2 \end{aligned}$$

$$SD = \sqrt{\frac{SS_1}{n-1}}$$

$$= \sqrt{\frac{2034.2}{19}}$$

$$= \sqrt{107.06}$$

$$= 10.34$$

## B. Control class

1. Pre-test

$$= 74354 - \frac{(1206)^2}{20}$$

$$SD = \sqrt{\frac{SS_1}{n-1}}$$

$$= 74354 - \frac{1454436}{20}$$

Where :

$$= 74354 - 72721.8$$

$$SS_1 = \Sigma X_1^2 - \frac{(\Sigma X_1)^2}{n} = 1632.2$$

$$= 63354 - \frac{(1110)^2}{20}$$

$$SD = \sqrt{\frac{SS_1}{n-1}}$$

$$= 63354 - \frac{1232100}{20}$$

$$= \sqrt{\frac{1632.2}{19}}$$

$$= 63354 - 61605$$

$$= \sqrt{85.90}$$

$$= 1749$$

$$= 9.26$$

$$SD = \sqrt{\frac{SS_1}{n-1}}$$

$$= \sqrt{\frac{1749}{19}}$$

$$= \sqrt{92.05}$$

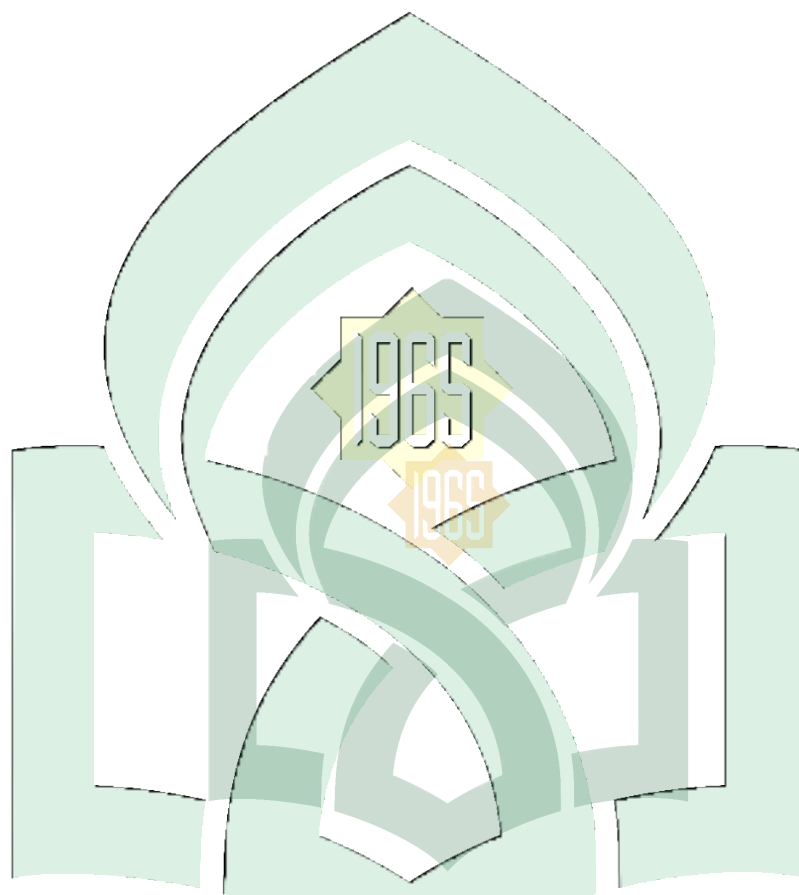
$$= 9.6$$

2. Post-test

$$SD = \sqrt{\frac{SS_1}{n-1}}$$

Where :

$$SS_1 = \Sigma X_1^2 - \frac{(\Sigma X_1)^2}{n}$$



UNIVERSITAS ISLAM NEGERI

ALAUDDIN

UNIVERSITAS ISLAM NEGERI

MAKASSAR

ALAUDDIN

MAKASSAR



## APPENDIX F

### *The Significance Different*

$$\bar{X}_1 = 72.7 \quad SS_1 = 2034.2$$

$$\bar{X}_2 = 60.3 \quad SS_2 = 1632.2$$

#### 1. T-test

$$t = \frac{\bar{X}_1 - \bar{X}_2}{\sqrt{\left(\frac{SS_1 + SS_2}{n_1 + n_2 - 2}\right) \left(\frac{1}{n_1} + \frac{1}{n_2}\right)}}$$

$$t = \frac{65 - 60.3}{\sqrt{\left(\frac{2034.2 + 1632.2}{20 + 20 - 2}\right) \left(\frac{1}{20} + \frac{1}{20}\right)}}$$

$$t = \frac{12}{\sqrt{\left(\frac{3666.4}{38}\right) \left(\frac{2}{40}\right)}}$$

$$t = \frac{12}{\sqrt{(96.48)(0.05)}}$$

$$t = \frac{12}{\sqrt{4.82}}$$

$$t = \frac{12}{2.2}$$

$$t_{hitung} = 5.45$$

#### 2. T-table

For level of significance (D) = 0,05

Degree of freedom (df) = (N<sub>1</sub> + N<sub>2</sub>) - 2 = 20 + 20 - 2 = 38

t-Table = 2,042

## APPENDIX G

### *The Distribution of T-Table*

Df	Level of Significance for two-tailed test					
	0,5	0,2	0,1	0,05	0,02	0,01
	Level of Significance for one-tailed test					
	0,25	0,1	0	0,025	0,1	0,005
1	1,000	3,078	6,314	12,706	31,821	63,657
2	0,816	1,886	2,920	4,303	6,965	9,926
3	0,765	1,638	2,353	3,183	4,541	5,841
4	0,741	1,533	2,132	2,776	3,747	4,604
5	0,727	1,476	2,015	2,571	3,365	4,032
6	0,718	1,440	1,943	2,447	2,143	3,707
7	0,711	1,451	1,895	2,365	2,998	3,499
8	0,706	1,397	1,860	2,306	2,896	3,355
9	0,703	1,383	1,833	2,262	2,821	3,250
10	0,700	1,372	1,812	2,226	2,764	3,169
11	0,697	1,363	1,769	2,201	2,718	3,106
12	0,695	1,356	1,782	2,201	2,681	3,055
13	0,694	1,350	1,771	2,179	2,650	3,120
14	0,692	1,345	1,761	2,160	2,624	2,977
15	0,691	1,341	1,753	2,143	2,604	2,947
16	0,690	1,337	1,746	2,331	2,583	2,921
17	0,689	1,333	1,740	2,120	2,567	2,898
18	0,688	1,330	1,734	2,110	2,552	2,878
19	0,687	1,328	1,729	2,101	2,539	2,861
20	0,686	1,325	1,725	2,093	2,528	2,845
21	0,686	1,323	1,721	2,086	2,518	2,831
22	0,685	1,321	1,717	2,080	2,505	2,819
23	0,685	1,319	1,714	2,074	2,500	2,807
24	0,684	1,318	1,711	2,690	2,492	2,797
25	0,684	1,316	1,708	2,060	2,485	2,787
26	0,684	1,315	1,706	2,056	2,479	2,779
27	0,684	1,314	1,703	2,052	2,473	2,771
28	0,683	1,313	1,701	2,048	2,467	2,763
29	0,683	1,311	1,699	2,045	2,462	2,756
30	0,683	1,310	1,697	2,042	2,457	2,750
40	0,681	1,303	1,684	2,021	2,423	2,704
60	0,679	1,296	1,671	2,000	2,390	2,660
120	0,677	1,289	1,658	2,890	2,358	2,617
	0,674	1,282	1,645	1,960	2,326	2,576

M A K A S S A R

## APPENDIX H

### LESSON PLAN

1<sup>st</sup> meeting

Subject : English  
Class/Semester : XI/I  
Skill Focus : Speaking  
Time Allocation : 2 x 45 minutes  
Material : Asking and Giving Opinion

#### A. Standard Competence

Expressing meaning in formal and sustained transactional and interpersonal in daily life context.

#### B. Basic Competence

Expressing meaning in very simple transactional (to get things done) and interpersonal conversations (to socialize) using oral language style accurately, fluently, and appropriately in daily life context for the functions of asking for opinion and giving opinion.

#### C. Learning Objectives

1. Students are able to determine the purpose of expressions asking and giving opinion.
2. Students are able to enunciate the expressions of asking and giving opinion.
3. Students are able to identify differences in the expressions of asking and giving opinion.
4. Students are able to make a conversation that shows expressions of asking and giving opinion.
5. Students are able to practice the expressions of asking and giving opinion.

## D. Learning Material

### *Asking & Giving Opinions*

<i>Asking for Opinion</i>	
<i>Informal</i>	<i>Formal</i>
What do you think of...? What do you think about...? What is your opinion? Why do they behave like that? How do you like? How was the trip? How do you think of ...?	Have you got any comments on.. Do you have any idea? Do you have any opinion on.. Would you give me your opinion on.. What is your reaction to... What is your opinion about...? What are you feeling about..? What are your views on..?

<i>Giving Opinion</i>	
<i>Informal</i>	<i>Formal</i>
I think I like it. I don't think I care for it. I think it's good/nice/terrific.... I think that awful/not nice/terrible.. I don't think much of it. In my opinion, I would rather...	From my point of view... I think that... What I'm more concerned with.. What I have in my mind is..

<i>In general Expressing Asking &amp; Giving Opinion</i>	
<i>Asking</i>	<i>Giving</i>
What do you think..? What's your opinion about..? How do you feel about..?	Well, I think In my opinion I think... I feel that we should...

What's your reaction to that? Any comments, John	My reaction is that we should... May I make a comment on that?
---	---

**Example:**

Mr. Zoe : *What do you think of my new house?*

Shane : It is beautiful. *I think I like it.* Oh you have many novels in your new house?

Mr. Zoe : Yeah, some. I like Andrea Hirata's novels.

Shane : *How do you feel about Andrea Hirata's novels?*

Mr. Zoe : I feel they are great novels.

Shane : Yes, you are right. *I think it is going to rain.*

Mr. Zoe : *I don't think so.* Look outside at the sky! It's so clear. No clouds there.

Shane : But I watched the weather forecast yesterday. It said that today is going to rain.

**E. Learning Activities**

Learning Stages	Activities	Time
<b>Opening</b>	<ul style="list-style-type: none"> <li>Opening the activity by greeting the students</li> <li>The researcher leads pray then checks the students' attendance list.</li> <li>The researcher explains about topic will be discusses</li> <li>The researcher explains about the learning objective</li> </ul>	(10')
<b>Main Activities</b>	<ul style="list-style-type: none"> <li>Showing expressions of asking and giving opinion</li> <li>Asking the students to repeat the pronunciation of asking and giving opinion after the researcher.</li> <li>The researcher gives some example expression that used to asking and giving opinion.</li> <li>The students are instructed to work in pair and the researcher leads them to find their own partner based on their interest; the partner that he/she likes to cooperate in discussion.</li> </ul>	(70')

	<ul style="list-style-type: none"> <li>▪ In discussion, student A begins by asking the first question to students B and student B will answer the question of student A.</li> <li>▪ After having answered and perhaps having been corrected or given additional information, it is time to change the rotation by instructing the student B to address a question to student A and so on.</li> <li>▪ During this time, the researcher goes to one pair to another pair, gives feedback, and asks or answers questions.</li> </ul>	
<b>Closing</b>	<ul style="list-style-type: none"> <li>▪ The researcher gives a chance to the students to raise a question if some of them still confuse about the material.</li> <li>▪ The researcher asks the students to read and write questions about certain topic that will be discuss for the next meeting.</li> <li>▪ The researcher closes the meeting</li> </ul>	<b>(10')</b>

## LESSON PLAN

2<sup>nd</sup> meeting

Subject : English  
Class/Semester : XI/I  
Skill Focus : Speaking  
Time Allocation : 2 x 45 minutes  
Material : Asking and Giving Opinion  
Sub Material : News Item (*Online Shopping*)

### A. Standard Competence

Expressing meaning in formal and sustained transactional and interpersonal in daily life context.

### B. Basic Competence

Expressing meaning in very simple transactional and interpersonal conversation using oral language style accuracy and fluency in daily life context for the functions of expressing asking and giving opinion.

### C. Learning Objectives

1. Students are able to identify the expression of expressing opinion about online shopping.
2. Students are able to share their opinion and ask their friend opinion about online shopping.
3. Students are able to perform the dialogue about online shopping.

### D. Learning Material

*Express your opinion about this topic below by using the way in expressing asking and giving opinion of speaking English!*

**Example;**

*Situation: online shopping.*

Martha : These days, it seems like everything is going digital. Even shopping, check in hotels and buy a train ticket. What do you think about that?

Gilbert : You're right. I think...everything can be easier and efficient. How about you?



Martha : I think online shopping can be far less stressful than hitting the high street shop. You're right about an efficiency. And can do shopping while doing another activity, like cooking for example.

Gilbert : Exactly. Only from your smartphone, you can get everything you need

#### E. Learning Activities

Learning Stages	Activities	Time
<b>Opening</b>	<ul style="list-style-type: none"> <li>Opening the activity by greeting the students</li> <li>The researcher leads pray then checks the students' attendance list.</li> <li>The researcher explains about topic will be discusses</li> <li>The researcher explains about the learning objective</li> </ul>	(10')
<b>Main Activities</b>	<ul style="list-style-type: none"> <li>The researcher gives some example expression that used to asking and giving opinion.</li> <li>The students are instructed to work in pair and the researcher leads them to find their own partner based on their interest; the partner that he/she likes to cooperate in discussion.</li> <li>In discussion, student A begins by asking the first question to students B and student B will answer the question of student A.</li> <li>After having answered and perhaps having been corrected or given additional information, it is time to change the rotation by instructing the student B to address a question to student A and so on.</li> <li>During this time, the researcher goes to one pair to another pair, gives feedback, and asks or answers questions.</li> </ul>	(70')
<b>Closing</b>	<ul style="list-style-type: none"> <li>The researcher gives a chance to the students to raise a question if some of them still confuse about the material.</li> </ul>	(10')

	<ul style="list-style-type: none"> <li>▪ The researcher asks the students to read and write questions about certain topic that will be discuss for the next meeting.</li> <li>▪ The researcher closes the meeting</li> </ul>	
--	--	--



## LESSON PLAN

3<sup>rd</sup> meeting

Subject : English  
Class/Semester : XI/I  
Skill Focus : Speaking  
Time Allocation : 2 x 45 minutes  
Material : Asking and Giving Opinion  
Sub Material : News/Item (*Education*)

### A. Standard Competence

Expressing meaning in formal and sustained transactional and interpersonal in daily life context.

### B. Basic Competence

Expressing meaning in very simple transactional and interpersonal conversation using oral language style accuracy and fluency in daily life context for the functions of expressing asking and giving opinion.

### C. Learning Objectives

4. Students are able to identify the expression of expressing opinion about education.
5. Students are able to share their opinion and ask their friend opinion about education.
6. Students are able to perform the dialogue about education.

### F. Learning Material

*Express your opinion about this topic below by using the way in expressing asking and giving opinion of speaking English!*

*Example;*

*Situation:* Full day school.

Emily : Hi Tom! What are you doing?

Tommy : I'm reading a newspaper.

Emily : Any good news?

Tommy : I've just read about full day school.

Emily : So, what your opinion about that?

Tommy : In my view, it is useful for Indonesian education development. Because if school time is extended until 4 or 5 PM, students can learn more. So, Indonesia's educational ranking in the world can be increased.

Emily : Do you think like that? But how about the students? Don't you think it is too boring for them? In school all day.

Tommy : No, If the teacher can bring class situation more fun, giving them exciting activities, so the student will enjoy their day in school.

Emily : I think you're right

#### E. Learning Activities

Learning Stages	Activities	Time
<b>Opening</b>	<ul style="list-style-type: none"> <li>Opening the activity by greeting the students</li> <li>The researcher leads pray then checks the students' attendance list.</li> <li>The researcher explains about topic will be discusses</li> <li>The researcher explains about the learning objective</li> </ul>	(10')
<b>Main Activities</b>	<ul style="list-style-type: none"> <li>The researcher gives some example expression that used to asking and giving opinion.</li> <li>The students are instructed to work in pair and the researcher leads them to find their own partner based on their interest, the partner that he/she likes to cooperate in discussion.</li> <li>In discussion, student A begins by asking the first question to students B and student B will answer the question of student A.</li> <li>After having answered and perhaps having been corrected or given additional information, it is time to</li> </ul>	(70')

	<p>change the rotation by instructing the student B to address a question to student A and so on.</p> <ul style="list-style-type: none"> <li>▪ During this time, the researcher goes to one pair to another pair, gives feedback, and asks or answers questions.</li> </ul>	
<b>Closing</b>	<ul style="list-style-type: none"> <li>▪ The researcher gives a chance to the students to raise a question if some of them still confuse about the material.</li> <li>▪ The researcher asks the students to read and write questions about certain topic that will be discuss for the next meeting.</li> <li>▪ The researcher closes the meeting</li> </ul>	<b>(10')</b>



## LESSON PLAN

4<sup>th</sup> meeting

Subject : English  
Class/Semester : XI/I  
Skill Focus : Speaking  
Time Allocation : 2 x 45 minutes  
Material : Asking and Giving Opinion  
Sub Material : News Item (*Natural Disaster*)

### A. Standard Competence

Expressing meaning in formal and sustained transactional and interpersonal in daily life context.

### B. Basic Competence

Expressing meaning in very simple transactional and interpersonal conversation using oral language style accuracy and fluency in daily life context for the functions of expressing asking and giving opinion.

### C. Learning Objectives

1. Students are able to identify the expression of expressing asking and giving opinion about natural disaster.
2. Students are able to share their opinion and ask their friend opinion about natural disaster.
3. Students are able to perform the dialogue about natural disaster by using asking and giving opinion's expression.

### D. Learning Material

*Express your opinion about this topic below by using the way in expressing asking and giving opinion of speaking English!*

*Example:*

Rika : What do you know about natural disaster?

Anggi : Natural disaster is dangerous and an extreme incident by environmental factors that injure people and damage property, such as tsunami, earthquake, flood, winds and etc.

Rika : What are the effect of natural disaster?

Anggi : Natural disaster can cause many disadvantages, such as loss of house, furniture, economy loss, etc.

Rika : How to avoid the natural disaster?

Anggi : We have to keep it clean nature, keeping the plans, not littering, and not pollute the environment.

Rika : What will you do after natural disaster happened?

Anggi : Cleaning up the environment, looking for the remains of existing objects, rebuild, trying to improve the situations.

Rika : If you could be a volunteer to help after a natural disaster, what would you do?

Anggi : Entertain the displaced victims, of natural disaster, help improve shelter, and teach children who cannot go to school.

#### E. Learning Activities

Learning Stages	Activities	Time
<b>Opening</b>	<ul style="list-style-type: none"> <li>Opening the activity by greeting the students</li> <li>The researcher leads pray then checks the students' attendance list.</li> <li>The researcher explains about topic will be discusses</li> <li>The researcher explains about the learning objective</li> </ul>	(10')
<b>Main Activities</b>	<ul style="list-style-type: none"> <li>The researcher gives some example expression that used to asking and giving opinion.</li> <li>The students are instructed to work in pair and the researcher leads them to find their own partner based on their interest; the partner that he/she likes to cooperate in discussion.</li> <li>In discussion, student A begins by asking the first</li> </ul>	



	<p>question to students B and student B will answer the question of student A.</p> <ul style="list-style-type: none"> <li>▪ After having answered and perhaps having been corrected or given additional information, it is time to change the rotation by instructing the student B to address a question to student A and so on.</li> <li>▪ During this time, the researcher goes to one pair to another pair, gives feedback, and asks or answers questions.</li> </ul>	(70')
<b>Closing</b>	<ul style="list-style-type: none"> <li>▪ The researcher gives a chance to the students to raise a question if some of them still confuse about the material.</li> <li>▪ The researcher asks the students to read and write questions about certain topic that will be discuss for the next meeting.</li> <li>▪ The researcher closes the meeting</li> </ul>	(10')

## LESSON PLAN

5<sup>th</sup> meeting

Subject : English  
Class/Semester : XI/I  
Skill Focus : Speaking  
Time Allocation : 2 x 45 minutes  
Material : Expressing Opinion

### A. Standard Competence

Expressing meaning in formal and sustained transactional and interpersonal in daily life context.

### B. Basic Competence

Expressing meaning in very simple transactional and interpersonal conversation using oral language style accuracy and fluency in daily life context for the functions of expressing opinion.

### C. Learning Objectives

1. Students are able to identify the expression of expressing opinion.
2. Students are able to write a dialogue about expressing opinion.
3. Students are able to perform the dialogue about of expressing opinion.

### D. Learning Material

*Personal Point of View*

What I mean is ...	I think ...
In my humble opinion ...	I strongly believe that ...
I would like to point out that ...	According to me ...
To my mind ...	As far as I am concerned ...
I am compelled to say ...	From my point of view ...
I reckon ...	As I understand ...

As I see it ...	In my opinion ...
By this I mean ...	
Personally, I think ...	
In my experience ...	

**Example:**

Tika: Dwi, can you help me pick a dress for my birthday party tonight?

Dwi: Yes of course.

Tika: Here! Look! There are three dresses. I need to choose one of them.

Dwi: *I think* the pink one looks cute.

Tika: Yes. I think so. But, I am turning 17 now. I don't think I am cute anymore.

Dwi: Well, the blue one is nice. But I don't like the cutting. So, *in my opinion* you should choose the black one. It will make your body looks slim and you will look more mature.

Tika: Is that what you think?

Dwi: Yes, that's what I think.

Tika: Very well, I will wear the black dress for my birthday party tonight. Thank's Dwi.

Dwi: You are welcome.

**F. Learning Activities**

Learning Stages	Activities	Time
<b>Opening</b>	<ul style="list-style-type: none"> <li>Opening the activity by greeting the students</li> <li>The researcher leads pray then checks the students' attendance list.</li> <li>The researcher explains about topic will be discusses</li> <li>The researcher explains about the learning objective</li> </ul>	(10')
<b>Main Activities</b>	<ul style="list-style-type: none"> <li>Showing expressions of expressing idea</li> </ul>	

	<ul style="list-style-type: none"> <li>▪ Asking the students to repeat the pronunciation of expressing idea after the researcher.</li> <li>▪ The researcher gives some example expression that used to expressing idea.</li> <li>▪ The students are instructed to work in pair and the researcher leads them to find their own partner based on their interest; the partner that he/she likes to cooperate in discussion.</li> <li>▪ In discussion, student-A begins by asking the first question to students B and student B will answer the question of student A.</li> <li>▪ After having answered and perhaps having been corrected or given additional information, it is time to change the rotation by instructing the student B to address a question to student A and so on.</li> <li>▪ During this time, the researcher goes to one pair to another pair, gives feedback, and asks or answers questions.</li> </ul>	(70')
<b>Closing</b>	<ul style="list-style-type: none"> <li>▪ The researcher gives a chance to the students to raise a question if some of them still confuse about the material.</li> <li>▪ The researcher asks the students to read and write questions about certain topic that will be discuss for the next meeting</li> <li>▪ The researcher closes the meeting</li> </ul>	(10')

## LESSON PLAN

6<sup>th</sup> meeting

Subject : English  
Class/Semester : XI/I  
Skill Focus : Speaking  
Time Allocation : 2 x 45 minutes  
Material : Expressing opinion  
Sub Material : News Item (*Smoking*)

### A. Standard Competence

Expressing meaning in formal and sustained transactional and interpersonal in daily life context.

### B. Basic Competence

Expressing meaning in very simple transactional and interpersonal conversation using oral language style accuracy and fluency in daily life context for the functions of expressing opinion.

### C. Learning Objectives

1. Students are able to identify the expression of expressing opinion about news item (smoking).
2. Students are able to share their opinion and ask their friend opinion about news item (smoking).
3. Students are able to perform the dialogue about smoking by using expression of expressing opinion.

### D. Learning Material

*Express your opinion about this topic below by using the way in expressing opinion of speaking English!*

*Example;*

*Situation: Vidia and Ryan are arguing about smoking.*

Vidia : Hi Ryan, by the way, I just don't understand why you guys like smoking?

Ryan : Well... It's nice you know...

Vidia : Nice? What's nice about smoking? In my opinion, there is nothing nice about smoking; it's dangerous for your health. And it is waste of money

Ryan : I've heard many times, but I don't believe it.

Vidia : Maybe you'll believe it when you get your lung cancer.

#### E. Learning Activities

Learning Stages	Activities	Time
<b>Opening</b>	<ul style="list-style-type: none"> <li>Opening the activity by greeting the students</li> <li>The researcher leads pray then checks the students' attendance list.</li> <li>The researcher explains about topic will be discusses</li> <li>The researcher explains about the learning objective</li> </ul>	(10')
<b>Main Activities</b>	<ul style="list-style-type: none"> <li>The researcher gives some example expression that used to expressing idea.</li> <li>The students are instructed to work in pair and the researcher leads them to find their own partner based on their interest; the partner that he/she likes to cooperate in discussion.</li> <li>In discussion, student A begins by asking the first question to students B and student B will answer the question of student A.</li> <li>After having answered and perhaps having been corrected or given additional information, it is time to change the rotation by instructing the student B to address a question to student A and so on.</li> <li>During this time, the researcher goes to one pair to another pair, gives feedback, and asks or answers questions.</li> </ul>	(70')
<b>Closing</b>	<ul style="list-style-type: none"> <li>The researcher gives a chance to the students to raise a question if some of them still confuse about the</li> </ul>	

	<p>material.</p> <ul style="list-style-type: none"> <li>▪ The researcher asks the students to read and write questions about certain topic that will be discuss for the next meeting.</li> <li>▪ The researcher closes the meeting</li> </ul>	(10')
--	---	-------





## LESSON PLAN

7<sup>th</sup> meeting

Subject : English  
Class/Semester : XI/I  
Skill Focus : Speaking  
Time Allocation : 2 x 45 minutes  
Material : Expressing opinion  
Sub Material : News Item (*Global Warming*)

### A. Standard Competence

Expressing meaning in formal and sustained transactional and interpersonal in daily life context.

### B. Basic Competence

Expressing meaning in very simple transactional and interpersonal conversation using oral language style accuracy and fluency in daily life context for the functions of expressing opinion.

### C. Learning Objectives

1. Students are able to identify the expression of expressing opinion about global warming..
2. Students are able to write a dialogue about expressing opinion about global warming.
3. Students are able to perform the dialogue about of expressing opinion about global warming.

### D. Learning Material

*Express your opinion about this topic below by using the way in expressing opinion of speaking English!*

*Example;*

Maggie : Tina, what do you think is the best action to reduce global warming?  
Tina : I think everyone should start changing their life styles.

Maggie : What do you mean?

Tina : Well, we have to start to do what we can, to help reduce global warming.

Maggie : What do you suggest that we should do?

Tina : Well, there are lots of things that we can do. We should start saving electricity, recycling things, using public transportation, buying and consuming as much as we need only. Basically, just save anything that we can.

Maggie : that's a great idea. I will do that

### E. Learning Activities

Learning Stages	Activities	Time
<b>Opening</b>	<ul style="list-style-type: none"><li>Opening the activity by greeting the students</li><li>The researcher leads pray then checks the students' attendance list.</li><li>The researcher explains about topic will be discusses</li><li>The researcher explains about the learning objective</li></ul>	<b>(10')</b>
<b>Main Activities</b>	<ul style="list-style-type: none"><li>The researcher gives some example expression that used to expressing idea.</li><li>The students are instructed to work in pair and the researcher leads them to find their own partner based on their interest; the partner that he/she likes to cooperate in discussion.</li><li>In discussion, student A begins by asking the first question to students B and student B will answer the question of student A.</li><li>After having answered and perhaps having been corrected or given additional information, it is time to change the rotation by instructing the student B to address a question to student A and so on.</li><li>During this time, the researcher goes to one pair to another pair, gives feedback, and asks for answers</li></ul>	<b>(70')</b>

	questions.	
<b>Closing</b>	<ul style="list-style-type: none"> <li>▪ The researcher gives a chance to the students to raise a question if some of them still confuse about the material.</li> <li>▪ The researcher asks the students to read and write questions about certain topic that will be discuss for the next meeting.</li> <li>▪ The researcher closes the meeting</li> </ul>	<b>(10')</b>



## LESSON PLAN

8<sup>th</sup> meeting

Subject : English  
Class/Semester : XI/I  
Skill Focus : Speaking  
Time Allocation : 2 x 45 minutes  
Material : Expression of Agreement and disagreement

### A. Standard Competence

Expressing meaning in formal and sustained transactional and interpersonal in daily life context.

### B. Basic Competence

Expressing meaning in very simple transactional and interpersonal conversation using oral language style accuracy and fluency in daily life context for the functions of expression of agreement and disagreement.

### C. Learning Objectives

1. Students are able to identify the expression of expressing agree and disagreement.
2. Students are able to write a dialogue about expressing agree and disagreement.
3. Students are able to perform the dialogue about of expressing agree and disagreement.

### D. Learning Material

AGREEMENT	DISAGREEMENT
<ul style="list-style-type: none"><li>• I agree that ...</li><li>• I <u>totally</u> agree that ...</li><li>• I am with you...</li><li>• I think so...</li><li>• It certainly is...</li></ul>	<ul style="list-style-type: none"><li>▪ I disagree...</li><li>▪ I am not with you...</li><li>▪ I can't be along with you ...</li><li>▪ I wouldn't say that...</li><li>▪ I don't think so ...</li><li>▪ I don't agree with you, however ...</li></ul>

<ul style="list-style-type: none"> <li>• That is what I was thinking.</li> <li>• I am of the same opinion</li> <li>• Absolutely right, it should be ...</li> <li>• There is no doubt about it that ...</li> </ul>	<ul style="list-style-type: none"> <li>▪ I am sorry to disagree with you, but ...</li> <li>▪ What I object to is ...</li> <li>▪ I think you may have missed the point there...</li> </ul>
---	---

**Example:**

Dina : What do you think we should give to Fia for her birthday?

Lisa : I think, we should give her a jacket, because she often ride a motorcycle

Dina : *I disagree*. She already has so many jacket. How about a bag? She wears same bag everyday to go to school. So, I think it would be great if we give her a bag.

Lisa : Hm... Okay then. *I agree*. Let's buy her a bag today after school.

Dina : Okay

**E. Learning Activities**

Learning Stages	Activities	Time
<b>Opening</b>	<ul style="list-style-type: none"> <li>▪ Opening the activity by greeting the students</li> <li>▪ The researcher leads pray then checks the students' attendance list.</li> <li>▪ The researcher explains about topic will be discusses</li> <li>▪ The researcher explains about the learning objective</li> </ul>	(10')
<b>Main Activities</b>	<ul style="list-style-type: none"> <li>▪ Showing expressions of agree and disagreement</li> <li>▪ Asking the students to repeat the pronunciation of agree and disagreement after the researcher.</li> <li>▪ The researcher gives some example expression that used to expressing agree and disagreement.</li> <li>▪ The students are instructed to work in pair and the researcher leads them to find their own partner based on their interest; the partner that he/she likes to cooperate in discussion.</li> </ul>	(70')

	<ul style="list-style-type: none"> <li>▪ In discussion, student A begins by asking the first question to students B and student B will answer the question of student A.</li> <li>▪ After having answered and perhaps having been corrected or given additional information, it is time to change the rotation by instructing the student B to address a question to student A and so on.</li> <li>▪ During this time, the researcher goes to one pair to another pair, gives feedback, and asks or answers questions.</li> </ul>	
<b>Closing</b>	<ul style="list-style-type: none"> <li>▪ The researcher gives a chance to the students to raise a question if some of them still confuse about the material.</li> <li>▪ The researcher asks the students to read and write questions about certain topic that will be discuss for the next meeting.</li> <li>▪ The researcher closes the meeting</li> </ul>	<b>(10')</b>

## LESSON PLAN

9<sup>th</sup> meeting

Subject : English  
Class/Semester : XI/I  
Skill Focus : Speaking  
Time Allocation : 2 x 45 minutes  
Material : Expression of agreement and disagreement  
Sub Material : News Item (*Social Media*)

### A. Standard Competence

Expressing meaning in formal and sustained transactional and interpersonal in daily life context.

### B. Basic Competence

Expressing meaning in very simple transactional and interpersonal conversation using oral language style accuracy and fluency in daily life context for the functions of expressing agree and disagreement.

### C. Learning Objectives

1. Students are able to identify the expression of expressing agree and disagreement about news item (Social Media).
2. Students are able to share their opinion and ask their friend opinion about news item (Social Media).
3. Students are able to perform the dialogue about smoking by using expression of expressing agree and disagreement about news item (Social Media).



#### D. Learning Material

*Express your opinion about this topic below by using the way in expressing agree and disagreement of speaking English!*

*Example;*

Jacob : Hi Sanjay. I was just thinking of how lovely it is to use social media like Facebook. We can connect with our friends far away.

Sanjay : Yes Jacob. I agree with you. Thanks to the social media we will not miss our loved ones. We can always stay in touch.

Jacob : But, we must also be cautious of what we post or comment on social media. Remember, there is no privacy and the risks associated with content going viral are huge.

Sanjay : I know. It is also better that we do not put up kids' photos online on our profile. If strangers happen to see them, then there are chances of danger to the kid.

Jacob : However, we can get to know what is happening around the world. We also know about the what the latest trend in the market is.

#### E. Learning Activities

Learning Stages	Activities	Time
<b>Opening</b>	<ul style="list-style-type: none"><li>Opening the activity by greeting the students</li><li>The researcher leads pray then checks the students' attendance list.</li><li>The researcher explains about topic will be discusses</li><li>The researcher explains about the learning objective</li></ul>	<b>(10')</b>
<b>Main Activities</b>	<ul style="list-style-type: none"><li>The researcher gives some example expression that used to expressing agree and disagreement..</li><li>The students are instructed to work in pair and the researcher leads them to find their own partner based on their interest; the partner that he/she likes to cooperate in discussion.</li><li>In discussion, student A begins by asking the first</li></ul>	

	<p>question to students B and student B will answer the question of student A.</p> <ul style="list-style-type: none"> <li>▪ After having answered and perhaps having been corrected or given additional information, it is time to change the rotation by instructing the student B to address a question to student A and so on.</li> <li>▪ During this time, the researcher goes to one pair to another pair, gives feedback, and asks or answers questions.</li> </ul>	(70')
<b>Closing</b>	<ul style="list-style-type: none"> <li>▪ The researcher gives a chance to the students to raise a question if some of them still confuse about the material.</li> <li>▪ The researcher asks the students to read and write questions about certain topic that will be discuss for the next meeting.</li> <li>▪ The researcher closes the meeting</li> </ul>	(10')

## LESSON PLAN

10<sup>th</sup> meeting

Subject : English  
Class/Semester : XI/I  
Skill Focus : Speaking  
Time Allocation : 2 x 45 minutes  
Material : Expression of agreement and disagreement  
Sub Material : News Item (*Early Marriage*)

### A. Standard Competence

Expressing meaning in formal and sustained transactional and interpersonal in daily life context.

### B. Basic Competence

Expressing meaning in very simple transactional and interpersonal conversation using oral language style accuracy and fluency in daily life context for the functions of expression of agreement and disagreement.

### C. Learning Objectives

1. Students are able to identify the expression of expressing agree and disagreement about news item (*Early Marriage*).
2. Students are able to share their opinion and ask their friend opinion about news item (*Early Marriage*).
4. Students are able to perform the dialogue about smoking by using expression of expressing agreement and disagreement about news item (*Early Marriage*).

#### D. Learning Material

*Express your opinion about this topic below by using the way in expressing agreement and disagreement of speaking English!*

*Example;*

Siska : Mom, did you hear this ? Our maid Lakshmi's daughter Vidya is getting married. She just told me.

Mother : Oh, really? I'm shocked to hear that, I disagree. She's just 13 years old. That's not right at all. I will talk to Lakshmi and convince her to stop it.

Siska : I am of the same opinion. Why do you want to stop it ?

Mother : 13 years is not an age to get married. She does not understand what marriage is. Also she is not fit physically for marriage yet.

Siska : Then why are they trying marry her off?

Mother : It's because of our age old traditions. Also people like them feel that girls are a burden to take care. They also feel that girls anyway leave the house after their marriage.

Siska : That is not fair, Mom, right ?

Mother : True, it isn't fair. Often parents want to take pleasure in marrying their children during their adolescence itself. That is for safety in case they fall down economically. Also, girls are given in marriage due to external pressures by money lenders, because they cannot repay their debts.

Mother : I don't like this at all. I think Vidya should refuse to marry and continue her schooling.

#### E. Learning Activities

Learning Stages	Activities	Time
Opening	<ul style="list-style-type: none"><li>Opening the activity by greeting the students</li><li>The researcher leads pray then checks the students' attendance list.</li><li>The researcher explains about topic will be discusses</li><li>The researcher explains about the learning objective</li></ul>	(10')
Main Activities	<ul style="list-style-type: none"><li>The researcher gives some example expression that</li></ul>	

	<p>used to expressing agree and disagreement..</p> <ul style="list-style-type: none"> <li>▪ The students are instructed to work in pair and the researcher leads them to find their own partner based on their interest; the partner that he/she likes to cooperate in discussion.</li> <li>▪ In discussion, student A begins by asking the first question to students B and student B will answer the question of student A.</li> <li>▪ After having answered and perhaps having been corrected or given additional information, it is time to change the rotation by instructing the student B to address a question to student A and so on.</li> <li>▪ During this time, the researcher goes to one pair to another pair, gives feedback, and asks or answers questions.</li> </ul>	(70')
<b>Closing</b>	<ul style="list-style-type: none"> <li>▪ The researcher gives a chance to the students to raise a question if some of them still confuse about the material.</li> <li>▪ The researcher asks the students to read and write questions about certain topic that will be discuss for the next meeting.</li> <li>▪ The researcher closes the meeting</li> </ul>	(10')

## APPENDIX I

### *Research instrument*

#### 1. Pre-test

- Discuss about *the impact of smartphone for students* in pairs with their classmate by using expression of asking and giving opinion!

#### 2. Post-test

- Discuss about *bullying should be banned* in pairs with their classmate by using expression of agreement and disagreement!





## APPENDIX J

### *Documentation*







## CURRICULUM VITAE



The researcher, Ririn Angraeni, was born on February 13<sup>th</sup> 1994 in Wotu, East Luwu regency, South Sulawesi. She was a daughter of the couple Taufik and Hasna. She has four brothers.

In 2001 she started her education at SDN 128 Pepuro and graduated in 2007. She continued her study at Junior High School 1 Wotu and graduated in 2010. Then, she continued her study at Senior High School 1 Wotu and graduated in 2013. All of the three levels of her study passed in East Luwu regency.

In 2013, she continued her study at Alauddin State Islamic University of Makassar. Beside as a student in university, she was also active in intra and extra organization, namely, English Department Students Association, United English Forum (UEF), New Generation Club (NGC) and English Youth Community (E-YOUC) Makassar.

UNIVERSITAS ISLAM NEGERI  
ALAUDDIN  
MAKASSAR  
UNIVERSITAS ISLAM NEGERI  
ALAUDDIN  
MAKASSAR