


**PHONETIC ANALYSIS OF ENGLISH SEGMENTAL SOUNDS PRODUCED  
BY THE STUDENTS OF ENGLISH EDUCATION DEPARTMENT AT UIN  
ALAUDDIN MAKASSAR**



**A Thesis**

Submitted in Partial Fulfillment of the Requirements for the Degree of  
Sarjana Pendidikan (S.Pd) in English Education Department of  
Tarbiyah and Teaching Science Faculty of  
UIN Alauddin Makassar

UNIVERSITAS ISLAM NEGERI  
By  
**HARTINA**  
Reg. Num: 20400114030  
M A K A S S A R

**ENGLISH EDUCATION DEPARTMENT  
TARBIYAH AND TEACHING SCIENCE FACULTY  
ALAUDDIN STATE ISLAMIC UNIVERSITY**

**2018**

## PERNYATAAN KEASLIAN SKRIPSI

Mahasiswa yang bertanda tangan dibawah ini:

Nama : Hartina  
NIM : 20400114030  
Tempat, Tanggal Lahir : Tosora, 17 Februari 1996  
Jurusan/ Prodi : Pendidikan Bahasa Inggris  
Fakultas : Tarbiyah dan Keguruan  
Alamat : Graha Surandar 2 Blok F1 No. 09  
Judul : Phonetic Analysis of English Segmental Sounds Produced  
by The Students of English Education Department at UIN  
Alauddin Makassar

Menyatakan dengan sesungguhnya dan penuh kesadaran bahwa skripsi ini benar adalah hasil karya penyusunan sendiri. Dan apabila dikemudian hari terbukti merupakan duplikat, tiruan, plagiat, atau dibuatkan orang sebagian atau keseluruhan, maka skripsi dan gelar yang diperoleh batal demi hukum.

Makassar, 19 September 2018

Penyusun



**HARTINA**  
NIM: 20400114030


## PERSETUJUAN PEMBIMBING

Pembimbing penulisan skripsi saudara **Hartina**, NIM: 20400114030, mahasiswa jurusan pendidikan Bahasa Inggris pada Fakultas Tarbiyah UIN Alauddin Makassar, setelah dengan seksama meneliti dan mengoreksi skripsi yang bersangkutan dengan judul, "*Phonetic Analysis of English Segmental Sounds Produced by The Students of English Education Department at UIN Alauddin Makassar*", memandang bahwa skripsi telah memenuhi syarat-syarat ilmiah dan dapat disetujui untuk diajukan ke sidang *munaqasah*.

Demikian persetujuan untuk proses selanjutnya.

Makassar, 10 September 2018

Pembimbing I




**Dr. H. Nur Asik, M.Hum.**  
NIP. 19570117 198203 1 001

UNIVERSITAS ISLAM NEGERI

Pembimbing II

ALAUDDIN  
MAKASSAR



**Dr. A. Kaharuddin, S.I.P., M.Hum.**  
NIP. 19750814 200501 1 006

## PENGESAHAN SKRIPSI

Skripsi yang berjudul "*Phonetic Analysis of English Segmental Sounds Produced by The Students of English Education Department at UIN Alauddin Makassar*", yang disusun oleh saudari **Hartina**, NIM: 20400114030, Mahasiswi Jurusan Pendidikan Bahasa Inggris pada Fakultas Tarbiyah dan keguruan UIN Alauddin Makassar, telah diuji dan dipertahankan dalam sidang munaqasyah yang diselenggarakan pada hari, **Jumat** tanggal **16 November 2018** dan dinyatakan dapat diterima sebagai salah satu syarat untuk mendapatkan gelar Sarjana Pendidikan (S.Pd.) pada Fakultas Tarbiyah dan Keguruan Program Studi Pendidikan Bahasa Inggris (dengan beberapa perbaikan).

1965

Samata-Gowa, 16 November 2018  
8 Rabi'ul Awwal 1440 H

**DEWAN PENGUJI**  
(Nomor: 3054 Tahun 2018)

Ketua	: Dr. Muljono Damopolih, M.Ag.	(.....)
Sekretaris	: Dr. Sitti Nurpahmi, S.Pd., M.Pd.	(.....)
Munaqisy I	: Dr. Hj. Djuwairiah Ahmad, M.Pd., M.TESOL.	(.....)
Munaqisy II	: Dr. Hj. Mardiana, M.Hum.	(.....)
Pembimbing I	: Dr. H. Nur Asik, H. Hum.	(.....)
Pembimbing II	: Dr. A. Kaharuddin, S.I.P., M.Hum.	(.....)

Disahkan oleh:  
Dekan fakultas tarbiyah dan keguruan  
UIN Alauddin Makassar



**Dr. H. Muhammad Amri, Lc., M.Ag.**  
NIP. 19730120 200312 1 001

## ACKNOWLEDGMENTS



By reciting Bismillahi Rahmani Rahim, the researcher would like to express and say his deepest gratitude to the Almighty, the merciful lord Allah SWT for blessing upon him in the form of inspiration, love, mercy, guidance and most of all, to finish this thesis. Shalawat and Salam are addressed to beloved chosen messenger Prophet Muhammad SAW who had changed and brought the human being from the idiotic time to the worthy and blessing time.

In finishing this thesis, many problems, difficulties and challenges had been encountered. Those would not have been solved without help, motivation, support, critic, and any advices from many people around the researcher. Therefore, the researcher would like to express proudly his sincere gratitude and appreciation to all of them as follows:

1. The researcher's lovely parent, **H. Abd. Rahim** and **Hj. Nurhayati**, for their love, sacrifices, affections, advices and prays during his study. And also to his sister who always helps him to face problems during his study in Makassar.
2. **Prof. Dr. H. Musafir Pababbari, M.Ag.**, the Rector of Alauddin State Islamic University of Makassar.
3. **Dr. H. Muh. Amri, LC.**, the Dean of Tarbiyah and Teaching Science Faculty of UIN Alauddin Makassar.

4. **Dr. Kamsinah, M.Pd.I.**, the Head of English Education Department and **Sitti Nurpahmi, S.Pd., M.Pd.** the secretary of English Education Department of Tarbiyah and Teaching Science Faculty of UIN Alauddin Makassar as well as all the staff.
5. **Dr. H. Nur Asik, M.Hum.** as the first consultant and **Dr. A. Kaharuddin, S.I.P., M.Hum.** as the second consultant. Thanks for giving her valuable time and patience, advice, support her during the assistance, and guided her in completing the thesis.
6. **Dr. Hj. Djuwairiah Ahmad, M.Pd., M.TESOL** as the first examiner and **Dr. Hj. Mardiana, M.Hum** as my second examiner. Thank you for giving much suggestions and guiding her to complete this thesis.
7. All her siblings. Her first brother **Riyadi Hamda** and his wife **Emi Jayanti**. Her second brother **Muh. Agim Nastiar** who always motivate and suggest her for doing the research and completing the thesis and also her little nephew **Hiro Hamada and Chester Bennington** thanks for being her mood booster.
8. All her friends in English Education Department (2014) especially in group 1 and 2 (PBI 1&2). It cannot be mentioned one by one but overall thanks for your friendship, laugh, togetherness and support for her.
9. The last but not least, her best friends (Jomblo Squad) **Vira Vebridaya, Nurul Hakimah Hafid, Marlina UB, Utari Muhdar, Rismawati, Nurdevitasyari, Ainun Inayah** and **Ainul Bayani Asdar** for their supporting, caring, helping, laughing, and be the place for sharing.

10. Subjects of the research, The ten students of English Education of UIN Alauddin Makassar intake 2015 (PBI 1&2). The writer expresses gratitude for them for their available time for the sake of the success of the study conducted.

11. Finally, for everyone connected with the complement of the thesis may Allah SWT, bless us. *Aamin Ya Rabbal Alamun.*

Ultimately, the writer realizes that this thesis is far from being perfect; therefore, corrections, suggestions, comments, and criticisms will be fully appreciated for the improvement of this writing. Finally, gladly the writer prays; may all the efforts and pains get endless blessings from Allah S.W.T.

*Aamin Ya Allah*

Makassar, 19 September 2018

The Researcher



UNIVERSITAS ISLAM NEGERI  
**ALAUDDIN**  
M A K A S S A R  
Hartina  
NIM. 20400114030

## TABLE OF CONTENTS

<b>TITLE PAGE</b> .....	i
<b>PERNYATAAN KEASLIAN SKRIPSI</b> .....	ii
<b>PERSETUJUAN PEMBIMBING</b> .....	iii
<b>PENGESAHAN SKRIPSI</b> .....	iv
<b>ACKNOWLEDGMENTS</b> .....	v
<b>TABLE OF CONTENTS</b> .....	viii
<b>LIST OF TABLES, FIGURES AND CHARTS</b> .....	x
<b>LIST OF APPENDICES</b> .....	xii
<b>ABSTRACT</b> .....	xiii
<b>CHAPTER I INTRODUCTION</b>	
A. Background .....	1
B. Research Problem .....	5
C. Research Objectives .....	5
D. Research Significance .....	6
E. Research Scope .....	7
<b>CHAPTER II REVIEW RELATED LITERATURE</b>	
A. Previous Related Research Finding .....	8
B. Some Basic Concepts .....	12
1. Phonetic .....	12
2. Analysis .....	12
3. English Segmental Sounds.....	13
C. Conceptual Framework .....	27



**CHAPTER III RESEARCH METHOD**

A. Research Method .....	30
B. Population and Sample .....	31
C. Research Setting .....	32
D. Research Instrument .....	32
E. Data Resources .....	34
F. Procedures of Collecting Data .....	35
G. Technique of Data Analysis.....	37

**CHAPTER IV FINDINGS AND DISCUSSIONS**

A. Findings .....	39
B. Discussions .....	59

**CHAPTER V CONCLUSION AND SUGGESTION**

A. Conclusion .....	65
B. Suggestion .....	66

**BIBLIOGRAPHY**

**APPENDIXES**

**CURRICULUM VITAE**



## LIST OF TABLES

- Table 2.1 Place and Manner of Articulation
- Table 2.2 Height, Frontness, of Tongue Position and Muscle Tenseness
- Table 3.1 Specification of Instrument of Causal Factors of Unnatural Segmental  
sound produced by the students
- Table 4.1 The Students' Production of Consonant Sounds
- Table 4.2 The Students' Production of Vowel Sounds
- Table 4.3 The questioner result of causal factor produced by the respondents



## LIST OF FIGURES

Figure 2.1: Openness and Closeness of The Mouth

Figure 2.2: Tongue Elevation

Figure 2.3: Charting Vowel

Figure 2.4 Conceptual Framework Design



## **LIST OF APPENDIXES**

Appendix I Picture Description Task

Appendix II The Result of Description Task

Appendix III The Students' Production of Consonant Sounds

Appendix IV Classification of unnatural Consonant Sounds

Appendix V The Total Number of Unnatural Consonant Sounds

Appendix VI The Students' Production of Vowel Sounds

Appendix VII Classification of unnatural Vowel

Appendix VIII The Total Number of Unnatural Vowel Sounds

Appendix IX Questionnaire for the Students

Appendix X Questionnaire Outcomes



## ABSTRACT

**Researcher** : Hartina  
**Reg. Number** : 20400114030  
**Title** : *Phonetic Analysis of English Segmental Sounds Produced by The Students of English Education Department at UIN Alauddin Makassar*

---

---

Difficulties in producing natural English sounds seem to be inevitable to Indonesian learners of English. It occurs due to the fact that some of English sounds do not exist in the mother tongue of the learners which has resulted in unnatural pronunciation. This paper addresses the issue of English sound production with special attention to segmental sounds produced by students of English Education Department at UIN Alauddin Makassar. Descriptive method was used to carry out this study with the support from two data collection instruments i.e. picture description task and interview.

The findings of this study showed two things i.e. *The first*; an in-depth phonetic analysis of the students' sounds production in terms of place of articulation, manner of articulation as well as distinctive features for the production of English consonant sounds, and openness of the mouth, tongue elevation, position of tongue elevation, lips' shapes, as well as length of vocalization for the production of English vowel sounds. *The second*; detailed explanation about contributory factors to the production of segmental sounds quality in terms of unnatural performance and unnatural competence.

The findings of this research found that the most to least frequent unnatural sounds produced by the student occurred in [ð] voiced dental fricative (38.15%) for consonant sound and [æ] Lax Low Front Unrounded (38.46%) for vowel sound. The finding of causal factors was found in this research were the unnatural sound occurred potentially because of mother tongue interference and less practice. Both were indicators of unnatural performance.

**Keywords:** *phonetic analysis, English segmental sounds, English consonant sounds, English vowel sounds.*

# CHAPTER I

## INTRODUCTION

### *A. Background*

A number of languages have been learnt in Indonesia such as English, Arabic, Japanese, and Korean etc. English is the only foreign language which has dominated foreign language education. The domination of English is made affected by the Government, Act of The Republic of Indonesia on National Education System No. 020/2003, and Article 37 which states that English is the only foreign language which is taught and learned as compulsory subject from primary school level to university level. The need for learning English has been increasingly recognized during recent years. English has brought great advantages to education because it provides the students with access to global information and knowledge of science and technology. It is used as an instructional language in many formal and non-formal educational institutions.

In the university level, the government has stipulated that the University curriculum in Indonesia consists of core and institutional curricula (Decree of Minister of National Education NO. 045 / U / 2002). The curriculum of the Sarjana Degree (S1) program ranges from 40-80% of the total number of credits from a study program. The core curriculum is set nationally by the Minister of National Education, while the institutional curriculum is determined by each university. UIN Alauddin Makassar is one of the Universities in Indonesia whose English subject must be learnt by the students according to Institutional

curriculum. Abd. Hakim Y. and Kaharuddin (2018) states the existence of English in institutional curriculum is stated in the decree No. 045/U/2002, paragraph 2, article 10 specifying that institutional curriculum could include Indonesian, English Basic Natural Science, Philosophy of science, physical education, etc.

The teaching of English in UIN Alauddin Makassar is distinguished as a general course for non-English students and English as major. As a general course, English is one of the tools to develop the field of non-English study that has taken learnt by the students. Meanwhile, there is only one semester. While as a major, English becomes the subject of study that the students should study. Students of English Education Department learn English as a field of study and they have to master it in depth.

Some aspects are learnt by the students in English Education Department. Firstly, the aspect of science, this aspect concerns with the application of linguistics. Linguistics is defined as the scientific way of studying language, both language in general and language particular (Crystal, 1982: 27). Secondly, the aspect of methodology is what method they use in teaching English. Thirdly, the aspect of skill, it is divided into; listening, reading, speaking, and writing.

Three aspects require pronouncing English segmental sounds correctly. English segmental sounds here refer to the way consonant and vowels sounds are produced regarding phonetic aspects. Segmental features are important to learn because it helps us to know about the theory of phonetics especially English

phonetics. According to L. Ben Crane and friends (1981) Phonetics is the study of sounds that occur in language. On the other hand, Students still pronounced sounds unnatural..

In the specific case, the problem also happens to the students of English Education Department at UIN Alauddin Makassar. The inability of students pronounces the segmental sounds not only consonant but also vowel sounds. The students is regarded had experiences in learning English for many years from elementary school to university. Even, they have learnt phonetics in the college but they still have problems in producing English segmental sounds. Some students cannot pronounce correctly, sometimes in one of presentation, answering, or giving opinion they pronounce unnatural words. Learners pronounce unnatural English sounds as Djajaningrat (2011) states, “As consequence of all the difficulties provided by the English pronunciation, many English language learners as well as the Indonesian learners tend to generate incorrect sounds in the articulation of the sounds”. This conditions need attention, because they are English learners, further they will be English teachers, hence if teacher neglect it, what they said cannot be understood by listeners.

The problem of producing sounds seems complicated. Even if the students have been learning English for many years, their English proficiency is still low. Their proficiency can be seen in two situations. Firstly, some students are unable to communicate in English. Some speakers are likely to pronounce the initial sound [θ] in the word *thank* [θæŋk] as *tank* [tæŋk]. It causes misunderstanding



because *thank* is different from *tank*, and both these words have different meanings. Secondly, some are able to communicate, but their English Sounds odd and unnatural. It often make students unable to interact socially with native English speakers by the reason of their unnatural English. We usually find English words that end with /l/ and /p/ serially, such in words *help* and *pulp* but those words are never found in Indonesian. Most of Indonesian people cannot say these words and often they insert a vowel so that it's pronounced /helep/ and /pulep/.

This research is expected to provide benefits for the study of linguistics development, especially in the field of phonetics. Through this research, it is hoped the sounds that is often pronounced correctly by the students and the factors of the unnatural sounds can be used as a reference to overcome the students' unnatural sounds. Having a good pronunciation of the language can help in normal communication, particularly intelligibility (Derwing and Munro, 2005 as cited in Nation and Newton, 2009). Moreover, this research is expected to be useful for both of teachers and English learners so that they can do teaching and learning activities and teach the language better. If the factors of the incorrect English sounds are known, the direction of teaching and learning is expected to be clearer, the learning method becomes more effective, and English proficiency of teachers or students, especially at the phonetically level, gets better. Therefore, this research was conducted to find out factors of the correct

and incorrect English segmental sounds produced by the students, in order to develop teacher strategy to increase students' ability.

Therefore, the researcher conducted a research entitled, "*Phonetic Analysis of English Segmental Sounds Produced by The Students of English Education Department at UIN Alauddin Makassar*"

### **B. Research Problems**

Here, there are some research problems formulated by the researcher as follows:

1. How do the students of English Education Department at UIN Alauddin Makassar produce English segmental sounds?
2. What factors are involved in the students' segmental sound production?

### **C. Research Objectives**

In the line with the research problems above, these objectives of the research are described as follows:

1. To identify the specific sounds that commonly unnatural in English segmental sounds produced by the students of English Education Department at UIN Alauddin Makassar.
2. To find out factors of the unnatural in English segmental sounds that produced by the students of English Education Department at UIN Alauddin Makassar.

#### **D. *Research Significance***

The results of this research gave a significant contribution in terms of theoretical and practical as follow :

##### 1. Theoretical Significance

Theories of Phonetics are expected to help the students to get better understanding about the general mechanism of producing English segmental sounds by means of the speech organs as well as to differentiate among those sounds. It is also expected to the students who learn English as a foreign language about the important to learn phonetic and sound symbols in English and try to pronounce it correctly. The incorrect English sounds phonetically influenced the meaning of language.

##### 2. Practical Significance

###### a. For the students

Students are expected to recognize their English sounds produced unnatural, so they are careful with those words and do not rehearse again. Therefore, they can pay attention how to correct pronounce when they are speaking English. In studying English, the correct sound productions make them easy to give the meaning of their speech. So, it cannot break communication between speaker and listener.

b. For the Lecturer

This research is expected to be useful for English lecturer to improve their teaching phonetic. In addition, knowing the students' unnatural English sounds can help them to solve their problem especially in English segmental sounds. Lecturer can determine the appropriate strategies or techniques in teaching particularly where the students do incorrect english sounds.

c. For the other researchers

The finding of this research is used as a reference for other researchers who carried out the same topic, although in different aspect from this study.

***E. Research Scope***

This research was limited to analyze the segmental features of American English sounds. The segmental sounds were consonant and vowel sounds. In addition, the subject was the students of English Education Department intake 2015 at UIN Alauddin Makassar.

## CHAPTER II

### REVIEW RELATED LITERATURE

#### *A. Previous Related Research Findings*

Related to this research, there were some previous studies. Here the researcher presents three of the studies. Those are presented below:

Faishol Hadi (2015) *An Analysis of ESL Students' Segmental Phonemes in Pronunciation Class*. This study is about an analysis of students' difficulty in pronouncing English segmental phonemes, particularly in pronunciation class context. The participants of this study were ten students of English Department of Al Hikmah Teacher Institute which has accomplished pronunciation practice course. This study was qualitative research. The data were collected by observation, interviews and recording. Students' recording was analyzed to get the data why they face difficulty in producing several English segmental phonemes. According to the data analysis, the differences segmental phonemes between English and Bahasa Indonesia cause students' difficulty in pronouncing several English segmental phonemes.

Salwa Chaira (2014) *Interference Of First Language In Pronunciation Of English Segmental Sounds (A Case Study In Darul Ulum Islamic Boarding School Banda Aceh)*. This research is aimed to investigate the interference that occurs in Darul Ulum students' English speaking since the reality shows that the students mispronounce some consonant and vowel sounds of English. This phenomenon occurs because the students are required to constantly apply English

in any circumstances. When they are unfamiliar and attempt to pronounce new words without prior knowledge of how to sound them correctly, they may produce errors even fossilize them. Thus, the teachers are recommended to halt the errors production and direct them to correct pronunciation. This research focuses on investigating the Interlingua errors the students produced as the result of the interference and finding solutions of how to avoid the Interlingua errors through the methods applied by their teachers. To reach such purpose, the writer applied a subsequent process method by collecting the data on the field, selecting the required samples, classifying into the sound classification, comparing the taken samples from English pronunciation using phonetic transcription, analyzing the data using phonological theories. Here are the mispronounced sounds resulted from the interference; [ph], [th], [kh], [f] for grapheme “ph”, [v], [θ], [ð], [z] for grapheme “s”, [ʃ], [ks] for grapheme “x”, [i:], [u:], [æ], and [e]. Therefore, teachers are recommended to apply Audio-lingual Method, Phonetic Method, pronunciation drill, Behaviorist Learning Theories (sound imitating), and Phonic-based Approach to improve the pronunciation of the consonant and vowel sounds. Through this language research, the teachers will definitely recognize of how to sound all English consonant and vowel sounds correctly. Therefore, they are recommended to implement the given methods to have their students correctly pronounce the sounds in order to avoid the intralingual errors caused by the interference of their L1.

Faizal Risdianto (2017) *A Phonological Analysis on the English Consonants of Sundanese EFL Speakers*. This descriptive qualitative study focuses on the description of the English consonants systems spoken by speakers of Sundanese backgrounds. This implies that such speakers of particular regional backgrounds speak unique and idiosyncratic native languages. This study will provide a description on the consonants production of English as Foreign Language (EFL) speakers with Sundanese native language in an experimental phonetic method to the students of Islamic Education Department of State Institute for Islamic Studies Salatiga. In this study, the writer have two objectives: (1) to know the English consonants systems of EFL Sundanese speakers in Islamic Education Department of State Institute for Islamic Studies Salatiga? and (2) to know the most frequent errors on pronouncing English consonants produced by EFL Sundanese speakers. From the result of the analysis, it can be seen that the EFL Sundanese students made 262 errors. It can also been seen that the greatest errors made by the EFL Sundanese students are mispronouncing the minimal pairs of /f/ and /v/, /s/ and /θ/ and /ð/ and /z/. The misuse of the sound “p” instead of “b” is common error for Sundanese since there is not distinction between the sound “f”, “v” and “p” in sundanese phonological system.

Anggi Kharismayuda Guntari (2013) *Sundanese Students' Production Of English Dental Fricative Consonant Sounds*. This research attempts to investigate the production of English dental fricative sounds by Sundanese

students of Universitas Gadjah Mada. It aims to investigate the level of acceptability and to find out the possible factors which influence their production of these sounds. 700 sentences containing the four dental fricative consonants were obtained and used as the data of the research. The students' production of the four consonants was then assessed by a native speaker of English for their acceptability. The results of this research show that the acceptability level as judged by the informant of the students' production of the dental fricative sounds is low, only 13.80% on average. The highest acceptability is in the sound [f] with 45.56%. The second highest acceptability is in the sound [v] which is scored 5%. It is followed by the sound [θ] which is scored 2.78%, and the sound [ð] with 1.88%. In general, the production of the dental fricative sounds produced by Sundanese students is judged as not clear by the native speaker.

In conclusion these previous findings, the researcher found similarities and differences. The similarities among this research and other previous studies are they have same purpose to analyze English Segmental Sounds either consonant or vowel sounds. The differences are for the first previous study he just focuses on the the difficulty in producing English segmental sound, the second previous study she focuses on the inference students in English Segmental Sounds, and the third and four previous study focuses on only consonant sounds.



## ***B. Some Basic Concepts***

### 1. Phonetics

As claimed by Ladefoged (1982:1) Phonetics is concerned with describing the speech sounds that occur in language in the word. Hamann and Schmitz (2005:3) states that Phonetics is concerned with how sounds are produced, transmitted and perceived (we only looked at the production of sounds). Those theories tell about the process occur in producing sounds by the speaker and how the listener can understand those speech sounds. In simplicity, phonetics is the the study of sounds of language produced by human.

### 2. Analysis

Meduna (2005:1) states analysis is an intellectual or material whole into its constituent parts for individual study. Analysis begins with identification of the themes emerging from the raw data, process sometimes referred as “open coding (Strauss and Corbin, 1990)

In this case, phonetic analysis is the identification of the ability of the students in producing English segmental sounds and to see what kinds of sounds they can articulate natural and unnatural.

In the opinion of Kaharuddin and Ismail (2017:146) analysis refers to four systematic steps i.e. collecting, identifying, classifying and explaining.

#### a. Collection phase

This step refers to the process of gathering and selecting materials on spoken discourse to be analyzed for sake of getting required and relevant information.

b. Identification phase

In this step, identification refers to process of recognizing and naming. In phonetic analysis, identifying the data whether natural or unnatural sounds.

c. Classification Phase

After identifying, the next step is classification. This step refers to putting the data that had been identified into some categories. On the other hand the data are grouped into a table.

d. Explanation Phase

The last step refers to the process of making the result of analysis clear by telling relevant component.

3. English Segmental Sounds

On the report of Roach (1983: 34) when we speak, we produce a continuous stream of sound, the small pieces of this stream call segments. As stated by Coniam (2002) segmental sound is relatively more easily explained and taught than the supra-segmental features, some studies focus on studying segmental phonology in preference to supra-segmental features. As maintained by Ladefoged (1982) vowel and consonants can be thought of as the segment of which speech is composed. Based on the theories, it can be concluded that English Segmental sounds are divided in two main categories, those are vowels and consonants. Vlack (2004: 11) states vowels are always voiced sounds and they are produced with the vocal cords in vibration, while consonants may be either voiced or unvoiced. Those alphabets consist of the vowel and consonant

which have differences sounds to each other based on the manner and the places of articulation. The differences of vowel and consonant can be described as follows:

a. Consonants

Yoshida (2018) states consonants are sounds in which the air stream meets some obstacles in the mouth on its way up from the lungs. There are 24 consonant sounds; [p], [b], [t], [d], [k], [g], [tʃ], [dʒ], [f], [v], [θ], [ð], [s], [z], [ʃ], [ʒ], [h], [m], [n], [ŋ], [l], [r], [j], [w]. These 24 consonant are classified in terms of place of articulation, manner of articulation as well as distinctive features. In concert with Kaharuddin and Djuwairiah (2018: 41), there are three types of information connected to the production of English consonant sounds:

1) The place of articulation

The place of articulation means the location in the mouth produced consonant sounds. The location in the mouth refers to speech organ. The speech organ is used in producing consonant sounds i.e. lips, tongue, teeth, alveolar ridge, and palate. If we classify them according to the place which it articulate, we distinguish eight main classes:

a) Bilabial

Consonant sounds which are produced by putting two lips together, e.g.

[b], [p], [m].

## b) Labio-dental

Consonant sounds which are produced by contacting the lower lip and upper teeth, e.g. [f], [v].

## c) Dental

Consonant sounds are produced when tongue tip for sounds [θ] or tongue blade for sounds [ð] contacts upper teeth.

## d) Alveolar

Consonant sounds are produced when the tongue tip contacts the alveolar ridge, e.g. [t], [d], [l], [n], [s], and [z].

## e) Palatal

Consonant sounds are produced when the blade of the tongue touches the hard palate, e.g. [dʒ], [tʃ], [j].

## f) Palate-Alveolar

Consonant sounds are produced when the tip the blade of the tongue approaches or touches the alveolar ridge and the main body of the tongue approaches the hard palate in the mouth, e.g. [ʒ], [ʃ], [r].

## g) Velar

Consonant sounds are produced when the back of tongue touches the soft palate, e.g. [k], [g], and [ŋ].

## h) Glottal

Consonant sounds are produced when the flow of air stopped by the glottis with some constriction of the glottis closing, and then released, e.g. [h].

i) Labiovelar

Consonant sounds are produced when the back tongue contacts the soft palate and lips and also come close each other e.g. [w]

2) Manner of articulation

If we classify consonants according to the manner in which the organs articulates them, we distinguish six main classes:

a) Stops or Plosives

Consonant sounds are produced by closing the speech organs both oral and nasal cavity that airstream is blocked, e.g.: [p], [b], [t], [d], [k], and [g].

b) Fricative

Consonant sounds are produced by blocking the airstream in the mouth, but not making closure, e.g. [f], [v], [θ], [ð], [s], [z], [ʒ], [ʃ], [h].

c) Affricatives

Consonant sounds are produced by blocking the airstream briefly with the tongue in the mouth, but in contrast to stop, the blocked airstream is suddenly not released, but is slowly released and causes audible friction, e.g.: [tʃ] and [dʒ].

d) Nasals

Consonant sounds are produced by blocking the airstream pass through oral cavity using soft palate and the back of the tongue, so that the air can only pass through the nasal cavity, e.g.: [m], [n], and [ŋ].

e) Lateral

Consonant sounds produced by contacting the tip of the tongue onto alveolar ridge so that the air passes through both sides of the tongue, e.g.: [l].

f) Approximant (Glides)

Consonant sounds are produced by making the articulators interact the tongue and the alveolar ridge without actually touching, e.g.: [w], and [j].

3) Distinctive Feature

As claimed by Ruben (2014) all segments are defined by their acoustic and articulatory properties. These properties are their features. Since these features are the smallest phonological constituents that can distinguish words they are called distinctive features.

In this case, the researcher focuses on the voiced feature. One of the features that can distinguish the phoneme is the voiced feature. Which are the voiced sounds and voiceless sounds. For example, there are two phonemes of bilabial stop, those are [p] and [b], but they will be differentiated based on voiced. Where [b] is voiceless while [p] is voiced.

The chart below summarizes the consonant sounds of English.

**Table 2.1.** *Place and Manner of Articulation*

MANNER OF ARTICULATION	PLACE OF ARTICULATION									
	Bilabia	Labio Dental	Dental	Alveola	Palatal	Palato Alveola	Velar	Glottal	Labio Velar	
<b>Stop/ Plosive</b>	<b>p</b> b			<b>t</b> d			<b>k</b> g			
<b>Fricative</b>		<b>f</b> v	<b>θ</b> ð	<b>s</b> z		<b>ʃ</b> ʒ		h		
<b>Affricative</b>					<b>tʃ</b> dʒ					
<b>Nasal</b>	m		n				ŋ			
<b>Lateral</b>				l						
<b>Approximant (Glides)</b>						J	r			W

Voiceless phonemes are bold. Voiced phonemes are normal.

(Adapted from Kaharuddin and Djuwairiah, 2018:52)

In charting consonant sounds, there are three categories commonly used in linguists, i.e. distinctive feature, place and manner of articulation. For example: the sound [p] is voiceless bilabial nasal which can be expounded as;

Distinctive feature : Voiceless

Place of articulation : Bilabial

Manner of articulation: Nasal

#### b. Vowels

As stated by Yoshida (2018) vowels are sounds in which the air stream moves up from the lungs and through the vocal tract very smoothly; there's nothing blocking or constricting it. There are fifteen vowels in American

English, i.e. [i:], [ɪ], [u:], [u], [ə] [ʊ], [ɛ], [ə], [ʌ], [ɔ], [æ], [ɑ] [oo], [ai], [au], [ɔi] [eɪ]. The production of vowels is classified five categories, i.e.

### 1) Openness of the mouth

As believed by Williamson, G (2015), the quality of vowel sounds can be different from one another according to the extent to which the jaws are either open and close ('not closed', as a complete closure would prevent the face flow of air out of the mouth). For example the sound [i] as in the word bee. If the symbol is lower on the chart, the tongue is lower, and the vowel sound is referred called an open vowel. For example the sound [ɑ] as in the word palm. The degrees of the openness of the mouth are represented as follows:

**Figure 2.1: Openness and Closeness Of The Mouth**

<b>Closeness of the mouth</b>		<b>Sound examples in wods</b>
Close	_____	Sound [i] as in the word 'bee'
Near-close	_____	Sound [ɪ] as in the word 'bit'
Close-mid	_____	Sound [eɪ] as in the word 'bait'
Mid	_____	Sound [ə] as in the word 'sofa'
Open-mid	_____	Sound [ɛ] as in the word 'red'
Near-open	_____	Sound [æ] as in the word 'bat'
Open	_____	Sound [ɑ] as in the word 'palm'
<b>Openness of the mouth</b>		

(Adopted from Kaharuddin and Djuwairiah: 2018)



## 2) Tongue elevation

Kaharuddin and Djuwairiah (2018:84) states that the tongue also plays a decisive role in influencing the quality of vowel sounds by altering its position in the mouth. When discussing elevation of the tongue, it will describe the position of the tongue on the vertical position i.e. high, mid, and low, i.e.

- The sounds of **high** are [i:], [ɪ], [u:], [ʊ] and [ʊ]
- The sound of **mid** are [eɪ], [ɛ], [ə], [ʌ], [oʊ]
- The **low** sounds are [ɔ], [æ], [ɑ:].

The relationship between the use of the tongue elevation and openness of the mouth is in the following figure:

**Figure 2.2: Tongue Elevation**

	Closeness of the mouth	Sound examples in words
HIGH	Close	Sound /i/ as in the word 'bee'
	Near-close	Sound /ɪ/ as in the word 'bit'
MID	Close-mid	Sound /eɪ/ as in the word 'bait'
	Mid	Sound /ə/ as in the word 'sofa'
LOW	Open-mid	Sound /ɛ/ as in the word 'red'
	Near-open	Sound /æ/ as in the word 'bat'
	Open	Sound /ɑ/ as in the word 'palm'
	Openness of the mouth	

(Adopted from Kaharuddin and Djuwairiah: 2018)

### 3) Position of the tongue elevation

Position of the tongue will refer to where the elevation takes place on the tree horizontal (Kaharuddin and Djuwairiah, 2018:86).

- a) Front vowels: the vowels are produced by positioning the front part of the tongue to the hard palate, i.e. [i:], [ɪ], [eɪ], [ɛ], [æ]
- b) Back vowels: the vowels are produced by raising the back part of the tongue to the soft palate, i.e. [ɑ], [u:], [ʊ], [ɔ], [ɑ:].
- c) Central vowel: the vowels are produced by raising the central part of the tongue. The central part is between the position of the front and back parts of the tongue, i.e. [ɜ], [ə] [ʌ]

### 4) Lips shapes

There are two types of lips shape which usually use native English speakers i.e.:

- a) Rounded: the lips of speakers is made opening and circular mouth, i.e. [u:], [ʊ], [ɔ].
- b) Unrounded: the lips of speakers is made in the relaxed position, i.e. [i:], [ɪ], [ɛ], [æ], [ɜ], [ə] [ʌ].

### 5) Length of vocalization

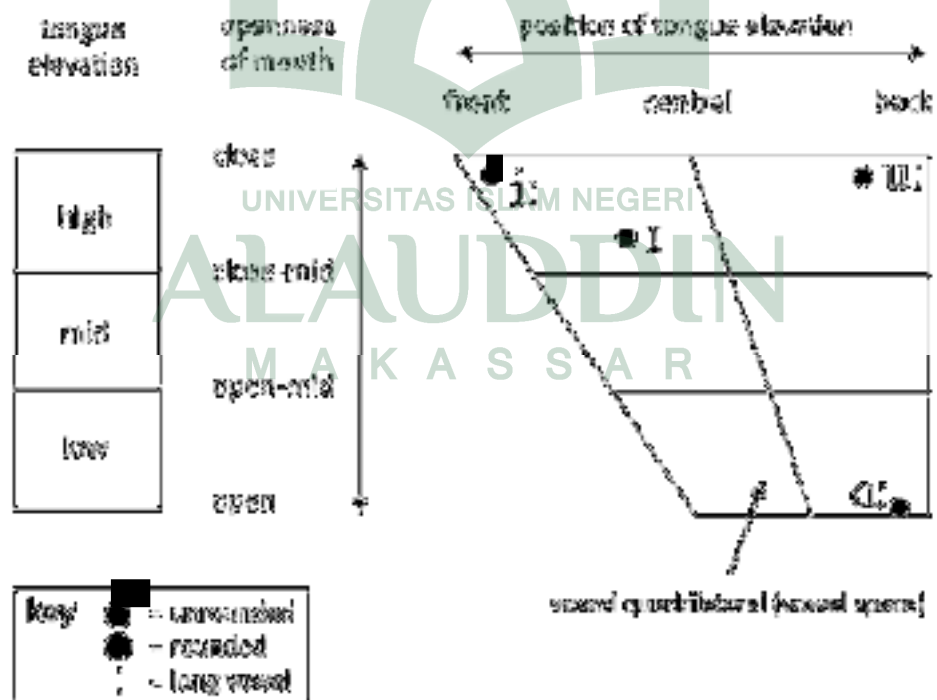
Based on the length of vocalization, vowels are classified into two categories (Roach, 1983): Short Vowels and Long vowels. Short and long vowel in linguistics context is referred as tense and lax vowels.

**Table 2.2** Height, Frontness, of Tongue Position and Muscle Tenseness

Height	Tenseness	Frontness		
		Front	Central	Back
High	Tense	[i:]		[u:]
	Lax	[ɪ]		[ʊ]
Mid	Tense		[ə] [ɜ]	
	Lax	[ɛ]	[ʌ]	[ɔ]
Low	Tense			
	Lax	[æ]		[ɑ] [ɑ:]

(adapted from Justice, 2004)

**Figure 2.3** Charting Vowel



(Source: <https://www.sltinfo.com>)

In charting vowel sounds, four are three categories commonly used in linguists i.e. tongue elevation, position of the tongue elevation and lip shape as well as Length of vocalization. For example the sound [i:] is Tense High Front Unrounded which can be expounded as;

Length of vocalization	: Tense
Tongue elevation	: High
Position of the tongue elevation	: Front
Lip shape	: Unrounded

Explanation above based on monophthong sounds. Besides, there are also diphthong sounds. According to Hamann (2005: 18) English has 8 diphthongs, which are vowels that change character during their pronunciation, that is begin at one place and move towards another place. Compare for example the monophthong in word "Name" the vowel begins as [e], but then it moves towards [ɪ]. Therefore it is written [eɪ], as in [neɪm], with two symbols, one for how it starts and one for how it ends. The classification of diphthongs are :

[eɪ] : diphthong moving from mid front unrounded to high front unrounded

[aɪ] : diphthong low central unrounded to high front unrounded

[ɔɪ] : diphthong low back rounded to high front unrounded

[əʊ] : diphthong mid central unrounded to high back rounded

[aʊ] : diphthong low central unrounded to high back rounded

[ɪə] : diphthong high front unrounded to mid central unrounded

[eə] : diphthong mid front unrounded to mid central unrounded

Here are five simple and helpful decoding strategies to know how we

know if vowel in English is long or short:

- a) If there is one consonant after the vowel. It will be short, e.g.

Cut [kʌt]

It [ɪt]

- b) If two consonants after the vowel, it will be short, e.g.

Seat [si:t]

Food [fu:d]

- c) If the vowel stand alone. It will be long, e.g.

Go [gəʊ]

So [səʊ]

- d) If the 'e' is at the end of the word and it is preceded by another vowel. The 'e' is silent and the vowel will be long, e.g.

Name [neɪm]

Home [həʊm]

- e) If there is two vowels stood close together. The second vowel will be silent and the first vowel will be long, e.g.

Main [meɪn]

Lied [laɪd]

(Adapted from <https://english.stackexchange.com>)

#### 4. Causal factor of the student's production

According to Nsakla (1995) cause of error may be distinguished as error performance and error competence. In this section, we do not study about error but unnatural. Unnatural is different from error. According to Meriam-Webster Unnatural is not being in accordance with nature or consistent with a normal course of events. Thus, If the learner is inclined and able to correct a fault in his or her output, it is assumed that the form he or she selected was not the one intended, and we shall say that the fault is unnatural. If, on the other hand, the learner is unable or in any way disinclined to make the correction, we assume that the form the learner used was the one intended, and that is an error.

Therefore, this section adapts the causal factor of the student's production by the theory of Nsakla i.e.

- a. Unnatural Performance is unsystematic and not very serious, because the students themselves can correct them when their attention is drawn to them. These unnatural are attributed to carelessness, lapse of memory, illhealth, emotional health, etc., and they should not be worried. On the other hand, It is often closely related to lack of motivation. Many teachers will admit that it is not always the student's fault if he loses interest, perhaps the materials and or style of presentation do not suit him.

Performance is the real world linguistic output it may accurately reflect competence but it also may include unnatural speech. Performance may be flawed because of memory limitations, distractions, shifts of attention and interest and

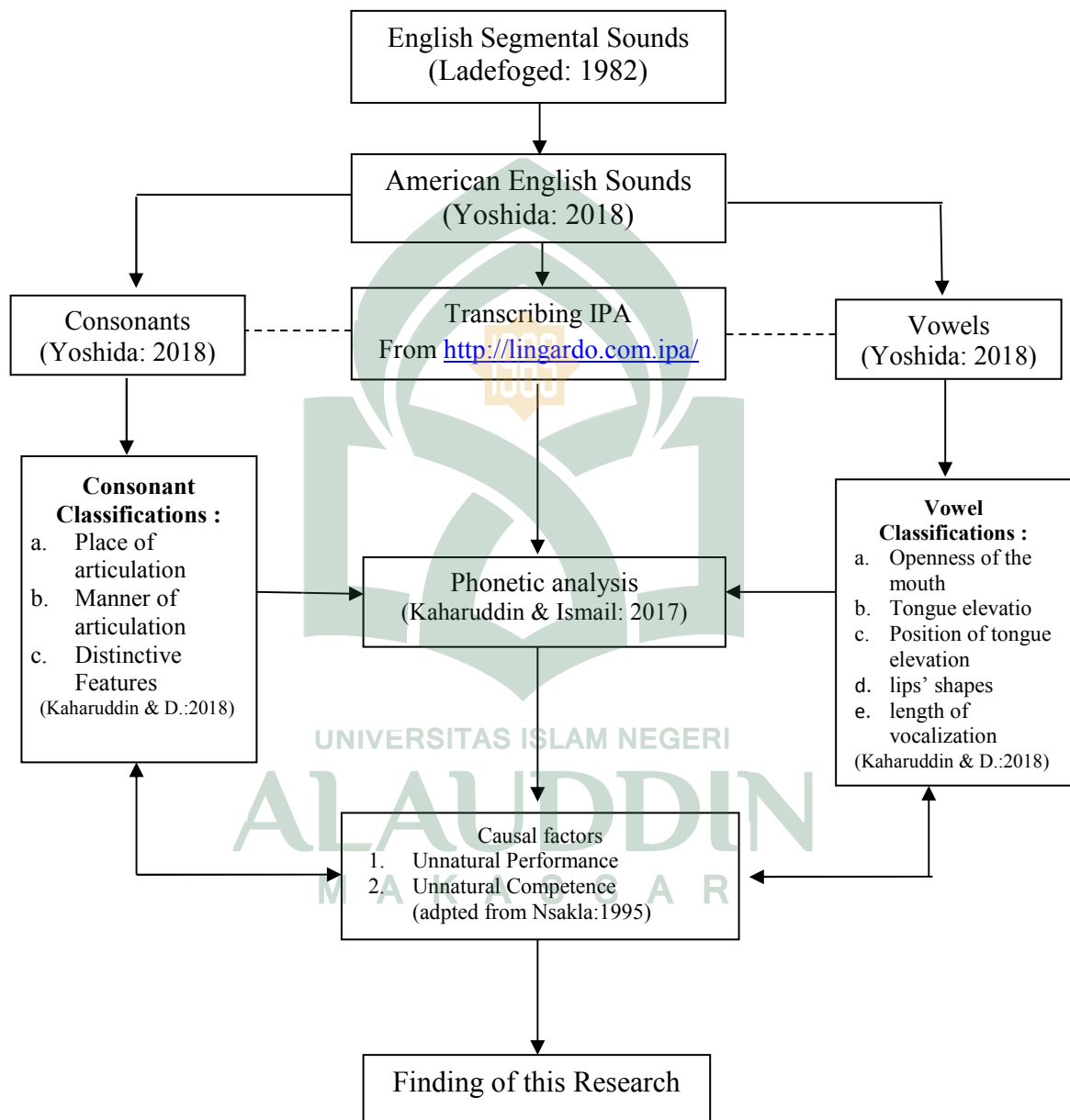
unnatural (random or characteristic) or other psychological factors. The performance of a speaker may not be fault free, even though his competence is perfect.

- b. Unnatural Competence is persistent and systematic and in consequenceserious, and their treatment calls for careful analysis to discover their cause. These unnatural represent the learners' traditional competence and *First language*. Norrish states that learning a language (a mothertongue or a foreign language) is a matter of habit formation. When someone tries to learn new habits the old ones will interfere the new ones. This cause of error is called first language interference”.

Competence is a person's underlying (subconscious) linguistic ability to create and understand sentence, including sentences that they hane never heard before. Linguistic competence includes components such as phonetics, phonology, semantics, syntax and morphology. Competence enables native speaker to recognize ambuous senteces or accept even apparently meaningless sentences as syntactically correct (and even making some sense).

### C. Conceptual Framework

The conceptual framework in this research is given in the following diagram:




**Figure 2.4:** Conceptual Framework Design



The researcher exposed a comprehensive theoretical framework of research. It aimed at giving direction to what extended the research was conducted. English Segmental sounds were fundamental to be used to answer the problem. Ladefoged (1982) states that vowel and consonants can be thought of as the segment of which speech is composed. The first problem can be answered by using theory phonetic of American English sounds. According to Yoshida (2018) Consonants are sounds in which the air stream meets some obstacles in the mouth on its way up from the lungs and Vowels are sounds in which the air stream moves up from the lungs and through the vocal tract very smoothly; there's nothing blocking or constricting it. Before analyzed, the researcher transcribed the student's speaking into International Phonetic Alphabet from <http://lingardo.com/ipa/>. Next, the student's production was analyzed by using notion of four categories of analysis by Kaharuddin and Ismail (2017) i.e. collecting, identifying, classifying and explaining. The purpose of this analysis was and to identify particular patterns of incorrect speech, Next, the researcher classified the incorrect sounds per category using theory Classification of Kaharuddin and Djuwairiah (2018) i.e. in the manner and the place of articulation for English consonant sounds and openness of the mouth, tongue elevation, position of tongue elevation, lips' shapes, as well as length of vocalization for English vowel sounds. Then, the researcher calculated the incorrect sound frequency. The last was explanation. In this part, the researcher drew conclusion. The conclusion was made from the data that get in data

collection. The researcher knew which incorrect sounds were frequently produced. The second problem can be answered gave questionnaire for the students. It was to find out the causal factors in producing English segmental sounds quality in terms of Unnatural Performance and Unnatural Competence (adapted from Nsakla:1995).



### CHAPTER III

#### RESEARCH METHOD

This chapter describes the procedure of the research in order to find answer of problems previously stated in chapter one and explain briefly kind of the research, population and sample, time and place of the research, research instrument, procedure of collecting data and technique of Data Analysis

##### **A. *Research Method***

In this research, the researcher used descriptive method. Arikunto (2013: 234) defines descriptive research as research which intends to collect information about anything that happens in that place according to the naturalistic occasion. As stated by Bogdan and Biklen (1982:145) qualitative analysis as working with data, organizing it, breaking it into manageable units, synthesizing it, searching for patterns, discovering what important and what is to be learned and deciding what you will tell others

The qualitative research was the method used by researcher to analyze segmental sounds produced by the students of English Education Department intake 2015 (PBI 1.2) at UIN Alauddin Makassar.

## ***B. Population and Sample***

### **1. Population**

Arikunto (2013: 173) defines population is all of the subjects who are connected to the research. The population of the research was the students of English Education Department 1&2 intake 2015 which consisted of 38 students at UIN Alauddin Makassar

### **2. Sample**

Sample is the most of representative of who are researched (Arikunto, 2013:174). The process of gaining the sample of study, the researcher used purposive sampling to find sample. Purposive sampling is one of form in nonprobability sampling which is also referred to judgment sampling, it means that sample elements judged to be typical, or representative for the research, the sample was chosen from the population. The samples were selected according to their English proficiency levels. The identification of English proficiency levels students is based on their TOEFL PBT (Paper Base Test) scores.

In general, we recognize three levels of mastery of foreign languages, namely Basic Level (Elementary), Intermediate Level (Intermediate) and Advanced (Advanced). TOEFL score, experts typically classify the language of this score into the following four levels:

- a. Elementary Level (Elementary): 310 sd 420
- b. Lower Secondary Level (Low Intermediate): 420 sd 480

- c. Secondary Level (High Intermediate): 480 sd 520
- d. Advanced (Advanced): 525 sd 677 (Carson, et al., 1990).

The score 310 to 420 indicates that the students' English skill is still standard (or even low). While, the value 450 to 499 indicates the ability of English is above average, but there is some things need to be reviewed, it could be listening, structure, or reading aspect, based on the lowest aspect.

Based on explanation above, the researcher chose the high intermediate because the ability of the students was good enough. The students who got the high intermediate score must have good ability in English. For instance, in listening section of TOEFL, they must not answer the question well if they did not understand what the speaker said. The students could understand because they knew the elements of sounds that produced by the speaker. Those who already achieve high intermediate levels were included in this research.

### **C. Research Setting**

This research was conducted in UIN Alauddin Makassar which was located in Jl. HM. Yassin Limpo No 36 Romang Polong. This research conducted on 31<sup>st</sup> May 2017- 27<sup>th</sup> August 2018.

### **D. Research Instrument**

Arikunto (2013:160) states that instrument is tools or facilities used by the writer in collecting the data in order to make his or her work easier and the result is better. Therefore, the researcher concluded that instrument took an important role in the research.

## 1. Picture Description Tasks

Picture Description Tasks were designed to collect data. Picture Description Tasks provided to ask the student describing the four series pictures for at least 5 minutes (*see appendix 1*). The students had got to speak about the pictures. Picture Description Tasks were conducted to know the specific sounds that were commonly correct and incorrect.

## 2. Questionnaire

Sugiyono (2016:199) defines questionnaire is a written instrument consisting of questions to be answered or statements to be responded by respondents. A questionnaire may take closed form or an open form. Closed form questionnaire asked the respondents to choose their answers or opinions. This questionnaire used in this research was Open and Close. The close parts answer the questions about Yes/No question while the Open parts answer the questions that include with reasons. In Open ended question, the response alternatives are not limited by the examiner or test item. In other hand, closed ended question include a prompt, stem, or elicitation followed by alternative response or answers.

In agreement with Kaharuddin and Burhanuddin A. (2017) the questionnaires contained questions divided into five main sections i.e. Background Information, Abilities, Problems, Priorities, and Attitudes. Semi-structured interviews were used for cross checking the data derived from the

questionnaires about the students' language skills, topics, and language functions. This instrument was used to get more specific information to answer the research question, to know what the factors that made the students produced unnatural English segmental sounds. This case adapted theory from Nsakla (1995) and distinguished as unnatural performane and unntural competence.

**Table 3.1.** *Specification of Instrument of Causal Factors of Unnatural Segmental sound produced by the students*

<b>The Causal Factors</b>	<b>Indicator</b>
Unnatural Performance	Lack of motivation to learn phonetic
	Lack of memory
	Mother tongue interference
	Sleep of the tongue
	Less practice
Unnatural Competence	Unfamiliar with the sound
	Unknown how to pronounce
	Lack of knowledge

Table above showed the specification of theory about the causal factors of unnatural English segmental sound production. There are some indicators why the students produce the sounds unnatural. These indicators adjusted to the students answer in questionnaires.

#### ***E. Data Resources***

The primary data processing that resources were taken from the students of English Education Department 1&2, it was about 10 people. The researcher decided to take these students who got High intermediate of TOEFL because the

researcher thought that the students had enough abilities and knowledge in English.

The mainly qualitative data of this research was taken from student descriptions and questionnaire outcomes. The student description was given to the students were aimed to analyze how the students produce English segmental sounds. The students' questionnaires were also used to find out the factors involving in the students' segmental sounds production.

#### ***F. Procedure of Collecting Data***

The steps in collecting the data were as follows:

##### 1. Pre- recording directions

At the beginning of data collection, the researcher used the following pre-recording directions to generate speeches and utteranced of the respotence of this study. These directions were provided in the data collection instruments along with the series pictures. The pre-recording directions could be shown as follows:

- a. Please look at the 4 pictures below
- b. I'd like you to tell me the story that the pictures show
- c. Starting with picture number 1 and going through picture number 4
- d. Please take 1 minute to look at the pictures and think about the story
- e. Do not begin the story until you are ready to do because you are going to be recorded.

(Adapted from Kaharuddin, 2010:17)



## 2. Picture Description Task

After reading all the pre recording directions, the students were allowed to look at the pictures shown on the data instrument for at least 60 seconds. The researcher gave some pictures, and the researcher asked the student individually to explain the pictures for at least 3 minutes. Next, the student had got to start speaking about the pictures.

## 3. Recording

While the student described the picture, the researcher recorded using recorder like handphone to analyze the data. Recorder meant an instrument for recording sounds, picture or both. The output of the recording file for each student was saved in the form of digital files.

## 4. Transcribing

After the recording was completed, we listened carefully to speech sounds and transcribed the students' speaking. In this case, the reasearcher kept a permanent account of the student voices in producing English by writing them down and making correct or incorrect in every English sound. The symbol was used in the process of the transcribing is based on IPA or the International Phonetic Alphabet from <http://lingardo.com.ipa/>.

### 3. Questionnaire

After the data had been transcribed, the specific sounds that were commonly correct and incorrect sounds were identified from the utterances provided by the students. Next, they were given questionnaire individually. Questionnaire was conducted to find out the students' factors producing correct and incorrect sounds.

#### ***G. Technique of Data Analysis***

This technique provided information such as how often (frequencies) a certain incorrect sounds occur in English produced by the students, how often (frequencies) a certain possible factors of the correct and incorrect in English segmental sound productions produced by the students.

Based on the research, the researcher, in analyzing the data used the following procedure according to Kaharuddin, and Ismail (2017), analysis refers to four systematic steps:

#### 1. Collection

In this first step, the researcher collected the data by recording the students' speaking and transcribed into International Phonetic Alphabet.

#### 2. Identification

After the students' speaking had been collected, the researcher identified the data whether natural or unnatural sounds by the students based on IPA (International Phonetic Alphabet).

### 3. Classification

The researcher classified the incorrect items per category, *and then* the researcher calculated the incorrect sound frequency, according to Anas Sudjiono (2015) it is called relative frequency distribution whose formula as follows:

$$P = \frac{f}{N} \times 100\%$$

Note:

P: Symbol of percentage

F: The number of incorrect type

N: The total number of incorrect type. (Anas Sudijo, 2015:43)

### 4. Explanation

The last was explanation. The last step, the researcher explained and discussed the causal factor of unnatural sounds produced by the students

## CHAPTER IV

### FINDINGS AND DISCUSSIONS

This chapter consists of two sections. The first section deals with the findings show the result of the research that related to the study of unnatural sounds produced by the students of English Education Department intake 2015 and the second one is discussions that shows the interpretation of the findings.

#### A. Findings

The findings of this research showed two things i.e. *The first*; a phonetic analysis of the students' sounds production in terms of place of articulation, manner of articulation as well as distinctive features for American English (AE) production of consonant sounds, and openness of the mouth, tongue elevation, position of tongue elevation, lips' shapes, as well as length of vocalization for the production of English vowel sounds. *The second*; detailed explanation about contributory factors to the production of segmental sounds quality in terms of unnatural competence and unnatural performance factors

This research addressed the issue of American English (AE) sound production with special attention to segmental sounds produced by students of English Education Department at UIN Alauddin Makassar. Descriptive method was used to carry out this study with the support from two data collection instruments i.e. picture description task and questioner. Picture description task was conducted on 25 March 2018 in English Education Department 1&2 intake 2015 class at UIN Alauddin Makassar. The total respondents were 10 students. All the respondents were female.

This research was analyzed by using notion of four categories of analysis by Kaharuddin and Ismail (2107) i.e. collecting, identifying, classifying and explaining.

*The first step was collection*, the researcher collected the data by recording the students' speaking and transcribed into International Phonetic Alphabet from <http://lingardo.com.ipa/> (see Appendix II). There were **one thousand and forty four (1044) words speech** produced by ten (10) respondents (see Appendix III for consonant sound and Appendix 6 for vowel sound).

*The second step was identification* of the students' production, the researcher underlined the specific sounds were commonly unnatural in segmental sounds produced by the students. The unnatural students' production of segmental sounds occurred not only in consonant but also in vowel sounds of American English (AE). The result of identifying the students' production in consonant sounds of AE was found **443 unnatural consonant sounds** and **351 unnatural vowel sounds** out of 1044 words produced by the students.

*The third step was classification*. The researcher classified the incorrect sounds per category in terms of place of articulation, manner of articulation as well as distinctive features for the production of English consonant sounds, and openness of the mouth, tongue elevation, position of tongue elevation, lips' shapes, as well as length of vocalization for the production of English vowel sounds (see Appendix IV). Then, the researcher calculated the incorrect sound frequency by percentages and put it into the table as shown in the following table.

**Table 4.1** Percentages of the Students' Production of Consonant Sounds

No.	Sound Category	Total Unnatural sounds	Percentages
1.	[p] voiceless bilabial stop	-	-
2.	[b] voiced bilabial stop	-	-
3.	[m] voiceless bilabial nasal	-	-
4.	[f] voiceless labiodentals fricative	-	-
5.	[v] voiced labiodentals fricative	60	13.54 %
6.	[θ] voiceless dental fricative	10	2.26%
7.	[ð] voiced dental fricative	169	38.15 %
8.	[t] voiceless alveolar stop	25	5,64%
9.	[d] voiced alveolar stop	-	-
10.	[n] voiced alveolar nasal	-	-
11.	[l] voiced alveolar lateral	1	0.23 %
12.	[s] voiceless alveolar fricative	-	-
13.	[z] voiced alveolar fricative	91	20.54 %
14.	[dʒ] voiced palatal affricative	3	0.68%
15.	[tʃ] voiceless palatal affricative	64	14.44 %
16.	[j] voiceless palatal glide	-	-
17.	[ʃ] voiceless palate-alveolar fricative	18	4.06 %
18.	[ʒ] voiced palate-alveolar fricative	1	0.23 %
19.	[r] voiced palate-alveolar glide	-	-
20.	[k] voiceless velar stop	-	-
21.	[g] voiceless velar stop	-	-
22.	[ŋ] voiced velar nasal	-	-
23.	[h] voiceless glottal fricative	-	-
24.	[w] voiced labiovelar glide	1	0.23 %
<b>TOTAL</b>		<b>430</b>	<b>100</b>

Source: Primary Data Processing

The table above indicated that the highest unnatural sound of AE consonant sounds made by the students was the sound [ð] about 38.15%. There were 169 unnatural sounds of sound [ð]. Basically, the sound [ð] can be described through three categories, i.e. distinctive features or the activity of vocal cord, the place of articulation and the manner of articulation. In this case, sound [ð] was voiced dental fricative. In producing this sound, the students frequently uttered the sound into [d] in

the initial position and [t] in the final position. In the word ‘the’ the student mostly pronounced it as [de] whereas the correct was [ðə]. in the word ‘with’ should be pronounced as [wɪð] but the students pronounced it as [wɪt]. In the sound [d], the students changed the manner and place of articulation of the sound from dental and fricative to alveolar and stop. In the sound [t], the students also changed the distinctive feature, the manner and place of articulation of the sound from voiced dental fricative to voiceless alveolar stop.

The second highest unnatural American English (AE) sound made by the students was the sound [z] about 91 incorrect sounds (20.54%). To make this particular sound appropriate, we needed to pay attention to specific sound production. Based on the activity of vocal cord or distinctive Features, it was a voiced sound, it was alveolar based on the place of articulation and it was fricative based on the manner of articulation. This sound was found in Indonesian sounds but it was rarely used and mostly found in initial sound, therefore the students got difficulties when uttering the sound in final position of words. Moreover, sound [z] commonly produced as [s]. The position that the students substituted the sound [z] with [s] occurred in two position; medial and final. The substitution in medial position occurred in the words ‘enthusiasm’ [ɪnˈθuzi,æzəm] and it was pronounced as [anˈtusi,asəm]. In the final position happened in the words ‘raise’ [reɪz], applause [əˈplɒz], because [brɪkəz] and memorize [memə,raɪz]. They were pronounced as [raɪs], [əˈplaus], [brɪˈkaus], and [ˈmemo,raɪs]. This was because the sound [z] and [s] had similarity between manner and place of articulation, but the distinction only on

the state of vocal cord; the sound [z] is voiced and the sound [s] was voiceless. This was also because the Indonesian students were used to pronouncing the word the same as the written of it. As we know that English Language had the distinction between the written of the word and how to pronounce it.

The third highest unnatural American English (AE) sound was found 64 incorrect sounds [ʃ] (14.44%) made by the students. This sound could be described into three classifications i.e. it was voiceless based on the activity of vocal cord, it was palatal based on the place of articulation and it was affricative based the manner of articulation. Producing sound [ʃ] was problem that students faced in producing sounds. In simplicity, the substitutions of the sound [ʃ] are sound [c] and sound [s]. The substitution of the sound [ʃ] occurred in three positions; initial, medial and final. The initial position could be seen from the word ‘choose’ [tʃuz]. It was produced as [cuz]. The replacement of the medial position of the sound [ʃ] occurred in the words ‘picture’ [ˈpɪktʃər] and ‘question’ [ˈkwɛstʃən]. The word ‘picture’ was pronounced as [ˈpɪkcər] by the students. It was substituted from sound [ʃ] to sound [c]. Actually, the sound [ʃ] and [c] has similarity in the place of articulation. The students only changed the manner of articulation of the sound [θ] from affricative to stop or plosive. On the other hand, the sound [ʃ] is substituted with sound [c]. While the word ‘question’ was pronounced [ˈkwɛssən] and it was substituted from sound [ʃ] with sound [s]. In the change of the [ʃ] I with sound [s], the students changed the manner and place of articulation of the sound [ʃ] from palatal and affricative to alveolar and fricative. The word ‘such’ [sʌʃ], the students pronounced [suc] ([ʃ] in the final position).



The fourth highest unnatural sound was the sound [v] about 60 unnatural sounds (13.54%) detected out of 430 unnatural sounds. The sound [v] described as a voiced labiodentals fricative, which meant that the speaker articulated based on the distinctive features or the activity of vocal cord was voiced, it was labiodentals based on place of articulation and it was fricative based on the manner of articulation. The sound [v] was pronounced like voiceless labiodentals fricative sound [f] by the students. Indonesain and English had this sound, but the students sometimes got difficulties in uttering the sound correctly when they spoke. This was because the sounds [v] and [f] had similarity in the manner and place of articulation, but the distinction only on the state of vocal cord; the sound [v] was voiced and the sound [f] was voiceless. On the other hand, the students substituted the sound [v] with the sound [f]. The position that the students substituted the sound [v] with [f] occurred in three position; initial, medial and final. It could be seen from the pronunciation of word ‘voice’ [vɔɪs] that was pronounced as [foɪs] by the students (v in the initial position). In the medial position, it could be seen from pronunciation of words ‘deliver’ [dɪˈlɪvər] and ‘seven’ [ˈsevən]. The students uttered the word [deˈlɪfər] and [sefen]. Finally, the substitution in the final position occurred in the words ‘give’ [gɪv], ‘move’ [mʊv], ‘of’ [ʌv] and ‘have’ [hæv]. The words were produced as [gɪf], [mʊf], [ʌf] and [hæf]. In three position of the substitution performed by the students occurred phonological environments. It is preceded or followed by vowel.

The fifth highest unnatural American English (AE) sound was sound [t] about 25 incorrect sounds (5.64%). To produce this sound it needed to pay attention to the activity of vocal cord, place and manner of articulation, it was voiceless alveolar stop Indonesian and English had this sound, but the students sometimes got difficulties in uttering the sound in the middle and final position. Like in the word 'student' which should be pronounced as ['studənt], but the students pronounced it as ['scudən]. In pronouncing [t] sound most of the students tended to substitute it with [c] and in the final position, it was omitted by the students.

The sixth unnatural AE production made by the students was sound [ʃ] about 18 incorrect sounds (4.06 %). This sound was described into three classifications i.e. it was voiceless based on the activity of vocal cord, it is palate-alveolar based on the place of articulation and it was fricative based the manner of articulation. This sound also did not exist in Indonesian sound. Therefore, the students got some difficulties to produce correctly. This sound also did not exist in Indonesian sound, therefore the students got some difficulties to produce correctly. This was because the sounds [ʃ] and [s] had the distinction on the place; the sound [ʃ] is palate-alveolar and the sound [s] was alveolar but similarity in the manner of articulation. In simplicity, the students substituted the sound [ʃ] with the sound [s]. The substitution of the sound [ʃ] occurred in three positions; initial, medial and final. The initial position could be seen from the word 'she' [ʃi]. It was produced [si] by the students. Next, the change of the medial position of the sound [ʃ] occurred in the words 'section' ['sɛkʃən] and 'appreciate' [ə'pri:ʃi,ert]. The words was pronounced ['sɛksən] and [ə'prisi,ert] by the students.

Finally, in final position the word ‘English’ [ˈɪŋɡlɪʃ], the students pronounced [ˈɪŋɡlɪs].

The seventh unnatural AE production made by the students was sound [θ]. The number of unnatural sound that students made in pronouncing sound [θ] was about 10 incorrect sounds (2.23%). Voiceless dental fricative meant that the activity of vocal cord should be voiceless, the place of articulation should be dental and the manner of articulation should be fricative. In pronouncing sound [θ] most of the students tended to replace it with sound [t]. It might be because the absence of this sound from Indonesian phonetic system, so it is quite difficult for them to pronounce this sound. The students changed the manner and place of articulation of the sound [θ] from dental and fricative to alveolar and stop or plosive. The position that the students substituted the sound [θ] with [t] occurred in three positions; initial, medial and final. The initial position can be seen from the pronunciation of words ‘think’ [θɪŋk], ‘thing’ [θɪŋ], ‘thanks’ [θæŋks], and ‘third’ [θɜːrd]. The students pronounced [tɪŋk], [tɪŋ], [tæŋks], and [tɜːrd]. The substitution in medial position occurred in the words ‘something’ [ˈsʌmθɪŋ] and ‘enthusiasm’ [ɪnˈθuːzɪ.æzəm]. The students changed them to [ˈsʌmtɪŋ] and t [ɪnˈtuzɪ.æzəm]. Finally, in the final position happens in the word ‘forth’ [fɔːθ]. It produced [fɔːt]. In three positions of the substitution performed by the students occurred phonological environments. It is preceded or followed by vowel.

The eighth unnatural American English (AE) production made by the students was sound [dʒ]. It is indicated that there are 3 incorrect sounds (0.68%) in uttering this sound. Based on the distinctive feature or the activity of vocal cords, sound [dʒ] was classified as voiced, it was palatal sound based on place of articulation and it was affricative based on manner of articulation. It was substituted with [j]. For example; in the word subject, it should be pronounced [sʌbdʒɪkt] but the students pronounced as ['sʌbjɛk]. As matter of fact, the sound [dʒ] and [j] could be considered as the same sounds, especially if the two sounds were observed from the activity of vocal cord and the place of articulation. But those two sounds were different from the manner of articulation. The sound [dʒ] was affricative while the sound [j] was stop.

The ninth unnatural American English (AE) production made by the students was sound [l]. Voiced alveolar nasal meant that the distinctive feature or the activity of vocal cords was classified as voiced, it was alveolar sound based on place of articulation and it was nasal based on manner of articulation. It could be seen from the table [l] voiced alveolar lateral had 1 incorrect sound (0.23%). It occurred in the word 'talk'. This word should be pronounced as [tɔk]. It should be omitted when it was pronounced but the students articulated [tɔlk]. The students added the sound [l] because they did know that when it should be omitted.

The next unnatural American English (AE) production made by the students was sound [w]. The sound [w] was produced Voiced labiovelar glide which meant that the distinctive feature or the activity of vocal cords was classified as voiced, it was palatal sound based on place of articulation and it was affricative based on

manner of articulation had 1 incorrect sounds (0.23%). It occurred in the word ‘answer’ [ˈænsər]. This word should be articulated as [ˈænswər]. It was different from word above. This sound was not omitted but added by the students.

The last unnatural American English (AE) production made by the students was sound [ʒ]. Basically, the sound [ʒ] can be describe through three categories, that is distinctive features or the activity of vocal cord, the place of articulation and the manner of articulation. In this case, sound [ʒ] was voiced palate-alveolar fricative, it could be seen from the table above there were 1 incorrect sound (0.23%). The students replaced it with sound [z]. It can be seen from word ‘usual’. It should be articulated [ˈjuʒəwəl] but it was articulated [yuzuwal] by the students.

**Table 4.2** *The Percentages of the Students’ Production of Vowel Sounds*

No	Sound Category	Total Unnatural Sounds	Percentages
1	[i:] Tense High Front Unrounded		
2	[ɪ] Lax Mid High Front Unrounded	34	9.69%
3	[u:] Tense High Back Rounded		
4	[ʊ] Lax Mid High Back Rounded		
5	[ə] Lax Mid Central Unrounded		
6	[ɔ] Lax Mid High Back Rounded		
7	[ɛ] Lax Mid low Front Unrounded	23	6.56%
8	[ə] Lax Mid Central Unrounded	70	19.94%
9	[ʌ] Lax Low Central Unrounded	14	3.99%
10	[ɒ] Tense Mid Back Rounded	18	5.13%
11	[æ] Lax Low Front Unrounded	135	38.46%
12	[ɑ] Lax Low Back Rounded	23	6.55%
13	[oʊ] Tense Mid Back Rounded To High Back Rounded	11	3.13%
14	[ai] tense low central unrounded to high front unrounded		

15	[aʊ] Tense Low Central Unrounded To High Back Rounded	1	0.28%
16	[ɔi] Tense Mid Back Rounded to High Front Unrounded		
17	[eɪ] Tense Mid Front Unrounded to High Front Unrounded	22	6.27%
<b>TOTAL</b>		<b>351</b>	<b>100%</b>

Source: Primary Data Processing

Based on the table, the students' production had problems in some specific sounds, especially in American vowel sounds. It is important to clarify the unnatural vowel sounds through the following description from the most frequent to least frequent.

The data analyzed by the researcher indicated that the highest problem in producing AE sound [æ] was about 135 unnatural sounds (38.46%). Producing the sound [æ] can be described as Lax Low Front Unrounded. This meant that the sound [æ] was produced in the front part of the tongue. The position of the tongue was low and the shape of lips is unrounded as well as the terms of this sound was known as lax or short vowel. In this case, the students frequently uttered this sound into [a] and [e]. The substitution of the sound [æ] occurred in two positions. Firstly, the initial position could be seen from the words such as 'activity' [æk'tɪvəti]. It was pronounced [ak'tɪviti] by the students. The word had the sound [æ] in the initial position was changed with sound [a]. In this case, tongue elevation, lips shape and length of vocalization were still the same as uttering the sound [æ] but the fact that producing the sound [æ] should be in the front part of the tongue but the students

produced in central part of the tongue. Secondly, the medial position could be seen from the word 'class'. It should be pronounced [Klæs] but the students pronounced as [klas]. The sound [æ] not only changed with sound [a] but also sound [e] such as in the word 'has'. It should be produced [hæz] but the students pronounced [hes]. The sound [e] did not exist in American sounds, it was only in British Sound and Indonesian Sounds but the sound [e] was similar to the sound [ɛ] in American Language. The sound [ɛ] was produced in the front part of the tongue and the position of tongue is mid low.

The second highest unnatural AE of vowel sounds produced the sound [ə] because Indonesian had sound that similar to pronounce [ə]. The students tended to replace the sound [ə] with sounds [o], [u], [a], [e] and [i]. Firstly, the replacement of the sound [ə] with [o] could be seen from the word 'Conclude' [kən'klud]. Most of the students pronounced as [kon'klud]. The differences when the students pronounced this sound were in the position of the tongue and lips shape. In the position of the tongue the students should be in the central position but they pronounced it in the back part of the tongue. The lips shape of the students also should be unrounded but they made it rounded. Secondly, the replacement of the sound [ə] with [u] could be seen from the word 'Illustrate' [ɪlə,streɪt]. It was produced [ɪlu,streɪt] by the students. In this case, the students changed the tongue elevation, the position of the tongue and lips shape of the sound [ə]. They produced it in the high and back part of the tongue and made rounded their lips. Thirdly, the replacement of the sound [ə] with [a] could be seen from the word 'material' [mə'tɪriəl] and he students produced [ma'terial]. In

this case, position of the tongue, lips shape and length of vocalisation were still the same as uttering the sound [ə] but the fact that producing the sound [ə] should be in the middle position of the tongue but the students produced in low position of the tongue. Fourthly, the replacement of the sound [ə] with [e] could be seen from the word 'Explanation' [ˌɛksplə'neɪʃən]. It was produced [ˌɛksplə'neɪsən] by the students. The sound [e] did not exist in American sounds, it was only in British Sound and Indonesian Sounds but the sound [e] is similar to the sound [ɛ] in American Language. The sound [ɛ] was produced in the front part of the tongue and the position of tongue is mid low. Thus, the difference occurred in position of the tongue. Finally, the replacement of the sound [ə] with [i] could be seen from the word 'Activity' [æk'tɪvəti]. Most of the students pronounced as [ak'tiviti]. The sound [i] was produced in middle front of the tongue. Therefore, the differences occurred in the tongue elevation and position of the tongue.

The third highest unnatural AE of vowel sounds frequently made by the students was sound [ɪ] about 34 incorrect sounds (9.69%) made by the students. The sound [ɪ] changed with sound [e]. The sound [e] was similar to the sound [ɛ] in American Language. Hence, it was produced as lax mid low front unrounded. Therefore, the problem of the students occurred in tongue elevation. The substitution of the sound [ɪ] occurred in two positions. Firstly, the initial position could be seen from the word 'explain' [ɪk'spleɪn]. It was pronounced [ek'spleɪn] by the students. Secondly, the medial position could be seen from the word such as pronouncing



['ma'terial]. It had to be [mə'tɪriəl] but the students changed the sound [ɪ] into sound [e].

The fourth highest unnatural AE of vowel sound frequently made by the students was [ɑ]. The sound [ɑ] should be produced Lax Low Back Rounded. This meant the sound [ɑ] was produced in the back part of the tongue. The position of the tongue was low and the shape of lips was rounded as well as the terms of this sound was known as lax or short vowel. Seen from the table, there were 23 unnatural sound of sound [ɑ] (6.56%). The problem that the students faced was tended to replace the sound [ɑ] with sounds [o], [a] and [ə]. The replacement occurred in two positions; initial and middle. Firstly, the replacement of the sound [ɑ] with sound [o] performed in the word 'process' ['prɑ,sɛs]. It was pronounced ['pro,sɛs.] by the students (middle position). In this case, the difference was only in the tongue elevation. The fact that producing the sound [ɑ] should be in the low position of the tongue but the students produced in middle position of the tongue. Secondly, the replacement of the sound [ɑ] with sound [a] performed in the word 'Smart' [smart] (middle position). It was pronounced [smart] by the students. In this case, the differences occurred in the position of the tongue and in the shape of lips. Producing the sound [ɑ] should be in the back part of the tongue and rounded shape of lips but the students produced it in the central part of the tongue and their lips were unrounded. The last, the replacement of the sound [ɑ] with sound [ə] performed in table in the word 'Opportunity' [ˌɑpər'tunəti]. It was pronounced [ˌəpər'tunəti] by the students (initial position). The

fact that the sound [ɑ] should be produced Lax Low Back Rounded. In the students' production, they articulated as Lax Mid Central Unrounded.

The fifth highest AE of vowel sounds produced by the students was [ɛ]. The sound [ɛ] had 23 unnatural sounds (6.56%) Producing the sound [ɛ] was Lax Mid low Front Unrounded. This meant the sound [ɛ] is produced in the front part of the tongue. The position of the tongue was mid low and the shape of lips was unrounded as well as the terms of this sound was known as lax or short vowel. The problem that the students faced when pronouncing the sound [ɛ] was they tended to produced it into sound [eɪ]. They replaced the sound [ɛ] into diphthong. It was because the students followed the written of the word that also contained diphthong.

The sixth highest incorrect sound produced by the students was sound [eɪ]. The percentage incorrect sound that students made in pronouncing sound [eɪ] was 6.27% (22 unnatural sounds). In producing this sound, it should be Tense Mid Front Unrounded to High Front Unrounded which meant that it was produced in the front part of the tongue. The position of the tongue was from mid to high and the shape of lips was unrounded as well as the terms of this sound was known as tense. The substitution of the sound [eɪ] with sound [aɪ] could be seen from the word 'Say' [seɪ]. This was pronounced as [saɪ] (final position). The substitution of the sound [eɪ] happened in two positions; middle and final. Firstly, the substitution of the sound [eɪ] with sound [aɪ] could be seen from the word 'Say' [seɪ]. This was pronounced [saɪ] (final position). The sound [eɪ] sould be produced in the front part of the tongue but the students produced it in the central part of the tongue. Besides, the position of the

tongue was from mid to high but they pronounced it from low to high. Secondly, the substitution of the sound [eɪ] with sound [e] could be seen from the word ‘Make’ [meɪk]. It was pronounced [mek] by the students (middle position). In producing the sound, the tongue position of the students was in middle, but it should be in middle to high and the term of the sound should be tense but they made it Lax or short vowel. Thirdly, the substitution of the sound [eɪ] with sound [i] could be seen from the word ‘Great’ [greɪt]. The students pronounced as [grɪt] (middle position). In this case, the students produced the sound [eɪ] only in the high position. The fact that it should be in the middle to high and the term of the sound should be tense but they made it Lax or short vowel.

The seventh highest AE of vowel sounds produced by the students was sound [ɔ]. The sound [ɔ] was described in four features i.e. the position of back part of the tongue was in the middle and the shape of lips was rounded as well as the terms of this sound is known as lax or short vowel. The sound [ɔ] had 14 unnatural sounds (5.13%). The sound [ɔ] was substituted with sound [a] and [au]. The substitution happened in two positions. The first is initial position of the word. The substitution of the sound [ɔ] with sound [a] could be seen from the word ‘All’ [ɔl], it was pronounced [all]. The sound [ɔ] was described in four features i.e. the position of back part of the tongue was in the middle and the shape of lips is rounded as well as the terms of this sound was known as lax or short vowel. The problem in students’ production happened to the the position of the tongue which produced in central part of the tongue and also the tongue elevation which was in the low part of the tongue.

The second was in the middle position. The substitution of the sound [ɔ] with sound [au] could be seen from the word ‘Applause’ [ə'plɔz] and it was pronounced [ə'plaus]. In this case, the problems occurred in all terms in classification of vowel sound.

The eighth unnatural AE of vowel sounds produced by the students was sound [ʌ]. Basically, the sound [ʌ] is produced in the central part of the tongue. The position of the tongue is mid low and the shape of lips is unrounded as well as the terms of this sound is known as lax or short vowel. In this case, the sound [ʌ] was lax mid low unrounded. Based the table, there were 14 unnatural sounds (3.99%) when producing this sound [ʌ]. The sound [ʌ] was substituted with sound [a] and [o]. The substitution happened only in medial position. The substitution of the sound [ʌ] with sound [a] could be seen from the word ‘Some’ [sʌm] and it was pronounced [sam]. The sound [ʌ] and sound [a] had similarity in the part of tongue that the sound produced, in central part of the tongue but the distinction was in the position of the tongue. The sound [ʌ] was in mid low position while the sound [a] in low position. While the substitution of the sound [ʌ] with sound [o] could be seen from the word ‘front’ [frʌnt] and it was pronounced [front]. In this case, the differences were in position of the tongue and lips shape. The sound [o] produced in back part of the tongue and rounded lips while the sound [ʌ] in central part of the tongue and unrounded lips.

The next unnatural AE of vowel sounds produced by the students was [ou] sound. The data analyzed by the researcher indicated that the students had 11 unnatural sounds (3.13%). The sound [ou] was produced in the back part of the

tongue. The position of the tongue from mid to high and the shape of lips was unrounded as well as the terms of this sound was known as tense. The students replaced the sound [oʊ] with sound [o] and [u]. The replacement occurred in three positions; initial, medial and final. The first is in initial position. The word ‘opening’ [ˈoʊpənɪŋ] was produced [ˈopənɪŋ] by the students. This was because the written of the words had pure vowels no diphthong. Therefore, the students were conscious to pronounce it. It also happened to the word ‘chose’ [ˈʃoʊz]. It was pronounced [ˈʃuz] by the students. In the final position, it could be seen from the word ‘also’ [ˈɔlsoʊ] that was produced [ˈɔlso].

The last was sound [aʊ]. It had 1 unnatural sound (0.28%) made by the students. In producing the sound [ɪ], it should be from the central to back of the tongue. The position of the tongue was from low to high and the shape of lips is from unrounded to be rounded. The terms of this sound was known as tense. In this case, the sound [aʊ] changed with sound [oʊ]. This occurred in medial position. It could be seen from the word ‘now’ [naʊ] but the students pronounced [noʊ].

*The last step of analysis was explanation.* This part presents the result of questionnaire that had been given to the students. The questionnaire was used to find out factors of the unnatural sounds produced by the students of English Education Department at UIN Alauddin Makassar.

To find out factors, students are asked to answer questions according their unnatural sounds for each student. The result shows that the students at least encountered two factors as they pronounced both consonants and vowels i.e.

Unnatural Performance and Unnatural Competence. Let us take look at the following table.

**Table 4.3.** *The questioner results of causal factor produced by the respondents*

<b>The Causal Factors</b>	<b>Problems uttering the specific sound</b>	<b>Total Occurances</b>	<b>Percentages</b>
Unnatural Performance	Lack of motivation	7	5.07 %
	Lack of memory	4	2.90 %
	Mother tongue interference	22	15.94 %
	Sleep of the tongue	11	7.97 %
	Less practice	22	15.94 %
Unnatural Competence	Unfamiliar with the sound	20	14.49 %
	Unknown how to pronounce	21	15.22 %
	Lack of knowledge	19	13.77 %
Other possible	Cannot differentiate two sounds	12	8.70 %
<b>TOTAL</b>		<b>138</b>	<b>100 %</b>

Source: Primary Data Processing

The table above shows that the unnatural sound occurred potentially because of mother tongue interference about 15.94%. The unnatural sound production occurred when some American English consonants were absent in Indonesian sounds. Therefore, almost all of them changed American English sound into Indonesian Sounds which have close inventories with English sounds.

The students did not have good ability in producing English sounds because they did not practice more or only used English at their college. It was also the most problem that produced unnatural sound by the students. There was not partner that they want to practice to speak. Although there was partner, they

could not be correct each other. It was because their partner was not native speaker.

They never practice and learn English especially from the way the native speaker pronounces the sound. As the result, we can say that the students did not have good ability in producing English sounds because they did not practice more or only used English at their college. Therefore, based on the table there are 14.49% stated that they were unfamiliar with the sound. They could pronounce correctly if the word familiar with them.

Next, there were 13.77% of the students stated unnatural sounds production was caused due to lack knowledge. Although the students had learnt phonetic in the college but they still made unnatural sounds. It was because they limited knowledge of the phonetics. It was because their teacher did not teach effectively in their class. Limited time in learning phonetic in the class made the students could not propose some questions for the lecturer. Thus, the students did not understand. Therefore, they feel not interesting to learn it. The problem was lack of motivation about 5,07%. The student did not have high motivation because they did not interest in learning phonetic. As the result, they did not produce English sound well and sometimes they forgot.

The last, there were 2.90% states that they faced problem due to lack of memory. The students had known how to pronounce the specific sounds but they sometimes forgot when they used in speaking. Sometimes they did not focus

when they were speaking. Conclusively, the most problem of unnatural sounds produced by the students was mostly caused by unnatural performance.

## B. Discussions

The discussions show the interpretation of the findings about the unnatural students' production of consonant and vowel sound and the factor of the unnatural students' production which performed by the students are described below;

*The first;* a phonetic analysis of the students' sounds production in terms of place of articulation, manner of articulation as well as distinctive features for production of consonant sounds and openness of the mouth, tongue elevation, position of tongue elevation, lips' shapes, as well as length of vocalization for vowel sounds. Based on the findings, the researcher found the students of English Education Department intake 2015 (PBI 1&2) at UIN Alauddin Makassar produced some unnatural consonant sounds are [v], [θ], [ð], [z], [ʃ], [ʒ], [t], [dʒ], [ʒ], [l] and [w]. Beside consonants, the production of unnatural vowel sounds are [æ], [ou], [ɑ], [eɪ], [ə], [ɔ], [ʌ], [ɛ], [ɪ], [aʊ].

The finding is similar to Nilawati (2008) research conducted *The Fossilized Phonetic Errors of the English Department Students of Andalas University*. Based on the research, she conclude that the error consonant omission are [t], [d], and [k], the error consonant selection were [v], [θ], [ð], [z], and [ʒ]. The errors vowel selection are [ɔ], [æ], [ɛ], [ɑ],[ɪ] and [ə], and the errors of diphthong selection are [ou], eə], [əʊ] and [eɪ]. The difference Nilawatis' finding of this research are in unnatural sounds were [l], [w], [ʃ], [ʒ] for consonants and [ʌ] for vowels.



Dwi Ardeni Amalia (2010) also commented in her research ‘the students’ errors analysis in pronouncing English sound’. Her research indicated that the students still made some errors in pronouncing English sounds which were still mispronounced by the 7 students were in nasals /ŋ/, fricative /ʒ/, /ð/, /θ/, and /ʃ/, affricative /tʃ/ and /dʒ/ long vowels /i:/, /ɜ:/, /u:/, /ɔ:/and /a:/, and also short vowels /ɪ/, /eɪ/, /æ /, /ə/, /ʌ/, /ʊ /, and / /□/. The result of the research indicated the student had difficult in pronouncing some English consonantal sounds that do not exist in Indonesian sounds, even those consonantal sounds which seem similar to some Indonesian sounds. They have differences in distinctive features, manner and place of articulation.

*The second;* The explanation about causal factors to the production of segmental sounds, the finding shows the unnatural sound production occurred potentially because of mother tongue interference and less practice.

The finding is reinforced by the result of research conducted by Nur Phadilah (2018) who conducted research untitled *The causal factors of Bugis-Bone Accent Interference on the pronunciation in English Conversation*. She has found that the causal factors of Bugis- Bone Accent interference on the pronunciation in English conversation because the difference phoneme produced by Bugis native speakers and English native speaker in some areas of phoneme.

The finding is similar to Faishol Hadi (2015) research conducted *An Analysis of ESL Students’ Segmental Phonemes in Pronunciation Class*. According to the data analysis, the differences segmental phonemes between English and Bahasa Indonesia

cause students' difficulty in pronouncing several English segmental phonemes. His finding indicated that the students' mother tongue influences the unnatural sound production.

As the respondents stated that;

*"It is sometimes influenced by my habit in recognizing and pronouncing Indonesian alphabet"*.(The statement of respondent 2 was taken from the questionnaire on 14 September 2018)

*Maybe because of my first language so I got difficult to produce it"*. (The statement of respondent 5 was taken from the questionnaire on 13 September 2018).

*"Because it is not my first language and rarely used it in my communication"*. (The statement of respondent 8 was taken from the questionnaire on 11 September 2018).

The statement above shows that the unnatural sound production occurred when some English consonants were absent in Indonesian sounds. Therefore, almost all of them changed the English sound into Indonesian Sounds which have close inventories with English sounds.

The respondent also stated that;

*"The factor is less practice in producing those vowels in speaking English"*. (The statement of respondent 2 was taken from the questionnaire on 13 September 2018)

*"I rarely practice of speaking and I don't really know about diphthong sound"*.(The statement of respondent 9 was taken from the questionnaire on 10 September 2018)

The students did not have good ability in producing English sounds because they did not practice more or only used English at their college. There was not partner

that they want to practice to speak. They never practice and learn English especially from the way the native speaker pronounces the sound.

Nilawati (2008) also claimed that the causes of the fossilized phonetic errors include three factors. Firstly, the students apply the phonological rules of their mother tongue to those of the target language. Secondly, the students are insufficiency in English mastering, visible low proficiency, lack acculturation, transfer, input, or corrective feedback. Thirdly, the complexity of the English itself often causes the students to get confused.

As the respondents stated that;

*“Sometimes I cannot distinguish the [θ] and [ð] sounds in some words”.*(The statement of respondent 2 was taken from the questionnaire on 13 September 2018).

*“Too much vowels sounds to distinguish and it is very confusing”.*(The statement of respondent 2 was taken from the questionnaire on 13 September 2018)

*“Sometimes I confused about these two sounds due to my lack of exercise.* (The statement of respondent 10 was taken from the questionnaire on 13 September 2018).

What Nilawati and respondents stated is relevant to Syafei (1988) explains th reasons why English is difficult for Indonesian learners as follows:

*“English is quite difficult for Indonesian learners because of two cases. First, the difficulties are because of irregular spelling of English. it offers poor guidance to its pronunciation. Second, the difficulties are due to inference (negative transfer from Indonesian to target language (English))”.*

With respect to the above Siti Nadziroh (2015) also comments that source of errors happen because of most of students just memorizing how to pronounce, avoidance the difficult phonemes as the result of the lack knowledge of correct

pronunciation and the meaning of English word, the students' inability to recognize the words, the students' difficulty to pronounce those new sounds as they are not trained to pronounce such sounds since they were children.

*"Because I am not familiar with sound"*. (The statement of respondent 1 was taken from the questionnaire on 12 September 2018)

*"Because I never learn how to pronounce correctly"* (The statement of respondent 6 was taken from the questionnaire on 11 September 2018)


*"It was naturally because I have no knowledge of it"*. (The statement of respondent 7 was taken from the questionnaire on 11 September 2018)

*"I did not know the difference of the sound"* (The statement of respondent 4 was taken from the questionnaire on 13 September 2018).

The statement above is also relevant to Ghulamullah and Dr. Mohd Hilmi Bin Hamzah (2017) research conducted *English Language Segmental Awareness of Pakistani Elementary English Teachers*. Their research was distributed to explore the teachers' academic and professional education and to find out their opinions about the usefulness of these segments. Although most of teachers were interested in studying the segments, they never studied them properly and they were unable to recognize the symbols.

The results of the researches indicate that the English students are really facing serious problem regarding consonants and vowel productions. In this case there were some problems out of the causal factors. As the researcher explained at the previous chapter, this case adapted theory from Nsaka (1995) about the causal factors of unnatural AE segmental sound production. This theory distinguished as unnatural performance and unnatural competence. Each of the causal factors type had indicators.

The indicators of unnatural performance in this research included; lack of motivation, lack of memory, mother tongue interference, sleep of the tongue and less practice. The indicators of unnatural competence in this research included; unfamiliar with the sound, unknown how to pronounce the sound and lack of knowledge. In this research, the unnatural sound occurred potentially because of unnatural performance.



## CHAPTER V

### CONCLUSION AND SUGGESTION

This chapter consists of two sections. The first section deals with the conclusion that related to the unnatural sounds produced by the students of English Education Department 1&2 intake 2015 and the second one is devoted to the suggestion related to this research.

#### A. Conclusion

The conclusion stated based on the analysis of phonetic in terms the segmental sounds. The first problem can be answered by the result of Picture Description Task. This was used to find out the sounds was incorrect to be pronounced. Based on the findings of the research and discussion, the researcher concluded that the students of English Education Department intake 1&2 intake 2015 at UIN Alauddin Makassar produced some unnatural sounds such as [ð], [z], [ʃ], [v], [t], [ʃ], [θ], [dʒ], [l], [z], [w]. Besides consonants, vowels were produced unnaturally by the students. Those are [æ], [ə], [ɪ], [ɑ], [ɛ], [eɪ], [ɔ], [ʌ], [oo], [aʊ].

The second problem can be answered by the result of questionnaire given to the students. This was used to find out factors of unnatural sounds produced by the students. The finding of causal factors was found in this research were the unnatural sound occurred potentially because of mother tongue interference and less practice.

## **B. Suggestion**

Based on the conclusion above, there are some important things that can be suggested in this research and hopefully can be useful for the reader:

1. For students, they have to be getting the awareness about the important of having a good pronunciation and how to spell the word correctly to get understandable in speaking. and hopefully this research can help to know about it.
2. For English lecturers, they can then give treatment to the students towards their unnatural sounds. The treatment can be made as a focus of developing students' pronunciation proficiency weakness which can be seen by reviewing the tabulation of the pronunciation errors. The weakest features of their pronouncing proficiency can be indicated by the features of pronouncing error which occur the most.
3. For the next research, the researcher hopes that they can learn more and prepare everything to make a good research and can follow up this research.

## BIBLIOGRAPHY

- Amalia, Dwi Ardeni. *Error Analysis in Pronouncing English Sound Made by the Fifth Semester Students of Makassar Muhammadiyah University*. 2010.
- Arikunto, Suharsimi. *Prosedure Penelitian: Suatu Pendekatan Praktik*. Jakarta :2013.
- Bogdan, R. C., & Biklen. *Qualitative research for education: An introduction to theory and Methods*. Boston Allyn and Bacon,Icp. 1982.
- Chaira, Salwa *Interference Of First Language In Pronunciation Of English Segmental Sounds (A Case Study In Darul Ulum Islamic Boarding School Banda Aceh)*. 2014
- Coniam, D. *Technology as an Awareness-raising Tool for Sensitising Teachers to Features of Stress and Rhythm in English*. *Language Awareness*, 11(1), 30-42. 2002. (02 December 2017). Retrieved from: [http://ijhssnet.com/journals/Vol\\_2\\_No\\_3\\_February\\_2012/17.pdf](http://ijhssnet.com/journals/Vol_2_No_3_February_2012/17.pdf)
- Crane, Ben, L. and his friends. *Introduction to Linguistics*.Canada: Little Brown & Company Boston Toronto, 1981.
- Crystal, David. *A First Dictionary of Linguistics and Phonetics*. Cambridge: Cambridge University Press, 1982.
- Depdiknas, *Undang-Undang No. 20 tahun 2003 tentang Sistem Pendidikan Nasional*, Jakarta: Depdiknas
- Derwing, T. and Munro, M. *Second Language Accent and Pronunciation Teaching: a Research-based Approach*. *TESOL Quarterly* 39, III, 379– 398, 2005.
- Djajaningrat, I. *The Mapping of Pronunciation Error*.Jakarta: Universitas Darma Persada. 2011.
- Ghulamullah & Hilmi, Mohd. *English Language Segmental Awareness of Pakistani Elementary English Teachers*. *International Journal of English language, Literture and Translation Studies ( IJELR)*. Vol. 4, 488-495. 2017.
- Guntari ,Anggi K. *Sundanese Students' Production Of English Dental Fricative Consonant Sounds Vol 2 Number1 , 75-84, April 2013*.
- Hadi, Faishol *An Analysis of ESL Students' Segmental Phonemes in Pronunciation Class*. 2015



- Hakim, Abd. Y. and Kaharuddin. *Syllabus Design fo English Language Teaching Second Edition*. Jakarta: Prenadamedia Group. 2018
- Hamann, Cornelia and Carmen Schmitz. *Phonetics And Phonology* . University of Oldenburg, 2005.
- Kaharuddin, Andi. and Burhanuddin A. *Using needs analysis to develop English teaching materials in initial speaking skills for Indonesian college students of English*. The Turkish Online Journal of Design, Art and Communication TOJDAC. 419-436. 2017
- Kaharuddin, Andi. and Djuwairiah A. *English Phonetics for Indonesia Learners of English*. Trust Media Publishing. Yogyakarta. 2018
- Kaharuddin, Andi. and Ismail L. *The Essential of Discourse Analysis for Teaching as A Foreign Language*. Trust Media Publishing. 2017.
- Kaharuddin, Andi. Detecting Errors In English Made By Intermediate Indonesian Learners Of English. *Kuriositas; Media Komunikasi dan Keagamaan*, 9 (1), 1-19. 2010
- Kaharuddin, Nanning. *The Problems of Indonesian College EFL Learners in Listening Comprehension*. *Jurnal Ilmu Budaya*. Vol 2, No. 2, December, 2014
- Kepmendiknas. *The Decree of Minister of National Education No. 045/U/2002*: Jakarta
- Ladefoged, Peter. *A course in Phonetics*. NewYork: Harcourt Brace Jovanich, 1982
- Meduna Alexander. *Grammar With Context Conditions and their Application*. London: Wiley Publications. 2005.
- Nadzirah, Siti. "Error pronunciation made by fourth semester of English department at IAIN Tulungagung". 2015.
- Nilawati, *The Fossilized Phonetic Errors of the English Department Students of Andalas University ( An Interlanuage Study)*. Padang. 2008.
- Nskla, Lengo. *What is an Error?*. English Teaching Forura: 1995.
- Phadhilah, Nur, Hamdan Juhannis, & Sitti Nurpahmi. *The causal factors of Bugis-Bone Accent Interference on the pronunciation in English Conversation*. [online] Accesss on June 2018. <http://www.journal.uin-alauddin.ac.id>.

- Risdianto, Faizal. *A Phonological Analysis on the English Consonants of Sundanese EFL Speakers. Jurnal Arbitrer. Vol-4 No. , 27-37..* 2017
- Roach, P. *English Phonetics and Phonology.* Cambridge : Cambridge University Press. 1983.
- Ruben, Vijver. *Introduction to Phonology.* April. 2014.
- Strauss, A., & Corbin, J. *Basic of the qualitative research: Grounded theory procedures and techniques.* Newbury Park; Sage Publication, inc. 1990.
- Sudijo, Anas. *Pengantar Statistik Pendidikan.* Jakarta:, Rajawali Press, 2015.
- Sugiyono. *Metode Penelitian Pendidikan.* Bandung; Alfabeta, 2016
- Syafei, Anas. 1988. *English Pronunciation: Theory and Practice.* Jakarta: Departemen Pendidikan dan Kebudayaan Direktorat Jenderal Pendidikan Tinggi Proyek Pengembangan Lembaga Pendidikan Tenaga Kependidikan.
- Vlack, S. *The Consept in Pronunciation.* Cambridge, 2005.
- Williamson G, English Speech Sounds: Vowel. Retired from <https://www.sltinfo.com/ess101-charting-vowels/> .2018.
- Yoshida M, (2018). The Consonant of American English. Retired from <http://ocw.uci.edu/upload/files/consonants.pdf>. 2018.
- Yoshida M, The Vowels of American English. Retired from <http://ocw.uci.edu/upload/files/vowels.pdf>. 2018.
- Website:  
<http://lingardo.com/ipa/>  
<https://english.stackexchange.com>

## APPENDIX I

### Picture Description Task

#### Personal Information :

Reg. Number :

Age :

Gender :

Department :

No. HP :


#### Introduction :

The aims of this Picture Description Task is to describe how the students of English Education Department utter English segmental sounds. In this case, the researcher will assess the students' ability in uttering English segmental sounds. English segmental sound consists of consonants and vowels.

#### Direction :

1. Look at the picture carefully !
2. Please describe the picture about 3 minutes. Raise your voice and produce the sounds clearly.
3. Starting with the picture number 1 till number 4
4. Before describing the picture, take 1 minute to pay attention and think about the picture.
5. To get the accurate data, the researcher will record the sounds. Do not begin the story without instruction from the researcher.

The series pictures are presented as follows :



UNIVERSITAS ISLAM NEGERI  
**ALAUDDIN**  
M A K A S S A R

## APPENDIX II

### THE STUDENTS PRODUCTION OF DESCRIPTION TASK

#### RESPONDEN 1

There is a teacher who conducted English learning in the class with some students. In The First section, the teacher do opening by saying greeting such as good morning and how are you to the students. After that, the teacher explain about the subject or the material that has explained last week. Asking the students question and asking the students to raise their hand who knows the answer of the question from the teacher. Some students raise their hand and the next teacher chose one of them. The students who raise his hand answer the question correctly. Everybody or every student gives applause to the students who answer question correctly.

#### RESPONDEN 2

As we now that, They are doing teaching and learning process. The first picture explain that the teacher want to explain something and ask questions to the students. The second picture says that there are some students who raise their hand. It means they want to answer question from the teacher. The third picture, one of them who raise their hand is point out by the teacher. The students answer the question. May the answer is correct or something make teacher appreciate the student answer. It is explained in the forth picture. So, the teacher claps her hand with other students. It seems like she are giving positive reinforcement to the student who answer the question.

#### RESPONDEN 3

The first table is like a teacher who teaches her students. She explain some material. It' like Teacher maybe asks some questions section that related to what has talked before. There are some students raise their hand. The third Finally there is one student that who picked by teacher and explain the question have given before. The last picture, after the students explain the answer for the teacher question before. Maybe the students answer the question correctly. The teacher clap her hand and all the student clap their hand because already answer the questions.

#### RESPONDEN 4

In the first picture, there is a teacher and there are several students. As usual teacher will explain the material to the students. Next picture, the teacher is asking to their student about something that related to the material. There are 4 students who

raise their hands in order to answer question that uttered by the teacher. The teacher already choose one student to answer the question. The student who already chosen by the teacher explain the answer. The forth picture, The teacher giving some reward to the students who answer the question by asking their friends to giving applause to the friend who have already answer the question

#### RESPONDEN 5

The first picture tells us about in the class there is a teacher and some students which they are studying English. A teacher give explanation about English. The teacher check the student attention with some question. Some students enthusiasm raise hand to answer the question. The teacher chose one students to answer the question. The teacher give reinforcement to appreciate the student who have answer the question

#### RESPONDEN 6

The first picture is about teaching activity in the class. The teacher gives great explanation for the students to know ability of the students or the previous knowledge about the material. The second picture, Teacher gives one question for the student. Four of students try to answer that question. The teacher chose one of them to answer the question. One of the students speaks and explain about his answer. To appreciate braveness and confident for great opinion teacher and all, the students give applause for his effort.

#### RESPONDEN 7

The teacher is introducing material to her students. Then, She asks a question. Some students raise their hand to answer the teacher question. The teacher points the students who sit in front of her to answer question. After the student answer the question, the teacher is giving applause to the student

#### RESPONDEN 8

Today is Monday. Ms. Bella comes to the class to seven grade class to teach about English. Firstly, Ms. Bella is doing greeting to the student and asking about their condition. After that, Ms. Bella asked about previous the materials. She asks their student to raise their hand if they want to speak. Some of students raise their hand and Ms Bella points them one by one. After the students explain what they know about the previous material. Ms bella appreciates them by saying greet and thanks and ask all of the students to giving applause.

## RESPONDEN 9

In the first picture, when we see from this picture. This activity seems like there is a teacher stand up in front of the classroom and the teacher explain the material in front of the classroom for the students. It is such as giving warming up or maybe the teacher asking materials or invite student to memorize last material. Or maybe she explain materials today

Move to the next picture, we could see this activity. It is asking section maybe. It seems like Teacher asking material for the students and there are some students raise their hands briefly. And I think they are smart enough because almost all students here raise their answer. It means that they have a good answer.

It seems like answer section, there is one student here stand up and deliver his opinion and answer the question from the teacher maybe. And I see student speak briefly, confidently to the teacher

After deliver his opinion, I see in this picture. Teacher give reward and all student here giving reward also by giving applause to one student who briefly and confidently deliver his opinion. I think that the last section all those activities in the classroom.

## RESPONDEN 10

This is the sequential picture. The first picture illustrate that the dozen is describing something. The students listening carefully with this How to say illustrated from their eyes contacting to their teacher.

In this second picture, I can conclude that this is the hard work of the teacher give the opportunity for the students to give first feedback, asking clarification and giving addition by raising their hand

Moving to the third picture, This is where one of the chosen students' speaking. The teacher has been chosen which one of the students being choose or selected to speak and he stand up to speak. So, this is one voice rule or something done here

Everybody claps their hand. So this is like appreciation, this is the feedback in educational psychology called as reinforcement or giving appreciation to pick up what good thing that he have done

### APPENDIX III

#### THE STUDENTS' PRODUCTION OF CONSONANT SOUNDS OF AMERICAN ENGLISH

List of respondent	No.	Words	Students' Productions	International Phonetic Alphabet	Code
R E S P O N D E N T  1	1.	there	dər	ðer	7
	2.	is	ɪs	ɪz	13
	3.	a	ə	ə	
	4.	teacher	'tɪçər	'tɪʃər	15
	5.	who	Hu	hu	
	6.	conducted	kən'dʌktɪd	kən'dʌktəd	
	7.	english	'ɪŋɡlɪs	'ɪŋɡlɪʃ	17
	8.	learning	'lɜːnɪŋ	'lɜːrnɪŋ	
	9.	in	ɪn	ɪn	
	10.	the	də	ðə	7
	11.	class	klæs	klæs	
	12.	with	wɪt	wɪð	7
	13.	some	Sam	sʌm	
	14.	students	'sɪdʌnts	'studənts	8
	15.	in	ɪn	ɪn	
	16.	the	də	ðə	7
	17.	first	fɜːrst	fɜːrst	
	18.	section	'sɛkʃən	'sɛkʃən	17
	19.	the	də	ðə	7
	20.	teacher	tɪʃər	'tɪʃər	
	21.	do	du	du	
	22.	opening	oʊpənɪŋ	'oʊpənɪŋ	
	23.	by	baɪ	baɪ	
	24.	say	seɪ	'seɪ	
	25.	greeting	grɪtɪŋ	'grɪtɪŋ	
	26.	such	sʌc	sʌʃ	15
	27.	as	as	æz	13
	28.	good	ɡʊd	ɡʊd	
	29.	morning	mɔːrnɪŋ	'mɔːrnɪŋ	
	30.	and	end	ænd	
	31.	how	haʊ	haʊ	



32.	are	ar	ar	
33.	you	jʊ	jʊ	
34.	to	tu	tu	
35.	the	də	ðə	7
36.	students	'studənts	'studənts	
37.	after	ɑftər	'æftər	
38.	that	dət	ðæt	7
39.	teacher	'tɪʃər	'tɪʃər	
40.	explain	ek'spleɪn	ɪk'spleɪn	
41.	about	ə'baʊt	ə'baʊt	
42.	the	də	ðə	7
43.	subject	'sʌbjɛk	'sʌbdʒɪkt	14
44.	or	ɔr	ɔr	
45.	the	də	ðə	7
46.	material	me'tɪəriəl	mə'tɪriəl	
47.	that	dət	ðæt	7
48.	has	hez	hæz	13
49.	explained	ek'spleɪnd	ɪk'spleɪnd	
50.	last	lɑs	læst	
51.	week	wɪk	wɪk	
52.	ask	ɑsk	'æsk	
53.	the	də	ðə	7
54.	student	'studənt	'studənt	
55.	a	ə	ə	
56.	question	'kwɛʃiən	'kwɛstʃən	15
57.	and	ænd	ænd	
58.	ask	ɑsk	'æsk	
59.	the	də	ðə	7
60.	student	'studənt	'studənt	
61.	to	tu	tu	
62.	raise	reɪz	reɪz	13
63.	their	deɪr	ðeɪr	7
64.	hand	hænd	hænd	
65.	who	hu	hu	
66.	knows	nəʊz	nəʊz	13
67.	the	də	ðə	7
68.	answer	'ɑnsər	'ænsər	
69.	of	ɒf	əv	15
70.	question	'kwɛʃiən	'kwɛstʃən	15
71.	from	fɹɒm	fɹɒm	
72.	the	də	ðə	7

73.	teacher	'tɪʃər	'tɪʃər	
74.	some	sʌm	sʌm	
75.	students	'studənts	'studənts	
76.	raise	raɪs	reɪz	13
77.	their	deɪr	ðeɪr	7
78.	hand	hænd	hænd	
79.	and	ænd	ænd	
80.	the	də	ðə	7
81.	next	nekst	nekst	
82.	teacher	'tɪʃər	'tɪʃər	
83.	chose	çus	tʃoʊz	15, 13
84.	one	wʌn	wʌn	
85.	of	ɒf	əv	13
86.	them	dem	ðem	7
87.	the	də	ðə	7
88.	student	'studənt	'studənt	8
89.	who	hu	hu	
90.	raise	raɪs	reɪz	13
91.	his	hɪs	hɪz	13
92.	hand	hænd	hænd	
93.	answer	'ænsər	'ænsər	
94.	the	də	ðə	7
95.	question	'kwɛsʃən	'kwɛstʃən	15
96.	correctly	kə'rektli	kə'rektli	
97.	everybody	'ɛvri badi	'ɛvri badi	5
98.	or	ɔr	ɔr	
99.	every	'ɛfəri	'ɛvəri	5
100.	student	'studənt	'studənt	
101.	give	gɪv	gɪv	5
102.	applause	ə'plɔs	ə'plɔz	
103.	to	tu	tu	
104.	he	də	ðə	7
105.	student	'studənt	'studənt	
106.	who	hu	hu	
107.	answer	ænsər	'ænsər	
108.	question	kwɛsʃən	'kwɛstʃən	15
109.	correctly	kə'rekli.	kə'rektli.	
110.	as	æs	æz	13
111.	we	wi	wi	
112.	now	naʊ	naʊ	

<b>R E S P O N D E N T  2</b>	113.	that	dæt	ðæt	7
	114.	they	deɪ	ðeɪ	7
	115.	are	ɑr	ɑr	
	116.	doing	duɪŋ	'duɪŋ	
	117.	teaching	ti:çɪŋ	'ti:çɪŋ	15
	118.	and	ænd	ænd	
	119.	learning	lɜ:niŋ	'lɜ:niŋ	
	120.	process	'prɒses	'prɑ:ses.	
	121.	the	də	ðə	7
	122.	first	fɜ:st	fɜ:st	
	123.	picture	'pɪkʃər	'pɪkʃər	15
	124.	explain	ek'spleɪn	ɪk'spleɪn	
	125.	that	dæt	ðæt	7
	126.	the	də	ðə	7
	127.	teacher	'ti:tʃər	'ti:ʃər	15
	128.	want	wɒnt	wɑnt	
	129.	to	tu	tu	
	130.	explain	ek'spleɪn	ɪk'spleɪn	
	131.	something	'sʌmtɪŋ	'sʌmθɪŋ	6
	132.	and	ænd	ænd	
	133.	ask	ɑsk	æsk	
	134.	questions	'kwɛstʃəns	'kwɛstʃənz	15 , 13
	135.	to	tu	tu	
	136.	the	də	ðə	7
	137.	students	'studənts	'studənts	
	138.	second	'sekənd	'sekənd	
	139.	picture	'pɪkʃər	'pɪkʃər	
	140.	says	sez	sez	13
141.	that	dæt	ðæt	7	
142.	there	ðeə	ðeə	7	
143.	are	ɑr	ɑr		
144.	some	səm	səm		
145.	student	'studənt	'studənt		
146.	who	hu	hu		
147.	raise	reɪz	reɪz	13	
148.	their	ðeə	ðeə	7	
149.	hand	hænd	hænd		
150.	it	ɪt	ɪt		
151.	means	mins	minz	13	
152.	they	deɪ	ðeɪ	7	

153.	want	wɒnt	want	
154.	to	tu	tu	
155.	answer	'ænsər	'ænsər	
156.	question	'kwɛsɪən	'kwɛstʃən	15
157.	from	fɹɒm	fɹɒm	
158.	the	də	ðə	7
159.	teacher	'tɪʃər	'tɪʃər	
160.	the	də	ðə	7
161.	third	tɜrð	θɜrð	6
162.	picture	'pɪktʃər	'pɪktʃər	
163.	one	wʌn	wʌn	
164.	of	ɒf	əv	5
165.	them	dəm	ðəm	7
166.	who	hu	hu	
167.	raise	raɪz	reɪz	13
168.	their	deɪr	ðeɪr	7
169.	hand	hænd	hænd	
170.	is	ɪz	ɪz	13
171.	point	pɔɪnt	pɔɪnt	
172.	out	aʊt	aʊt	
173.	by	baɪ	baɪ	
174.	the	də	ðə	7
175.	teacher	'tɪʃər	'tɪʃər	
176.	the	də	ðə	7
177.	students	'studeɪnts	'studeɪnts	
178.	answer	'ænsər	'ænsər	
179.	the	də	ðə	7
180.	question	'kwɛsɪən	'kwɛstʃən	15
181.	maybe	meɪbi	'meɪbi	
182.	the	ði	ði	7
183.	answer	'ænsər	'ænsər	24
184.	is	ɪz	ɪz	13
185.	correct	kə'rek	kə'rekt	
186.	or	ɔr	ɔr	
187.	something	'sʌmtɪŋ	'sʌmθɪŋ	6
188.	make	meɪk	meɪk	
189.	teacher	'tɪʃər	'tɪʃər	
190.	appreciate	e'prɪʃi'eɪt	ə'prɪʃi'eɪt	17
191.	the	də	ðə	7
192.	student	'studeɪnt	studeɪnt	
193.	answer	'ænsər	'ænsər	

194.	it	it	it	
195.	is	ɪs	ɪz	13
196.	explained	ek'spleɪnd	ɪk'spleɪnd	
197.	in	ɪn	ɪn	
198.	the	də	ðə	7
199.	forth	fɔrθ	fɔrθ	
200.	picture	'pɪktʃər	'pɪktʃər	
201.	so	soʊ	soʊ	
202.	teacher	'ti:tʃər	'ti:tʃər	
203.	clap	klep	klæp	
204.	her	hɜr	hɜr	
205.	hand	hend	hænd	
206.	with	wɪt	wɪð	7
207.	other	'ʌðər	'ʌðər	7
208.	students	'studənts	'studənts	
209.	it	ɪt	ɪt	
210.	seems	sɪms	sɪmz	
211.	like	laɪk	laɪk	
212.	she	ʃi	ʃi	17
213.	are	ɑr	ɑr	
214.	giving	'gɪvɪŋ	'gɪvɪŋ	5
215.	positive	'pɒzətɪv	'pɒzətɪv	13, 5
216.	reinforcement	reɪn'fɔ:smənt	reɪn'fɔ:smənt	
217.	to	tu	tu	
218.	the	də	ðə	7
219.	student	'studənt	'studənt	
220.	who	hu	hu	
221.	answer	'ænsər	'ænsər	
222.	the	də	ðə	7
223.	question	'kwɛstʃən	'kwɛstʃən	15
224.	first	fɜ:st	fɜ:st	
225.	table	'teɪbəl	'teɪbəl	
226.	is	ɪs	ɪz	13
227.	like	laɪk	laɪk	
228.	a	ə	ə	
229.	teacher	'ti:tʃər	'ti:tʃər	
230.	who	hu	hu	
231.	teach	'ti:tʃ	'ti:tʃ	
232.	her	hɜr	hɜr	
233.	student	'studənt	'studənt	
234.	she	ʃi	ʃi	17

<b>R E S P O N D E N T  3</b>	235.	explain	ek'splɛm	ɪk'splɛm	
	236.	some	sʌm	sʌm	
	237.	material	mə'teriəl	mə'tɪriəl	
	238.	picture	'pɪktʃər	'pɪktʃər	
	239.	it	ɪt	ɪt	
	240.	like	laɪk	laɪk	
	241.	teacher	'ti:tʃər	'ti:tʃər	
	242.	maybe	'meɪbi	'meɪbi	
	243.	asks	ɑ:sk	æsk	
	244.	some	sʌm	sʌm	
	245.	questions	'kwɛstʃənz	'kwɛstʃənz	15
	246.	section	'seksjən	'seksjən	17
	247.	that	dæt	ðæt	7
	248.	related	rɪ'leɪtɪd	rɪ'leɪtɪd	
	249.	to	tu	tu	
	250.	what	wʌt	wʌt	
	251.	has	hɛz	hæz	13
	252.	talked	tɔ:kt	tɔ:kt	11
	253.	before	bɪ'fɔ:ə	bɪ'fɔ:ə	
	254.	there	dɛə	ðɛə	7
	255.	are	ɑ:	ɑ:	
	256.	some	sʌm	sʌm	
	257.	students	'studeɪnts	'studeɪnts	
	258.	raise	reɪz	reɪz	13
	259.	their	dɛə	ðɛə	7
	260.	hand	hænd	hænd	
	261.	the	də	ðə	7
262.	third	tɜ:rd	θɜ:rd		
263.	finally	'fainəli	'fainəli		
264.	there	dɛə	ðɛə	7	
265.	is	ɪz	ɪz	13	
266.	one	wʌn	wʌn		
267.	student	'studənt	'studənt		
268.	that	dæt	ðæt	7	
269.	who	hu	hu		
270.	by	baɪ	baɪ		
271.	teacher	'ti:tʃər	'ti:tʃər		
272.	and	ænd	ænd		
273.	explain	ek'splɛm	ɪk'splɛm		
274.	the	də	ðə	7	
275.	question	'kwɛstʃən	'kwɛstʃən	15	

276.	have	hef	hæv	5
277.	given	'gɪfən	'gɪvən	5
278.	before	bɪ'fɔr	bɪ'fɔr	
279.	the	də	ðə	7
280.	last	last	læst	
281.	picture	'pɪktʃər,	'pɪktʃər,	
282.	after	'aftər	'æftər	
283.	the	də	ðə	7
284.	students	'studeɪnts	'studeɪnts	
285.	explain	ek'spleɪn	ɪk'spleɪn	
286.	the	dɪ	ði	7
287.	answer	'answər	'ænsər	
288.	for	fɔr	fɔr	
289.	the	də	ðə	7
290.	teacher	'ti:tʃər	'ti:tʃər	15
291.	question	'kwɛstʃən	'kwɛstʃən	15
292.	before	bɪ'fɔr	bɪ'fɔr	
293.	maybe	'meɪbi	'meɪbi	
294.	the	də	ðə	7
295.	students	'studeɪnts	'studeɪnts	
296.	answer	'ansər	'ænsər	
297.	question	'kwɛstʃən	'kwɛstʃən	7
298.	correctly	kɔ'rektli.	kə'rektli.	
299.	teacher	'ti:tʃər	'ti:tʃər	
300.	clap	klep	klæp	
301.	her	hɜr	hɜr	
302.	hand	hend	hænd	
303.	and	end	ænd	
304.	all	al	ɔl	
305.	the	də	ðə	7
306.	student	'studeɪnt	'studeɪnt	
307.	clap	klep	klæp	
308.	their	dɛɪr	ðɛr	7
309.	hand	hend	hænd	
310.	because	bɪ'kaʊs	bɪ'kɔz	13
311.	already	al'reɪdi	ɔl'reɪdi	
312.	answer	'answər	'ænsər	
313.	the	də	ðə	7
314.	question	'kwɛstʃən.	'kwɛstʃən	15
315.	in	ɪn	ɪn	
316.	the	də	ðə	7

<b>R E S P O N D E N T</b>	317.	first	fɜrst	fɜrst	
	318.	picture	'pɪkʃər	'pɪkʃər	15
	319.	there	dər	ðər	9
	320.	is	ɪs	ɪz	13
	321.	a	ə	ə	
	322.	teacher	'tɪʃər	'tɪʃər	15
	323.	and	ænd	ænd	
	324.	there	dər	ðər	7
	325.	are	ɑr	ɑr	
	326.	several	'sefərəl	'sevrəl	5
	327.	students	'studənts	'studənts	8
	328.	as	ɑs	æz	13
	329.	usual	'ju:zʊəl	'ju:zəwəl	18
	330.	teacher	'tɪʃər	'tɪʃər	15
	331.	will	wɪl	wɪl	
	332.	explain	ɪk'spleɪn	ɪk'spleɪn	
	333.	the	də	ðə	7
	334.	material	mə'tɪəriəl	mə'tɪəriəl	
	335.	to	tu	tu	
	336.	the	də	ðə	7
	337.	student	'studənt	'studənt	
	338.	next	nekst	nekst	
	339.	picture	'pɪkʃər	'pɪkʃər	15
	340.	the	də	ðə	7
	341.	teacher	'tɪʃər	'tɪʃər	
	342.	is	ɪs	ɪz	13
	343.	asking	'æskɪŋ	'æskɪŋ	
	344.	to	tu	tu	
	345.	their	dɛər	ðər	7
	346.	student	'studənt	'studənt	
	347.	about	ə'baʊt	ə'baʊt	
	348.	something	'sʌmtɪŋ	'sʌmθɪŋ	6
	349.	that	dət	ðæt	7
	350.	related	rɪ'leɪtɪd	rɪ'leɪtɪd	
	351.	to	tu	tu	
352.	the	də	ðə	7	
353.	material	mə'tɪəriəl	mə'tɪəriəl		
354.	there	dər	ðər	7	
355.	are	ɑr	ɑr		
356.	four	fɔr	fɔr		
357.	students	'studənts	'studənts		



358.	who	hu	hu	
359.	raise	rais	reɪz	13
360.	their	deɪr	ðeɪr	7
361.	hands	hends	hændz	
362.	in	ɪn	ɪn	
363.	order	ɔrdər	'ɔrdər	
364.	to	tu	tu	
365.	answer	ansər	'ænsər	
366.	question	kwɛssən	'kwɛstʃən	15
367.	that	dət	ðæt	7
368.	uttered	'atərd	'ʌtərd	
369.	by	bai	bai	
370.	the	də	ðə	7
371.	teacher	'ti:tʃər	'ti:tʃər	15
372.	already	al'reɪdi	ɔl'reɪdi	
373.	choose	ku:z	tʃu:z	15
374.	one	wʌn	wʌn	
375.	student	'studənt	'studənt	
376.	to	tu	tu	
377.	answer	'ansər	'ænsər	
378.	the	də	ðə	7
379.	question	'kwɛssən	'kwɛstʃən	15
380.	the	də	ðə	7
381.	student	'studənt	'studənt	
382.	who	hu	hu	
383.	already	al'reɪdi	ɔl'reɪdi	
384.	chosen	ku:sən	'tʃu:zən	15 , 13
385.	by	bai	bai	
386.	explain	ek'spleɪn	ɪk'spleɪn	
387.	the	də	ðə	7
388.	answer	'ansər	ði 'ænsər	
389.	the	də	ðə	7
390.	forth	fɔ:t	fɔ:θ	6
391.	picture	pɪktʃər	pɪktʃər	
392.	the	də	ðə	7
393.	teacher	'ti:tʃər	'ti:tʃər	
394.	give	'gɪv	'gɪv	5
395.	some	səm	səm	
396.	reward	rɪ'wɔ:d	rɪ'wɔ:d	
397.	to	tu	tu	

	398.	student	'studənt	'studənt	
	399.	who	hu	hu	
	400.	answer	ansər	'ænsər	
	401.	question	'kwɛssən	'kwɛstʃən	15
	402.	by	bai	bai	
	403.	asking	'æskɪŋ	'æskɪŋ	
	404.	their	dɛɪr	ðɛr	7
	405.	friends	frendz	frendz	13
	406.	to	tu	tu	
	407.	give	'gɪv	'gɪv	5
	408.	applause	ə'plɔs	ə'plɔz	13
	409.	to	tu	tu	
	410.	their	dɛɪr	ðɛr	7
	411.	friend	frend	frend	
	412.	who	hu	hu	
	413.	already	əl'reɪdɪ	əl'reɪdɪ	
	414.	answer	ansər	'ænsər	
	415.	the	də	ðə	7
	416.	question	'kwɛssiən	kwɛstʃən	15
<b>R E S P O N D E N T  5</b>	417.	the	də	ðə	7
	418.	first	fɜrst	fɜrst	
	419.	picture	'pɪktʃər	'pɪktʃər	
	420.	tells	tɛlz	tɛlz	13
	421.	us	əs	əs	
	422.	about	ə'baʊt	ə'baʊt	
	423.	in	ɪn	ɪn	
	424.	class	klæs	klæs	
	425.	there	dɛr	ðɛr	7
	426.	is	ɪz	ɪz	13
	427.	a	ə	ə	
	428.	teacher	'ti:tʃər	'ti:tʃər	
	429.	and	ænd	ænd	
	430.	some	səm	səm	
	431.	students	'studənts	'studənts	
	432.	which	wɪtʃ	wɪtʃ	15
	433.	is	ɪz	ɪz	13
	434.	they	dɛɪ	ðɛɪ	7
	435.	are	ɑr	ɑr	
	436.	study	'stʌdi	'stʌdi	
	437.	english	'ɪŋɡlɪʃ	'ɪŋɡlɪʃ	17
	438.	a	ə	ə	

439.	teacher	'tɪʃər	'tɪʃər	
440.	give	ɡɪv	ɡɪv	5
441.	explanation	ɛksplə'neɪsən	ɛksplə'neɪʃən	17
442.	about	ə'baʊt	ə'baʊt	
443.	english	'ɪŋɡlɪʃ.	'ɪŋɡlɪʃ.	
444.	the	də	ðə	7
445.	teacher	'tɪʃər	'tɪʃər	
446.	check	çɛk	tʃɛk	15
447.	student	stʊdənt	'stʊdənt	
448.	attention	ə'tenʃən	ə'tenʃən	17
449.	with	wɪt	wɪð	7
450.	some	səm	sʌm	
451.	question	'kwɛsʃən.	'kwɛstʃən.	15
452.	some	səm	sʌm	
453.	student	'stʊdənt	'stʊdənt	
454.	enthusiasm	ən'tʊzɪ'asəm	m'θuzɪ.æzəm	6, 13
455.	raise	raɪs	reɪz	13
456.	hand	hænd	hænd	
457.	to	tu	tu	
458.	answer	'ænsər	'ænsər	
459.	the	də	ðə	7
460.	question	'kwɛsʃən	'kwɛstʃən	15
461.	teacher	'tɪʃər	'tɪʃər	
462.	chose	çus	tʃoʊz	15
463.	one	wʌn	wʌn	
464.	student	'stʊdənt	'stʊdənt	8
465.	to	tu	tu	
466.	answer	'ænsər	'ænsər	
467.	question	'kwɛsʃən	'kwɛstʃən	15
468.	the	də	ðə	7
469.	teacher	'tɪʃər	'tɪʃər	
470.	give	ɡɪv	ɡɪv	5
471.	reinforcement	ˌrɪɪn'fɔːsmənt	ˌrɪɪn'fɔːsmənt	
472.	to	tu	tu	
473.	appreciate	ə'prɪʃi'eɪt	ə'prɪʃi'eɪt	17
474.	the	də	ðə	7
475.	student	'stʊdənt	'stʊdənt	8
476.	who	hu	hu	
477.	have	hæv	hæv	5
478.	answer	'ænsər	'ænsər	
479.	the	də	ðə	7

<b>R E S P O N D E N T  6</b>	480.	question	'kwɛsiən	'kwɛstʃən	15
	481.	the	də	ðə	7
	482.	first	fɜrs	fɜrst	
	483.	picture	'pɪkʃər	'pɪktʃər	15
	484.	is	ɪs	ɪz	13
	485.	about	ə'baʊt	ə'baʊt	
	486.	teaching	'ti:ɪŋ	'ti:ʃɪŋ	15
	487.	activity	æk'tɪvɪti	æk'tɪvəti	
	488.	in	ɪn	ɪn	
	489.	the	də	ðə	7
	490.	class	klɑs	klæs	
	491.	the	də	ðə	7
	492.	teacher	'ti:tʃər	'ti:tʃər	
	493.	gives	gɪvs	gɪvz	5, 13
	494.	explanation	ˌɛksplə'neɪʃən	ˌɛksplə'neɪʃən	17
	495.	for	fɔr	fɔr	
	496.	the	də	ðə	7
	497.	student	'studənt	'studənts	8
	498.	to	tu	tu	
	499.	know	nəʊ	nəʊ	
	500.	ability	ə'bɪləti	ə'bɪləti	
	501.	of	ɒf	əv	5
	502.	the	də	ðə	7
	503.	students	'studənts	'studənts	8
	504.	or	ɔr	ɔr	
	505.	the	də	ðə	7
	506.	previous	'prɪviəs	'prɪviəs	5
	507.	knowledge	'nɒlədʒ	'nɒlədʒ	
	508.	about	ə'baʊt	ə'baʊt	
	509.	the	də	ðə	7
	510.	material	mə'tɪəriəl	mə'tɪəriəl	
	511.	the	də	ðə	7
512.	second	'sekənd	'sekənd		
513.	picture	'pɪkʃər,	'pɪktʃər,	15	
514.	teacher	'ti:tʃər	'ti:tʃər	15	
515.	gives	gɪvs	gɪvz	5, 13	
516.	one	wʌn	wʌn		
517.	question	'kwɛsiən	'kwɛstʃən	15	
518.	for	fɔr	fɔr		
519.	the	də	ðə	7	
520.	students	'studənts	'studənts	8	

521.	four	fɔr	fɔr	
522.	of	ɒf	əv	5
523.	student	'sɪdənt	'stɪdənt	8
524.	try	traɪ	traɪ	
525.	to	tu	tu	
526.	answer	ɑnsə	'ænsə	
527.	that	dət	ðæt	9
528.	question	'kwɛʃiən	'kwɛʃən	15
529.	teacher	'ti:tʃə	'ti:tʃə	15
530.	chose	çuz	ʃoʊz	15
531.	one	wʌn	wʌn	
532.	of	ɒf	əv	5
533.	them	dəm	ðəm	7
534.	to	tu	tu	
535.	answer	ɑnsə	'ænsə	
536.	the	də	ðə	7
537.	question	'kwɛʃən.	'kwɛʃən.	15
538.	one	wʌn	wʌn	
539.	of	ɒf	əv	5
540.	the	də	ðə	7
541.	students	'stɪdənts	'stɪdənts	8
542.	speaks	spi:ks	spi:ks	
543.	and	ænd	ænd	
544.	explain	ɪk'spleɪn	ɪk'spleɪn	
545.	about	ə'baʊt	ə'baʊt	
546.	his	hɪz	hɪz	13
547.	answer	ɑnsə	'ænsə	
548.	to	tu	tu	
549.	appreciate	ə'pri:ʃi,eɪt	ə'pri:ʃi,eɪt	17
550.	braveness	brɛɪvnəs	brɛɪvnəs	5
551.	and	ænd	ænd	
552.	confident	'kɒnfɪdənt	'kɒnfədənt	
553.	for	fɔr	fɔr	
554.	great	grɪt	grɛt	
555.	opinion	ə'pɪnjən	ə'pɪnjən	
556.	teacher	'ti:tʃə	'ti:tʃə	15
557.	and	ænd	ænd	
558.	all	ɔl	ɔl	
559.	the	də	ðə	7
560.	students	'stɪdənts	'stɪdənts	
561.	give	gɪv	gɪv	5

R E S P O N D E N T  7	562.	applause	ə'plaus	ə'plɒz	13
	563.	for	fɔr	fɔr	
	564.	his	hɪs	hɪz	13
	565.	effort	'ɪfɔrt	'ɛfɔrt	
	566.	the	də	ðə	7
	567.	teacher	'tɪʃər	'tɪʃər	
	568.	is	ɪs	ɪz	13
	569.	introducing	ˌɪntroˈduːsɪŋ	ˌɪntroˈduːʃɪŋ	17
	570.	material	mə'tɪəriəl	mə'tɪəriəl	
	571.	to	tu	tu	
	572.	her	hər	hɜr	
	573.	student	'studənt	'studənt	
	574.	then	dən	ðen	7
	575.	she	ʃi	ʃi	17
	576.	asks	æskz	æskz	
	577.	a	ə	ə	
	578.	question	'kwɛsʃən	'kwɛstʃən	15
	579.	some	səm	səm	
	580.	students	'studənts	'studənts	8
	581.	raise	raɪz	reɪz	13
	582.	their	dɛər	ðɛr	7
	583.	hand	hænd	hænd	
	584.	to	tu	tu	
	585.	answer	ænsər	'ænsər	
	586.	the	də	ðə	7
	587.	teacher	'tɪʃər	'tɪʃər	
	588.	question	'kwɛsʃən	'kwɛstʃən	15
	589.	the	də	ðə	7
	590.	teacher	'tɪʃər	'tɪʃər	15
	591.	points	pɔɪnts	pɔɪnts	
	592.	the	də	ðə	7
	593.	student	'studənt	'studənt	
	594.	who	hu	hu	
595.	sit	sɪt	sɪt		
596.	in	ɪn	ɪn		
597.	front	frʌnt	frʌnt		
598.	of	ɒf	əv	5	
599.	her	hɜr	hɜr		
600.	to	tu	tu		
601.	answer	ænsər	'ænsər		
602.	question	'kwɛsʃən	'kwɛstʃən	15	

	603.	after	ˈɑftər	ˈæftər	
	604.	the	də	ðə	7
	605.	student	ˈscudənt	ˈstudənt	8
	606.	answer	ˈɑnsər	ˈænsər	
	607.	the	də	ðə	7
	608.	question	ˈkwɛsən	ˈkwɛstʃən	15
	609.	the	də	ðə	7
	610.	teacher	ˈti:tʃər	ˈti:tʃər	
	611.	is	ɪz	ɪz	13
	612.	giving	ˈgɪvɪŋ	ˈgɪvɪŋ	5
	613.	applause	əˈplɔ:z	əˈplɔ:z	13
	614.	to	tu	tu	
	615.	the	də	ðə	7
	616.	student	ˈscudənt	ˈstudənt	8
<b>R E S P O N D E N T  8</b>	617.	today	tuˈdaɪ	təˈdeɪ	
	618.	is	ɪz	ɪz	13
	619.	monday	ˈmʌndaɪ	ˈmʌndeɪ	
	620.	ms. bella	mɪs. ˈbɛlə	mɪz. ˈbɛlə	13
	621.	comes	kʌms	kʌms	
	622.	to	tu	tu	
	623.	the	də	ðə	7
	624.	class	klɑ:s	klæs	
	625.	to	tu	tu	
	626.	seven	ˈse:vən	ˈsevən	5
	627.	grade	ɡreɪd	ɡreɪd	
	628.	class	klɑ:s	klæs	
	629.	to	tu	tu	
	630.	teach	ti:tʃ	ti:tʃ	15
	631.	about	əˈbaʊt	əˈbaʊt	
	632.	english	ˈɪŋɡlɪʃ	ˈɪŋɡlɪʃ	
	633.	firstly	ˈfɜ:stli	ˈfɜ:stli	
	634.	ms. bella	mɪs. ˈbɛlə	mɪz. ˈbɛlə	13
	635.	is	ɪz	ɪz	13
	636.	doing	ˈdu:ɪŋ	ˈdu:ɪŋ	
	637.	greeting	ˈɡri:tɪŋ	ˈɡri:tɪŋ	
	638.	to	tu	tu	
	639.	the	də	ðə	7
	640.	student	ˈscudənt	ˈstudənt	8
	641.	and	ænd	ænd	
	642.	ask	ˈɑ:sk	ˈæsk	
	643.	about	əˈbaʊt	əˈbaʊt	

644.	their	dɛɪr	ðeɪr	8
645.	condition	kən'dɪʃiən.	kən'dɪʃən.	17
646.	after	'aftə	'æftə	
647.	that	dət	ðæt	9
648.	ms. bella	mɪs.'bɛlə	mɪz.'bɛlə	13
649.	ask	ask	æsk	
650.	about	ə'baʊt	ə'baʊt	
651.	previous	'prɪvɪʃɪəs	'prɪvɪəs	5
652.	material	mə'tɪəriəl	mə'tɪriəl	
653.	she	ʃi	ʃi	
654.	asking	'askɪŋ	'æskɪŋ	
655.	the	də	ðə	7
656.	student	'stʊdənt	'stʊdənt	8
657.	to	tu	tu	
658.	raise	raɪz	reɪz	13
659.	their	dɛɪr	ðeɪr	7
660.	hand	hænd	hænd	
661.	if	ɪf	ɪf	
662.	they	dɛɪ	ðeɪ	7
663.	want	wɑnt	wɑnt	
664.	to	tu	tu	
665.	speak	spi:k	spi:k	
666.	some	sʌm	sʌm	
667.	of	ɒf	əv	5
668.	students	'stʊdənts	'stʊdənts	8
669.	raise	raɪz	reɪz	13
670.	their	dɛɪr	ðeɪr	7
671.	hand	hænd	hænd	
672.	and	ænd	ænd	
673.	ms. bella	mɪs.'bɛlə	mɪz.'bɛlə	13
674.	points	pɔɪnts	pɔɪnts	
675.	them	dɛm	ðɛm	7
676.	one	wʌn	wʌn	
677.	by	baɪ	baɪ	
678.	one	wʌn	wʌn	
679.	after	'aftə	'æftə	
680.	the	də	ðə	7
681.	students	'stʊdənts	'stʊdənts	8
682.	explain	ɪk'spleɪn	ɪk'spleɪn	
683.	what	wʌt	wʌt	
684.	they	dɛɪ	ðeɪ	7



	685.	know	nou	nou	
	686.	about	ə'baʊt	ə'baʊt	
	687.	the	də	ðə	7
	688.	previous	'perɪfɪʊs	'prɪvɪəs	5
	689.	material	mə'tɪəriəl	mə'tɪəriəl	
	690.	ms. bella	mɪs'belə	mɪz'belə	13
	691.	appreciates	ə'prɪʃi, eɪts	ə'prɪʃi, eɪts	17
	692.	them	dəm	ðəm	
	693.	by	baɪ	baɪ	
	694.	saying	'seɪɪŋ	'seɪɪŋ	
	695.	greet	grɪt	grɪt	
	696.	and	end	ænd	
	697.	thanks	tenks	θæŋks	6
	698.	and	end	ænd	
	699.	ask	ask	æsk	
	700.	all	al	ɔl	
	701.	of	of	əv	5
	702.	the	də	ðə	7
	703.	students	'studənts	'studənts	8
	704.	to	tu	tu	
	705.	give	'gɪv	'gɪv	5
	706.	applause	ə'pləʊz	ə'pləʊz.	13
<b>R E S P O N D E N T  9</b>	707.	in	ɪn	ɪn	
	708.	the	də	ðə	7
	709.	first	fɜrst	fɜrst	
	710.	picture	'pɪktʃər	'pɪktʃər	
	711.	when	wen	wen	
	712.	we	wɪ	wɪ	
	713.	see	si	si	
	714.	from	fɹəm	fɹəm	
	715.	this	dɪs	ðɪs	7
	716.	picture	'pɪktʃər	'pɪktʃər	
	717.	this	dɪs	ðɪs	7
	718.	activity	æk'tɪvɪti	æk'tɪvəti	5
	719.	seems	sɪms	sɪmz	13
	720.	like	laɪk	laɪk	
	721.	there	dər	ðər	7
	722.	is	ɪs	ɪz	13
	723.	teacher	'ti:tʃər	'ti:tʃər	15
	724.	stand	stænd	stænd	
	725.	up	ʌp	ʌp	

726.	in	ɪn	ɪn	
727.	front	fʀɒnt	fʀɒnt	
728.	of	ɒf	əv	5
729.	the	də	ðə	7
730.	classroom	'klas.rʉm	'klæs.rʉm	
731.	and	ænd	ænd	
732.	the	də	ðə	7
733.	teacher	'ti:tʃər	'ti:tʃər	15
734.	explain	ɛks'spleɪn	ɪk'spleɪn	
735.	the	də	ðə	7
736.	material	mə'tɪəriəl	mə'tɪəriəl	
737.	in	ɪn	ɪn	
738.	front	fʀɒnt	fʀɒnt	
739.	of	ɒf	əv	5
740.	classroom	'klas.rʉm	'klæs.rʉm	
741.	for	fɔː	fɔː	
742.	the	də	ðə	7
743.	students	'stʉdənts	'stʉdənts	
744.	it	ɪt	ɪt	
745.	is	ɪz	ɪz	13
746.	such	sʌʃ	sʌʃ	15
747.	us	ʌs	ʌs	
748.	giving	'gɪvɪŋ	'gɪvɪŋ	5
749.	warm	'wɔːm	'wɔːm	
750.	up	ʌp	ʌp	
751.	or	ɔː	ɔː	
752.	maybe	'meɪbi	'meɪbi	
753.	the	də	ðə	7
754.	teacher	'ti:tʃər	'ti:tʃər	
755.	ask	æsk	'æsk	
756.	the	də	ðə	7
757.	materials	mə'tɪəriəls	mə'tɪəriəlz	13
758.	or	ɔː	ɔː	
759.	invite	ɪn'vaɪt	ɪn'vaɪt	5
760.	student	'stʉdənt	'stʉdənt	
761.	to	tu	tu	
762.	memorize	'memo.raɪz	'memə.raɪz	13
763.	last	lɑːst	læst	
764.	material	mə'tɪəriəl	mə'tɪəriəl	
765.	or	ɔː	ɔː	
766.	maybe	'meɪbi	'meɪbi	

767.	she	ʃi	ʃi	
768.	explain	ek'spleɪn	ɪk'spleɪn	
769.	materials	mə'tɪriəls	mə'tɪriəlz	
770.	today	tu'deɪ	tə'deɪ	
771.	move	mʊv	mʊv	5
772.	to	tu	tu	
773.	the	də	ðə	7
774.	next	nekst	nekst	
775.	picture	'pɪktʃər,	'pɪktʃər,	
776.	we	wɪ	wɪ	
777.	could	kʊd	kʊd	
778.	see	si	si	
779.	this	dɪs	ðɪs	7
780.	activity	ek'tɪvɪti.	æk'tɪvəti.	5
781.	it	ɪt	ɪt	
782.	is	ɪz	ɪz	13
783.	asking	ɑːskɪŋ	'æskɪŋ	
784.	section	'sekʃən	'sekʃən	
785.	maybe	'meɪbi	'meɪbi	
786.	it	ɪt	ɪt	
787.	seems	sɪms	sɪmz	13
788.	like	laɪk	laɪk	
789.	teacher	'ti:tʃər	'ti:tʃər	
790.	ask	ɑːsk	'æsk	
791.	material	ma'tɪəriəl	mə'tɪriəl	
792.	for	fɔː	fɔː	
793.	students	'stʊdənts	'stʊdənts	8
794.	and	ænd	ænd	
795.	there	ðeə	ðeə	7
796.	are	ɑː	ɑː	
797.	some	sʌm	sʌm	
798.	students	'stʊdənts	'stʊdənts	8
799.	raise	reɪz	reɪz	13
800.	their	ðeə	ðeə	7
801.	hand	hænd	hænd	
802.	bravely	'breɪvli	'breɪvli	5
803.	and	ænd	ænd	
804.	i	aɪ	aɪ	
805.	think	θɪŋk	θɪŋk	6
806.	they	ðeɪ	ðeɪ	7
807.	are	ɑː	ɑː	

808.	smart	smart	smart	
809.	enough	i'naʃ	i'naʃ	
810.	because	br'keɪs	br'kəʊz	13
811.	almost	al'mɒst	'ɒl,məʊst	
812.	all	al	ɔl	
813.	students	'sɪdənts	'studənts	8
814.	here	hɪr	hɪr	
815.	raise	reɪz	reɪz	13
816.	their	ðeɪr	ðeɪr	7
817.	hands	hændz	hændz	13
818.	it	ɪt	ɪt	
819.	means	mɪnz	mɪnz	13
820.	that	dæt	ðæt	7
821.	they	ðeɪ	ðeɪ	7
822.	have	hæv	hæv	5
823.	a	ə	ə	
824.	good	ɡʊd	ɡʊd	
825.	answer	'ænsə	'ænsə	
826.	it	ɪt	ɪt	
827.	seems	sɪms	sɪmz	13
828.	like	laɪk	laɪk	
829.	answer	'ænsə	'ænsə	
830.	section	'sekʃən	'sekʃən	
831.	there	ðeə	ðeə	7
832.	is	ɪz	ɪz	13
833.	one	wʌn	wʌn	
834.	student	'stju:dnt	'stju:dnt	8
835.	here	hɪr	hɪr	
836.	stand	stænd	stænd	
837.	up	ʌp	ʌp	
838.	and	ænd	ænd	
839.	deliver	də'lɪvə	dɪ'lɪvə	5
840.	his	hɪz	hɪz	13
841.	opinion	ə'pɪnjən	ə'pɪnjən	
842.	and	ænd	ænd	
843.	answer	'ænsə	'ænsə	
844.	the	də	ðə	7
845.	question	'kwɛstʃən	'kwɛstʃən	15
846.	from	fɹɒm	fɹɒm	
847.	the	də	ðə	7
848.	teacher	'ti:tʃə	'ti:tʃə	

849.	maybe	'meɪbi	'meɪbi.	
850.	and	ænd	ænd	
851.	i	aɪ	aɪ	
852.	see	si	si	
853.	student	'sɜ:dənt	'stʊdənt	8
854.	speak	spi:k	spi:k	
855.	bravely	'breɪfli	'breɪvli	5
856.	confidently	'kɒnfɪdəntli	'kɒnfədəntli	
857.	to	tu	tu	
858.	the	də	ðə	7
859.	teacher	'ti:tʃə	'ti:tʃə	
860.	after	ɑ:ftə	'æftə	
861.	deliver	də'li:və	dɪ'li:və	5
862.	his	hɪs	hɪz	13
863.	opinion	ə'pɪnjən	ə'pɪnjən	
864.	i	aɪ	aɪ	
865.	see	si	si	
866.	in	ɪn	ɪn	
867.	this	dɪs	ðɪs	7
868.	picture	'pɪktʃə	'pɪktʃə	
869.	teacher	'ti:tʃə	'ti:tʃə	
870.	give	gɪv	gɪv	5
871.	reward	rɪ'wɔ:d	rɪ'wɔ:d	
872.	and	ænd	ænd	
873.	all	ɔ:l	ɔ:l	
874.	student	'sɜ:dənt	'stʊdənt	8
875.	here	hɪə	hɪə	
876.	giving	'gɪvɪŋ	'gɪvɪŋ	5
877.	reward	rɪ'wɔ:d	rɪ'wɔ:d	
878.	also	'ɔ:lsəʊ	'ɔ:lsəʊ	
879.	by	baɪ	baɪ	
880.	giving	'gɪvɪŋ	'gɪvɪŋ	5
881.	applause	ə'plɔ:z	ə'plɔ:z	13
882.	to	tu	tu	
883.	one	wʌn	wʌn	
884.	student	'stʊdənt	'stʊdənt	
885.	who	hu	hu	
886.	bravely	'breɪfli.	'breɪvli.	5
887.	and	ænd	ænd	
888.	confidently	'kɒnfɪdəntli	'kɒnfədəntli	
889.	deliver	də'li:və	dɪ'li:və	5

	890.	his	hɪs	hɪz	13
	891.	opinion	ə'pɪniən	ə'pɪnjən	
	892.	i	aɪ	aɪ	
	893.	think	tɪŋk	θɪŋk	6
	894.	that	dət	ðæt	
	895.	the	də	ðə	7
	896.	last	lɑs	læst	
	897.	section	'seksjən	'seksjən	
	898.	all	ɔl	ɔl	
	899.	this	dɪs	ðɪz	7
	900.	activity	æk'tɪvɪti	æk'tɪvəti	5
	901.	in	ɪn	ɪn	
	902.	the	də	ðə	7
	903.	classroom	'klɑs,rʊm	'klæs,rʊm	
<b>R E S P O N D E N T  10</b>	904.	this	dɪs	ðɪs	7
	905.	is	ɪz	ɪz	13
	906.	the	də	ðə	7
	907.	sequential	sə'kwɛnsɪəl	sə'kwɛnsəl	17
	908.	picture	'pɪktʃər	'pɪktʃər	
	909.	the	də	ðə	7
	910.	first	fɜrs	fɜrst	
	911.	picture	'pɪktʃər	'pɪktʃər	
	912.	illustrate	'ɪlu,streɪt	'ɪlə,streɪt	
	913.	that	dət	ðæt	7
	914.	the	də	ðə	7
	915.	dozen	'dɔzən	'dɔzən	
	916.	is	ɪz	ɪz	13
	917.	describing	dɪ'skraɪbɪŋ	dɪ'skraɪbɪŋ	
	918.	something	'sʌmθɪŋ	'sʌmθɪŋ	
	919.	the	də	ðə	7
	920.	students	'studənts	'studənts	
	921.	listening	'lɪsənɪŋ	'lɪsənɪŋ	
	922.	carefully	'keɪfʊli	'keɪfəli	
	923.	it	ɪt	ɪt	
	924.	is	ɪz	ɪz	13
	925.	how	haʊ	haʊ	
	926.	to	tu	tu	
	927.	say	səɪ	seɪ	
	928.	illustrated	'ɪlu,streɪtɪd	'ɪlə,streɪtəd	
	929.	from	fɹɒm	fɹɒm	
	930.	their	dɛɪr	ðɛr	

931.	eyes	aɪs	aɪz	13
932.	contacting	'kɒn,tæktɪŋ	'kɒn,tæktɪŋ	
933.	to	tu	tu	
934.	their	deɪr	ðeɪr	7
935.	teacher	'tɪʃər	'tɪʃər	
936.	in	ɪn	ɪn	
937.	this	dɪs	ðɪs	7
938.	second	'sekənd	'sekənd	
939.	picture	'pɪktʃər	'pɪktʃər	
940.	i	aɪ	aɪ	
941.	can	kən	kæn	
942.	conclude	kɒn'klud	kən'klud	
943.	that	det	ðæt	7
944.	this	dɪs	ðɪs	7
945.	is	ɪs	ɪz	13
946.	the	də	ðə	7
947.	hardwork	hardwork	hɑ:dwɜ:k	
948.	of	ɒf	əv	5
949.	the	də	ðə	7
950.	teacher	'tɪʃər	'tɪʃər	
951.	give	gɪv	gɪv	5
952.	the	di	ði	7
953.	opportunity	ˌɒpər'tuniti	ˌɒpər'tunəti	
954.	for	fɔr	fɔr	
955.	the	də	ðə	7
956.	students	'studənts	'studənts	
957.	to	tu	tu	
958.	give	gɪv	gɪv	5
959.	first	fɜrs	fɜrst	
960.	feedback	'fɪd,bek	'fɪd,bæk	
961.	asking	'æskɪŋ	'æskɪŋ	
962.	clarification	ˌklærɪfɪ'keɪʃən	ˌklærəfə'keɪʃən	
963.	and	ænd	ænd	
964.	giving	'gɪvɪŋ	'gɪvɪŋ	5
965.	addition	ə'dɪʃən	ə'dɪʃən	17
966.	by	baɪ	baɪ	
967.	raising	'raɪzɪŋ	'reɪzɪŋ	13
968.	their	deɪr	ðeɪr	
969.	hand	hænd	hænd	
970.	moving	'muvɪŋ	'muvɪŋ	5
971.	to	tu	tu	

972.	the	də	ðə	7
973.	third	θɜrd	θɜrd	
974.	picture	'pɪktʃər	'pɪktʃər	
975.	this	dɪs	ðɪs	7
976.	is	ɪs	ɪz	13
977.	where	wɛr	wɛr	
978.	one	wʌn	wʌn	
979.	of	ɒf	ʌv	5
980.	chosen	'tʃʊzən	'tʃʊzən	15 , 13
981.	student	'stʊdnt	'stʊdnt	
982.	speaking	'spi:kɪŋ	'spi:kɪŋ	
983.	teacher	'ti:tʃər	'ti:tʃər	
984.	has	hæz	hæz	
985.	been	bɪn	bɪn	
986.	chosen	'tʃʊzən	'tʃʊzən	15 , 13
987.	which	wɪtʃ	wɪtʃ	15
988.	one	wʌn	wʌn	
989.	of	ɒf	əv	5
990.	students	'stʊdnts	'stʊdnts	
991.	being	'bi:ŋ	'bi:ŋ	
992.	choose	tʃʊz	tʃʊz	15 , 13
993.	or	ɔr	ɔr	
994.	selected	sə'lektɪd	sə'lektɪd	
995.	to	tu	tu	
996.	speak	spi:k	spi:k	
997.	and	ænd	ænd	
998.	he	hi	hi	
999.	stand	stænd	stænd	
1000.	up	ʌp	ʌp	
1001.	to	tu	tu	
1002.	speak	spi:k	spi:k	
1003.	so	soʊ	soʊ	
1004.	this	dɪs	ðɪs	7
1005.	is	ɪs	ɪz	13
1006.	one	wʌn	wʌn	
1007.	voice	vɔɪs	vɔɪs	5
1008.	rule	rul	rul	
1009.	or	ɔr	ɔr	



1010	something	'sʌmθɪŋ	'sʌmθɪŋ	
1011	done	dʌn	dʌn	
1012	here	hɪr	hɪr	
1013	everybody	'ɛfrɪ,bʌdi	'ɛvrɪ,bʌdi	5
1014	claps	klʌps	klæps	
1015	their	dɛɪr	ðɛr	
1016	hand	hɛnd	hænd	
1017	so	sou	sou	
1018	this	dɪs	ðɪs	7
1019	is	ɪs	ɪz	13
1020	like	laɪk	laɪk	
1021	appreciation	a,priʃi'eɪʃən	ə,priʃi'eɪʃən	
1022	this	dɪs	ðɪs	7
1023	is	ɪs	ɪz	13
1024	the	də	ðə	7
1025	feedback	'fɪd,bek	'fɪd,bæk	
1026	in	ɪn	ɪn	
1027	educational	ˌɛdʒu'keɪʃənəl	ˌɛdʒə'keɪʃənəl	14
1028	psychology	sai'kɒlədʒi	sai'kɒlədʒi	14
1029	called	kɔld	kɔld	
1030	as	ɒs	æz	13
1031	reinforcement	ˌreɪn'fɔːsmənt	ˌrɪn'fɔːsmənt	
1032	or	ɔr	ɔr	
1033	give	ˌgɪv	ˌgɪv	5
1034	appreciation	a,priʃi'eɪʃən	ə,priʃi'eɪʃən	17
1035	to	tu	tu	
1036	pick	pɪk	pɪk	
1037	up	ʌp	ʌp	
1038	what	wɒt	wɒt	
1039	good	gʊd	gʊd	
1040	thing	θɪŋ	θɪŋ	6
1041	that	dæt	ðæt	13
1042	he	hi	hi	
1043	have	hɛv	hæv	5
1044	done	dʌn	dʌn	

Note:

■ Unnatural sound of vowel

■ Unnatural sound of consonant

Code:

Code is the specific unnatural sound uttered by the student

1. [p] voiceless bilabial stop
2. [b] voiced bilabial stop
3. [m] voiceless bilabial nasal
4. [f] voiceless labiodentals fricative
5. [v] voiced labiodentals fricative
6. [θ] voiceless dental fricative
7. [ð] voiced dental fricative
8. [t] voiceless alveolar stop
9. [d] voiced alveolar stop
10. [n] voiced alveolar nasal
11. [l] voiced alveolar lateral
12. [s] voiceless alveolar fricative
13. [z] voiced alveolar fricative
14. [dʒ] voiced palatal affricative
15. [tʃ] voiceless palatal affricative
16. [j] voiceless palatal glide
17. [ʃ] voiceless palate-alveolar fricative
18. [ʒ] voiced palate-alveolar fricative
19. [r] voiced palate-alveolar glide
20. [k] voiceless velar stop
21. [g] voiced velar stop
22. [ŋ] voiced velar nasal
23. [h] voiceless glottal fricative
24. [w] voiced labiovelar glide



**APPENDIX IV**

**CLASSIFICATION OF THE UNNATURAL CONSONANT SOUNDS OF  
AMERICAN ENGLISH**

No.	Sound Category	Word Number
1.	[p] voiceless bilabial stop	-
2.	[b] voiced bilabial stop	-
3.	[m] voiceless bilabial nasal	-
4.	[f] voiceless labiodentals fricative	-
5.	[v] voiced labiodentals fricative	97, 99, 101, 164, 214, 215, 276, 277, 326, 394, 407, 440, 470, 477, 493, 501, 506, 515, 522, 532, 539, 550, 561, 598, 612, 626, 651, 667, 688, 701, 705, 718, 728, 739, 748, 759, 771, 800, 802, 822, 839, 855, 861, 870, 876, 880, 886, 889, 900, 948, 951, 958, 964, 970, 979, 989, 1007, 1013, 1033, 1043
6.	[θ] voiceless dental fricative	131, 161, 187, 348, 390, 454, 697, 805, 893, 1040

7.	[ð] voiced dental fricative	1, 10, 12, 16, 19, 35, 38, 42,45, 48, 53, 59, 63, 67, 72, 77, 80, 86, 87, 94, 104, 113, 114, 121, 125, 126, 136, 141, 142, 148, 152, 158, 160, 165, 168, 174, 176, 179, 182, 191, 198, 206, 207, 218, 222, 247, 254, 259, 261, 264, 268, 274, 279, 283, 286, 289, 294, 297, 305, 308, 313, 316, 318, 324, 333, 336, 340, 345, 349, 352, 354, 360, 367, 370, 378, 380, 387, 389, 392, 404, 410, 415, 417, 425, 434, 444, 449, 459, 468, 474, 479, 481, 489, 491, 496, 502, 505, 509, 511, 519, 533, 536, 540, 559, 566, 574, 582, 586, 589,592, 604, 607, 609, 615, 623, 639, 655, 659, 662, 670, 675, 680, 684, 687, 702, 708, 715, 717, 721, 729,
----	-----------------------------	--

		732, 735, 742, 753, 756, 773, 779, 795, 800, 806, 816, 820, 821, 831, 847, 858, 867, 895, 899, 902, 904, 906, 909, 913, 914, 919, 934, 937, 943, 944, 946, 949, 952, 955, 972, 975, 1004, 1018, 1022
8.	[t] voiceless alveolar stop	14, 88, 327, 464, 475, 497, 503, 520, 523, 541, 580, 605, 616, 640, 644, 656, 668, 681, 703, 793, 798, 813, 834, 853, 874
9.	[d] voiced alveolar stop	-
10.	[n] voiced alveolar nasal	-
11.	[l] voiced alveolar lateral	252
12.	[s] voiceless alveolar fricative	-
13.	[z] voiced alveolar fricative	2, 27, 48, 62, 66, 76, 83, 85, 90, 91, 110, 134, 140, 147, 151, 167, 170, 184, 195, 215, 226, 251, 258, 265, 310, 320, 328, 342, 359, 384, 405, 408,

		420, 426, 433, 454, 455, 484, 493, 515, 546, 562, 564, 568, 581, 611, 613, 618, 620, 634, 635, 648, 658, 669, 673, 690, 706, 719, 722, 745, 757, 762, 782, 787, 799, 810, 815, 817, 819, 827, 832, 840, 862, 881, 890, 905, 916, 931, 924, 931, 945, 967, 976, 980, 986, 992, 1005, 1019, 1023, 1030, 1041
14.	[dʒ] voiced palatal affricative	43, 1027, 1028
15.	[tʃ] voiceless palatal affricative	4, 26, 15, 56, 69, 70, 83, 95, 108, 117, 123, 127, 134, 156, 180, 223, 245, 275, 290, 291, 314, 318, 322, 330, 339, 366, 371, 373, 379, 384, 401, 416, 432, 446, 451, 460, 462, 467, 480, 483, 486, 513, 514, 517, 528, 529, 530, 537, 556, 578, 588, 590, 602, 608, 630, 723, 733, 746, 845, 980, 986, 987,

		992
16.	[j] voiceless palatal glide	-
17.	[ʃ] voiceless palate-alveolar fricative	7, 18, 190, 212, 234, 246, 437, 441, 448, 473, 494, 549, 569, 645, 691, 907, 965, 1034
18.	[ʒ] voiced palate-alveolar fricative	329
19.	[r] voiced palate-alveolar glide	-
20.	[k] voiceless velar stop	-
21.	[g] voiceless velar stop	-
22.	[ŋ] voiced velar nasal	-
23.	[h] voiceless glottal fricative	-
24.	[w] voiced labiovelar glide	183







UNIVERSITAS ISLAM NEGERI  
**ALAUDDIN**  
M A K A S S A R

APPENDIX VI

THE STUDENTS' PRODUCTION OF VOWEL SOUNDS OF AMERICAN ENGLISH

List of respondent	NO.	WORDS	STUDENTS' PRODUCTIONS	IPA OF AMERICAN SOUNDS	CODE
RESPONDENT 1	1.	there	dər	ðer	
	2.	is	ɪs	ɪz	
	3.	a	ə	ə	
	4.	teacher	'tɪçər	'tɪʃər	
	5.	who	hu	hu	
	6.	conducted	kən'dʌktɪd	kən'dʌktəd	8
	7.	english	'ɪŋɡlɪs	'ɪŋɡlɪʃ	
	8.	learning	'lɜrnɪŋ	'lɜrnɪŋ	
	9.	in	ɪn	ɪn	
	10.	the	də	ðə	
	11.	class	klas	klæs	11
	12.	with	wɪt	wɪð	
	13.	some	səm	sʌm	9
	14.	students	'stʉdənts	'studənts	
	15.	in	ɪn	ɪn	
	16.	the	də	ðə	
	17.	first	fɜrst	fɜrst	
	18.	section	'sɛkʃiən	'sekʃən	
	19.	the	də	ðə	
	20.	teacher	tɪʃər	'tɪʃər	
	21.	do	du	du	
	22.	opening	oʊpənɪŋ	'oʊpənɪŋ	13
	23.	by	bɑɪ	bɑɪ	
	24.	say	seɪ	'seɪ	
	25.	greeting	grɪtɪŋ	'grɪtɪŋ	
	26.	such	sʌç	sʌʃ	
	27.	as	æs	æz	11
	28.	good	gʊd	gʊd	
	29.	morning	mɔrnɪŋ	'mɔrnɪŋ	
	30.	and	ænd	ænd	11
	31.	how	haʊ	haʊ	

32.	are	ar	ɑr	12
33.	you	jʊ	jʊ	
34.	to	tu	tu	
35.	the	də	ðə	
36.	students	'studənts	'studənts	
37.	after	ɑftər	'æftər	11
38.	that	dət	ðæt	11
39.	teacher	'ti:tʃər	'ti:tʃər	
40.	explain	ek'spleɪn	ɪk'spleɪn	2
41.	about	ə'baʊt	ə'baʊt	
42.	the	də	ðə	
43.	subject	'sʌbjɛk	'sʌbdʒɪkt	2
44.	or	ɔr	ɔr	
45.	the	də	ðə	
46.	material	me'teriəl	mə'tɪriəl	2, 8
47.	that	dət	ðæt	11
48.	has	hes	hæz	11
49.	explained	ek'spleɪnd	ɪk'spleɪnd	2
50.	last	lɑs	læst	11
51.	week	wɪk	wɪk	
52.	ask	ɑsk	'æsk	11
53.	the	də	ðə	
54.	student	'studənt	'studənt	
55.	a	ə	ə	
56.	question	'kwɛsɪən	'kwɛstʃən	
57.	and	ænd	ænd	11
58.	ask	ɑsk	'æsk	
59.	the	də	ðə	
60.	student	'studənt	'studənt	
61.	to	tu	tu	
62.	raise	reɪz	reɪz	17
63.	their	deɪr	ðeɪr	7
64.	hand	hænd	hænd	11
65.	who	hu	hu	
66.	knows	nəʊs	nəʊz	
67.	the	de	ðə	
68.	answer	'ɑnsər	'ænsər	11
69.	of	ɒf	əv	8
70.	question	'kwɛsɪən	'kwɛstʃən	
71.	from	fɹəm	fɹəm	
72.	the	də	ðə	

73.	teacher	'tɪʃər	'tɪʃər	
74.	some	səm	səm	9
75.	students	'studənts	'studənts	
76.	raise	raɪs	reɪz	17
77.	their	deɪr	ðeɪr	7
78.	hand	hænd	hænd	11
79.	and	ænd	ænd	11
80.	the	də	ðə	
81.	next	nekst	nekst	
82.	teacher	'tɪʃər	'tɪʃər	
83.	chose	çus	tʃoʊz	13
84.	one	wʌn	wʌn	
85.	of	ɒf	əv	8
86.	them	dem	ðem	
87.	the	də	ðə	
88.	student	'sɪdənt	'studənt	
89.	who	hu	hu	
90.	raise	raɪs	reɪz	17
91.	his	hɪs	hɪz	
92.	hand	hænd	hænd	11
93.	answer	'ænsər	'ænsər	11
94.	the	də	ðə	
95.	question	'kwɛʃiən	'kwɛstʃən	
96.	correctly	kə'rektli	kə'rektli	8
97.	everybody	'ɛvri bɒdi	'ɛvri bɒdi	12
98.	or	ɔr	ɔr	
99.	every	'ɛfəri	'ɛvəri	
100.	student	'studənt	'studənt	
101.	give	gɪv	gɪv	
102.	applause	ə'plaus	ə'plɔz	10
103.	to	tu	tu	
104.	he	də	ðə	
105.	student	'studənt	'studənt	
106.	who	hu	hu	
107.	answer	ænsər	'ænsər	11
108.	question	kwɛʃiən	'kwɛstʃən	
109.	correctly	kə'rekli.	kə'rektli.	8
110.	as	as	æz	11
111.	we	wɪ	wɪ	
112.	now	nəʊ	nəʊ	15
113.	that	dæt	ðæt	

<b>R E S P O N D E N T  2</b>	114.	they	deɪ	ðeɪ	
	115.	are	ɑr	ɑr	12
	116.	doing	duɪŋ	'duɪŋ	
	117.	teaching	ti:ɪŋ	'ti:ʃɪŋ	
	118.	and	ænd	ænd	11
	119.	learning	lɜ:niŋ	'lɜ:niŋ	
	120.	process	'prɒses	'prɑ:ses.	12
	121.	the	də	ðə	
	122.	first	fɜ:st	fɜ:st	
	123.	picture	'pɪkcə	'pɪktʃə	
	124.	explain	ek'spleɪn	ɪk'spleɪn	2
	125.	that	dæt	ðæt	
	126.	the	də	ðə	
	127.	teacher	'ti:tʃə	'ti:ʃə	
	128.	want	wɒnt	wɑnt	12
	129.	to	tu	tu	
	130.	explain	ek'spleɪn	ɪk'spleɪn	2
	131.	something	'sʌmtɪŋ	'sʌmθɪŋ	
	132.	and	ænd	ænd	11
	133.	ask	ɑsk	æsk	11
	134.	questions	'kwɛstɪənz	'kwɛstʃənz	
	135.	to	tu	tu	
	136.	the	də	ðə	
	137.	students	'studənts	'studənts	
	138.	second	'sekənd	'sekənd	
	139.	picture	'pɪktʃə	'pɪktʃə	
	140.	says	ses	sez	
	141.	that	dæt	ðæt	
	142.	there	ðeə	ðeə	
	143.	are	ɑr	ɑr	12
	144.	some	sʌm	sʌm	9
	145.	student	'studənt	'studənt	
146.	who	hu	hu		
147.	raise	reɪz	reɪz	17	
148.	their	ðeə	ðeə	7	
149.	hand	hænd	hænd	11	
150.	it	ɪt	ɪt		
151.	means	mins	minz		
152.	they	deɪ	ðeɪ		
153.	want	wɒnt	wɑnt	12	
154.	to	tu	tu		

155.	answer	'ænsər	'ænsər	
156.	question	'kwɛsɪən	'kwɛstʃən	
157.	from	fɹəm	fɹəm	
158.	the	də	ðə	
159.	teacher	'tɪʃər	'tɪʃər	
160.	the	də	ðə	
161.	third	tɜrd	θɜrd	
162.	picture	'pɪktʃər	'pɪktʃər	
163.	one	wʌn	wʌn	
164.	of	ɒf	əv	8
165.	them	dəm	ðəm	
166.	who	hu	hu	
167.	raise	raɪs	reɪz	17
168.	their	deɪr	ðeɪr	7
169.	hand	hend	hænd	11
170.	is	ɪs	ɪz	
171.	point	pɔɪnt	pɔɪnt	
172.	out	aʊt	aʊt	
173.	by	baɪ	baɪ	
174.	the	də	ðə	
175.	teacher	'tɪʃər.	'tɪʃər.	
176.	the	də	ðə	
177.	students	'studənts	'studənts	
178.	answer	'ænsər	'ænsər	
179.	the	də	ðə	
180.	question	'kwɛsɪən	'kwɛstʃən	
181.	maybe	meɪbi	'meɪbi	
182.	the	ði	ði	
183.	answer	ænswər	'ænsər	
184.	is	ɪs	ɪz	
185.	correct	kə'rekt	kə'rekt	8
186.	or	ɔr	ɔr	
187.	something	'sʌmtɪŋ	'sʌmθɪŋ	
188.	make	meɪk	meɪk	17
189.	teacher	'tɪʃər	'tɪʃər	
190.	appreciate	e'prɪʃi,eɪt	ə'prɪʃi,eɪt	8
191.	the	de	ðə	
192.	student	'studənt	studənt	
193.	answer	'ænsər	'ænsər	
194.	it	ɪt	ɪt	
195.	is	ɪs	ɪz	

196.	explained	ek'spleɪnd	ɪk'spleɪnd	2
197.	in	ɪn	ɪn	
198.	the	də	ðə	
199.	forth	fɔrθ	fɔrθ	
200.	picture	'pɪktʃər	'pɪktʃər	
201.	so	soʊ	soʊ	13
202.	teacher	'ti:tʃər	'ti:tʃər	
203.	clap	klep	klæp	11
204.	her	hɜr	hɜr	
205.	hand	hend	hænd	
206.	with	wɪt	wɪð	
207.	other	'ʌðər	'ʌðər	9
208.	students	'studənts	'studənts	
209.	it	ɪt	ɪt	
210.	seems	sɪms	sɪmz	
211.	like	laɪk	laɪk	
212.	she	ʃi	ʃi	
213.	are	ɑr	ɑr	12
214.	giving	'gɪvɪŋ	'gɪvɪŋ	
215.	positive	'pɒzətɪv	'pɒzətɪv	8, 12
216.	reinforcement	riːn'fɔ:smənt	riːn'fɔ:smənt	2
217.	to	tu	tu	
218.	the	də	ðə	
219.	student	'studənt	'studənt	
220.	who	hu	hu	
221.	answer	'ænsər	'ænsər	11
222.	the	də	ðə	
223.	question	'kwɛsɪən	'kwɛstʃən	
224.	first	fɜ:st	fɜ:st	
225.	table	'teɪbəl	'teɪbəl	
226.	is	ɪz	ɪz	
227.	like	laɪk	laɪk	
228.	a	ə	ə	
229.	teacher	'ti:tʃər	'ti:tʃər	
230.	who	hu	hu	
231.	teach	'ti:tʃ	'ti:tʃ	
232.	her	hɜr	hɜr	
233.	student	'studənt	'studənt	
234.	she	ʃi	ʃi	
235.	explain	ek'spleɪn	ɪk'spleɪn	2
236.	some	səm	səm	9

<b>R E S P O N D E N T  3</b>	237.	material	mə'teriəl	mə'triəl	2
	238.	picture	'pɪktʃər	'pɪktʃər	
	239.	it	ɪt	ɪt	
	240.	like	laɪk	laɪk	
	241.	teacher	'ti:tʃər	'ti:tʃər	
	242.	maybe	'meɪbi	'meɪbi	
	243.	asks	ɑ:sk	æsk	11
	244.	some	səm	sʌm	9
	245.	questions	'kwɛsʃənz	'kwɛstʃənz	
	246.	section	'seksjən	'seksjən	
	247.	that	dæt	ðæt	11
	248.	related	rɪ'leɪtɪd	rɪ'leɪtɪd	17
	249.	to	tu	tu	
	250.	what	wɒt	wɒt	
	251.	has	həs	hæz	11
	252.	talked	tɔ:kt	tɔ:kt	10
	253.	before	bɪ'fɔ:ə	bɪ'fɔ:ə	
	254.	there	dɛə	ðɛə	
	255.	are	ɑ:ə	ɑ:ə	12
	256.	some	səm	sʌm	9
	257.	students	'studənts	'studənts	
	258.	raise	raɪz	reɪz	17
	259.	their	dɛə	ðɛə	7
	260.	hand	hænd	hænd	
	261.	the	də	ðə	
	262.	third	tɜ:rd	θɜ:rd	
	263.	finally	'fainəli	'fainəli	
	264.	there	dɛə	ðɛə	
	265.	is	ɪz	ɪz	
	266.	one	wʌn	wʌn	
267.	student	'studənt	'studənt		
268.	that	dæt	ðæt		
269.	who	hu	hu		
270.	by	baɪ	baɪ		
271.	teacher	'ti:tʃər	'ti:tʃər		
272.	and	ænd	ænd	11	
273.	explain	ɪk'spleɪn	ɪk'spleɪn	2	
274.	the	də	ðə		
275.	question	'kwɛsʃən	'kwɛstʃən		
276.	have	hæv	hæv	11	
277.	given	'gɪvən	'gɪvən		



278.	before	bɪ'fɔr	bɪ'fɔr	
279.	the	də	ðə	
280.	last	last	læst	11
281.	picture	'pɪktʃər,	'pɪktʃər,	
282.	after	'aftər	'æftər	11
283.	the	də	ðə	
284.	students	'studənts	'studənts	
285.	explain	ek'spleɪn	ɪk'spleɪn	2
286.	the	dɪ	ði	
287.	answer	'answər	'ænsər	11
288.	for	fɔr	fɔr	
289.	the	də	ðə	
290.	teacher	'ti:tʃər	'ti:tʃər	
291.	question	'kwɛstʃən	'kwɛstʃən	
292.	before	bɪ'fɔr	bɪ'fɔr	
293.	maybe	'meɪbi	'meɪbi	
294.	the	də	ðə	
295.	students	'studənts	'studənts	
296.	answer	'ansər	'ænsər	11
297.	question	'kwɛstʃən	'kwɛstʃən	
298.	correctly	kɔ'rektli.	kɔ'rektli.	8
299.	teacher	'ti:tʃər	'ti:tʃər	
300.	clap	klep	klæp	11
301.	her	hɜr	hɜr	
302.	hand	hend	hænd	11
303.	and	ænd	ænd	11
304.	all	ɔl	ɔl	10
305.	the	də	ðə	
306.	student	'studənt	'studənt	
307.	clap	klep	klæp	11
308.	their	ðeɪr	ðeɪr	7
309.	hand	hend	hænd	11
310.	because	bɪ'kɔ:z	bɪ'kɔ:z	10
311.	already	ɔl'reɪdi	ɔl'reɪdi	7, 10
312.	answer	'answər	'ænsər	11
313.	the	də	ðə	
314.	question	'kwɛstʃən.	'kwɛstʃən	
315.	in	ɪn	ɪn	
316.	the	də	ðə	
317.	first	fɜrst	fɜrst	
318.	picture	'pɪktʃər	'pɪktʃər	

R E S P O N D E N T  4	319.	there	dər	ðər	
	320.	is	ɪs	ɪz	
	321.	a	ə	ə	
	322.	teacher	'tɪçər	'tɪʃər	
	323.	and	ænd	ænd	11
	324.	there	dər	ðər	
	325.	are	ɑr	ɑr	12
	326.	several	'sefərəl	'sevrəl	8
	327.	students	'sɪdənts	'studənts	
	328.	as	ɑs	æz	11
	329.	usual	'ju:ʒuəl	'ju:zəwəl	8
	330.	teacher	'tɪçər	'tɪʃər	
	331.	will	wɪl	wɪl	
	332.	explain	ɪk'spleɪn	ɪk'spleɪn	2
	333.	the	də	ðə	
	334.	material	mə'tɪəriəl	mə'tɪəriəl	2,8
	335.	to	tu	tu	
	336.	the	də	ðə	
	337.	student	'studənt	'studənt	
	338.	next	nekst	nekst	
	339.	picture	'pɪkʃər	'pɪkʃər	
	340.	the	də	ðə	
	341.	teacher	'tɪʃər	'tɪʃər	
	342.	is	ɪs	ɪz	
	343.	asking	'æskɪŋ	'æskɪŋ	
	344.	to	tu	tu	
	345.	their	deɪr	ðər	7
	346.	student	'studənt	'studənt	
	347.	about	ə'baʊt	ə'baʊt	8
	348.	something	'sʌmtɪŋ	'sʌmθɪŋ	
	349.	that	dæt	ðæt	11
	350.	related	rɪ'leɪtɪd	rɪ'leɪtɪd	
	351.	to	tu	tu	
	352.	the	də	ðə	
	353.	material	mə'tɪəriəl	mə'tɪəriəl	2,8
354.	there	dər	ðər		
355.	are	ɑr	ɑr		
356.	four	fɔr	fɔr		
357.	students	'studənts	'studənts		
358.	who	hu	hu		
359.	raise	reɪz	reɪz	17	

360.	their	deir	ðer	7
361.	hands	hends	hændz	12
362.	in	in	in	
363.	order	ordər	'ordər	
364.	to	tu	tu	
365.	answer	ansər	'ænsər	11
366.	question	kwɛssən	'kwɛstʃən	
367.	that	det	ðæt	11
368.	uttered	'atərd	'ʌtərd	9
369.	by	baɪ	baɪ	
370.	the	də	ðə	
371.	teacher	'tɪtʃər	'tɪtʃər	
372.	already	al'reɪdi	ɔl'reɪdi	7, 10
373.	choose	cuz	tʃuːz	
374.	one	wʌn	wʌn	
375.	student	'studənt	'studənt	
376.	to	tu	tu	
377.	answer	'ansər	'ænsər	11
378.	the	də	ðə	
379.	question	'kwɛssən	'kwɛstʃən	
380.	the	də	ðə	
381.	student	'studənt	'studənt	
382.	who	hu	hu	
383.	already	al'reɪdi	ɔl'reɪdi	10
384.	chosen	cusən	'tʃuːzən	13
385.	by	baɪ	baɪ	
386.	explain	ek'spleɪn	ɪk'spleɪn	2
387.	the	də	ðə	
388.	answer	'ansər	ði 'ænsər	11
389.	the	də	ðə	
390.	forth	fɔrt	fɔrθ	
391.	picture	pɪktʃər	pɪktʃər	
392.	the	də	ðə	
393.	teacher	'tɪtʃər	'tɪtʃər	
394.	give	'gɪf	'gɪv	
395.	some	səm	səm	9
396.	reward	rɪ'wɔrd	rɪ'wɔrd	
397.	to	tu	tu	
398.	student	'studənt	'studənt	
399.	who	hu	hu	
400.	answer	ansər	'ænsər	11

	401.	question	'kwɛssən	'kwɛstʃən	
	402.	by	baɪ	baɪ	
	403.	asking	'æskɪŋ	'æskɪŋ	
	404.	their	dɛɪr	ðɛr	7
	405.	friends	frɛnds	frɛndz	
	406.	to	tu	tu	
	407.	give	'gɪv	'gɪv	
	408.	applause	ə'plɔs	ə'plɔz	
	409.	to	tu	tu	
	410.	their	dɛɪr	ðɛr	7
	411.	friend	frɛnd	frɛnd	
	412.	who	hu	hu	
	413.	already	əl'reɪdɪ	əl'reɪdɪ	7, 10
	414.	answer	ɑnsər	'ænsər	11
	415.	the	də	ðə	
	416.	question	'kwɛssiən	kwɛstʃən	
<b>R E S P O N D E N T  5</b>	417.	the	də	ðə	
	418.	first	fɜrst	fɜrst	
	419.	picture	'pɪktʃər	'pɪktʃər	
	420.	tells	tɛls	tɛlz	
	421.	us	əs	ʌs	9
	422.	about	ə'baʊt	ə'baʊt	
	423.	in	ɪn	ɪn	
	424.	class	klɑs	klæs	11
	425.	there	dɛr	ðɛr	
	426.	is	ɪz	ɪz	
	427.	a	e	ə	
	428.	teacher	'ti:tʃər	'ti:tʃər	
	429.	and	ænd	ænd	11
	430.	some	səm	səm	9
	431.	students	'stʊdənts	'stʊdənts	
	432.	which	wɪtʃ	wɪtʃ	
	433.	is	ɪz	ɪz	
	434.	they	dɛɪ	ðɛɪ	
	435.	are	ɑr	ɑr	12
	436.	study	'stʌdɪ	'stʌdɪ	
	437.	english	'ɪŋɡlɪʃ	'ɪŋɡlɪʃ	
	438.	a	e	ə	
	439.	teacher	'ti:tʃər	'ti:tʃər	
	440.	give	'gɪv	'gɪv	
	441.	explanation	ɛksplə'neɪʃən	ɛksplə'neɪʃən	8

442.	about	ə'baot	ə'baot	
443.	english	'ɪŋɡlɪʃ.	'ɪŋɡlɪʃ.	
444.	the	də	ðə	
445.	teacher	'tɪʃər	'tɪʃər	
446.	check	çek	ʃæk	
447.	student	studənt	'studənt	
448.	attention	ə'tensɪən	ə'tenʃən	
449.	with	wɪt	wɪð	
450.	some	səm	səm	9
451.	question	'kwɛsɪən.	'kwɛstʃən.	
452.	some	səm	səm	9
453.	student	'studənt	'studənt	
454.	enthusiasm	ən'tuzɪ,əsəm	ɪn'θuzɪ,æzəm	2, 11
455.	raise	raɪs	reɪz	17
456.	hand	hænd	hænd	11
457.	to	tu	tu	
458.	answer	'ænsər	'ænsər	11
459.	the	də	ðə	
460.	question	'kwɛsən	'kwɛstʃən	
461.	teacher	'tɪʃər	'tɪʃər	
462.	chose	çus	ʃoʊz	13
463.	one	wʌn	wʌn	
464.	student	'sɪdənt	'studənt	
465.	to	tu	tu	
466.	answer	'ænsər	'ænsər	11
467.	question	'kwɛsən	'kwɛstʃən	
468.	the	də	ðə	
469.	teacher	'tɪʃər	'tɪʃər	
470.	give	ɡɪv	ɡɪv	
471.	reinforcement	ri:ən'fɔ:smənt	'rɪn'fɔ:smənt	2
472.	to	tu	tu	
473.	appreciate	ə'prɪ:ʃi,et	ə'prɪʃi,et	8
474.	the	də	ðə	
475.	student	'sɪdənt	'studənt	
476.	who	hu	hu	
477.	have	hæv	hæv	11
478.	answer	'ænsər	'ænsər	11
479.	the	də	ðə	
480.	question	'kwɛsɪən	'kwɛstʃən	
481.	the	də	ðə	
482.	first	fɜ:st	fɜ:st	

**R  
E  
S  
P  
O  
N  
D  
E  
N  
T  
6**

483.	picture	'pɪkʃər	'pɪktʃər	
484.	is	ɪz	ɪz	
485.	about	ə'baʊt	ə'baʊt	
486.	teaching	'tɪtʃɪŋ	'tɪtʃɪŋ	
487.	activity	æk'trɪvɪti	æk'trɪvəti	8, 11
488.	in	ɪn	ɪn	
489.	the	də	ðə	
490.	class	klɑːs	klæs	11
491.	the	də	ðə	
492.	teacher	'ti:tʃər	'ti:tʃər	
493.	gives	gɪvz	gɪvz	
494.	explanation	ˌɛksplə'neɪʃən	ˌɛksplə'neɪʃən	8
495.	for	fɔː	fɔː	
496.	the	də	ðə	
497.	student	'stjuːdnt	'stjuːdnts	
498.	to	tu	tu	
499.	know	nəʊ	nəʊ	
500.	ability	ə'bɪləti	ə'bɪləti	8
501.	of	ɒf	əv	8
502.	the	də	ðə	
503.	students	'stjuːdnts	'stjuːdnts	
504.	or	ɔː	ɔː	
505.	the	də	ðə	
506.	previous	'prɪvɪəs	'prɪvɪəs	8
507.	knowledge	'nɒlədʒ	'nɒlədʒ	8, 12
508.	about	ə'baʊt	ə'baʊt	
509.	the	də	ðə	
510.	material	mə'tɪəriəl	mə'tɪəriəl	2
511.	the	də	ðə	
512.	second	'sekənd	'sekənd	
513.	picture	'pɪkʃər,	'pɪktʃər,	
514.	teacher	'ti:tʃər	'ti:tʃər	
515.	gives	gɪvz	gɪvz	
516.	one	wʌn	wʌn	
517.	question	'kwɛstʃən	'kwɛstʃən	
518.	for	fɔː	fɔː	
519.	the	də	ðə	
520.	students	'stjuːdnts	'stjuːdnts	
521.	four	fɔː	fɔː	
522.	of	ɒf	əv	8
523.	student	'stjuːdnt	'stjuːdnt	

524.	try	traɪ	traɪ	
525.	to	tu	tu	
526.	answer	ˈænsər	'ænsər	11
527.	that	dət	ðæt	11
528.	question	'kwɛʃiən	'kwɛstʃən	
529.	teacher	'ti:tʃər	'ti:tʃər	
530.	chose	çus	tʃoʊz	13
531.	one	wʌn	wʌn	
532.	of	ɒf	əv	8
533.	them	dəm	ðəm	
534.	to	tu	tu	
535.	answer	ˈænsər	'ænsər	11
536.	the	də	ðə	
537.	question	'kwɛʃən.	'kwɛstʃən.	
538.	one	wʌn	wʌn	
539.	of	ɒf	əv	8
540.	the	də	ðə	
541.	students	'studeɪnts	'studənts	
542.	speaks	spi:ks	spi:ks	
543.	and	ænd	ænd	11
544.	explain	ɪk'spleɪn	ɪk'spleɪn	2
545.	about	ə'baʊt	ə'baʊt	
546.	his	hɪz	hɪz	
547.	answer	ˈænsər	'ænsər	11
548.	to	tu	tu	
549.	appreciate	ə'pri:ʃi:et	ə'pri:ʃi:et	8
550.	braveness	breɪvnəs	breɪvnəs	
551.	and	ænd	ænd	11
552.	confident	'kɒnfɪdənt	'kɒnfədənt	8, 12
553.	for	fɔ:	fɔ:	
554.	great	ɡreɪt	ɡreɪt	17
555.	opinion	ə'pɪnjən	ə'pɪnjən	
556.	teacher	'ti:tʃər	'ti:tʃər	
557.	and	ænd	ænd	11
558.	all	ɔ:l	ɔ:l	
559.	the	də	ðə	
560.	students	'studənts	'studənts	
561.	give	ɡɪv	ɡɪv	
562.	applause	ə'plɔ:z	ə'plɔ:z	10
563.	for	fɔ:~	fɔ:~	
564.	his	hɪz	hɪz	

R E S P O N D E N T  7	565.	effort	'ɪfɔrt	'ɛfərt	8
	566.	the	də	ðə	
	567.	teacher	'tɪʃər	'tɪʃər	
	568.	is	ɪz	ɪz	
	569.	introducing	ˌɪntrəˈduːsɪŋ	ˌɪntrəˈduːsɪŋ	8
	570.	material	məˈtɪəriəl	məˈtɪəriəl	2,8
	571.	to	tu	tu	
	572.	her	hər	hɜr	
	573.	student	'stʊdənt	'stʊdənt	
	574.	then	dən	ðen	
	575.	she	ʃi	ʃi	
	576.	asks	æks	æks	11
	577.	a	e	ə	
	578.	question	'kwɛsɪən	'kwɛstʃən	
	579.	some	səm	səm	9
	580.	students	'stʊdənts	'stʊdənts	
	581.	raise	raɪz	reɪz	17
	582.	their	deɪr	ðeɪr	7
	583.	hand	hænd	hænd	11
	584.	to	tu	tu	
	585.	answer	ɑnsər	'ænsər	11
	586.	the	də	ðə	
	587.	teacher	tɪʃər	'tɪʃər	
	588.	question	'kwɛsɪən	'kwɛstʃən	
	589.	the	də	ðə	
	590.	teacher	'tɪʃər	'tɪʃər	
	591.	points	pɔɪnts	pɔɪnts	
	592.	the	də	ðə	
	593.	student	'stʊdənt	'stʊdənt	
	594.	who	hu	hu	
	595.	sit	sɪt	sɪt	
	596.	in	ɪn	ɪn	
597.	front	frʌnt	frʌnt		
598.	of	ɒf	əv	8	
599.	her	hɜr	hɜr		
600.	to	tu	tu		
601.	answer	ɑnsər	'ænsər	11	
602.	question	'kwɛsɪən	'kwɛstʃən		
603.	after	ɑftər	'æftər		
604.	the	də	ðə		
605.	student	'stʊdənt	'stʊdənt		



	606.	answer	ansər	'ænsər	11
	607.	the	də	ðə	
	608.	question	'kwɛssən	'kwɛstʃən	
	609.	the	də	ðə	
	610.	teacher	'tɪʃər	'tɪʃər	
	611.	is	ɪs	ɪz	
	612.	giving	'gɪvɪŋ	'gɪvɪŋ	
	613.	applause	ə'plaus	ə'plɔz	10
	614.	to	tu	tu	
	615.	the	də	ðə	
	616.	student	'sɛdənt	'stɛdənt	
<b>R E S P O N D E N T  8</b>	617.	today	tu'deɪ	tə'deɪ	8, 17
	618.	is	ɪs	ɪz	
	619.	monday	'mʌndaɪ	'mʌndeɪ	
	620.	ms. bella	mɪs. 'bɛlə	mɪz. 'bɛlə	
	621.	comes	kʌms	kʌms	
	622.	to	tu	tu	
	623.	the	də	ðə	
	624.	class	klʌs	klæs	11
	625.	to	tu	tu	
	626.	seven	'sɛvən	'sɛvən	
	627.	grade	ɡreɪd	ɡreɪd	17
	628.	class	klʌs	klæs	11
	629.	to	tu	tu	
	630.	teach	tɪtʃ	tɪtʃ	
	631.	about	ə'baʊt	ə'baʊt	
	632.	english	'ɪŋɡlɪʃ	'ɪŋɡlɪʃ	
	633.	firstly	'fɜːrstli	'fɜːrstli	
	634.	ms. bella	mɪs. 'bɛlə	mɪz. 'bɛlə	
	635.	is	ɪs	ɪz	
	636.	doing	'duːɪŋ	'duːɪŋ	
	637.	greeting	'ɡriːtɪŋ	'ɡriːtɪŋ	
	638.	to	tu	tu	
	639.	the	də	ðə	
	640.	student	'sɛdənt	'stɛdənt	
	641.	and	ænd	ænd	11
	642.	ask	'æsk	'æsk	11
	643.	about	ə'baʊt	ə'baʊt	
	644.	their	deɪr	ðeɪr	7
645.	condition	kən'dɪʃən.	kən'dɪʃən.	8	
646.	after	'ɑːftər	'æftər	11	

647.	that	det	ðæt	11
648.	ms. bella	mɪs. 'bɛlə	mɪz. 'bɛlə	
649.	ask	ask	æsk	11
650.	about	ə'baʊt	ə'baʊt	
651.	previous	'pɪrɪviəs	'prɪviəs	8
652.	material	mə'tɪəriəl	mə'tɪəriəl	2, 8
653.	she	ʃi	ʃi	
654.	asking	'askɪŋ	'æskɪŋ	11
655.	the	də	ðə	
656.	student	'stʊdənt	'stʊdənt	
657.	to	tu	tu	
658.	raise	raɪz	reɪz	17
659.	their	dɛɪr	ðɛr	7
660.	hand	hænd	hænd	11
661.	if	ɪf	ɪf	
662.	they	dɛɪ	ðɛɪ	
663.	want	wɑnt	wɑnt	
664.	to	tu	tu	
665.	speak	spi:k	spi:k	
666.	some	sʌm	sʌm	
667.	of	ɒf	əv	
668.	students	'stʊdənts	'stʊdənts	
669.	raise	raɪz	reɪz	17
670.	their	dɛɪr	ðɛr	7
671.	hand	hænd	hænd	11
672.	and	ænd	ænd	11
673.	ms. bella	mɪs 'bɛlə	mɪz 'bɛlə	
674.	points	pɔɪnts	pɔɪnts	
675.	them	dɛm	ðɛm	
676.	one	wʌn	wʌn	
677.	by	baɪ	baɪ	
678.	one	wʌn	wʌn	
679.	after	ɑftər	'æftər	11
680.	the	də	ðə	
681.	students	'stʊdənts	'stʊdənts	
682.	explain	ɪk'spleɪn	ɪk'spleɪn	2
683.	what	wɒt	wɒt	
684.	they	dɛɪ	ðɛɪ	
685.	know	nəʊ	nəʊ	
686.	about	ə'baʊt	ə'baʊt	
687.	the	də	ðə	

	688.	previous	'pɪrɪfɪʊs	'prɪvɪəs	8
	689.	material	mə'tɪəriəl	mə'tɪəriəl	2, 8
	690.	ms. bella	mɪs 'bɛlə	mɪz 'bɛlə	
	691.	appreciates	a'prɪʃi, eɪts	ə'prɪʃi, eɪts	8
	692.	them	dɛm	ðɛm	
	693.	by	bɑɪ	bɑɪ	
	694.	saying	'seɪɪŋ	'seɪɪŋ	
	695.	greet	grɪt	grɪt	
	696.	and	ɛnd	ænd	11
	697.	thanks	tɛŋks	θæŋks	11
	698.	and	ɛnd	ænd	11
	699.	ask	ɔsk	æsk	11
	700.	all	ɔl	ɔl	10
	701.	of	ɔf	əv	8
	702.	the	də	ðə	
	703.	students	'stʊdɛnts	'stʊdɛnts	
	704.	to	tʊ	tʊ	
	705.	give	'gɪv	'gɪv	
	706.	applause	ə'plɔ:z	ə'plɔ:z.	10
<b>R E S P O N D E N T  9</b>	707.	in	ɪn	ɪn	
	708.	the	də	ðə	
	709.	first	fɜrst	fɜrst	
	710.	picture	'pɪktʃər	'pɪktʃər	
	711.	when	wɛn	wɛn	
	712.	we	wɪ	wɪ	
	713.	see	si	si	
	714.	from	fɹɒm	fɹɒm	
	715.	this	dɪs	ðɪs	
	716.	picture	'pɪktʃər	'pɪktʃər	
	717.	this	dɪs	ðɪs	
	718.	activity	æk'tɪvɪti	æk'tɪvəti	8, 11
	719.	seems	sɪms	sɪmz	
	720.	like	laɪk	laɪk	
	721.	there	dɛr	ðɛr	
	722.	is	ɪz	ɪz	
	723.	teacher	'ti:tʃər	'ti:tʃər	
	724.	stand	stænd	stænd	11
	725.	up	ʌp	ʌp	
	726.	in	ɪn	ɪn	
	727.	front	fɹɒnt	fɹɒnt	
	728.	of	ɔf	əv	8

729.	the	də	ðə	
730.	classroom	'klas,rʊm	'klæs,rʊm	11
731.	and	ænd	ænd	11
732.	the	də	ðə	
733.	teacher	'ti:tʃər	'ti:tʃər	
734.	explain	eks'spleɪn	ɪk'spleɪn	2
735.	the	də	ðə	
736.	material	mə'tɪəriəl	mə'tɪəriəl	2, 8
737.	in	ɪn	ɪn	
738.	front	fɒnt	fɒnt	
739.	of	ɒf	əv	8
740.	classroom	'klas,rʊm	'klæs,rʊm	11
741.	for	fɔː	fɔː	
742.	the	də	ðə	
743.	students	'stʊdənts	'stʊdənts	
744.	it	ɪt	ɪt	
745.	is	ɪz	ɪz	
746.	such	sʌk	sʌʃ	
747.	us	ʌs	ʌs	
748.	giving	'gɪvɪŋ	'gɪvɪŋ	
749.	warm	'wɔːm	'wɔːm	10
750.	up	ʌp	ʌp	
751.	or	ɔː	ɔː	
752.	maybe	'meɪbi	'meɪbi	
753.	the	də	ðə	
754.	teacher	'ti:tʃər	'ti:tʃər	
755.	ask	ɑːsk	'æsk	11
756.	the	də	ðə	
757.	materials	mə'tɪəriəls	mə'tɪəriəlz	2, 8
758.	or	ɔː	ɔː	
759.	invite	ɪn'vaɪt	ɪn'vaɪt	
760.	student	'stʊdənt	'stʊdənt	
761.	to	tu	tu	
762.	memorize	'meməraɪz	'meməraɪz	8
763.	last	lɑːst	læst	11
764.	material	mə'tɪəriəl	mə'tɪəriəl	2,8
765.	or	ɔː	ɔː	
766.	maybe	'meɪbi	'meɪbi	
767.	she	ʃi	ʃi	
768.	explain	eks'spleɪn	ɪk'spleɪn	2
769.	materials	mə'tɪəriəls	mə'tɪəriəlz	

770.	today	tu'deɪ	tə'deɪ	8
771.	move	mʊv	mʊv	
772.	to	tu	tu	
773.	the	də	ðə	
774.	next	nekst	nekst	
775.	picture	'pɪktʃər,	'pɪktʃər,	
776.	we	wɪ	wɪ	
777.	could	kʊd	kʊd	
778.	see	si	si	
779.	this	dɪs	ðɪs	
780.	activity	æk'tɪvɪti.	æk'tɪvəti.	8, 11
781.	it	ɪt	ɪt	
782.	is	ɪz	ɪz	
783.	asking	'æskɪŋ	'æskɪŋ	11
784.	section	'sekʃən	'sekʃən	
785.	maybe	'meɪbi	'meɪbi	
786.	it	ɪt	ɪt	
787.	seems	sɪms	sɪmz	
788.	like	laɪk	laɪk	
789.	teacher	'ti:tʃər	'ti:tʃər	
790.	ask	æsk	'æsk	11
791.	material	mə'tɪəriəl	mə'tɪəriəl	2, 8
792.	for	fɔː	fɔː	
793.	students	'studənts	'studənts	
794.	and	ænd	ænd	11
795.	there	ðeə	ðeə	
796.	are	ɑː	ɑː	12
797.	some	sʌm	sʌm	
798.	students	'studənts	'studənts	
799.	raise	reɪz	reɪz	17
800.	their	ðeə	ðeə	7
801.	hand	hænd	hænd	11
802.	bravely	'breɪvli	'breɪvli	
803.	and	ænd	ænd	11
804.	i	aɪ	aɪ	
805.	think	θɪŋk	θɪŋk	
806.	they	ðeɪ	ðeɪ	
807.	are	ɑː	ɑː	12
808.	smart	smɑːt	smɑːt	12
809.	enough	ɪ'nʌf	ɪ'nʌf	
810.	because	bɪ'keɪz	bɪ'keɪz	10

811.	almost	al, most	'ɒl, moʊst	10, 13
812.	all	al	ɒl	10
813.	students	'scudəns	'studənts	
814.	here	hir	hir	
815.	raise	rais	reɪz	17
816.	their	deɪr	ðeɪr	7
817.	hands	hends	hændz	11
818.	it	it	ɪt	
819.	means	mins	minz	
820.	that	det	ðæt	11
821.	they	deɪ	ðeɪ	
822.	have	hef	hæv	11
823.	a	ə	ə	
824.	good	gʊd	gʊd	
825.	answer	'ənsər	'ænsər	11
826.	it	ɪt	ɪt	
827.	seems	sɪms	sɪmz	
828.	like	laɪk	laɪk	
829.	answer	ənsər	'ænsər	11
830.	section	'seksjən	'seksjən	
831.	there	deɪr	ðeɪr	
832.	is	ɪs	ɪz	
833.	one	wʌn	wʌn	
834.	student	'scudənt	'studənt	
835.	here	hir	hir	
836.	stand	stend	stænd	11
837.	up	ʌp	ʌp	
838.	and	end	ænd	11
839.	deliver	də'lvɪər	dɪ'lvɪər	2
840.	his	hɪs	hɪz	
841.	opinion	o'pɪnjən	ə'pɪnjən	8
842.	and	end	ænd	11
843.	answer	ənsər	'ænsər	11
844.	the	də	ðə	
845.	question	'kwɛsɪən	'kwɛstjən	
846.	from	fɹəm	fɹəm	
847.	the	də	ðə	
848.	teacher	'ti:tʃər	'ti:tʃər	
849.	maybe	'meɪbi	'meɪbi.	
850.	and	end	ænd	11
851.	i	aɪ	aɪ	

852.	see	si	si	
853.	student	'sɪdʌnt	'stʊdʌnt	
854.	speak	spi:k	spi:k	
855.	bravely	'breɪfli	'breɪvli	
856.	confidently	'kɒnfɪdəntli	'kɒnfədəntli	8, 12
857.	to	tu	tu	
858.	the	də	ðə	
859.	teacher	'ti:tʃər	'ti:tʃər	
860.	after	ɑ:ftər	'æftər	11
861.	deliver	də'li:vər	dɪ'li:vər	2
862.	his	hɪs	hɪz	
863.	opinion	ə'pɪnjən	ə'pɪnjən	8
864.	i	aɪ	aɪ	
865.	see	si	si	
866.	in	ɪn	ɪn	
867.	this	dɪs	ðɪs	
868.	picture	'pɪktʃər	'pɪktʃər	
869.	teacher	'ti:tʃər	'ti:tʃər	
870.	give	ɡɪv	ɡɪv	
871.	reward	rɪ'wɔ:rd	rɪ'wɔ:rd	
872.	and	ænd	ænd	11
873.	all	ɔ:l	ɔ:l	
874.	student	'sɪdʌnt	'stʊdʌnt	
875.	here	hɪə	hɪə	
876.	giving	'ɡɪvɪŋ	'ɡɪvɪŋ	
877.	reward	rɪ'wɔ:rd	rɪ'wɔ:rd	
878.	also	'ɔ:lsəʊ	'ɔ:lsəʊ	10,13
879.	by	baɪ	baɪ	
880.	giving	'ɡɪvɪŋ	'ɡɪvɪŋ	
881.	applause	ə'plɔ:z	ə'plɔ:z	10
882.	to	tu	tu	
883.	one	wʌn	wʌn	
884.	student	'stʊdʌnt	'stʊdʌnt	
885.	who	hu	hu	
886.	bravely	'breɪvli.	'breɪvli.	
887.	and	ænd	ænd	11
888.	confidently	'kɒnfɪdəntli	'kɒnfədəntli	8, 12
889.	deliver	də'li:vər	dɪ'li:vər	2
890.	his	hɪs	hɪz	
891.	opinion	ə'pɪniən	ə'pɪnjən	
892.	i	aɪ	aɪ	

	893.	think	tɪŋk	θɪŋk	
	894.	that	det	ðæt	11
	895.	the	də	ðə	
	896.	last	las	læst	11
	897.	section	'seksjən	'seksjən	
	898.	all	ɔl	ɔl	
	899.	this	dɪs	ðɪz	
	900.	activity	æk'tɪvɪti	æk'tɪvəti	8, 11
	901.	in	ɪn	ɪn	
	902.	the	də	ðə	
	903.	classroom	'klas,rʊm	'klæs,rʊm	11
<b>R E S P O N D E N T  10</b>	904.	this	dɪs	ðɪs	
	905.	is	ɪz	ɪz	
	906.	the	də	ðə	
	907.	sequential	sə'kwɛnsɪəl	sə'kwɛnsjəl	8
	908.	picture	'pɪktʃər	'pɪktʃər	
	909.	the	də	ðə	
	910.	first	fɜrs	fɜrst	
	911.	picture	'pɪktʃər	'pɪktʃər	
	912.	illustrate	'ɪlu,streɪt	'ɪlə,streɪt	8
	913.	that	det	ðæt	11
	914.	the	də	ðə	
	915.	dozen	'dʌzən	'dʌzən	
	916.	is	ɪz	ɪz	
	917.	describing	dɪ'skraɪbɪŋ	dɪ'skraɪbɪŋ	
	918.	something	'sʌmθɪŋ	'sʌmθɪŋ	
	919.	the	də	ðə	
	920.	students	'studənts	'studənts	
	921.	listening	'lɪsənɪŋ	'lɪsənɪŋ	
	922.	carefully	'keɪfəli	'keɪfəli	8
	923.	it	ɪt	ɪt	
	924.	is	ɪz	ɪz	
	925.	how	haʊ	haʊ	
	926.	to	tu	tu	
	927.	say	sai	sei	17
	928.	illustrated	'ɪlu,streɪtɪd	'ɪlə,streɪtəd	8
	929.	from	fɹɒm	fɹɒm	
930.	their	deɪr	ðeɪr	7	
931.	eyes	aɪz	aɪz		
932.	contacting	'kɒn,tæktɪŋ	'kɒn,tæktɪŋ	11, 12	
933.	to	tu	tu		



934.	their	deɪr	ðeɪ	7
935.	teacher	'tɪtʃər	'tɪtʃər	
936.	in	ɪn	ɪn	
937.	this	dɪs	ðɪs	
938.	second	'sekənd	'sekənd	
939.	picture	'pɪktʃər	'pɪktʃər	
940.	i	aɪ	aɪ	
941.	can	kən	kæn	11
942.	conclude	kən'klud	kən'klud	8
943.	that	dæt	ðæt	11
944.	this	dɪs	ðɪs	
945.	is	ɪz	ɪz	
946.	the	də	ðə	
947.	hardwork	hɑːd'wɜːk	hɑːd'wɜːk	12
948.	of	ɒv	əv	8
949.	the	də	ðə	
950.	teacher	'tɪtʃər	'tɪtʃər	
951.	give	gɪv	gɪv	
952.	the	dɪ	ði	
953.	opportunity	ˌɒpər'tʊnəti	ˌɒpər'tʊnəti	8, 12
954.	for	fɔː	fɔː	
955.	the	də	ðə	
956.	students	'studənts	'studənts	
957.	to	tu	tu	
958.	give	gɪv	gɪv	
959.	first	fɜːst	fɜːst	
960.	feedback	'fiːdbæk	'fiːdbæk	11
961.	asking	'æskɪŋ	'æskɪŋ	11
962.	clarification	ˌklærəfə'keɪʃən	ˌklærəfə'keɪʃən	7, 8
963.	and	ænd	ænd	11
964.	giving	gɪvɪŋ	gɪvɪŋ	
965.	addition	ə'dɪʃən	ə'dɪʃən	
966.	by	bɑɪ	bɑɪ	
967.	raising	'raɪzɪŋ	'reɪzɪŋ	17
968.	their	ðeɪ	ðeɪ	
969.	hand	hænd	hænd	11
970.	moving	'mʊvɪŋ	'mʊvɪŋ	
971.	to	tu	tu	
972.	the	də	ðə	
973.	third	θɜːd	θɜːd	
974.	picture	'pɪktʃər	'pɪktʃər	

975.	this	dɪs	ðɪs	
976.	is	ɪs	ɪz	
977.	where	wɛr	wɛr	
978.	one	wʌn	wʌn	
979.	of	ɒf	ʌv	8
980.	chosen	'tʃʊzən	'tʃʊzən	13
981.	student	'stʊdənt	'stʊdənt	
982.	speaking	'spi:kɪŋ	'spi:kɪŋ	
983.	teacher	'ti:tʃər	'ti:tʃər	
984.	has	hæz	hæz	11
985.	been	bɪn	bɪn	
986.	chosen	'tʃʊzən	'tʃʊzən	13
987.	which	wɪç	wɪʃ	
988.	one	wʌn	wʌn	
989.	of	ɒf	əv	8
990.	students	'stʊdənts	'stʊdənts	
991.	being	'bi:ŋ	'bi:ŋ	
992.	choose	tʃʊz	tʃʊz	
993.	or	ɔr	ɔr	
994.	selected	sə'lektɪd	sə'lektəd	8
995.	to	tʊ	tʊ	
996.	speak	spi:k	spi:k	
997.	and	ænd	ænd	11
998.	he	hi	hi	
999.	stand	stænd	stænd	11
1000.	up	ʌp	ʌp	
1001.	to	tʊ	tʊ	
1002.	speak	spi:k	spi:k	
1003.	so	səʊ	səʊ	13
1004.	this	dɪs	ðɪs	
1005.	is	ɪs	ɪz	
1006.	one	wʌn	wʌn	
1007.	voice	vɔɪs	vɔɪs	
1008.	rule	rul	rul	
1009.	or	ɔr	ɔr	
1010.	something	'sʌmθɪŋ	'sʌmθɪŋ	
1011.	done	dʌn	dʌn	
1012.	here	hɪr	hɪr	
1013.	everybody	'ɛvri bɑdi	'ɛvri bɑdi	10
1014.	claps	klæps	klæps	11
1015.	their	ðeɪr	ðeɪr	17

1016	hand	hend	hænd	11
1017	so	soʊ	soʊ	
1018	this	dɪs	ðɪs	
1019	is	ɪs	ɪz	
1020	like	laɪk	laɪk	
1021	appreciation	a,prɪʃi'eɪʃən	ə,prɪʃi'eɪʃən	8
1022	this	dɪs	ðɪs	
1023	is	ɪs	ɪz	
1024	the	də	ðə	
1025	feedback	'fɪd,bæk	'fɪd,bæk	11
1026	in	ɪn	ɪn	
1027	educational	ˌɛdʒu'keɪʃənəl	ˌɛdʒə'keɪʃənəl	8
1028	psychology	sar'kɒlədʒi	sar'kɒlədʒi	8
1029	called	kɒld	kɒld	
1030	as	as	æz	11
1031	reinforcement	ˌreɪn'fɔːsmənt	ˌrɪn'fɔːsmənt	2
1032	or	ɔː	ɔː	
1033	give	'gɪf	'gɪv	
1034	appreciation	a,prɪʃi'eɪʃən	ə,prɪʃi'eɪʃən	8
1035	to	tu	tu	
1036	pick	pɪk	pɪk	
1037	up	ʌp	ʌp	
1038	what	wɒt	wɒt	
1039	good	gʊd	gʊd	
1040	thing	tɪŋ	θɪŋ	
1041	that	dət	ðæt	11
1042	he	hi	hi	
1043	have	hef	hæv	11
1044	done	dʌn	dʌn	

Note:

■ Unnatural sound of vowel

■ Unnatural sound of consonant

Code:

Code is the specific unnatural sound uttered by the student

1. [i:] Tense High Front Unrounded
2. [ɪ] Lax Mid High Front Unrounded
3. [u:] Tense High Back Rounded

4. [u] Lax Mid High Back Rounded
5. [ɤ] Lax Mid Central Unrounded
6. [ʊ] Lax Mid High Back Rounded
7. [ɛ] Lax Mid low Front Unrounded
8. [ə] Lax Mid Central Unrounded
9. [ʌ] Lax Low Central Unrounded
10. [ɔ] Tense Mid Back Rounded
11. [æ] Lax Low Front Unrounded
12. [ɑ] Lax Low Back Rounded
13. [oʊ] Tense Mid Back Rounded To High Back Rounded
14. [ai] tense low central unrounded to high front unrounded
15. [aʊ] Tense Low Central Unrounded To High Back Rounded
16. [ɔi] Tense Mid Back Rounded to High Front Unrounded
17. [eɪ] Tense Mid Front Unrounded to High Front Unrounded



## APPENDIX VII

### CLASSIFICATION OF UNNATURAL VOWEL SOUNDS OF AMERICAN ENGLISH

No.	Sound Category	Word Number
1.	[i:] Tense High Front Unrounded	-
2.	[ɪ] Lax Mid High Front Unrounded	40, 43, 46, 49, 124, 130, 196, 216, 235, 237, 273, 285, 332, 334, 353, 386, 454, 471, 510, 544, 570, 652, 682, 689, 734, 736, 757, 764, 768, 791, 839, 861, 889, 1031
3.	[u:] Tense High Back Rounded	-
4.	[ʊ] Lax Mid High Back Rounded	-
5.	[ə] Lax Mid Central Unrounded	-
6.	[ɔ] Lax Mid High Back Rounded	-
7.	[ɛ] Lax Mid low Front Unrounded	63, 77, 148, 168, 259, 308, 311, 345, 360, 372, 404, 410, 413, 582, 644, 659, 670, 800, 816, 930, 934, 962, 1015
8.	[ə] Lax Mid Central Unrounded	6, 46, 69, 85, 96, 109, 164, 185, 190, 215, 298, 326, 329,

		334, 347, 353, 441, 473, 487, 494, 500, 501, 506, 507, 522, 532, 539, 549, 552, 566, 569, 570, 598, 617, 645, 651, 652, 688, 689, 691, 701, 718, 728, 736, 739, 757, 762, 764, 770, 780, 791, 841, 856, 863, 888, 900, 907, 912, 922, 928, 942, 948, 953, 962, 979, 989, 1021, 1027, 1028, 1034
9.	[ʌ] Lax Low Central Unrounded	13, 74, 114, 207, 236, 244, 256, 368, 395, 421, 430, 450, 452, 579
10.	[ɔ] Tense Mid Back Rounded	102, 252, 304, 310, 311, 372, 383, 413, 562, 613, 700, 706, 749, 810, 811, 812, 878, 881
11.	[æ] Lax Low Front Unrounded	11, 27, 30, 37, 38, 47, 48, 50, 52, 57, 64, 68, 78, 79, 92, 93, 107, 110, 118, 132, 133, 149, 169, 203, 221, 243, 247, 251, 272, 276, 280, 282, 287, 296,

		<p>300, 302, 303, 304, 307, 309,  312, 323, 328, 349, 365, 367,  377, 388, 400, 414, 424, 429,  454, 456, 458, 466, 477, 478,  487, 491, 526, 527, 535, 543,  547, 551, 557, 576, 585, 601,  606, 625, 628, 641,642, 646,  647, 649, 654, 660, 671,  672,679, 696, 697, 698, 699,  718, 724, 730, 731, 740, 755,  763, 780, 783, 790, 794, 794,  801, 803, 817, 820, 822, 825,  829, 836, 838, 843, 844, 850,  860, 872, 887, 894, 896, 900,  903, 913, 932, 941, 943, 960,  961, 963, 969, 984, 997,  999,1014, 1016, 1025, 1030,  1041, 1043</p>
12.	[a] Lax Low Back Rounded	<p>32, 97, 115,120, 128, 153,  143, 213, 215, 255, 325, 435,  507, 552, 796, 807, 808, 856,</p>

		888, 932, 953, 947, 1014
13.	[oʊ] Tense Mid Back Rounded To High Back Rounded	22, 83, 201, 384, 462, 530, 811, 878, 980, 983, 1003
14.	[ai] tense low central unrounded to high front unrounded	-
15.	[aʊ] Tense Low Central Unrounded To High Back Rounded	112
16.	[ɔi] Tense Mid Back Rounded to High Front Unrounded	-
17.	[ei] Tense Mid Front Unrounded to High Front Unrounded	62, 76, 89, 90, 147, 167, 188, 248, 258, 359, 455, 554, 581, 617, 627, 658, 669, 799, 815, 927, 967, 1015







UNIVERSITAS ISLAM NEGERI  
**ALAUDDIN**  
M A K A S S A R

**APPENDIX IX**

**QUESTIONNAIRE FOR THE STUDENTS**

**Researcher** : Hartina

**Research Tittle** : Phonetic Analysis of English Segmental Sounds Produced by the Students of English Education Departement at UIN Alauddin Makassar

**Introduction :**

The aims of this questionnaires is to find out the factors cause the production of unnatural English segmental sounds uttered by the students of English Education Department at UIN Alauddin Makassar. In this case, the researcher will give some questions for the students. The researcher would appreciate if you answer he question honestly. Thank you.

**A. Personal Information :**

Reg. Number :

Age :

Gender :

Department:

No. HP :

**B. Questions (Please Answer the questions)!**

1. Have you ever learnt phonetic?

Yes       No

Why? .....

.....

2. Do you think that learning phonetic is important?

Yes             No

Why? .....

.....

3. Do you like to learn phonetic?

Yes             No

Why? .....

.....

4. Do you think that the produce of English sounds is difficult?

Yes             No

Why? .....

.....

**C. In understanding the causal factors production of American English segmental sounds unnatural, please answer the question below;**

1. According to the result of this research, the incorrect consonant sounds that the students produce are [v], [θ], [ð], [z], [ʃ], [dʒ], [ʒ], [ʃ], [t], [w], [l].

a. Based on the finding, you substituted the sound [ð] with sound [d]. Why do you tend to substitute the sound [ð] and what problems did you face when you produced it?

.....

.....

b. Based on the finding, you substituted the sound [θ] with sound [t]. Why do you tend to substitute the sound [θ] and what problems did you face when you produced it?

.....

.....  
c. Based on the finding, you substituted the sound [ʃ] with sound [ç]. Why do you tend to substitute the sound [ʃ] and what problems did you face when you produced it?

.....  
.....

d. Based on the finding, you substituted the sound [ʃ] with sound [s]. Why do you tend to substitute the sound [ʃ] and what problems did you face when you produced it?

.....  
.....

e. Based on the finding, you substituted the sound [v] with sound [f]. As we know that the sounds [v] exist in Indonesian Sounds. Why do you tend to substitute the sound [v] and what problems did you face when you produced it?

.....  
.....

f. Based on the finding, you substituted the sound [z] with sound [s]. As we know that the sounds [z] exist in Indonesian Sounds. Why do you tend to substitute the sound [z] and what problems did you face when you produced it?

.....  
.....

g. Based on the finding, you substituted the sound [t] with sound [c] like in the word ‘student’ which should be pronounced as [ˈstudənt], but you pronounced it as [ˈscudən]. As we know that the sounds [t] exist in Indonesian Sounds. Why do you tend to substitute the sound [t] and what problems did you face when you produced it?

.....  
.....

h. Based on the finding, you added d the sound [l]. It occurred in the word ‘talk’. This word must be pronounced [tɔk] but you uttered as [tɔlk]. Why do you tend to ommited the sound [l] and what problems did you face when you produced it?

.....  
.....

2. According to the result of this research, the incorrect vowel sounds that the students produce occurred I monophthong and diphthong.

The incorrect monophthong sounds that the respondents produced were [æ], [ɑ], [ə], [ʌ], [ɪ], [ɛ], [ɔ].

a. Based on the finding, you substituted the sound [æ] with sound [a] and [e]. Why do you tend to substitute the sound [æ] and what problems did you face when you produced it?

.....  
.....

b. Based on the finding, you substituted the sound [ə] with sound [o], [u], [a], [e] and [i]. Why do you tend to substitute the sound [ə] and what problems did you face when you produced it?

.....  
.....

c. Based on the finding, you substituted the sound [a] with sound [o], [a] and [ə]. Why do you tend to substitute the sound [a] and what problems did you face when you produced it?

.....  
.....

d. Based on the finding, you substituted the sound [i] with sound [e]. Why do you tend to substitute the sound [i] and what problems did you face when you produced it?

.....  
.....

e. Based on the finding, you substituted the sound [ε] with diphthong sounds [eɪ]. Why do you tend to substitute the sound [ε] and what problems did you face when you produced it?

.....  
.....

f. Based on the finding, you substituted the sound [ɔ] with diphthong sounds [a] and [au]. Like n the word all and because. You pronounced [ all] and [br'kaus]. They

must be pronounced [ɔl] and [br'kɔz ]. Why do you tend to substitute the sound [ɔ] and what problems did you face when you produced it?

.....  
.....

g. Based on the finding, you substituted the sound [ʌ] with diphthong sounds [a] and [o]. Why do you tend to substitute the sound [ʌ] and what problems did you face when you produced it?

.....  
.....

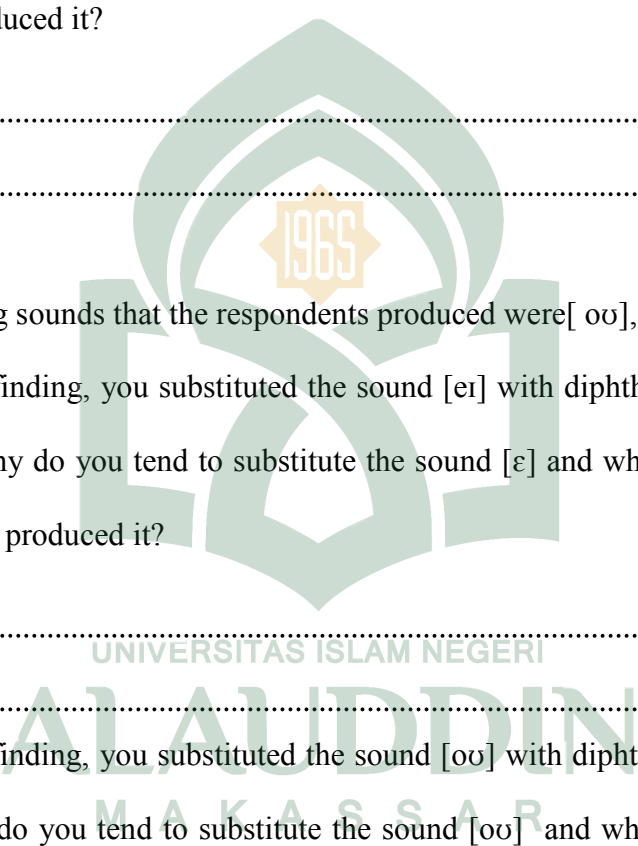
The incorrect diphthong sounds that the respondents produced were [oo], [ei].

a. Based on the finding, you substituted the sound [ei] with diphthong sounds [ai] and [e] and [i]. Why do you tend to substitute the sound [e] and what problems did you face when you produced it?

.....  
.....

b. Based on the finding, you substituted the sound [oo] with diphthong sounds [o] and [u]. Why do you tend to substitute the sound [oo] and what problems did you face when you produced it?

.....  
.....





- c. Based on the finding, you substituted the sound [aʊ] with diphthong sounds [oʊ] and [u]. Why do you tend to substitute the sound [aʊ] and what problems did you face when you produced it?

.....

.....



**APPENDIX X**  
**DOCUMENTATIONS**



UNIVERSITAS ISLAM NEGERI

**ALAUDDIN**  
M A K A S S A R





## CURRICULUM VITAE



**Hartina** was born in Tosora on 17<sup>th</sup> February 1996. She is the second child of his parents, H. Abdu Rahim and Hj. Nurhayati. She has two amusing brothers, Riadi Hamdan and Muh. Agim Nastiar. She started her education from a kinder garden, TK. Idalatikka Tosora, Wajo in 2001. In the next year, she continued her elementary school at MI As'Adiyah 49 Tosora, Wajo. She graduated from her elementary school in 2008. She finished his junior and high school at MTsN Binanga Mamuju and MAN Mamuju in 2008-2014. After listed as one of the higher alumni in his Madrasah, she enrolled in a university and Alhamdulillah he was listed as a student in UIN Alauddin at English Education Department, Tarbiyah and Teaching Faculty. In university, she met some great people in an English meeting club. It was HMJ PBI (Himpunan Mahasiswa Jurusan Pendidikan Bahasa Inggris) 2017 dan NGC (New Generation Club), where she found many valuable experiences.

UNIVERSITAS ISLAM NEGERI  
ALAUDDIN  
M A K A S S A R