


**USING THE JAKARTA POST (DAILY NEWSPAPER) TO IMPROVE
STUDENTS' ACADEMIC ENGLISH VOCABULARY OF ENGLISH
EDUCATION DEPARTMENT AT STATE ISLAMIC OF ALAUDDIN
MAKASSAR (UIN ALAUDDIN)**



Submitted in Partial Fulfillment of the Requirements for the Degree of Sarjana
Pendidikan (S.Pd) of English Education Department
Tarbiyah and Teaching Science Faculty
Alauddin State Islamic University
of Makassar

By:

UNIVERSITAS ISLAM NEGERI
RIDWAN
Reg. Number: 20400114062
ALAUDDIN
M A K A S S A R

**ENGLISH EDUCATION DEPARTMENT
TARBIYAH AND TEACHING SCIENCE FACULTY
ALAUDDIN STATE ISLAMIC UNIVERSITY OF MAKASSAR
2018
CHAPTER I**

PERNYATAAN KEASLIAN SKRIPSI

Dengan penuh kesadaran penulis yang bertanda tangan di bawah ini:

Nama : Ridwan
NIM : 20400114062
Tempat/Tgl. Lahir : Majene, 14 Mei 1995
Jur/Prodi/Konsentrasi : Pendidikan Bahasa Inggris
Fakultas/Program : Tarbiyah dan Keguruan
Alamat : Jl. Sultan Hasanuddin Pandang-pandang
Judul : *Using the Jakarta Post (Daily Newspaper) to Improve Student's Academic English Vocabulary of English Education Department at State Islamic University of Alauddin Makassar*

Menyatakan dengan sesungguhnya dan penuh kesadaran bahwa skripsi ini benar adalah hasil karya sendiri. Jika dikemudian hari terbukti bahwa ia merupakan duplikat, tiruan, plagiat, atau dibuat oleh orang lain, sebagian atau seluruhnya, maka skripsi dan gelar yang diperoleh karenanya batal demi hukum.

UNIVERSITAS ISLAM NEGERI
ALAUDDIN
M A K A S S A R

Gowa, 2018
Penulis



Ridwan
NIM. 20400114062

Persetujuan Pembimbing

Pembimbing penulisan skripsi saudara Ridwan NIM: 20400114062 mahasiswa Jurusan Pendidikan Bahasa Inggris pada Fakultas Tarbiyah dan Keguruan UIN Alauddin Makassar, setelah dengan seksama meneliti dan mengoreksi skripsi yang bersangkutan dengan judul *"Using Jakarta Post (Daily Newspaper) to Improve Students' Academic English Vocabulary of English Education Department at State Islamic University of Makassar Alauddin"* memandang bahwa skripsi tersebut telah memenuhi syarat-syarat ilmiah dan dapat disetujui untuk diajukan ke sidang muncapuyah.

Demikian persetujuan ini diberikan untuk dipergunakan dan diproses selanjutnya.

Makassar,

2018

UNIVERSITAS ISLAM NEGERI

Pembimbing I



Dr. Kamsinah, M.Pd.I.
NIP. 19680328 199603 2 002

Pembimbing II



Dr. Andi Kaharuddin, S.IP, M.Hum
NIP. 19740308200901200

PENGESAHAN SKRIPSI

Skripsi yang berjudul *"Using Jakarta Post (daily newspaper) to Improve Academic English vocabulary of English Education Department at State Islamic University of Alauddin Makassar"* yang disusun oleh saudara **Ridwan, NIM: 20400114062**, Mahasiswa Jurusan Pendidikan Bahasa Inggris pada Fakultas Tarbiyah dan keguruan UIN Alauddin Makassar, telah diuji dan dipertahankan dalam sidang munaqasyah yang diselenggarakan pada hari, **Jumat tanggal 23 November 2018** dan dinyatakan dapat diterima sebagai salah satu syarat untuk mendapatkan gelar Sarjana Pendidikan (S.Pd.) pada Fakultas Tarbiyah dan Keguruan Program Studi Pendidikan Bahasa Inggris (dengan beberapa perbaikan).

Sampit-Gowa, 07 Desember 2018
29 Rabiul Awwal 1440 H

DEWAN PENGUJI (Nomor: 2439 Tahun 2018)

Ketua	: Dr. Muljono Damopolili, M.Ag.	(.....)
Sekretaris	: Dr. Haruka, M.Th.I	(.....)
Munasiqsy I	: Dr. Abd. Muiz Said, M.Ed TESOL	(.....)
Munasiqsy II	: Dr. Siti Nurgahmi, S.Pd., M.Pd.	(.....)
Pembimbing I	: Dr. Karnisah, M.Pd.I.	(.....)
Pembimbing II	: Dr. Andi Kaharuddin, S.IP, M.Hum	(.....)

Disahkan oleh:
Dekan fakultas tarbiyah dan keguruan
UIN Alauddin Makassar

Dr. H. Muhammad Amri, Lc., M.Ag.
NIP. 19730120 200312 1 001

ACKNOWLEDGEMENT

Bismillahirrohmanirrohiim

Alhamdulillah Rabbil Alamin, the researcher would like to Address his deepest gratitude to the Almighty Allah SWT. Who has been giving some mercies, blessing, and good health all the time to conduct the writing thesis. As well as the researcher does not forget to say salam dan sholawat to the prophet, Muhammad SAW. Peace be upon him, who has guided us from the darkness to the lightness, from stupidly era to the cleverness namely Islam religion, the true religion in this world and here after.

During the writing of the thesis, the researcher perceives many assistance from a number of people, for their valuable guidance, correction, suggestion, advice and support. Without them, the writing of this thesis would never be possibly completed. Therefore, the researcher would like to address the greatest thanks and appreciations for those people, they are:

1. **Prof. Dr. Musafir Pababbari, M. Si**, the Rector of Islamic State University of Alauddin Makassar for his advice during her studied at the university.
2. **Dr. H. Muhammad Amri, Lc.,M.Ag.**, the Dean of Tarbiyah and Teaching Science Faculty for advice and motivation.
3. **Dr. Kamsinah, M.Pd.I.**, and **Sitti Nurpahmi, S.Pd., M.Pd.**, the Head and the Secretary of English Education Department of Tarbiyah and Teaching

Science Faculty of Alauddin State Islamic University (UIN) Makassar who have helped, guided, and supported the researcher.

4. **Dr. Kamsinah, M.pd.I** as the first consultant and **Dr. Andi Kaharuddin, S.IP, M.Humas** the second consultant who give the researcher guidance, knowledge, correction and support since the preliminary stage of manuscript until the completion of this thesis.
5. The researcher's beloved parents, **Syamsul** and **Masdaria** who always pray, motivate, inspirate and support him for the researcher's success.
6. The researcher's beloved siblings **Samria Ayunani.**, **Ilham Syamsul**, and **Afrisal**, who always support him.
7. The most profound thanks goes to the **all lecturers** of English Department and **all staffs** of Tarbiyah and Teaching Science Faculty fot their help, support, and guidance during the researcher has been studying at Alauddin State Islamic University (UIN) of Makassar.
8. The Researcher would like to thank to close friends **Dilla Gessa, S.Pd. Nurjanana, Nurfika, Irhamia, Muh. Fadly Hidayat, Munawwara Ahmad S.Pd and Nurfadilla Sari.** who always beside him, nice sharing for anything and support to finish this research.
9. The researcher would like to say big thanks to my beloved sister **Muslimah, S.Pd , Fitra, S.Pd. Rusni, S.Pd .** who had helped me to do my research.

10. The researcher's beloved friends in **PBI 3-4 2014** and **FIGHTEEN**, for all their support, and motivation to fight obstacles during the study together in UIN Alauddin Makassar.
11. All of the students at State Islamic University of Makassar especially in **class English Education Department 3 and 4** and **English Education Department 1 and 2**, thanks for your participation and support in the research, in order that the researcher can finish this thesis.
12. All people who help and those whom the researcher cannot mention one by one.

The researcher realizes that the writing of this thesis is far from the perfection. Remaining errors are the researcher's own. Therefore, constructive criticism and suggestions will be highly appreciated.

Finally, willingly the researcher prays, May all our efforts are blessed by Allah SWT. Amin.

UNIVERSITAS ISLAM NEGERI
ALAUDDIN
M A K A S S A R

Gowa,

2018




The Researcher

Ridwan
NIM. 20400114062

LIST OF CONTENT

TITLE PAGE	i
PENYATAAN KEASLIAN SKRIPSI.....	ii
PERSETUJUAN PEMBIMBING	iii
PENGESAHAN SKRIPSI	iv
ACKNOWLEDGEMENT	v-vii
LIST OF CONTENT	viii
LIST OF TABLES	ix
LIST OF CHART	x
LIST OF APPENDICES.....	xi
ABSTRACT	xii
 CHAPTER I INTRODUCTION	 1-10
A. Background	1-6
B. Research Problem	7
C. Research Objectives	7
D. Research Significance	7-8
E. Research Scope.....	9
F. Operational Definition of Terms	9-10
 CHAPTER II REVIEW OF RELATED LITERATURE	 11-29
A. Literature Review	11
1) Previous Related Research Findings.....	11-14
2) Some Pertinent Ideas	14-26
B. Theoretical Framework	27-28
C. Hypothesis	29
 CHAPTER III RESEARCH METHOD	 30-44
A. Research Method	30
1. Research Design	31
2. Research Variables	31

B.	Population and Sample	31
1.	Population	31
2.	Sample	32
C.	Research Instrument	32-33
D.	Data Collection Procedure	33-39
E.	Data Analysis Technique.....	39-44
CHAPTER IV	FINDING AND DISCUSSION	45-96
CHAPTER V	CONCLUSSION AND SUGGESTION	97-98
A.	Conclusion	97
B.	Suggestion	98
BIBLIOGRAPHIES	99-102
APPENDICES		
CURRICULUM VITAE		



LIST OF TABLES

Table 1. The Population of the Research at State Islamic University of Alauddin Makassar	32
Table 2. The sample of the Research	33
Table 3. The criteria of the students score classification	41
Table 4. The Classification of the Students' Pre-test in Control Class.....	60
Table 5. The Rate Percentage of Score Control Class in the Pre-Test	61
Table 6. Statistic	62
Table 7. Test of Normality	63
Table 8. The Classification of the Students' Pre-test in Experimental Class.....	65
Table 9. The Rate Percentage of Score Experimental Class in the Pre-Test	66
Table 10. Statistic	67
Table 11. Test of Normality	68
Table 12. The Classification of the Students' Post-test in Control Class	71
Table 13. The Rate Percentage of Score Control Class in the Post-Test.....	71
Table 14. Descriptive Statistics	72
Table 15. Test of Normality	73
Table 16. The Classification of the Students' Post-test in Experimental Class	75
Table 17. The Rate Percentage of Score Experimental Class in the Post-Test	75
Table 18. Descriptive Statistics	76
Table 19. Test of Normality	77
Table 20. Test Score Comparison Between Pre-test and Post-test in Experimental Class.....	80
Table 21. Test Score Comparison Between Post-test in control class and Post-test in Experimental Class	82
Table 22. The Mean Score of Experimental and Control Group.....	84
Table 23. The Mean Score and the Standard Deviation of Experimental and Control Group of the Students' Pre-test and Post-test.	84
Table 24. The Result of t-test calculation	86
Table 25. UJI T POST TEST	86
Table 26. The Students' Attitudes Towards the Teaching Material' Contents.	88
Table 27. The Students' Attitudes Towards the language Items Given in the Teaching Material.	90
Table 28. The Students' attitudes towards the activities and tasks.....	91
Table 29. The Students' Attitudes Towards the Supplementary Materials	93
Table 30. Frequency distribution of concept comprehension test scores in class.....	94
Table 31. Descriptive of Statistics in Questionnaire.....	95
Table 32. The Rate Percentage of Categorization of Quisioner in Experimental Class.....	96



LIST OF CHART

Chart 1. The Pre-Test Score Distribution and Frequency.....	63
Chart 2. Normal Distribution Charts of Test Results in the Control Class.....	64
Chart 3. The Pre-Test Score Distribution and Frequency.....	67
Chart 4. Normal Distribution Charts of Test Results in the Control Class.....	68
Chart 5. The Post-Test Score Distribution and Frequency.....	73
Chart 6. Normal Distribution Charts of Test Results of post test in the Control.....	74
Chart 7. The Post-Test Score Distribution and Frequency.....	77
Chart 8. Normal Distribution Charts of Test Results of post test in the Control Class	78

UNIVERSITAS ISLAM NEGERI
ALAUDDIN
M A K A S S A R

ABSTRACT

Title : Using Jakarta Post (Daily Newspaper) to Improve
Students' Academic English Vocabulary of English
English Education Department at State Islamic
University of Makassar

Researcher : Ridwan

Reg. Number : 20400114062

Consultant I : Dr. Kamsinah, M.Pd.I

Consultant II : Dr. Andi Kaharuddin, S.IP, M.Hum

The main objective of this research is to discover the improvement of students' Academic English Vocabulary that taught by using Article of the Jakarta Post. This research was conducted at State Islamic University of Makassar (UIN Alauddin). In this research, the population was students in the fifth semester. The numbers of population were 75 students. In taking the sample, Class PBI 1-2 and PBI 3-4 was chosen by using purposive sampling technique. There were 20 students in Class PBI 1-2 and 20 students in Class PBI 3-4. The total samples were 40 students.

Quasi-experimental method was applied in this research with two group pre-test and post-test design. PBI 1-2 was chosen as experimental class that taught by by using Article of the Jakarata Post, and Class PBI 3-4 was chosen as control class that taught by using Grammatical Translation Method. The instrument used to collect data was academic vocabulary test.

The result of the research presented that the fifth semester of students of UIN Alauddin had "bad" score on pre-test with the mean score 39.75. After giving treatment the students achieved good improvement, they got "very good" score with the mean score 83.50. The outcome of the data analysis revealed that there was a significant improvement in the students' academic vocabulary ability after being taught using article of the Jakarta Post. It was proved by the result of the statistical analysis of the level significance $P=0.05$ with degree of freedom (df)= 38 indicated that the t-test values of the students' academic vocabulary (29,963) was higher than t-table value (2,2021).

Based on the result analysis, the researcher may concluded that using Article of The Jakarta post effectived to improve the fifth semster students' academic vocabulary at State Islamic University of Makassar.



INTRODUCTION

This chapter presents Background, Research Problem, Research Objective, Research Significance, Research Scope, and Operational Definition of Terms.

A. Background

English has become a lingua franca, a language which is internationally used by people with different first language background and which is used for communication by more than one billion people around the world and in Academic. In learning English, we must master four language skills (listening, speaking, reading and writing) and three components, they are: Grammar, pronunciation, and vocabulary. Even though vocabulary is simply thing in learning language but, it is very important because we cannot be successful to learn a language if we do not learn and understand the vocabulary due to the fact the vocabulary is one of the unit of language which cannot be separated. It has a lot of relations with four of the skill of language, we cannot build the sentence, know the meaning, interpret, and understand the meaning if we do not master the vocabulary.

According to Alexander (2011: 5), there are three reasons why vocabulary is critical to language learning and reading success in particular. First, Comprehension improves when the words meaning was known. Second, words are the currency of communication. A robust vocabulary improves all areas of communication-listening, speaking, reading and writing. Third, if children and adolescents improve their vocabulary, their academic and social confidence and competence will improve too.

Furthermore, according to one of the verse in qur'an QS. Al-Baqarah [2]
: 31.

وَعَلَّمَ آدَمَ الْأَسْمَاءَ كُلَّهَا ثُمَّ عَرَضَهُمْ عَلَى الْمَلَائِكَةِ فَقَالَ أَنْبِئُونِي بِأَسْمَاءِ هَؤُلَاءِ إِنْ كُنْتُمْ صَادِقِينَ

And he taught Adam all the names (of everything), then he showed them to the angles and said “tell me the names of these if you are truthfull.

In this verse our prophet Adam had been taught by Allah about vocabulary in the earth so he can tell to anyone the names of the things.

From above the explanation, we can sum up that the vocabulary is very essential in the process of human communication. Before we would like to master four skills in language we must know well vocabulary first. There are two kinds of vocabularies such as common vocabulary and academic vocabulary. Common vocabulary is used in casual communication but academic vocabulary is used for classroom communication. English student or teacher very needs some academic vocabularies for preparing their future. If they would like make seminar, journal, prepare for TOEFL and IELTS and so on.

Michael McCarthy and Felicity O'Dell (2008), stated that academic word is used in academic textbook and articles as well as in lectures and seminars. It also presents vocabulary relating to being a student at a university or collage in that it covers such topics as Applications and application form, Money and education and academic course associated with university life. it will be particular useful for student preparing for IELTS or any other examination aimed at assessing whether candidates' English is at a high enough level to study in an academic institution where English is the medium of instruction. According to

Berkely Unified School District (1879), one of the major instructional shifts in the Common Core State Standards (CSS) is the renewed focus on the importance of general academic vocabulary.

From above, we may say academic vocabulary is very useful as English student to improve their vocabulary specially, in TOELF and IELTS. For instance the vocabulary kidnap usually use in general writing but in TOELF or academic writing we use abduct that academic vocabulary of kidnap. We can find the vocabulary that has academic vocabulary in Oxford Dictionary.

There are a lot of ways to improve academic English vocabulary. One of them is using Jakarta post. The Jakarta post is a newspaper that we can have in Indonesia. The language that is used to the reader is English and it is written by someone who has high score in TOELF and IELTS therefore, some of the word is using academic vocabulary. It can also improve our writing in English and make student easy to learn how to write in academic vocabulary as well as they can choose what topic that they would like to choose as Jakarta post has many topics. According to Shirley Hildebrand Benson in Schreiber (2000), teachers are spending too much time and energy on lessons, but students are still doing mediocre work. She believes that there is a need for change in education because of this lack of motivation. After observing in other classrooms, Benson found that students appeared to be highly motivated when teachers allowed them to self-manage their own work. When students were able to set goals for themselves, they could work at their own pace as long as the work got done and

the quality was acceptable. Benson felt students responded positively to added responsibility and they like having choices.

The Jakarta post is one of authentic material that cannot produce for English teaching material but it can be applied in classroom for teaching. Using authentic material in class is not new thing. According to Kilickaya (2004) has a definition for authentic materials, which is "exposure to real language and use in its own community.

The researcher did research in English Education departement in sixth semester at Satete Islamic University of Alauddin Makassar. The resesearher did not choose the early semester because the researcher needed students who had a basic in English particularly in Vocabulary. Before doing survey the research observed the student there, had they learnt about vocabulary or academic vocabulary ? and the situation was the students only learn about the basic of vocabulary in context. So the students needed to learn more detail about vocabulary especially in Academic vocabulary.

The researcher had done survey in English Education Department especially the sixth semester about their Academic English Vocabulary by taking ane of paragraph in jakarta post. Here it is

“We are grateful that tempeh was recognized by the government of Indonesia as a national cultural heritage last October. It convinced us to aim for UNESCO 2021 to attain international recognition,” he told [Tempo](#) on Tuesday.

<http://www.thejakartapost.com/life/2018/03/22/tempeh-to-be-proposed-as-unesco-cultural-heritage.html>

“We are grateful that tempeh was **recognized** by the government of Indonesia as a national cultural **heritage** last October. It **convinced** us to aim for UNESCO 2021 to **attain** international **recognition**,” he told Tempo on Tuesday.
(students’ work)

The text above is one of the paragraph in jakarta post that using by the reseacher to test the student of their Academic English Vocabulary. The researcher did survey and take 10 student to be example. The reseacher gave the text and asked student to translate it and marked vocabulary that they did not know. The result of the survey indicated that students seemed not to familiar with academic vocabulary such as **recognized, heritage, convinced, and attain**. We can see from their answers above that the students did not recognize Academic Vocabulary because the vocabulary that include Academic are **recognize, heritage, convinced, and attain** according to A.S Horby: *Oxford Advance Learner Dictionary of Current English*. 1995. It may concluded that the students had problems in Academic Vocabulary.

To overcome the problems, many methods, technique and media can help the students in acquiring new vocabulary. One of the media is by using media. Here, the researcher tried to use Newspaper. Munasrah et al states that using English newspaper at the university level can be beneficial for the students to develop their achievement in vocabulary usage as well as other English language skills. It can be useful for instructors of English language to use journalistics texts as a new alternative in teaching vocabulary instead of curret method. Jakarta Post is the most famous daily English newspaper that is published in Indonesia. There

are so many things that students can get from the newspaper article, such as up to date news and advertising. From the articles, the students can enhance their vocabulary by reading it. Furthermore, students can learn vocabulary from the newspapers because it is a rich authentic material (Julia Simpson: 1999). Thus, newspapers can help instil the reading habit among students with its interesting news as well as help them in language learning. It can also be understood that the use of newspapers in the classroom with secondary students is a worthwhile strategy that is worthy of attention to improve vocabulary among secondary students with its interesting news.

From brief explanation above, the researcher would like to take the research about ***“Using Jakarta Post (daily newspaper) to Improve Academic English vocabulary of English Education Department at State Islamic University of Alauddin Makassar”***

This research was benefit for student to improve their skills in English Especially in Academic context. As we know that Using Jakarta post to improve students' academic English vocabulary is good choice. Jakarta post has always new news about politics, world, national, city, academia, community, as well as international. It develops every day and the content of news in the classroom is fresh each day. this reseacrh was expected that it affected to their writing, translating, interpreting, and reading as well.

B. Research Problems

Based on the previous background, this study guided by the following research questions:

1. Is using Jakarta Post (daily newspaper) able to improve student's academic English vocabulary ?
2. What are the students' attitude based on teaching material of using Jakarta post (daily newspaper) in improving student academic English vocabulary ?

C. Research Objectives

The objects of the research were formulated based on the problem statement above, as follow:

1. To know if the Jakarta post (daily newspaper) is able to improve student's academic English vocabulary.
2. To find out whether using Jakarta post (daily newspaper) can help student to improve their academic English vocabulary.

D. Research Significances

This research was expected to provide significant contribution both theoretically and practically.

1. Theoretical Significance

This research was expected to give more useful information and contribution to the vocabulary development theory in teaching. Using Jakarta post is a good material to be applied in learning and teaching process because the students can find out the new news that they like, spread their ideas, tasks, or

other items. They can study and organize information about how to recognize the academic vocabulary and general vocabulary.

2. Practical Significance

The result of this research was expected to be valuable information and to give valuable contribution for teachers, students and the next researcher. The detailed practical benefits of this research are as follows:

a. Significance for the students

This research was expected to help students to enrich their academic vocabulary in writing by using Jakarta post (daily activity) as it could help the student recognize the word in English and get used to face academic vocabulary in newspaper. In other side the student will write in academic context easily. The researcher expected that the result of this research can improve the understanding and interest of the students in learning material presented by the teacher, particularly in English subjects.

b. Significance for the teacher

This study was expected to inspire the teachers to be creative in developing and exploring interesting strategy in teaching writing. Teaching writing descriptive text with using semantic mapping technique can help the teachers to be creative because they can show their effort to make the students to be interest in learning process. furthermore, the researcher expected that it can provide additional knowledge, understanding and prospective English teachers on active learning model, particularly in writing descriptive text.

c. Significance for the next research

This research was expected to be able to give significance to the other researcher as a reference for further studies on similar topic in different aspect.

E. Research Scope

The researcher limited his research to students' skill in knowing academic English vocabulary. Here, the students were hoped to be able to improve their academic therefore they can master four skills in English.

F. Operational Definition of Term

1. Academic English Word.

A student or teacher need to know a lot of vocabulary in academic contexts. It can lead them to face all of test in English such us TOEFL, IELTS, TOIEC , as well as in reading newspaper, article, journal, and book.

Academic English vocabulary is the body of words used in a particular language that related to being student at a university or collage in that it covers such topic as Application form, money and education and Academic course associated with university life. It will be particularly useful for student preparing for IELTS or any other examination aimed at assessing whether candidates' English is at a high enough level to study in an academic institution where English is the medium of instruction. It will be helpful for people who need to attend-or indeed give-lecturers and presentations in English or to participate in international conferences. It will enable students who have to prepare assignments or write up a dissertation in English to do so in a much more natural and appropriate way.

In this research measured academic english vocabulary in size due to the research hope that the students are able to improve their Academic English Vocabulary or it may say the students have many vocabulary especially in academic context.

2. Newspaper (The Jakarta post)

Jakarta post is a daily English language newspaper in Indonesia that is as a mass media or mass communication given all update information in all sides of life. The paper is owned by PT Bina Media tenggara, and the head office is the nation's capital. Hornby (1995:782) defines that newspaper is a printed publication appearing daily or weekly and containing news, advertisement and articles on various subjects. The newspaper is the most widely used of the media (as teaching instrument in the classroom), the direct result of a national campaign by publishers, known as newspaper in Education (NIE).

CHAPTER II

REVIEW OF RELATED LITERATURE

This chapter presents the review of related literature dealing with some related Research Findings, Some Pertinent Ideas, Theoretical Framework and Hypothesis.

A. Literature Review

1. Some Previous Related Studies

Some researchers had been on the use of various technique or strategy to make the students master vocabulary. They are as follows:

Indrayani (2003) conducted a research on Increasing the Vocabulary Mastery of the elementary students of Rappocini Makassar through English words. She states that the vocabulary mastery of the sixth year students of SDN Rappocini I Makassar is good and English words are effective in increasing vocabulary mastery of the sixth year students of SDN Rappocini Makassar. The researcher concluded that the result of analyzing of test after the post test of the experimental and control group showed that there was significant effect of teaching this strategy in experimental group. The students' vocabulary increased through English word. This research only used English word to improve studets' vocabulary nothing the other materials .It is different with my research, the reseacher used jakarta post (dayly newspaper) as authentic material to improve Academic Englis Vocabulary not English word.

Yunika roslina (2013) conducted a research in using English Newspapers in teaching vocabulary to the first year students' of SMAN 2 polombangkeng Utara kabupaten takalar. She states that the English newspaper is one of authentic material.

It is very useful or effective if we teach vocabulary at the first year students' of SMAN 2 polombangkeng Utara Kabupaten Takalar.

The researcher summed up that the result of analyzing of test after the post test of the experimental and control group showed that there was significant effect of teaching this strategy in experimental group. The students' vocabulary improve in using newspaper. This research only used newspaper to improve studets' vocabulary on the other hand my research, the reseacher used jakarta post (dayly newspaper) as authentic material to improve Academic Englis Vocabulary not general vocabulary.

Rohmatilla (2016) conducted a research The Effect of Using The Jakarta Post Newspaper Articles In Enhancing Vocabulary of English For University Students: An Experimental Research This research conducted at the First Semester Students of English Education of Institut Agama Islam Negeri Raden Intan Lampung in the Academic Year of 2016/2017. It is located on Jalan Endro Suratmin Sukarame, Bandar Lampung. This experimental research conducted from September until November 2016. Based on the finding, the result showed that $p \text{ value} = 0.001 < \alpha = 0.05$, it means that H_a is accepted, and H_o rejected. In addition based on the result of the research that was conducted at IAIN, the researcher concluded that there is significant effect of using the Jakarta Post newspaper articles to enhance vocabulary of English for university students. Besides my research, the researcher improved student Academic English Vocabulary in aspect of size and also using academic topic in the article.

Raju Ahmmmed (2016) the study focuses on the effectiveness of English Newspapers in improving vocabulary and reading skills. this research paper is to investigate how reading English newspapers improves vocabulary and reading skills of Students of Dhaka University. The target population of this study ranges from first year to Masters" students of Dhaka University. The study was conducted on thirty students by means of questionnaire. A list of twenty words from "The Daily Star" on 21 November 2015 was provided to test how much vocabulary participants have learnt by reading English newspapers. From the research, the researcher obtained The participants were asked how they get the main idea of a news article. 17 participants (57%) said that they read line by line to understand the theme whereas 10 participants (23%) read by skimming. 3 participants (10%) can understand the main idea by reading the article twice. Again, 2 students (7%) read the same news in a Bangla newspaper and the rest 1 respondent (3%) says that he takes help from others.. The researcher stated that by reading English newspapers students can have knowledge about their country as well as about the world. Again, reading English newspapers widens students" outlook and enriches their knowledge. Reading English newspapers can be supplementary to texts books. Students who want study and learn outside of their syllabus can read English newspapers regularly. They can enjoy reading the articles which they like most. Besides, reading English newspapers is very helpful for learning new words, idioms phrases and sentence structures. It also helps them to learn how to take out the meaning of the sentences. To summed up, English newspapers help students to become better learners. We can

know that my research had the difference between Raju's research. He used English newspaper for improving students' reading on the contrary my research used Jakarta Post (daily newspaper) to improve students' Academic English Vocabulary.

2. Some Pertinent Ideas

According to Michael and O' Dell . *Academic vocabulary in use, kamae design, oxford, Cambridge* 2008. There are some ways to know the Academic words as follows :

a. Theories Dealing with Vocabulary.

1) What is Special about Academic English?

1. Vocabulary and Academic Style

In writing, academic use many expressions which are neutral, but they also use rather formal expressions which are not common in everyday language. Knowing whether an expression is formal or just neutral is important.

However, very informal vocabulary may be used in spoken academic style in classes and lectures. Learn to understand such language when you hear it but be

Neutral	More formal	Neutral	More formal
In short, briefly, basically	In sum, to sum up	Try	Attempt
Only	Sole(ly)	Mainly/mostly	Primarily
Almost/more or less	Virtually	Typical of	Characteristic of

careful not to use it in essays and written assignment. Here example of teachers

using informal language. 'OK. have a shot at doing task number 3.' [more formal: try/attempt to do ..] 'there's no way school can be held responsible for failures of government policy .' [more formal : schools cannot in any way be held...]

Academic language tries to be clear and precise, so it is important to keep a vocabulary notebook and learn the different between similar words, as well as typical word combination (underlines here).

The building is a prime example of 1920s architecture. [excellent in quality or value]

The group's primary concern is to protect human rights. [main/most important]

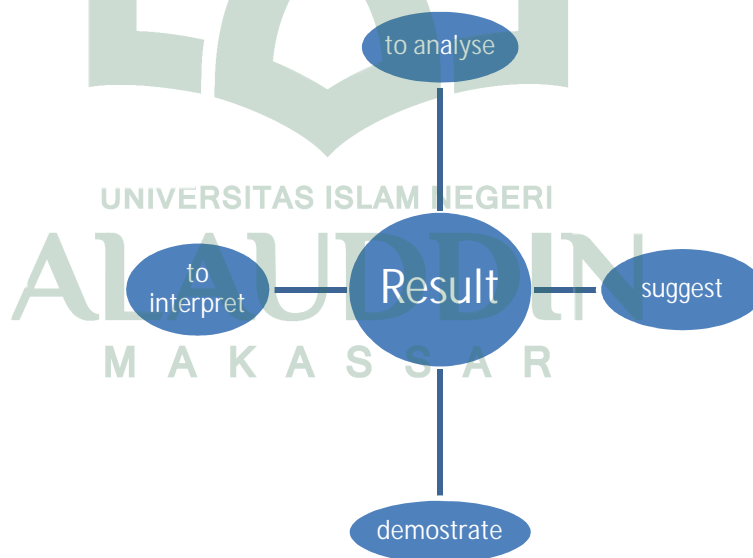
2. The Goals of Improving Academic Vocabulary

You need a notebook or file in which you can write down all the academic vocabulary that you study or find in book as well as any other words and expressions that you come across elsewhere. In your vocabulary notebook it is important to record such things as:

- 1) Example of the word or expression in use
- 2) Typical word combinations- you might, for example, note down adjectives or verbs typically associated with noun that you want to learn or nouns, adverbs or prepositions associated with verb
- 3) Any special features of the word (e. g is there anything special about its grammar or pronunciation, or is it particularly characteristic of either written or spoken English?)

You may record such things as:

1. Any other information that might help you to learn the word (e.g. is it similar to any word in your own language, or does it, perhaps, share a root with a word that you already know)
2. Any additional vocabulary that learning this word may help you to learn (e.g. does a verb have a related noun, or what is the opposite of an adjective?)
3. Any extended uses of that learning vocabulary is to organize the word and expressions you meet; this will help you remember them better. You can do this in a number of ways. In recording words many learners find it helpful to include little diagrams such as word bubbles, for example:



b. Principles of Teaching and Learning Vocabulary

Part of problem in teaching vocabulary lies in fact whilst there is a consensus about what grammatical structure should be taught at what levels because the learner's competence and interest of learning vocabulary that suitable to their level. Obviously, the professional teacher and student's active learning which improve the following questions are constantly asked by teacher and students when teaching and learning vocabulary.

1. How many words provide a working vocabulary in a foreign language?
2. What are the best words to learn first?
3. In the early stages of learning second language, are more words more useful to the learning than other?
4. Are some words more difficult to learn than the other?
5. What are the best means of retaining new words?
6. Is it most practical to learn word as a single item in a list, in pairs, or in context?
7. What about words have several meanings? Should they avoid? If not should, some meaning be firstly isolated for learning?
8. Are some words more likely to be encountered in spoken rather than written texts? If so, do we know what they are?

Harmer (1991:154-156) indicates that are the problems of vocabulary teaching are how to select what words to teach. General principles in the past is to teach more concrete words at lower level and gradually become more abstract. Other criteria, which are more scientific, have used in words selection is follow:

a. Frequency

We can decide which words we should teach on the basis of how frequently they are used by speaker of the language. The words, which are most commonly used, are the ones we should teach first.

b. Coverage

A word is useful if it covers more things than if only has one very specific meaning.

While Wallace in Rita (1994) indicates seven principles of teaching and learning vocabulary as follow:

1. Aims

In teaching vocabulary, it has to be known about the aims how many of vocabulary listed that learner to be able to know.

2. Quantity

It is decided on the number of new words that the students can learn clearly. The actual number will depend on the number of factor varying from class to class and learner, if there are too many words to be taught, the student may become confused discourage and frustrated.

3. Need

In the case, the teacher in choosing the vocabulary that are going to be taught will relate to the aims of the students course and objective of lesson. In other words the students are put the situation where they have to communicate the words they need.

4. Frequent, exposure and repetition

In teaching and learning vocabulary, there has to be certain amount of repetition until there is evidence that the student's learn to target words.

5. Meaningful Presentation

In presenting vocabulary, the teacher has to give clear explanation and understanding to the student.

6. Situation

In explaining or teaching vocabulary, the student must know the students situation and the atmosphere of the class to the whether the students are ready to accept the learning.

7. Presenting in concept

It is important for the students to know the useful collection that a word occur in. from the beginning, the word must be appear in its natural environment as it where, among the word must it normally collocates with.

8. Learning in context

Teaching the words of target language, the teacher can use words of mother tongue as means of comparing similarities and differences of the words.

9. Inference (guessing) producers in learning vocabulary

Guessing is one way of learning vocabulary. Students guess the words' meaning by hearing and sometimes read them in certain context then use them in certain situation, in leads the students to think the meaning of the new words, which are being taught.

c. The Techniques of Teaching Vocabulary

Teaching and learning vocabulary is not simple way. The teachers' ability to recognize the students' competence and characteristic is needed teaching vocabulary children is not the same boys and girls, so the material taught to the students should be suitable in their level and ages. Allen (1983:337) classifies the technique of teaching vocabulary based on the students' levels.

1. The teacher presents the meaning of vocabulary through picture, regalia; object, explanation, and definition. In simple English by using the words that the students have already known
2. To show the meaning of the new words, the teacher explains them by using simple sentence in English. Picture can also be used in several helpful ways.
3. There two major aims in advance level. First prepare for the students the kinds of English used by native speakers. Secondly, helping students become independents on the own learning. Therefore, in explaining the unfamiliar

words, the teachers do not merely simplify the sentence they use but they are sometimes required to use the more sophisticated sentence construction as is usually used by the native speaker English later. The students develop their vocabulary by using various ways based on the reference.

d. Theories Dealing with the Jakarta Post

a. Concept of Newspapers

Newspaper is printed media usually distributed weekly or daily in the form of a folded book of paper. The publication is typically section of based on subject and content. The most important or interesting news will be displayed on the front page of the publication.

A newspaper is a serial publication which contains news on current events of special or general interest. The individual parts are listed chronologically numerically and appear frequently, usually at least once a week but sometimes fortnightly or monthly.

Newspapers are printed on newsprint paper, usually appear without a cover, folded rather than bound together with a masthead and are normally larger than 297 mm x 420 mm in size. They may include supplements such as color magazines, or other inserts for special features or event.

A newspaper like The Jakarta Post, with its many different sections, is an excellent vocabulary resource. The main news section is a good source of basic vocabulary on topics ranging from election to AIDS. And with its

special style of writing, it is one of the best places anywhere to look for examples for vocabulary-from-context exercise.

In connection with the definition above, newspapers generally provide news, advertisement, articles and various subjects like sport, arts, etc. The writer tries to describe the general ones as follows:

1. News in a newspaper

As being known, news is commonly delivered in newspaper with various topics. It includes fresh information and reports of recent events. However, news in this case is provided in written forms to entertain readers or to share information about recent events which come to our country.

2. Advertisement in a newspaper

Talking about advertisement is the things that related with products issued by some industries or say it deals with public notification offering or asking for goods, services, etc; TV advertisement in being shown in newspaper.

3. Articles in newspaper

Articles are particular items or separate things provided in newspaper. Specifically, articles in a newspaper is a piece of writing, usually dealing with particular issues or topics (Amina gogo, using newspapers in teaching English in teaching English as a Second Language. 2014)

e. Measuring Academic Vocabulary in Size and Depth

Nadarajan. *Measuring Academic Vocabulary Size and Depth in the Writing Classroom* (2007: 126-129) stated that there are two ways to measure vocabulary there are :

1. The Productive Vocabulary Level Test (PVLТ)

The PVLТ is a diagnostic test and was chosen because it is a vocabulary size test, easy to administer and score. It requires students to produce words as they would be speaking or writing, and thus appears to be a more realistic representation of language use. More authentic modes of measuring vocabulary such as analyzing students' writings and recording their interactions would have dramatically lowered the practicality of the test.

Furthermore, the words elicited in the test are based on an existing corpus and therefore represent an accurate profile of the words and their frequencies in natural use.

(Zimmerman, 2005). The PVLТ uses the following format (9):

(9) Nuts and vegetables are considered who _____ food.

Many gardens are full of fra _____ flowers.

(answers: wholesome, fragrant)

Subjects completed the sentences by writing out the exact word form. The initial letters of the word form was given to ensure that subjects produced the exact word form. The PVLТ tested words from five different frequency groups: the first two thousand most frequent words in the English language,

the three thousand most frequent words, the five thousand most frequent words, the University Word List, and the ten thousand most frequent words. Each frequency level was represented by 18 items on the test, and this made it a total of 90 items or words. As the words on the test were taken from a sample of a large group of words, scores on the test provided an estimate of the student's vocabulary size. If a student who tested at the two thousand word level scored nine of the eighteen, then the learner was assumed to know 500 out of the 1000 words at that level. Because the high frequency words are the words that are generally acquired first, it was assumed that a high score at the first few levels enabled the learner to understand most of the words in the text.

There are currently four versions of the tests and Versions A and B were used in this study as the pretest and posttest measures.

In terms of scoring, the items were considered correct if students wrote the correct word and part of speech, even if there were mistakes in spelling or grammar. For example, in the item, "In order to be accepted into the university, he had to impr_____ his grades," the ideal answer would be improve. Nevertheless, improves, improved or improving even with spelling mistakes, were considered correct, since it is the vocabulary knowledge that is being tested and not grammar. However, a word such as improvement was considered incorrect, because it belongs to different part of speech, while improvise is a separate word altogether. According to Laufer and Nation

(1995) a satisfactory level of mastery would be a score of 80% to 90% at the 2,000 word level.

The Depth of Vocabulary Knowledge Test (DVK)

The DVK test is a measure of vocabulary depth. The test was developed jointly by a team of TOEFL test developers at the Educational Testing Service and is based on the word associates test (Read, 1998, 2000).

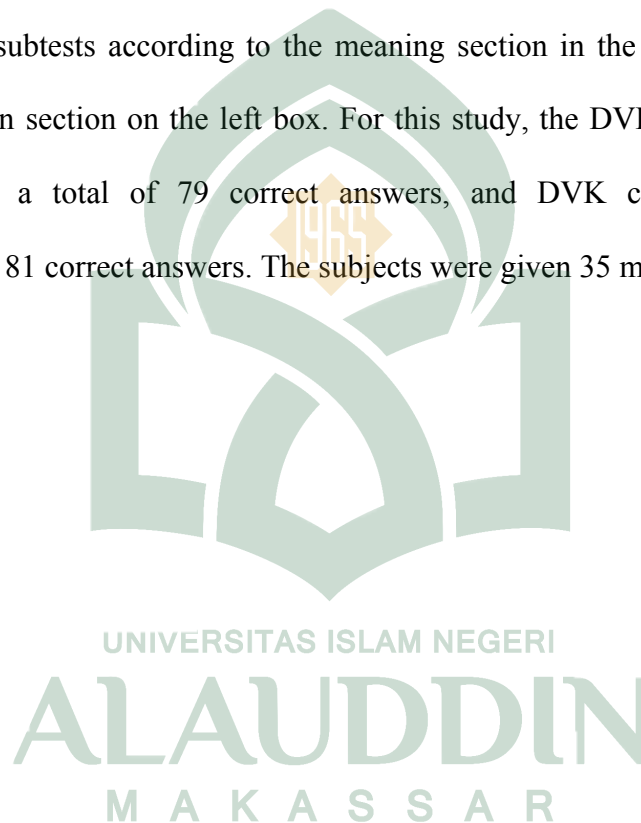
The test is able to measure two aspects of depth of vocabulary knowledge: 1) word meaning, particularly synonymy and polysemy, and 2) word collocation. These aspects correspond to the vocabulary factors identified by Testing of English as a Foreign Language (TOEFL) 2000 researchers.

Within this context, knowing the word almost would include knowing the different meanings, namely: a) not quite; b) very nearly, and c) very close to. In regard to collocability, a dark night can be viewed as an adjective + noun collocation and one of the meanings of night is its collocability with dark, and one of the meanings of dark is its collocability with night. Therefore any complete word knowledge would include knowing the various paradigmatic and syntagmatic relations and being able to use these words in productive use.

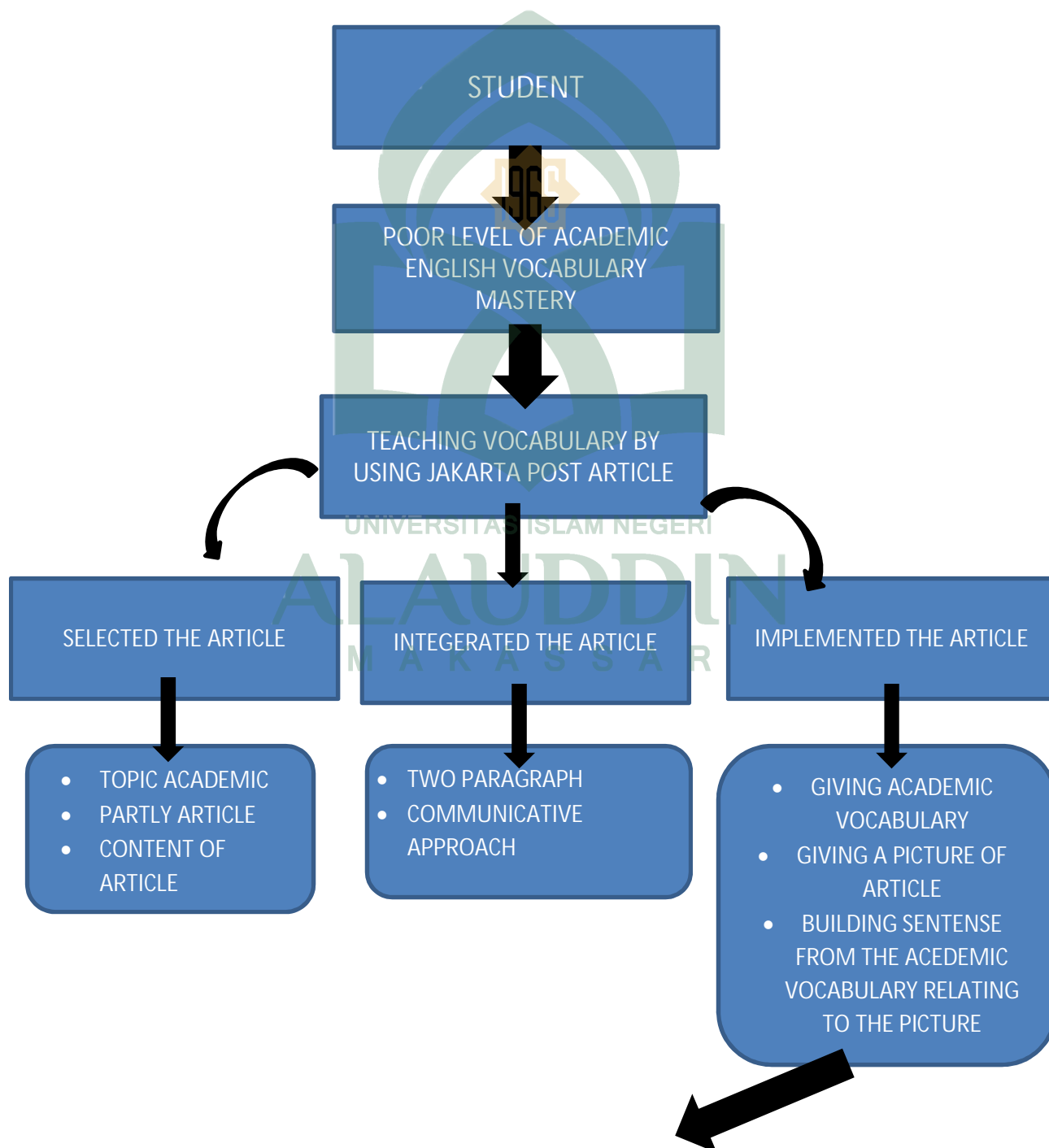
The DVK test contains 40 items. Each item comprises one stimulus word which is an adjective and there are two boxes, each containing four words. Among the four words in the left box, one to three words can be synonymous to one aspect of, or the whole meaning of, the stimulus word while among the four words in the right box, there can be one to three that collocate with the

stimulus word. Each item has four correct choices, and the choices are not always evenly spread where sometimes there are more correct options for word meanings than word collocation and vice versa .

In scoring, each word that was correctly chosen was awarded one point, with a maximum possible score therefore 160 for 40 items. The measure was divided into two subtests according to the meaning section in the right box and the collocation section on the left box. For this study, the DVK meaning subtest contained a total of 79 correct answers, and DVK collocation subtest contained 81 correct answers. The subjects were given 35 minutes to complete the test.



B. Theoretical Framework



ACADEMIC ENGLISH VOCABULARY IMPROVES IN ASPECT OF SIZE

Based on the Theoretical Framework above the researcher did treatment to the student who was poor level of academic english vocabulary mastery. The researcher knew the students were poor from preliminary research. Furthermore the reseacher taught the students use jakarta post article to improved students' academic english vocabulary. The first thing that the researcher did was, selected the jakarta post article. The reseacher choose the topic academic so that the article had many academic vocabulary then the reacher only take partly article because the researcher needed to adjust the time. The second, integrated the article. The researcher will take two paragraph or more that contained academic english word then used communicative approach in teaching the material in oerder that the students and the teacher can be active in teaching process. The last one. Implemented the article, the researcher gave the students some academic English vocabulary from the Jakarta Post Article then the researcher tried to teach all of academic vocabularies. Following this, the research gave a picture that related to the academic vocabulary as students' exercise. The students built sentence from the picture based on the academic vocabularies that the students had learnt. Finally this method can improve students' academic English vocabulary by using the Jakarta Post in aspect of size.

C. Hypothesis

1. The Researcher Presented Hypothesis as Follow:

- 1) Null hypothesis (H_1): Using Jakarta post (daily newspaper) based teaching material is not effective to improve the students' academic English Vocabulary.
- 2) Alternative hypothesis (H_0): Using Jakarta post (daily newspaper) based teaching material is effective to improve the students' academic English Vocabulary.



CHAPTER III

RESEARCH METHOD

This chapter presented Research Method, Population and Sample, Research Instrument, Procedure of Collecting Data and Data Analysis Technique.

A. Research Method

1. Research Design

The design of this research was quasi-experiment design, exactly Nonequivalent Control Group Design. In this design, involve to groups of classes. One of the classes is the experimental group and the other one is the control group. There was the treatment to the experimental group and control treatment to the control group. To show the significant effectiveness by comparing the pre-test and post-test result the research design would be presented as follows:

Group	Pre-test	Treatment	Post-Test
E	O_1	X	O_2
C	O_1	-	O_2

Where:

E = Experimental Group

C = Control Group

O_1 = Pre-test

O_2 = Post-test

X = Treatment

2. Research Variable

There were two variables in this research:

1. The independent variable (X) was the use of Jakarta post as authentic material in teaching academic English word.
2. The dependent variable (Y) was the students' academic English Vocabulary.

B. Population and Sample

1. Population

The population of research was the five semester student of State Islamic University of Alauddin Makassar. It consists of 101 students. To make clear about the population above

Sees the table:

No	Class	Number of Student
1	PBI 1-2	36
2	PBI 3-4	30
3	PBI 5-6	35
4	Total	101

Table 1. The Population of the Research at State Islamic University of Alauddin Makassar

2. Sample

The researcher employed a simple random sampling technique. According to Sugiyono (2001: 57) simple random sampling technique is a sampling technique

from members of the population carried out randomly regardless of the strata that exist in that population. the researcher took 67% samples from PBI 3-4 class for experimental class and 56% sample from PBI 1-2 for control class. To make clear, see the table below:

No	Class	Number of Students	Samples
1.	PBI 3-4	30 students	20 students
2	PBI 1-2	36 students	20 students
		66 students	40 students

Table 2. The sample of the Research

C. Research Instrument

The research instruments were quistioner and test items. The quisioner that the researcher used was Likert scale. This method is one of the most reliabel to measure opinition, perception, and behavior. The next instrument was test consists of 20 items: each 5 items had the test name. the first, Cloze test is test based on a text with gaps which are put there regularly after every seventh, eighth or ninth word. The examinee has to complete the gaps with appropriate words.

Mostly more than one option is possible. The first three or more lines of the text are without gaps (Scrivener 261). The second, Gap-filling, This method is often mixed up with cloze test but it is a completely different type. This type can be used for various

purposes, it can test, for example, irregular verbs or prepositions (Scrivener 183). The third, Synonyms

Students have to write down words of the same meaning:

“clever _____ (bright)

important _____ (significant)” (Berka, Váňová 46). And the last, Hatim and Mason (1997) point to the potential shortcoming of these tests and state that in such exams:

[...] all the skills involved in translating are tested at once and errors do not necessarily show which skill is deficient. Moreover, test-takers are often prevented from demonstrating one of their skills—their ‘transfer competence’—simply because the source text is too difficult for them to analyse and understand properly” (p. 198). The teacher creates some sentences with gaps and the testee has to complete them but we have to avoid more than one possible answers. All of test will put into pre and post test. The pre-test was meant to know the student prior knowledge in academic English Vocabulary while the post-test was purposed to know the students’ ability to improve their academic English Vocabulary by using Jakarta post.

D. Data collection Procedure

The procedure of collecting data in this research are:

1. Pre-Test

The pre-test was administered before giving treatment. It means that to figure out the basic academic English vocabulary. The pre-test took 45 minutes.

2. Treatment

The research was conducted in three meetings. Each meeting, the researcher taught vocabulary by using article of English Newspapers with various exercise. The procedure of administering this treatment was described as follow:

The first treatment on 2nd October 2018

- 1) The researcher said great to students
- 2) The researcher introduced himself
- 3) The researcher explained about Academic Vocabulary.
- 4) The researcher explained the meaning, pronunciation, and word class of Academic Vocabularies of the topic. (English in Indonesia: Is it still a matter of British or America? “)
- 5) The researcher got the students to pronounce the Academic Vocabularies and repeated for many times.
- 6) The researcher spreaded the picture of the topic to the student and commanded them to image how the students can use Academic Vocabularies in writing that relate to the picture.
- 7) The researcher got the students to build sentence that related to the picture by using the Academic Vocabularies.
- 8) The students made the sentence into paragraph.
- 9) The students were then split in several groups of two to check their grammar and word placement have already been good or not
- 10) The student was divided into two group by using game “Mathematic System”

- 11) The researcher wrote down all of the Academic Vocabulary in piece of the paper.
- 12) The researcher wrote down all of the Academic Vocabulary in piece of the paper.
- 13) The researcher got the person from group one stands in front his group and tried to give context clue to predict or guess the vocabulary into 2 minutes if the group one cannot answer the vocabulary it will not get score as well as group two. The student did like that until all of vocabularies were done to answer it.
- 14) The researcher will count all of answers that group one and two have already responded into 2 minutes every Academic Vocabulary which teacher write down in the paper then we will know the winner from the result.
- 15) The researcher reviewed the Academic Vocabularies which have used.
- 16) The researcher gave the students the real article of the picture which was taken in Jakarta Post (daily newspaper) as extra-class work to read at home so they were able to strengthen their Academic Vocabulary.

The second treatment on 3rd October 2018

- 1) The researcher said peace to students
- 2) The researcher was check students' attendance list.
- 3) The researcher review about the last material.

- 4) The researcher explained the meaning, pronunciation, and word class of Academic Vocabularies of the topic. (“Teachers' day: Questioning role of teachers in Indonesia “)
- 5) The researcher got the students to pronounce the Academic Vocabularies and repeated for many times.
- 6) The researcher spreaded the picture of the topic to the student and commanded them to image how the students can use Academic Vocabularies in writing that relate to the picture.
- 7) The researcher geot the students to build sentence that related to the picture by using the Academic Vocabularies.
- 8) The students made the sentense into paragraph.
- 9) The students were then split in several groups of two to check their grammar and word placement have already been good or not
- 10) The student was devided into two group by using game “Mathematic System”
- 11) The researcher wrote down all of the Academic Vocabulary in piece of the peaper.
- 12) The researcher wrote down all of the Academic Vocabulary in piece of the peaper.
- 13) The researcher got the person from group one stands in front his group and tried to give context clue to predict or guess the vocabulary into 2 minutes if

the group one cannot answer the vocabulary it will not get score as well as group two. The student did like that until all of vocabularies were done to answer it.

- 14) The researcher will count all of answers that group one and two have already responded into 2 minutes every Academic Vocabulary which teacher write down in the paper then we will know the winner from the result.
- 15) The researcher reviewed the Academic Vocabularies which have used.
- 16) The researcher gave the students the real article of the picture which was taken in Jakarta Post (daily newspaper) as extra-class work to read at home so they were able to strengthen their Academic Vocabulary.

The third treatment on 4th October 2018

- 1) The researcher said peace to students
- 2) The researcher was check students' attendance list.
- 3) The asked the students' feeling and giving brainstorming
- 4) The researcher review about the last material.
- 5) The researcher explained the meaning, pronunciation, and word class of Academic Vocabularies of the topic. ("Overseas study no longer a guarantee of success ")
- 6) The researcher got the students to pronounce the Academic Vocabularies and repeated for many times.

- 7) The researcher spreaded the picture of the topic to the student and commanded them to image how the students can use Academic Vocabularies in writing that relate to the picture.
- 8) The researcher geot the students to build sentence that related to the picture by using the Academic Vocabularies.
- 9) The students made the sentense into paragraph.
- 10) The students were then split in several groups of two to check their grammar and word placement have already been good or not
- 11) The student was devided into two group by using game “Mathematic System”
- 12) The researcher wrote down all of the Academic Vocabulary in piece of the peaper.
- 13) The researcher wrote down all of the Academic Vocabulary in piece of the peaper.
- 14) The researcher got the person from group one stands in front his group and tried to give context clue to predict or guess the vocabulary into 2 minutes if the group one cannot answer the vocabuary it will not get score as well as group two. The student did like that until all of vocabularies were done to answer it.

- 15) The researcher will count all of answers that group one and two have already responded into 2 minutes every Academic Vocabulary which teacher write down in the paper then we will know the winner from the result.
- 16) The researcher reviewed the Academic Vocabularies which have used.
- 17) The researcher gave the students the real article of the picture which was taken in Jakarta Post (daily newspaper) as extra-class work to read at home so they were able to strengthen their Academic Vocabulary.

3. Post-test

The post-test was administered after giving the treatment. It aimed to see the value of the treatment, and it was used as the main data to be analyzed.

E. *Techniques of Data Analysis*

In analyzing the data, the research was employed some steps as follows:

1. Scoring the students correct answer

$$\text{Score} : \frac{?????? ???? ????}{? ??? ? ? ????} \times 100$$

2. Classifying based on the following criteria :

No	Classification	Score
1	Excellent	96 – 100

2	Very good	86 – 95
3	Good	76 – 85
4	Fairly good	66 – 75
5	Fairly	56 – 65
6	Poor	36 – 55
7	Very poor	0 – 35

Table 3. The criteria of the students score classification

(Cohen, Louis, Lawrence Manion, and Keith Morrison. *Research Methods in Education (sixth edition)*: 2007.) (Gay, 2006)

3. Statistics of Inferential

Inferential statistical analysis is used to test the research hypothesis by using independent test simple t-test. But beforehand the normality test and homogeneity test are used as prerequisite tests.

a. Prerequisite Test

Analysis prerequisite tests are carried out to test the data that has been obtained, so that hypothesis testing can be carried out. Analysis prerequisite test consists of

normality test and homogeneity test. For more details, it will be explained more fully below.

1.) Normality test

Normality test is a test performed on the data to find out whether the data is normally distributed or not. The normality test used in this study is the Kolmogorov-Smirnov test at the level of $\alpha = 0.05$, as follows:

$$D_{hitung} = \max |F_n(x) - F(x)|$$

With:

D: Calculate D value

$F_n(x)$: Calculate D value

$F(x)$: Cumulative theoretical frequency distribution

$F_n(x)$: Cumulative frequency distribution of observations

Testing criteria:

The data is stated to be normally distributed if $D_{hitung} < D_{tabel}$ at the significant level $\alpha = 0.05$. Besides testing normality is also processed with the help of *IBM SPSS version 20 for Windows application program with Kolmogorov-Smirnov* analysis at a significance level of $\alpha = 0.05$, with the following test criteria:

Sig value. ≥ 0.05 ; H_0 is accepted, so it can be concluded that the sample comes from a population that is normally distributed.

Sig value. < 0.05 ; H_0 is rejected, so it can be concluded that the sample comes from a population that is not normally distributed.

2.) Homogeneity Testing

To find out the variance of both homogeneous or not samples, it is necessary to test the variance homogeneity first with the $-F_{max}$ -test

$$F_{hitung} = \frac{s^2_{\text{biggest variance}}}{s^2_{\text{smallest variance}}}$$

With :

F_{hitung} : F count value

$s^2_{\text{biggest variance}}$: Biggest variance

$s^2_{\text{smallest variance}}$: smallest variance

The testing criteria is if $F_{hitung} < F_{tabel}$ on the real level with F_{tabel} can get the F distribution with the degree of freedom of each corresponding to the numerator and the denominator at the level $\alpha = 0.05$.

Homogeneity testing was also calculated using the *IBM SPSS version 20 for Windows* program at a significant level of $\alpha = 0.05$.

a. Hypothesis testing

1.) To look for differences

Hypothesis testing is used to determine the temporary allegations formulated in the research hypothesis using a two-party test with a level of $\alpha = 0.05$.

Hypothesis testing of students' mathematical communication ability test data was analyzed using t-test on independent sample t-test. The hypothesis is as follows:

a.) Formulated a hypothesis statistically

$$H_0 : \mu_1 = \mu_2 \text{ lawan } H_a : \mu_1 \neq \mu_2$$

μ_1 = Using Jakarta post (daily newspaper) based teaching material is not effective to improve the students' academic English Vocabulary.

μ_2 = Using Jakarta post (daily newspaper) based teaching material is effective to improve the students' academic English Vocabulary.

μ_1 = Average results of the analysis of the teaching academic English vocabulary mastery using Article of the Jakarta Post (Daily Newspaper)

μ_2 = average results of analysis of academic English vocabulary not taught using Article of the Jakarta Post (Daily Newspaper)

b.) Determine the value of the degree of freedom (dk)

$$dk = N_1 + N_2 - 2$$

with $\alpha = 0,05$

c.) Determine the value of t-table at $\alpha = 0,05$

$$t_{\text{tabel}} = t_{(\alpha, dk)}$$

d.) Determining the value of t 'The formula determines the value of the statistical test, namely

$$t = \frac{\bar{x}_1 - \bar{x}_2}{\sqrt{\frac{(x_1 - \bar{x}_1)^2 + (x_2 - \bar{x}_2)^2}{n_1 + n_2 - 2}} \sqrt{\frac{1}{n_1} + \frac{1}{n_2}}}$$

With :

\bar{x}_1 = The average value of the experimental class

\bar{x}_2 = Average value of the control class

s_e^2 = Experiment class variance

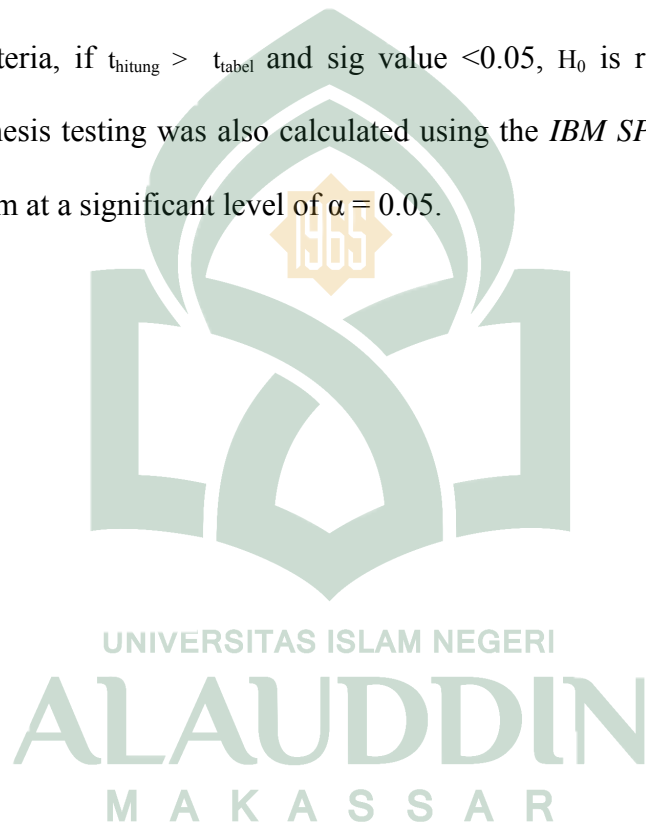
s_k^2 = Control class variance

n_e = Number of sample members of the experimental class

n_k = Number of control class sample members

e.) Withdrawal of Conclusions

Testing criteria, if $t_{hitung} > t_{tabel}$ and sig value < 0.05 , H_0 is rejected and H_1 is accepted. Hypothesis testing was also calculated using the *IBM SPSS version 20 for Windows* program at a significant level of $\alpha = 0.05$.



CHAPTER IV

FINDING AND DISCUSSION

This chapter presented the findings of the study and that was a discussion. The research findings consist of a description of the outcomes of data collected through tests and discussions that include details of the research interpretation.

The findings of this research showed two things i.e. *The first*; using jakarta post (daily newspaper) to improve student's academic English vocabulary. *The second*; to what extent using Jakarta Post (daily newspaper) effective to improve students' academic English vocabulary.

The two findings above were the main things to discuss, so to make clear explanations of providing on this research, following this the research are presented as well.

A. Using Jakarta Post (Daily Newspaper) to Improve Student's Academic English Vocabulary.

This research addressed to improve student's academic English vocabulary using the Jakarta Post (daily newspaper) by students of English Education Department at UIN Alauddin Makassar. 'Using' in this research means to teach. According to Smith (2016) in Kaharuddin, *Discourse Analysis for English Language Teaching*. (2018) stated that teaching as the process of attending to people's need, experience and feeling, and making specific intervention to help them learn particular things. Attending to the people's need experience, and feeling refer to pre

teaching where teachers are required to determine their teaching material on the basis of needs analysis and situation analysis. Making specific interventions refers to the teachers' teaching method which consists of teachers' way in giving lesson, encouraging students' participation in the classroom, using teaching instruments to support effective teaching. Learning particular things refers to the process of measuring if the learning outcome achieves the course objective evaluation. English language teaching can be interpreted as the process of imparting skills and knowledge of English to a group of students whose first language is not English through the implementation of three main stages i.e. pre-teaching (planning), while teaching (giving instruction) as well as, post-teaching (measure learning outcomes) (Kaharuddin, *Discourse Analysis for English Language Teaching*. (2018))

1. Pre-Teaching (Planning)

a. Lesson Plans of Research

In fact, a lesson plan in this research was aimed to the researcher's teaching strategy effectively. Following this, it makes a well prepared and guide the researcher easy to conduct teaching in class room. According to Woodward (2009) in Kaharuddin, *the Communicative Grammar Translation Method* (2005 : 71) claims that planning a lesson includes the following: considering the students, think of the content, materials and activities that could go into a course or a lesson to ensure that the teacher will teach well and the students learn a lot from the lesson or the course.


Brown (2001: 149-152) in Hakim Yassin and Kaharuddin, *syllabus design* (2018:152) proposes six essential elements of a lesson plan is namely:

1. Goals;
2. Objective;
3. Materials and equipments;
4. Procedure;
5. Evaluation; and
6. Extra-class work.

To make clear about elements of a lesson plan we may take a look the definition. Goal is the final results that are observed and measured have one or more objectives to be achieved in a more or less fixed period of time. On the other hand, Objective is specific results that a person or system wants to achieve in a time frame and with available resources. Following this, Material is facts, information, things, or ideas for use in making books or other works, and equipment is special tools or things that we use for something. Next, Procedure is Fixed step-by-step sequences or a series of actions (with definite starting and ending points) that must be followed in the same order to do the task correctly. Then, Evaluation is to assess a person's quality, importance, amount or value or something. The last, Extra-class work is the additional tasks for students to do at their home. These are all of the definition each of the elements to create a lesson plan well.

Making a lesson plan for teaching will maintain the research and student focused on making material, getting activity, and achieving the good result of teaching.

To make a lesson plan the researcher took the method in Kaharuddin Bahar, *The Communicative Grammar Translation Method* (2015:83-88). Furthermore, the researcher gave one sample of the lesson plans i.e. the lesson plan of Unit one : “ English in Indonesia: Is it still a matter of Britist or America ?“ .



Lesson Plan

Class : Intermediate Level		Date : October 2nd, 2018
Time : Approximately 90 minutes		
1. Lesson Objective :		
Vocabulary :		
a. To add academic vocabulary from article under the title "English in Indonesia: Is It still a matter of British or America?"		
b. To make the student able to use the academic vocabulary and memorize it.		
2. Material and Equipment		
a. Word list containing academic vocabulary from from article under the title "English in Indonesia: Is It still a matter of British or America?"		
d. Exercises		
e. Picture which illustrate the academic vocabulary		
f. Word card		
The article of Jakarta Post		
3. Material and Equipment		
g. Word list containing academic vocabulary from from article under the title "English in Indonesia: Is it still a matter of British or America?"		
h. Exercises		
i. Picture which illustrate the academic vocabulary		
j. Word card of The article of Jakarta Post		
a. Presentation (25 minutes)		
1. The teacher gives some Academic vocabularies that relate to the topic ("English in Indonesia: Is it still a matter of British or America?") and explain to the student the importance of recognizing the Academic Vocabulary		
2. The teacher explain the meaning, pronunciation, and word class of Academic Vocabularies of the topic		
3. The teacher give the students to pronounce the Academic Vocabularies and repeat for many times.		
b. Practice (30 minutes)		
1. The teacher spreads the picture of the topic to the student and command them to image how the students can use Academic Vocabularies in writing that relate to the picture.		
2. To make the students able to use or know well the Academic Vocabularies in writing, the teacher gets the students to build sentence that relate to the picture by using the Academic Vocabularies		
3. Students make the sentence into paragraph.		
4. After building the paragraph. The students are then split in several groups of two to check their grammar and word placement have already been good or not.		
c. Evaluation (30 minutes)		
To determine whether the objective of this course have been accomplished, language game "guessing word". The procedure of the game		
1. The student is divided into two group by using game "Mathematic System"		
2. The teacher write down all of the Academic Vocabulary in piece of the paper.		
3. The teacher calls one person in each group then the person from group one will take one piece of paper of Academic Vocabulary at random as well as group two.		
4. After that, the teacher gets the person from group one stands in front his group and try to give context clue to predict or guess the vocabulary into 2 minutes if the group one cannot answer the vocabulary it will not get score as well as group two. The student do like that until all of vocabularies are done to answer it.		
5. The teacher will count all of answers that group one and two have already responded into 2 minutes every Academic Vocabulary which teacher write down in the paper then we will know the winner from the result.		
6. the teacher reviews the Academic Vocabularies which have used.		
7. the teacher gives the students the real article of the picture which is taken in Jakarta Post (daily newspaper) so extra-class work to read at home so they are able to strengthen their Academic Vocabulary.		

The lesson plan above is one of the example of three lesson plan that the researcher had been made. The reseacher designed three material to teach in the classrom. It can be examplified one of the example as follow:

b. Teaching Material

Lesson Material for Intermediated Level

Article Topic : English in Indonesia: Is it still a matter of Britist or America ?

Vocabulary Focus : Academic Vocabulary

Lesson skill A : Introduction

English in Indonesia: Is it still a matter of Britist or America ?

This lesson teach Academic word about “English in Indonesia: Is it still a matter of Britist or America ?” through learning vocabulary, pronuncitation, guessing word, and how to building the word to be sentence from the article of picture.

Lesson skill B : 1, 2, and 3 : Presentation

Learn the following academic vocabulary in article of Jakarta Post (daily newspaper under the title “English in Indonesia: Is it still a matter of British or American?”by focusing in meaning, pronunciation, and word class of academic vocabulary.

Key word :

<i>Post</i> : mengumumkan (v)	<i>Constantly</i> : terus-menerus (adv)
<i>Approach</i> : mendekati (v)	<i>contract</i> : membangun (v)
<i>Receive</i> : Menerima (v)	<i>Strive</i> : berjuang (v)
<i>entity</i> : kesatuan (n)	<i>Seem to</i> : tampaknya (v)
<i>Dole out</i> : membagikan (v)	<i>Essential</i> : penting (adj)
<i>Expose</i> : memamerkan (v)	<i>Appropriate</i> : menyuaikan (v)
<i>Perceive</i> : mempersepsikan (v)	<i>Maintain</i> : mempertahankan (v)
<i>reveal</i> : mengungkapkan (v)	
<i>Relize</i> : menyadari (v)	<i>Apply</i> : menerapkan (v)
<i>Encountter</i> : menemukan secara kebetulan (v)	<i>interfere</i> : mengganggu (v)
	<i>dwel on</i> : memikirkan (v)

Lesson skill C : Practice

Learn the following vocabulary associated with the picture

1. this picture and the title from article will spread to students.

“English in Indonesia: Is it still a matter of British or American?”



2. think in individual what sentence is good from the picture that relate to the academic vocabulary.

BUILDING SENTENCES

USE THE COLORED PIECES TO CREATE A SENTENCE. YOU CAN EVEN TRY TO MAKE A FEW SILLY SENTENCES!

1. _____
2. _____
3. _____
4. _____
5. _____
6. _____
7. _____
8. _____
9. _____
10. _____

©ARCS WITH MRS. B

3. use the sentence to become paragraph with include topic, supporting, and concluding



4. sit pair in your friend and exchnage the paper with your pair. Try to check the grammar and word placement have already been appropriate.



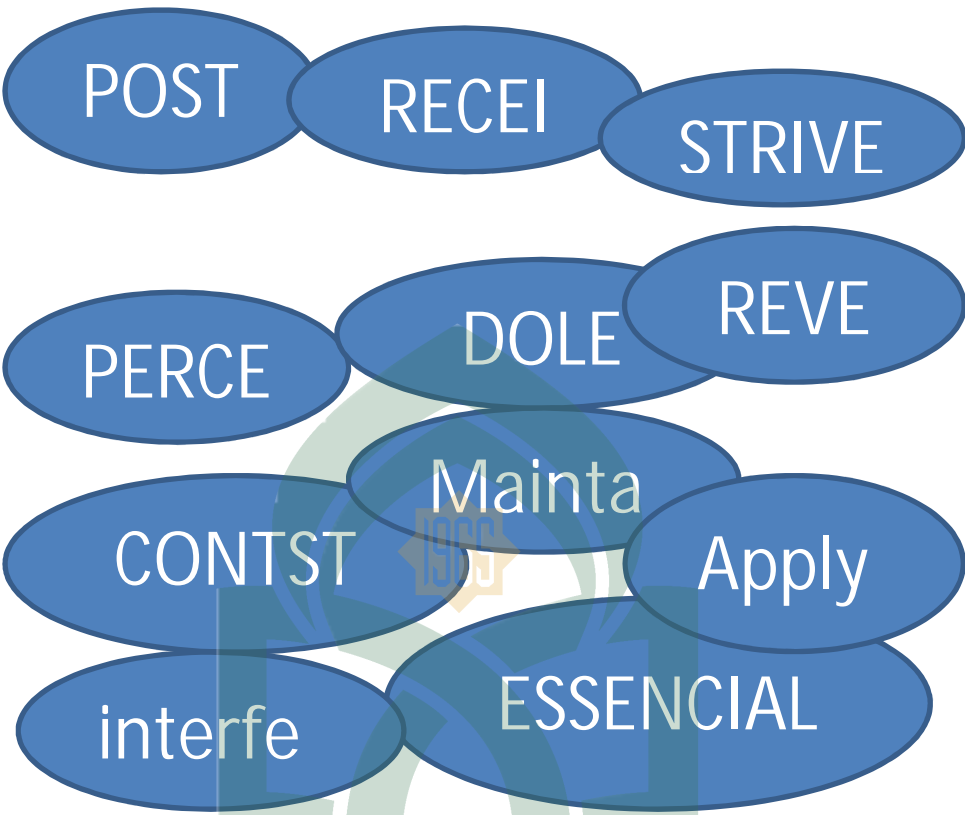
Lesson Skill D : Evaluasion

This game aims to evaluate how much you have learnt from the lesson after following the perivous intruction. This will give you opportunity to intensify your mind about the academic vocabulary.


1. use “mathematic system” in order that the student will devide into 2 group . for example $3+2$ the student will find the result of $3+2$ it means that they will look for 5 students.



2. use word cards to give one of the leader in each of the group.



3. call one student in each group to take one word card at random.



4. the student will try to look for another word that relate to the word in word card and the studets in the group can ask question about the wor so they can guess what the word exact.

5. You need to look at the time every 1 word they have to answer into 2 minutes and you may count after the time is over and we will know the winner from how many word the group can be guessed.
6. You review the word cards that contain the academic vocabulary.
7. The last thing, give the student the real article of Jakarta Post daily newspaper that contain academic vocabulary which has already been taught.

The Article of the Jakarta Post

English in Indonesia: Is it still a matter of British or American?



An Indonesian friend of mine recently posted a popular meme featuring Lee Min-ho, a rising South Korean star who advertises an Indonesian coffee brand juxtaposing Korean, English and Indonesian. The post has received a few comments highlighting Lee's English pronunciation. What struck me the most is the nitpicking over one word regarded as mispronounced. Apparently, Lee's inability to pronounce the words 'white' perfectly is enough to suggest he take an English course to improve his pronunciation. It's a light joke, but similar to the stigma doled out by certain of my compatriots regarding other Indonesians' English. Don't we all still remember how netizens laid into President Joko 'Jokowi' Widodo for his perceived poor English?

As an Indonesian studying and using English as a second language, I am only too familiar with this criticism. My Indonesian-English pronunciation is often a topic of conversation, and I constantly strive to speak like a Hollywood star. But the more I try, the more I realize that I never will. I was left without any explanation, until I encountered Kachru's 'World Englishes' concept from a 1991 book of the same name. I eventually came to understand why variable pronunciation was the target of such stigma, even from fellow second-language users.

Most Indonesians, like all others who learn English as a second language, are trained to speak like native speakers, be it American or British English. Our English teachers seem to undervalue our social and cultural backgrounds as second-language speakers. The emphasis to speak like those born in New York or in London sets regularity of pronunciation as a standard, relegating second-language speakers to

an inferior or peripheral class.

Additionally, many underestimate the fact that English is now widely spoken by people outside the UK, the US, Canada, Australia and New Zealand, plus the other main English-speaking countries. With more and more people across the world learning and speaking English, the language no longer belongs solely to the inhabitants of those countries.

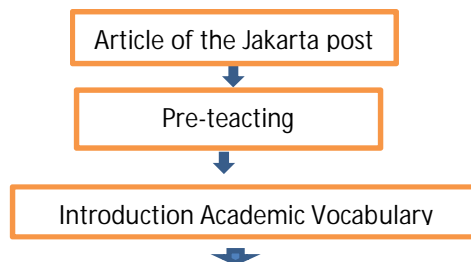
English is now spoken in multifarious ways, depending on the geographical area of the individuals, with social and cultural aspects playing essential roles in shaping and influencing the form English takes. People from all over the world are speaking their own distinctive English: Singaporean English, Indian English, Nigerian English and many others. They have appropriated English into their own tongues. Who dares to say their English is not 'correct'? Those who still maintain their native-speaker bias must become more socially and culturally observant and aware. English is not the sole possession of those born in the English-speaking countries; it is open to anyone willing to learn it.

Foreign language teachers in Indonesia should start applying a pluricentric approach to measure their students' English ability. It is time to fully view our students, as second-language learners and speakers, as individuals with their own social, cultural and historical characters. It is unrealistic to keep forcing them to speak like either the British or the Americans. It is downgrading the students' social and cultural identity and entity as Indonesians and as second-language speakers. Like Lee, who may have learned English later in life, we also need to remember that most of our students were not exposed to English at early ages. It is not necessary to dwell on the pronunciation of certain words by Jokowi, or any other individuals who actually can speak fluent English, just with idiosyncratic pronunciation.

In fact, their English may reveal their identity as Korean, Javanese or Indonesian. I have listened to both Jokowi's speech and Lee's ads multiple times and their variable pronunciation of certain words does not interfere with the message. Language is not only a means of communication, but also a tool to construct and project our social, historical and cultural values. In their particular cases, both Jokowi and Lee managed to do just that.

Don't make fun of a second language speaker's way of speaking 'at least they speak their first language perfectly. Don't you agree? To top it off, we habitually perceive native speakers' different pronunciations as acceptable variations, while we instantly identify the non-natives' as an inaccuracy, undervaluing their many years of effort to communicate in fluent English.

The writer is finishing her study at the University of Wisconsin in the US.



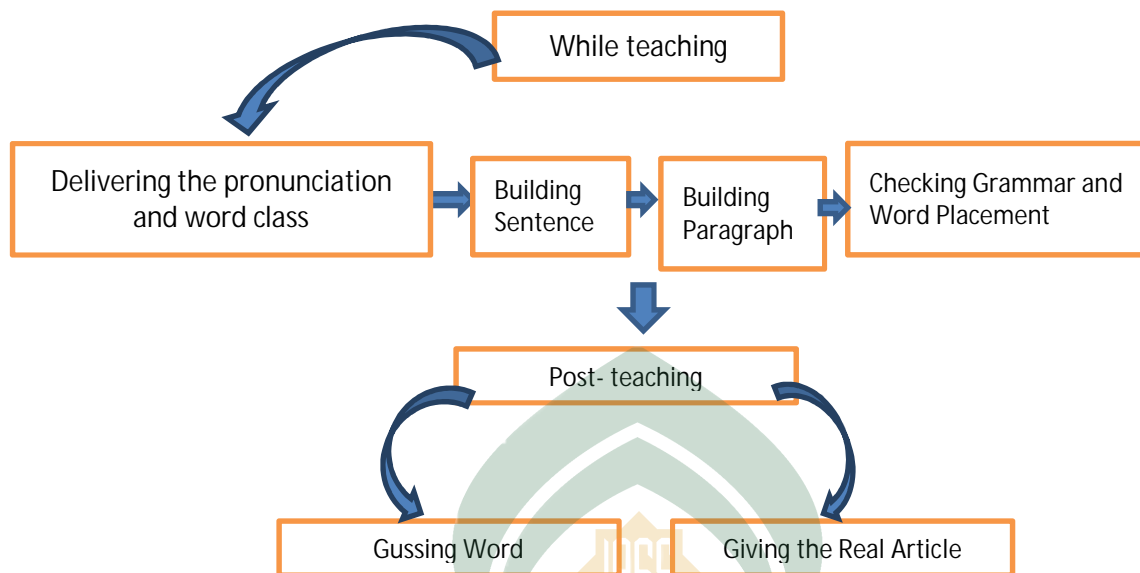


Figure 1

A framework of the Jakarta Post Based on English Language Teaching Material

As we see figure 1, the framework of teaching material has three main procedure i.e.

- Pre-Teaching

In this procedure, the researcher introduces academic English vocabulary to the students, how they can recognize the general vocabulary and the academic vocabulary. The researcher also tells to the students about how important academic English vocabulary for the students' academic, give the instruction to the students where they can attain the academic English vocabulary i.e. in daily newspaper, journal, in formal conversation as well as TOEFL and IELTS.

- While Teaching

In this type of procedure basically makes effort to get students' ability of academic English vocabulary by using four steps, they are delivering

pronunciation and word class, building sentence, building paragraph, and checking grammar and word placement. Delivering pronunciation and word class aims to make students able to catch vocabulary when it is pronounced by native speaker as well as to know word class will make students able to put the right place in sentence. Following this, Building sentence aims to practice the students about the vocabulary that they have obtained. On the other hand, Building paragraph aims to make students more practice and creative to connect sentence to sentence by using academic English vocabulary and it influences students remind their academic English vocabulary as well as know how to use. Furthermore, checking grammar and word placement aims to correct one another about their sentence and paragraph that the students have built.

- **Post-Teaching**

This procedure is aimed at reviewing and reminding the students' achievement in obtaining academic English vocabulary by using two step. They are gussing word cards and reading the real article of the jakarta post. Gussing word cards is one of the game to make students to look for others words, clues, sentence without mention the word directly. Reading the real article of the jakarta post aims to relize more about where the word should be put.

2. While Teaching

a. Pre-test

In this next phase is implementation, before giving treatment the researcher would like to know students' entry ability by using pre-test. Entry ability means that the first ability of students in knowing the academic vocabulary.

- The Result of Pre-Test in Control Class

The pre-test description for this research can be stated by stating: the researcher gave pre-test in control class that consist of 20 items before doing treatment (teaching) on september 1, 2018 in the morning from 11.20 to 12.05 in room R205 of tarbiyah and teaching science at UIN Alauddin. The result can be shown in the folloeing table:



Table 4. The Classification of the Students' Pre-test in Control Class

No	Number of Respondent	Pre-test	Classification
1.	001	30	Very poor
2.	002	15	Very Poor
3.	003	25	Very Poor
4.	004	5	Very Poor

5.	005	25	Very Poor
6.	006	25	Very Poor
7.	007	35	Very Poor
8.	008	45	Very Poor
9.	009	20	Very Poor
10.	010	55	Poor
11.	011	10	Very Poor
12.	012	5	Very Poor
13.	013	10	Very Poor
14.	014	10	Very Poor
15.	015	40	Poor
16.	016	15	Very Poor
17.	017	30	Very Poor
18.	018	35	Very Poor
19.	019	50	Very Poor
20.	020	10	Very Poor

Source : Primary Data Processing

Table 5. The Rate Percentage of Score Control Class in the Pre-Test

No.	Classification	Score	Frequency	Percentage	
1	Excellent	90 – 100	-	-	
2	Very Good	80 – 89	-	-	
3	Good	70 – 79	-	-	
4	Fair	60 – 69	-	-	
5	Poor	50 – 59	2	10%	
6	Very Poor	Less than 40	18	90%	
	TOTAL		20	100%	

Source : Primary Data Processing

Table 5 above shows the rate percentage of the score of control class in the pre-test from 20 students. None of students classified into excellent, very good, good as well as fair score. There were 2 (10%) students classified into poor score, and there were 18 (90%) students classified into very poor score. Following this, it can be concluded that the students' vocabulary achievement on pre- test ranges from poor to

very poor classification. This indicates that the rate percentage of score control class in the pre-test was low because their vocabulary achievement in control pre-test ranges from poor to very poor classification.

The pre-test were facilitated and analyzed by using SPSS that finally achieved results in the following pre-test description:

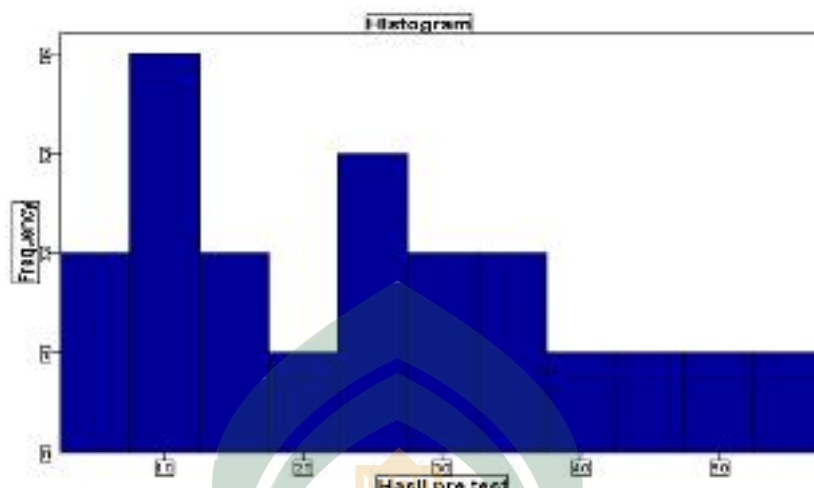
Pre-test

N Valid	20
Mean	24,75
Standard Deviation	15,085
Variance	227,566
Minimum	5
Maximum	55

Table 6. Statistic

the description of the pre-test can also be showed in the following statistical histogram which was processed by using SPSS.

Chart 1. The Pre-Test Score Distribution and Frequency



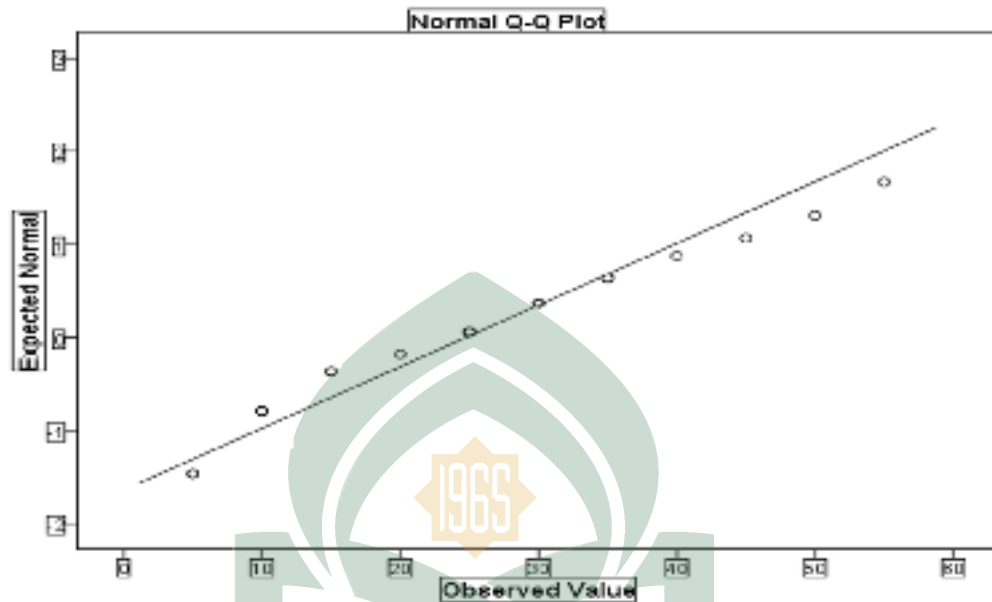
Furthermore, there can also be seen test normality of pre- test in the control class

Table 7. Test of Normality

Tests of Normality						
	Kolmogorov-Smirnov ^a			Shapiro-Wilk		
	Statistic	Df	Significance	Statistic	Df	Significance
Pre Test Kelas Kontrol	,141	20	,200*	,939	20	,225
*. This is a lower bound ...						
a. Lilliefors Significance Correction						

Based on table 7, show that the significant value in the Kolmogorov-Smirnov column is 0.200. The significant value is higher than 0.05 ($\text{sig} > 0.05$) so it can be concluded that the value of the students' test results in the control class is normally distributed. Following this The distribution of the results in the control class can be seen in Distribution.

Chart 2. Normal Distribution Charts of Test Results in the Control Class



Based on Distribution Chart 2, that is a normal distribution graph the results of test in the control class shows some points and linear line, the point represents the data, where the more points that are on the graph, the more varied the data obtained from the results of the students' test in the control class. While the line describes the normal curve line. The data can be stated to be normally distributed if the points are parallel to the normal curve line or the distance between these points with normal curve lines is close each other. This means that the farther the points from the normal curve line the data can be stated to be not normally distributed. In the graph in Distribution Chart 2, it can be seen that the points are close to the normal curve line so that the data from students' test in the control class can be conclude to be normally distributed.

▪ The Result of Pre-Test in Experiment Class

The pre-test description for this research can be stated by stating: the researcher gave pre-test in Experimental Class that consist of 20 items before doing treatment (teaching) on september 1, 2018 in the morning from 10.20 to 11.05 in room R204 of tarbiyah and teaching science at UIN Alauddin. The result can be shown in the following table:

Table 8. The Classification of the Students' Pre-test in Experimental Class

No	Name	Pre-test	Classification
1.	001	65	Fairly
2.	002	70	Fairly
3.	003	60	Fairly
4.	004	25	Very Poor
5.	005	55	Poor
6.	006	35	Very Poor
7.	007	30	Very Poor
8.	008	35	Very Poor
9.	009	50	Poor
10.	010	55	Poor
11.	011	50	Poor
12.	012	50	Very Poor
13.	013	65	Fairly
14.	014	10	Very Poor
15.	015	60	Fairly
16.	016	20	Very Poor
17.	017	20	Very Poor
18.	018	55	Very Poor
19.	019	45	Poor
20.	020	35	Very Poor

Source : Primary Data Processing

Table 9. The Rate Percentage of Score Experimental Class in the Pre-Test

No.	Classification	Score	Frequency	Percentage
1	Excellent	90 – 100	-	
2	Very Good	80 – 89	-	
3	Good	70 – 79	1	5%
4	Fair	60 – 69	4	20%
5	Poor	50 – 59	6	30%
6	Very Poor	Less than 40	9	45%
	TOTAL		20	100%

Source : Primary Data Processing

The *table 9* shows that there was 1(5%) student classified into good. Furthermore, there were 4(20%) fair score, and 6 (30%) students classified into poor score. Following this, the table also shows that there were 9 (45%) students classified into very poor, and none of students (0%) classified into excellent and very good score. Based on the data, it can be concluded that the students' vocabulary achievement on the pre-test ranged from good classification to very poor.

The pre-test were facilitated and analyzed by using SPSS that finally achieved results in the following pre-test description:


Pre-test

N Valid	20
Mean	39,75
Standard Deviation	15,259
Variance	232,829
Minimum	10
Maximum	65

Table 10. Statistic

the description of the pre-test can also be showed in the following statistical histogram which was processed by using SPSS.

Chart 3. The Pre-Test Score Distribution and Frequency



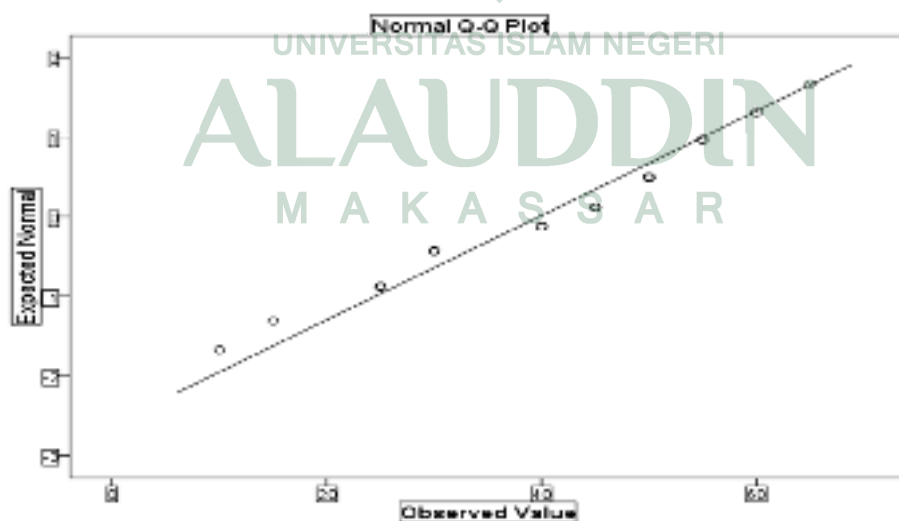
Furthermore, there can also be seen test normality of pre- test in the Experimental Class

Table 11. Test of Normality

Tests of Normality						
	Kolmogorov-Smirnov ^a			Shapiro-Wilk		
	Statistic	df	Significance	Statistic	Df	Significance
Post Test Kelas Kontrol	,149	20	,200 [*]	,957	20	,481
*. This is a lower bound ...						
a. Lilliefors Significance Correction						

Based on table 11, show that the significant value in the Kolmogorov-Smirnov column is 0.200. The significant value is higher than 0.05 ($\text{sig} > 0.05$) so it can be concluded that the value of the students' test results in the control class is normally distributed. Following this, The distribution of the results in the control class can be seen in Distribution Chart 4

Chart 4. Normal Distribution Charts of Test Results in the Control Class



Based on Distribution Chart 4, that is a normal distribution graph the results of test in the control class shows some points and linear line, the point represents the data, where the more points that are on the graph, the more varied the data obtained from the results of the students' test in the Experiment class. While the line describes the normal curve line. The data can be stated to be normally distributed if the points are parallel to the normal curve line or the distance between these points with normal curve lines is close each other. This means that the farther the points from the normal curve line the data can be stated to be not normally distributed. In the graph in Distribution Chart 4, it can be seen that the points are close to the normal curve line so that the data from students' test in the control class can be conclude to be normally distributed.

b. Teaching Process

In This teaching process was conducted on September 2nd-4th 2018 in the fifth semester of English Education Department intake 2015 3&4 and 1&2 class at UIN Alauddin Makassar. The total respondents were 40 students. All the respondents were male and female. But the researcher only involve 20 student in experimental class and 20 students in control class in teaching process. On september 2nd the researcher conducted the first treatment at 10.00 in PBI 1&2 for 90 minutes while in PBI 3&4 at 12.00. they had different time so the researcher could do treatment at the same day. The researcher was waiting the students in front of the class because it was difficult to gather them if their class was done.

The purpose implementation is to improve the target students that is to have improvement of academic English vocabulary by using article of the Jakarta Post. Following this, evaluation is aimed at reviewing the material so that students can save it in their long-term memory.

3. post-teaching (Evaluation)

The purpose of evaluation phase is evaluating the effect of teaching the course contents and the outcomes of implementing the procedure materials. In this evaluation phase will discuss about the finding of the research deals with the students' score from pre-test and post-test, the frequency and the rate percentage of the students' score, the means score and standard deviation of pre-test and post-test, the t-test value and the hypothesis testing. This had been found out the t-test scores of experimental group were significantly higher than the t-table score. In addition the score analysis used SPSS (Statistical Package for the Social Sciences) software version 21.0. The findings were described as follows.

- The Result of Post-Test in Control Class

The post-test is similar to pre-test both of them have different items. the researcher gave pre-test in control class that consist of 20 items after doing treatment (teaching) on september 5, 2018 in the morning from 12.20 to 13.05 in room R205 of tarbiyah and teaching science at UIN Alauddin. The result can be shown in the following table:

Table 12. The Classification of the Students' Post-test in Control Class

No	Name	Pre-test	Classification
1.	001	50	Poor
2.	002	40	Poor
3.	003	30	Very Poor
4.	004	25	Very Poor
5.	005	45	Poor
6.	006	50	Poor
7.	007	65	Fairly
8.	008	45	Very Poor
9.	009	55	Poor
10.	010	55	Poor
11.	011	25	Very Poor
12.	012	25	Very Poor
13.	013	50	Poor
14.	014	10	Very Poor
15.	015	50	Poor
16.	016	15	Very Poor
17.	017	30	Very Poor
18.	018	40	Poor
19.	019	60	Poor
20.	020	30	Very Poor

Source : Primary Data Processing

Table 13. The Rate Percentage of Score Control Class in the Post-Test

No.	Classification	Score	Frequency	Percentage
1	Excellent	91 – 100	-	-
2	Very Good	81 – 90	-	-
3	Good	71 – 80	-	-
4	Fair	61 – 70	2	10%
5	Poor	51 – 60	4	20%
6	Very Poor	Less than 50	14	70%
TOTAL			20	100%

Source : Primary Data Processing

in the rate percentage of the score of control class in the post-test from the 20 students as *table 13* above shows that there was 2 (10%) student which was classified into fair score. Following this, there were 4 (20%) students classified into poor score. In addition, there were 14 (70%) students classified into poor score, and there were None of the students (0%) classified into excellent, very good and good score. It may conclude, the students' vocabulary achievement on post-test ranges from fair to very poor classification.

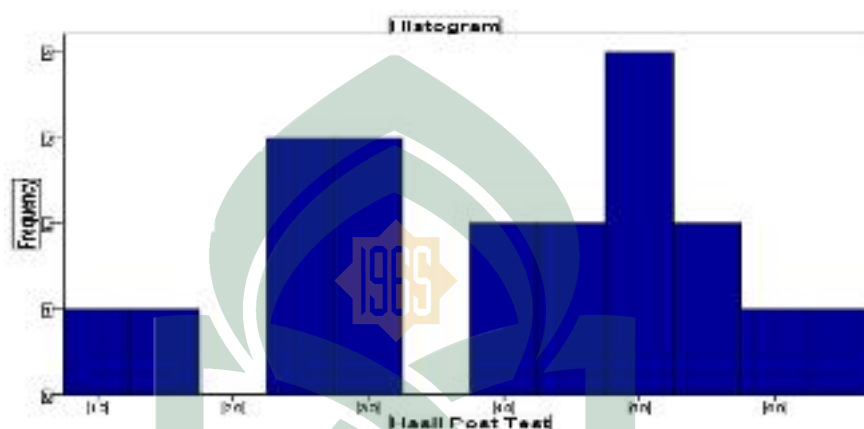
The post-test were facilitated and analyzed by using SPSS that finally achieved results in the following post-test description:

Table 14. Descriptive Statistics

<i>Post-test</i>	
N Valid	20
Mean	39,75
Standard Deviation	15,255
Variance	232,829
Minimum	10
Maximum	65

the description of the post-test can also be showed in the following statistical histogram which was processed by using SPSS.

Chart 5. The Post-Test Score Distribution and Frequency



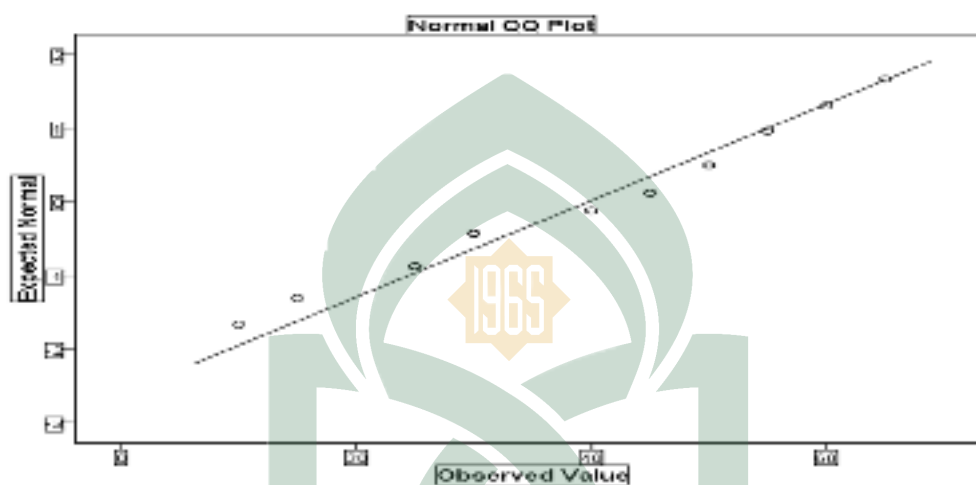
Furthermore, there can also be seen test normality of post- test in the control class

Table 15. Test of Normality

Tests of Normality						
	Kolmogorov-Smirnov ^a			Shapiro-Wilk		
	Statistic	Df	Significance	Statistic	df	Significance
Post Test Kelas Kontrol	,149	20	,200*	,957	20	,481
*. This is a lower bound ...						
a. Lilliefors Significance Correction						

Based on table 15, show that the significant value in the Kolmogorov-Smirnov column is 0.200. The significant value is higher than 0.05 ($\text{sig} > 0.05$) so it can be concluded that the value of the students' test results in the control class is normally distributed. Following this The distribution of the results in the control class can be seen in Distribution.

Chart 6. Normal Distribution Charts of Test Results of post test in the Control



Based on Distribution Chart 6, that is a normal distribution graph the results of test in the control class shows some points and linear line, the point represents the data, where the more points that are on the graph, the more varied the data obtained from the results of the students' test in the control class. While the line describes the normal curve line. The data can be stated to be normally distributed if the points are parallel to the normal curve line or the distance between these points with normal curve lines is close each other. This means that the farther the points from the normal curve line the data can be stated to be not normally distributed. In the graph in Distribution Chart 6, it can be seen that the points are close to the normal curve line so that the data from students' test in the control class can be conclude to be normally distributed.

- The Result of Post-Test in Experimental Class

The researcher gave pre-test in Experimental class that consist of 20 items after doing treatment (teaching) on september 5, 2018 in the morning from 10.20 to 11.05 in room R204 of tarbiyah and teaching science at UIN Alauddin. The result can be shown in the following table:

Table 16. The Classification of the Students' Post-test in Experimental Class

No	Name	Pre-test	Classification
1.	001	80	Good
2.	002	85	Good
3.	003	90	Very Good
4.	004	90	Very Good
5.	005	95	Very Good
6.	006	90	Very Good
7.	007	85	Good
8.	008	90	Very Good
9.	009	85	Good
10.	010	90	Very Good
11.	011	90	Very Good
12.	012	90	Very Good
13.	013	90	Very Good
14.	014	90	Very Good
15.	015	90	Very Good
16.	016	90	Very Good
17.	017	95	Very Good
18.	018	80	Good
19.	019	90	Very Good
20.	020	70	Fairly Good

Source : Primary Data Processing

Table 17. The Rate Percentage of Score Experimental Class in the Post-Test

No	Classification	Score	Frequency	Percentage
1	Excellent	90 – 100	14	70%
2	Very Good	80 – 89	5	25%
3	Good	70 – 79	1	5%

4	Fair	60 – 69	-	-
5	Poor	50 – 59	-	-
6	Very Poor	Less than 40	-	-
TOTAL			20	100%

Source : Primary Data Processing

After treatment, the researcher addressed the post-test. All students' result could be seen into the data in *table 17*. There were 14 (70%) students classified into excellent score. Furthermore, there were 5 (25%) students classified into very good score, and there were 1 (5%) students classified into good score. Hence there were none of the students (0%) classified into fair, poor and very poor score. Based on the data, it can be concluded that the students' vocabulary achievement on post-test ranges from excellent to good classification.

The post-test were facilitated and analyzed by using SPSS that finally achieved results in the following post-test description:

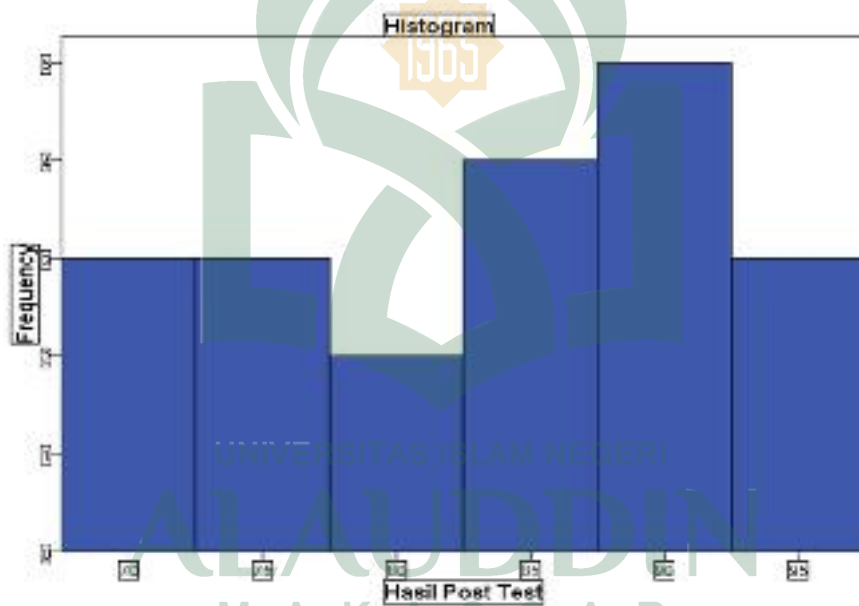
Table 18. Descriptive Statistics

Post-test

N Valid	20
Mean	83,50
Standard Deviation	8, 599
Variance	73, 947
Minimum	70
Maximum	95

the description of the post-test can also be showed in the following statistical histogram which was processed by using SPSS

Chart 7. The Post-Test Score Distribution and Frequency



Furthermore, there can also be seen test normality of post- test in the Experimental class

Table 19. Test of Normality

Tests of Normality						
	Kolmogorov-Smirnov ^a			Shapiro-Wilk		
	Statistic	df	Significance	Statistic	df	Significance
Post Test Kelas	,175	20	,109	,905	20	,051

Eksperimen

Based on table 19, show that the significant value in the Kolmogorov-Smirnov column is 0.109. The significant value is higher than 0.05 ($\text{sig} > 0.05$) so it can be concluded that the value of the students' test results in the control class is normally distributed. Following this The distribution of the results in the control class can be seen in Distribution Chart 8

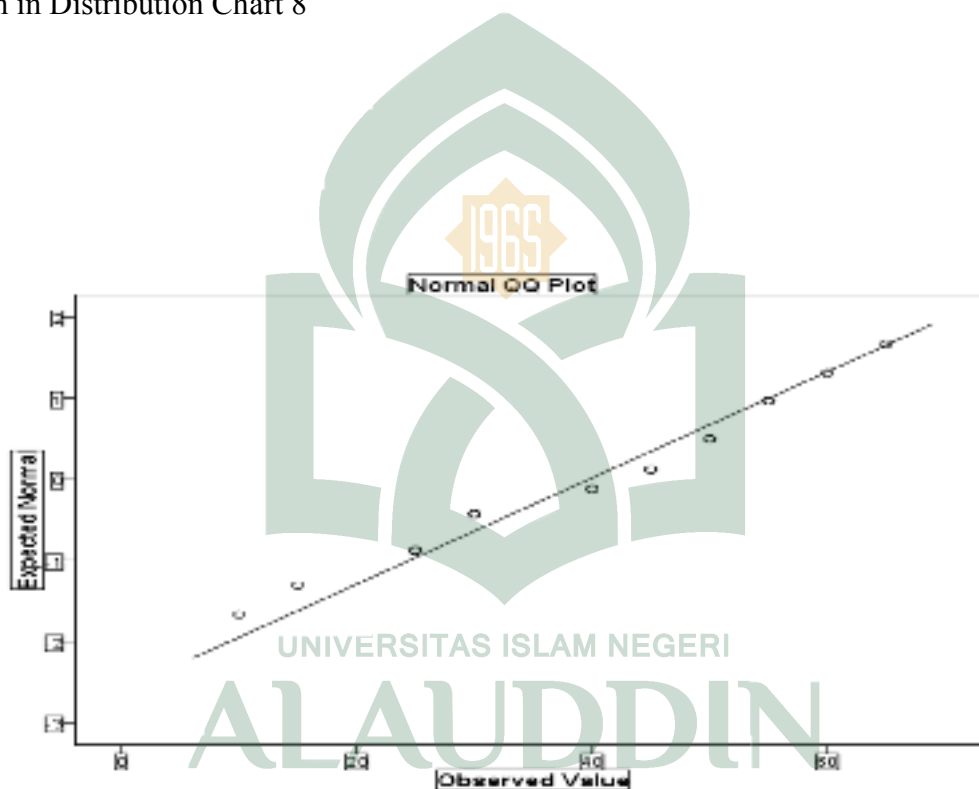


Chart 8. Normal Distribution Charts of Test Results of post test in the Control Class

Based on Distribution Chart 8, that is a normal distribution graph the results of test in the control class show some points and linear line, the point represents the data, where the more points that are on the graph, the more varied the data obtained from the results of the students' test in the Experimental Class. While the line describes the normal curve line. The data can be stated to be normally distributed if the points are parallel to the normal

curve line or the distance between these points with normal curve lines is close each other. This means that the farther the points from the normal curve line the data can be stated to be not normally distributed. In the graph in Distribution Chart 8, it can be seen that the points are close to the normal curve line so that the data from students' test in the control class can be conclude to be normally distributed.

▪ The Overall Result of Pre-test and Post-Test in Control Class and Experimental Class

As matter of fact, the using of the pre-test and post –test is to measure students' knowledge in academic English vocabulary.

It can be seen that the rate percentage in the post-test was higher than the rate percentage in the pre-test in Experemental class. Beside that the rate percentange from pre-test and post test in the control class was still balance. It means that nothing enhancement.

Based on the data above, it means that there was improvement of students who were taught using article of the Jakarta post and Conventional strategy (Grammar Translation Method). For all that, using article of the Jakarta post has been improved the students' ability in mastering vocabulary than Conventional strategy (Grammar Translation Method). Finally, the researcher concluded that using article of the Jakarta post helped students to overcome their problem in mastering vocabularies. In additional, we may see the comparison between pre-test score and post-test score in expremental class in the table 20 can be shown as follows :

Table 20. Test Score Comparison Between Pre-test and Post-test in Expremental Class

NO	Respondent Number	Vocabulary Component	
		Pre-test in Expremental Class	Post-test in Expremental Class
1.	001	65	80
2.	002	70	85
3.	003	60	90
4.	004	25	90
5.	005	55	95
6.	006	35	90
7.	007	30	85
8.	008	35	90
9.	009	50	85
10.	010	55	90
11.	011	50	90
12.	012	50	90
13.	013	65	90
14.	014	10	90

15.	015	60	90
16.	016	20	90
17.	017	20	95
18.	018	55	80
19.	019	45	90
20.	020	35	70
Average		34, 3158	86, 2105
Description		Very poor	Very good

Source : Primary Data Processing

The table shows that significant improvement took place in the students' gained score before and after treatment. The improvement can be measured by taking a look at the minimum and the maximum score in the pre-test and the post test in which twenty (20) is the minimum score in the pre-test while seventy (70) is the minimum score in the post test. On the other hand, seventy (70) is the maximum score in the pre-test, while ninety five (95) is the minimum score in the post-test. In addition, the students' progress in learning is also measured by comparing the students' gain score in pre-test **34, 3158** and the students' gain score in post-test **86, 2105**. We may conclude that the quality of the students' before and after treatment increases by taking a look from **very poor** to **very good**. Furthermore, there is also the comparison of students' post-test in control class and post-test in experimental class to know how far the difference significant between both of them when the researcher did treatment using Jakarta Post than another method.

Table 21. Test Score Comparison Between Post-test in control class and Post-test in Expremental Class

NO	Respondent Number	Vocabulary Component	
		Post-test in Control Class	Post-test in Expremental Class
1.	001	50	80
2.	002	40	85
3.	003	30	90
4.	004	25	90
5.	005	45	95
6.	006	50	90
7.	007	65	85
8.	008	45	90
9.	009	55	85
10.	010	55	90
11.	011	25	90
12.	012	25	90
13.	013	50	90
14.	014	10	90

15.	015	50	90
16.	016	15	90
17.	017	30	95
18.	018	40	80
19.	019	60	90
20.	020	30	70
Average		34, 7368	86, 2105
Description		Very poor	Very good

Source : Primary Data Processing

The table shows that significant improvement took place in the students' gained score after treatment in the post-test between control class and experimental class. The improvement can be measured by taking a look at the minimum and the maximum score in the post test of in which fifteen (15) is the minimum score in the post-test of control class while seventy (70) is the minimum score in the post test of experimental class. besides, sixty five (65) is the maximum score in the post-test of control class , while ninety five (95) is the minimum score in the post-test of experimental class. in addition, the students' progress in learning is also measured by comparing the students' gain score in pre-test **34, 7368** and the students' gain score in post-test **86, 2105**. We may conclude that the quality of the students' after treatment in the post-test between control class and experimental class has a different significant by using article of the Jakarta Post than another method. We may see in the table of description, the quality of post test in control class is very poor while, the quality of post-test in experimental class is very good.

- The Mean Score and Standard Deviation of the students' Experimental and Control Group

Table 22. The Mean Score of Experimental and Control Group.

Types	Mean Score		Ranges
	Pre-test	Post-test	
Experimental	39,75	83,50	43.75
Control	24,75	39,75	15

The table above showed that the mean score of experiment class in pre-test was 39,75 classified as very poor score and post-test of experiment class was 83.50 classified as very good score. There were ranges between pre-test and post-test of experiment class that was 43.75. The mean score of control class in pre-test was 24.75 classified as very poor score and mean score of post-test in control class was 39.75 classified as very poor score. Furthermore, there were ranges both of pre-test and post-test in control class that was 15.

Based on the table above stated that there was a different significance vocabulary achievement in the table mean score between experiment and control class.

Table 23. The Mean Score and the Standard Deviation of Experimental and Control Group of the Students' Pre-test and Post-test.

Types	Mean Score		Standard Deviation	
	Pre-test	Post-test	Pre-test	Post-test
Experimental	39,75	83,50	15,259	8,599
Control	24,75	39,75	15,085	15,259

After calculating the results of the students' pre-test and post-test from the experimental group and the control group, the mean score and standard deviation of their scores are presented in *table 23*. The mean score of the students' pre-test of experimental group which was shown from the table was 39.75 with standard deviation was 15.259. The mean score of the students' pre-test of control group which was shown from the table was 24.75 with standard deviation was 15.085.

The mean score of the students' post-test of the experimental group which was shown from the table was 83.50 with standard deviation 8.599. Following this, the mean score of students' post-test of control group which was shown from the table was 39.75 with standard deviation 15.259. It stated that the mean score and standard deviation of pre-test and post-test of experiment group and control group were different which was obtained from the students.

According to the data above, the results achieved from both tests, the pre-test and the post-test, were different. The students' ability of experimental group in mastering vocabulary was higher than the control group. Based on the result above, the researcher has considered using article of the Jakarta Post could be one of the effective ways to improve the students' academic vocabulary ability. It based on the mean score of experimental group's post-test was higher than control group.

- **Hypothesis Testing the Difference Significant Between the Experimental and Control Group**

Although, the mean score improved after treatment but the hypothesis in Chapter II should be tasted again with the statistical calculation. The statements of the hypothesis are:

- (Ho) : Using Jakarta post (daily newspaper) based teaching material is effective to improve the students' academic English Vocabulary.
- (H1) : Using Jakarta post (daily newspaper) based teaching material is not effective to improve the students' academic English Vocabulary.

To know whether the mean score of the experimental group and the control group was statistically different, the t-test applied with the level significance (P) = 0.05 and the degree of freedom (df) = $N-2$, where $N_1 = 20$ and $N_2 = 20$. The result of t-test after calculation can be seen in the following *table 19*.

Table 24. The Result of t-test calculation

Variable	t-test Value	t-table Value
$X_1 - X_2$	29,963	2,021

Furthermore The UJI T post-test were facilitated and analyzed by using SPSS that finally achieved results in the following post-test description:

Table 25. UJI T POST TEST

Indep Test ...

	Levene Test ...		t-test for Equality...		
	F	Significance	t	df	Sig(2-tailed)...
VAR000 Equal variances ...	7,735	,008	-11,171	38	,000

02	Not Equal variances			-11,171	29,963	,000
	...					

The *table 25* indicates that value of the t-test was 29,963 and the value of the t-table was 2,021 with significant level (P) = 0.05 and (df) = 38. Then, the value of t-test was higher than the value of t-table (29,963>2,021). It means that $H_1 > H_0$, the hypothesis was accepted.

Conclusively, , this research was addressed about the result of pre-test and post-test both of experiment and control class. Based on the pre-test and post-test between experiment and control class that have significant difference. In experiment class, the students obtain improvement after being giving treatment. The effectiveness of this strategy is indicated by the *range* showed in very poor to excellent classification in experiment class

Based on the result of pre-test and post-test in experimental class. The result of pre-test is categorized as good, which is the high score is 70 and the lowest score is 20. In the pre-test score is found out the mean score is 39,75. Furthermore, the result of post-test is categorized as Excellent ,which is the high score is 95 and the lowest score is 70. In the post test score is obtained the mean score is 83,50. Based on the pre-test and post-test in experimental class, the student gain improvement after giving treatment using Articles of the Jakarta Post.

B. The Determinants of the Effective of Using Jakarta Post (Daily Newspaper) Improve Students' Academic English Vocabulary.

To find out the extent of using jakarta post (daily newspaper) effective to improve student's academic english vocabulary. The researcher gave another data instrument that is questionnaire with likers scale. On september 5, 2018 in the morning from 11.05 to 11.25 in room R204 of tarbiyah and teaching science at UIN the students filled in the questionnaire by selecting one of five optional categories i.e. 1 = strongly disagree; 2 disagree; 3 neutral; 4 disagree; 5 strongly disagree. These categories were used to determine the student's opinion during the implementation of teaching material. The researcher only gave the questionnaire in Experiment Class that consist of 20 students who had taught by the reseacher.

The questionnaires contain a variety of qustions to find out the students' reaction through learning and evaluation the content, the language focus, the activies, the supplementary materials, as well as the illustration of the teaching material after implemented in the classroom.

The result of the quisioner by using sclae linier in class experiment in the PBI 1-2, following this the data obtained was presented in the form of data frequency distribution table as in the table. 26

Table 26. The Students' Attitudes Towards the Teaching Material' Contents.

Statements	Frequency (scale)				
	SA (5)	A (4)	N (3)	DA (2)	SDA (1)
1. The materials cover avariety of topic and situation appropriate	6 30%	14 70%	0%	0%	0%

to the learner's level and need					
2. The materials give students to improve their vocabulary	10 50%	10 50%	0%	0%	0%
3. The materials use authentic text	2 10%	10 50%	7 30%	1 10%	0%
4. The themes and topics are relevant to academic context	4 20%	13 65%	3 15%	0%	0%

Source : Primary Data Processing

Above the data presented in table 26, it was found that twenty students (100%) agreed that the teaching material covered a variety topic and situation that were suitable to students level and needs which “agree” level is the most preferred option about 70% (14 out of 20 students). Following this, nineteen out of twenty students (95%) stated that the themes and topic are relevant to the students. Besides, all students (100%) felt that the material give the students improve vocabulary in which ten of twenty students (50%) selected “strongly agree” level as well as ten students are in “agree” options.

To support this tabel the reseacher dis interview to some respondets about the content of the teaching materials as follow :

A.H : I think the topics were very interesting and good to improve our academic English vocabulary bacause it related to our lesson.

N.H : In my opinion the material were relevant to our needs and it can enrich our vocabulary.

We may conclude that the students' attitude toward the teaching materials' contents are positive. This statement can be seen based on the results of the data analysis as described above.

The next discussion deals with the analysis of the students' attitudes towards the language items (i.e: vocabulary, pronunciation, and grammar) of the teaching materials which can be seen in the table 27.



Table 27. The Students' Attitudes Towards the language Items Given in the Teaching Material.

Statements	Frequency (scale)				
	SA (5)	AA (4)	N (3)	DA (2)	SDA (1)
1. The vocabularies in the article are relevant to the academic context that need to student	4 20%	15 75%	1 5%	0%	0%
2. There is vocabulary in each unit	8 40%	8 40%	4 20%	0%	0%
3. There is a writing lesson in each	3 15%	11 55%	5 25%	1 5%	0%

unit					
4. There is pronunciation drill in each unit	4 20%	9 45%	7 35%	0%	0%

Source : Primary Data Processing

As shown at table 27, fourteen out of twenty students (70%) choose “agree” option to describe that the language functions, language focus, and vocabulary are appropriate to the students’ level. In addition, sixteen out of twenty students (80%) agree that there is vocabulary in each unit. Following this, one of respondents, gave her opinion about the language items available in the teaching materials as follows:

A.R : learning pronunciation of academic English vocabulary is a very important thing in learning vocabulary because it can be able to pronoun vocabulary that make people understand in communication and in writing.

Furthermore, it is important too to find out the students’ attitude toward the activities and the tasks available in the teaching material. We may be seen in the table 28.

Table 28. The Students’ attitudes towards the activities and tasks

Statements	Frequency (Scale)				
	SA (5)	A (4)	N (3)	DA (2)	SDA (1)
1. The activities, exercises, tasks are interesting	5 25%	13 65%	2 10%	0%	0%
2. The activities, exercises, tasks are aimed at improving academic	2 10%	13 65%	5 25%	0%	0%

vocabulary					
3. The activities, exercises, and tasks focus on vocabulary mastery, pronunciation practice, and writing understanding.	6 30%	6 30%	7 35%	1 5%	0%
4. The activities, exercises, and tasks provide to varying learning arrangements such as: games, and working individually.	2 10%	15 75%	3 15%	0%	0%
5. The Articles of the Jakarta Post (daily newspaper) are relevant to the academic context that need to student	5 25%	8 40%	7 35%	0%	0%
6. The instructions for the activities, exercises, and tasks are simple and clear	7 35%	8 40%	5 25%	0%	0%

Source : Primary Data Processing

As shown at the table above, it is found that the attitude of the entire students (100%) towards activities and the tasks given in the teaching materials was positive. Thirteen out of twenty students (65%) in choosing “agree” option towards the activities and tasks given in the teaching material. Furthermore, the students addressed that exercises, activities, tasks, and games provided are interesting to the students (fifteen out of students (75%) prefer to “agree” option)

The learning activities and task were considered interesting to the students as revealed by one of the respondents.

C.D.S : my point of view, the activities that given by the teacher is very interesting to me because the researcher gave us the game that related to our lesson in learning academic English vocabulary that could help us to remember our vocabularies that we had memorized before.

The next discussion dealt with the analysis of the students' attitude towards the supplementary materials which can be shown in the table 29.

Table 29. The Students' Attitudes Towards the Supplementary Materials

Statements	Frequency (scale)				
	SA (5)	A (4)	N (3)	DA (2)	SDA (1)
1. There are some handouts available.	6 30%	8 40%	6 30%	0%	0%
2. There are some other supplementary materials like sources of authentic materials available	3 15%	8 40%	9 45%	0%	0%

Source : Primary Data Processing

Referring to the data presented above, it is obviously seen that the teaching materials implemented in the classroom for pronunciation practice and listening (nineteen out of twenty students or 45% agree and two out of twenty students or 10% prefer to strongly agree) the others are choosing "neutral" option., handout (eight out of twenty students or 40% "agree" six out of twenty students "strongly agree), and also source of authentic materials (eight out of students or 40% "agree" and three out of students or 15% "strongly agree").

In terms of supplementary materials was given in the teaching materials are helpful to improve and remember the vocabulary skill. One of the respondent comments:

D: in my opinion, the entire materials are really helpful to improve our vocabulary skill specially in academic English vocabulary. In addition, the researcher took the article that related to our academic so we can understand well the meaning even though the vocabularies were not common in our ear but with the material given by the researcher made us no to bored to learn the vocabularies.

Except for that, it is also important to see the students' attitude towards the illustration. The data analysis used to describe to the thing can be seen in the following the table 29.

To sum up all the aspects of analysis above we may take look to the explanation below that using SPSS

Table 30. Frequency distribution of concept comprehension test scores in class

Number	Score	Frequency
1.	83	1
2	84	1
3	85	1
4	91	2
5	93	1
6	94	1
7	96	1
8	97	2
9	98	1
10	100	1

11	104	2
12	105	1
13	106	3
14	118	1
15	120	1
Jumlah		20

Source : Primary Data Processing

the data in Table 30. above was used as a reference in processing descriptive analysis. The results of the descriptive analysis from Table 30. above can be shown in the following table 31.




Table 31. Descriptive of Statistics in Questionnaire

Parameter	Score
Number of Sample	20
Maximum value	120
Minimum value	83
Average	89,9

Standard Deviation	10,05197
Variance	101,042

Based on Table 31 above, it is explained that the maximum value is the highest value of students' questionnaire obtained by students in the experimental class by 120 while the minimum value is the lowest value obtained by students by 83. The mean is the sum of all values in a distribution divided by the number of cases (Furchan, 2014: 158). In this case the average value obtained is 89.9. In addition, it also shows the value of the standard deviation and variance. Standard deviation is a measure that describes the level of data distribution from an average value of 10.05197. Furthermore, variance is a very useful measure of diversity (Furchan, 2014: 164) or variance is the average of the square deviation of each data to average. It calculate above looks variance value 101,042

In the experimental class of students taught using article of Jakarta Post was categorized with the results shown in table 32 below.

Table 32. The Rate Percentage of Categorization of Quisioner in Experimental Class

No.	Classification	Interval	Frequency	Percentage
1	Strogly Disagree	25 – 45	-	
2	Disagree	46 – 65	-	
3	Neutral	67 – 85	3	15%
4	Agree	86 – 105	12	60%
5	Strongly Agree	106 – 125	5	25%
	TOTAL		20	100%

Source : Primary Data Processing

The *table 32* shows that there was 3 (15%) student preferred to Neutral . Furthermore, there were 12 (60%) Agree, and 5 (25%) students choose to Strongly Agree. Following this, the table also shows that there were none of students (0%) classified into Strongly Disagree and Disagree. Based on the data, it can be concluded that the students prefer to Neutral to Strongly Agree hence using article of the Jakarta Post is good for the students.

Conclusively, according to the finding of the research, it was found that the students who were taught by using Article of the Jakarta Post have been improvement in parts of academic vocabulary beside the students who were taught by another method, due to the fact the students who were taught by using Article of the Jakarta Post can recognise and identify the general vocabulary and academic vocabulary through Article of the Jakarta Post that the students can easy read the newspaper in the Jakarta Post. In this research on pre-test, treatment and post test, showed that using the Jakarta post is very effective to improve student academic vocabulary moreover it is supported by the quisioners of scale linier that students prefer to Neutral to Strongly Agree that Article of the Jakarta Post is Appropriate method in teaching and improving students academic as matter of fact the Jakarta Post has new news every day. therefore, by using this media, the students not only learn about the general word but also learn about the academic word.

CHAPTER V

CONCLUSION AND SUGGESTION

This chapter consists of two parts, the first deals with the conclusions of the findings, and the second part deals with suggestions.

A. Conclusions

Based on the findings and discussion in the previous chapter, the researchers concluded that academic vocabulary through the Article of the Jakarta Post was effective to improve the vocabulary of fifth semester students at UIN Alauddin. It was proven that there was a significant difference between the students' pre-test and post-test. Furthermore, the t-test value is higher than the t-table value. It is clear that there is an improvement in students' vocabulary after being taught using the Article of the Jakarta Post.

The Article of the Jakarta Post are one of the effective method used in learning academic vocabulary in student of English Education Deoarment at State Islamic Universuty. The explanation has been shown in chapter VII. Explanations and data collected in chapter VII stated that in using the Article of the Jakarta Post is effective to improve students' academic English vocabulary.

B. Suggestion

In relation to the conclusion above, the researcher would like to suggest the following points:

1. The research suggests that the campus should apply to teach academic english vocabulary for student so the students can recognise and how to use academic vocabulary
2. The students should read everyday many article from jakarta post to improve academic English vocabulary.
3. The use of the Article of the Jakarta Post is very effective to improve students' academic vocabulary. hence,the researchers suggest that English teacher or lecturer especially in students of English education at UIN Alauddin should apply to use the Article of the Jakarta Post in teaching academic vocabulary.
4. This research should benefit for information and contribution for the next research especially about students' academic English vocabulary
5. For the next researchers who want to use the Article of the Jakarta Post, it can be better to conduct in longer time.

BIBLIOGRAPHY

- Ahmmed, Raju. *The Study Focuses on The Effectiveness of English Newspapers in Improving Vocabulary and Reading Skills*, Dhaka of University. 2016.
- Alexander, Francia. *Understanding Vocabulary*. 2011.
- Allen, Virginia French. *Technique in Teaching Vocabulary*. Oxford University Pres.1983.
- Bahar, Kaharuddin A. *The Communicative Grammar Translation Method*. Batul-yogyakarta, Indonesia. 2015.
- Bahar, Kaharuddin A, and Yasin Hakim. *Syllabus Design For English Language Teaching*. Jakarta, Indonesia. 2018
- Bahar, kaharuddin, buharuddin, and latif. *Discourse Analysis for English Language Teaching*. Saarbrucken, Germany. 2018
- Best, W. John. *Research in Education*. Fourth Edition. New Jersey: Prentice Hall, Inc, Englewood. 1981.
- Blachowicz, C. L. Z. & Obrochta, C. *Vocabulary visits: Virtual field trips for content vocabulary development*. November, 2005.
- Cohen, Louis, Lawrence Manion, and Keith Morrison. *Research Methods in Education (sixth edition)*. New York: Routledge. 2007.
- F, Kilickaya, *Authentic materials and culture content in EFL classrooms*. The Internet ELT Journal, 10(7). 2004.
- F, Terry. *Dealing with Vocabulary in Newspaper*. (on line) terryfrd@ksc15.th.com. The Post Publishing Public Co., Ltd. 2000.
- Gay, L.R. *Educational Research*. Warehouse, United States, 1981.
- Gogo, Amina. *Using newspapers in teaching English as a second language*. Federal University of Technology, Minna, Nigeria, 14th july 2014.
- Harmer, Jeremy. *The Practice of English Language Teaching*. London and New York : Longman Group.1991.
- Horby. A.S. *Oxford Advanced Learners Dictionary of Current English*. Britain: Oxford University Press. 1995.

- Indriyani. *Increasing the Vocabulary Mastery of The Elementary Student of Rapocini Makassar Through English Word*. Makassar: State Islamic University of Alauddin Makassar. 2003.
- Laufer, B., & Nation, P. *Vocabulary size and use: Lexical richness in L2 written*. 1995.
- Production. *Applied Linguistics*, 16, 3, Sept, 16(3), 307-322. 1994.
- Manser, Martin H. *Oxford Learner's Pocket Dictionary; New Edition*. New York: Oxford University Press. 1995.
- McCarthy, Michael & O' Dell, Felicity. *Academic vocabulary in use, kamae design, oxford, Cambridge University Press, UK*. 2008.
- Nadarajan, Shanthi. *Measuring Academic Vocabulary Size and Depth in the Writing Classroom*, The University of Arizona. 2007.
- Professional development office. *BUSD Grade Level Academic Vocabulary journal*, Barkelley, Unified school district. 2008.
- Read, J. *Assessing Vocabulary*. Cambridge: Cambridge University Press. 2000.
- Rohmatilla. *The Effect of Using The Jakarta Post Newspaper Articles In Enhancing Vocabulary of English For University Students*, Lampung. 2016.
- Sanderson, Paul. *Using Newspapers in the Classroom*. Cambridge: Cambridge University Press, 1999.
- Schreiber, James B. and Asner-Self K. *Educational Research: The Interrelationship of Questions, Sampling, Design, and Analysis*. United States: John Wiley & Sons, Inc. 2002.
- Simpson, Julie. *Using a Class Newspaper to Improve Writing Skills in a Multicultural Classroom*. Fairfax country (VA) public school, june 2003
- Sugiyono. *Metode Penelitian pendidikan; Pendekatan kuantitatif, kualitatif, dan R dan D*. Jakarta: Alfabeta, bandung, 2016.
- Umam, Khoirul. *Improving the Students' Vocabulary Mastery with the Jakarta Post Newspaper Articles*. Jakarta: Syarif Hidayatullah state Islamic University (Unpublished Thesis) 2010.

Roslina, Yunika. *Using English Newspapers in Teaching Vocabulary to The First Year Student' of SMAN 2 Polombangkeng Utara Kabupaten Takalar*. Makassar. 2013.

Wallace in Rita. *seven principles of teaching and learning vocabulary*. 1994.

Wallence, M. *Teaching Vocabulary*, Oxford: Heinemann: 1988.

Zimmerman, K. *Newly placed versus continuing students: Comparing vocabulary size*. *TESL Reporter*, Apr, 38(1), 52-60. 2005.



CURRICULUM VITAE



Ridwan was born on September 14th 1995 in Majene, Kec. Banggae, Kab.Majene. he is the last children from 3 siblings. The researcher began his study at SD Negeri 4 Majene, graduated in 2007. After that, he continued his study at SMPN 2 Majene, graduated in 2012. Then, he continued her study in SMAN 1 Majene, graduated in 2013.

In 2014, he continued his study at Alauddin State Islamic University of Makassar. he was majoring in English Education Department in Tarbiyah and Teaching Science Faculty. he entered in some internal organization and external organization such us : UEF, EDIT, GENRE, ALDEBA, DEMA, HMJ PBI, and TAPAK SUCI. he has experience as a leader in external organization namely United English Forum and as a vice of leader of Students Association of English Education Department 2018-2019 Following this, the researcher has many experience in working in some of English courses such us : in BITANIA, ISEH, and KINGIDEA and also the researcher create one of English course by himself namely MOEC (Master of English Course).