

**USING THEME AND RHEME TO INCREASE STUDENTS'
ACHIEVEMENT IN WRITING NEWS ITEM
AT THE TENTH GRADE STUDENTS
OF SMAN 2 SELAYAR**



A Thesis

*Submitted in Partial Fullfilment of the Requirements for Degree of
Sarjana Pendidikan (S.Pd) in English Education Department of
Tarbiyah and Teaching Science Faculty of
Alauddin State Islamic University of Makassar*

By:

RAFIDAH RAHMAN

Reg. Number : 20400114083

**ENGLISH EDUCATION DEPARTMENT
TARBIYAH AND TEACHING SCIENCE FACULTY
ALAUDDIN STATE ISLAMIC UNIVERSITY MAKASSAR
2018**

PERNYATAAN KEASLIAN SKRIPSI

Mahasiswa yang bertandatangan di bawah ini:

Nama : Rafidah Rahman

NIM : 20400114083

Tempat/Tgl. Lahir : Batangmata/ 01 Oktober 1996

Jur/Prodi/Konsentrasi : Pendidikan Bahasa Inggris

Fakultas/Program : Tarbiyah dan Keguruan

Alamat : Pallangga-Gowa

Judul : Using Theme and Rheme to Increase Students' Achievement in Writing News Item at the Tenth Grade Students of SMAN 2 Selayar.

Menyatakan dengan sesungguhnya dan penuh kesadaran bahwa skripsi ini benar adalah hasil karya sendiri. Jika dikemudian hari ditemukan bahwa ini merupakan duplikat, tiruan, plagiat, atau dibuat oleh orang lain, sebagian atau sepenuhnya, maka skripsi dan gelar yang diperoleh karenanya batal demi hukum.

Gowa, 9 Oktober 2018

Penyusun,


RAFIDAH RAHMAN
NIM: 20400114083

PERSETUJUAN PEMBIMBING

Pembimbingan penulisan skripsi saudara, **Rafidah Rahman NIM: 20400114083**, mahasiswa Jurusan Pendidikan Bahasa Inggris pada Fakultas Tarbiyah dan Keguruan UIN Alauddin Makassar, setelah dengan seksama meneliti dan mengoreksi skripsi yang bersangkutan dengan judul ***“Using Theme and Rheme to Increase Students’ Achievement in Writing News Item at Tenth Grade Students of SMAN 2 Selayar”*** memandang bahwa skripsi tersebut telah memenuhi syarat-syarat ilmiah dan dapat disetujui untuk diajukan ke sidang munaqasyah.

Demikian persetujuan ini diberikan untuk proses selanjutnya.

Pembimbing I

Samata-Gowa, 21 November 2018
Pembimbing II


Dr. Hj. Djuwairiah Ahmad, M.Pd., M.TESOL Andi Asmawati, S.Pd., M.Pd
NIP. 19701619 199403 2 001 NUPN. 9920100351

PENGESAHAN SKRIPSI

Skripsi yang berjudul *"Using Theme and Rheme to Increase Students' Achievement in Writing News Item at the Tenth Grade Students of SMAN 2 Selayar"* yang disusun oleh saudara **Rafidah Rahman**, NIM; 20400114083, Mahasiswa Jurusan Pendidikan Bahasa Inggris pada Fakultas Tarbiyah dan keguruan UIN Alauddin Makassar, telah diuji dan dipertahankan dalam sidang munaqasyah yang diselenggarakan pada hari, **Jumat** tanggal **23 November 2018** dan dinyatakan dapat diterima sebagai salah satu syarat untuk mendapatkan gelar Sarjana Pendidikan (S.Pd.) pada Fakultas Tarbiyah dan Keguruan Program Studi Pendidikan Bahasa Inggris (dengan beberapa perbaikan).

Samata-Gowa, 23 November 2018
15 Rabiul Awal 1440 H

DEWAN PENGUJI (Nomor: 3053 Tahun 2018)

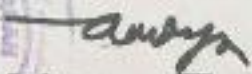
Ketua	: Dr. Muljono Damopolli, M.Ag.
Sekretaris	: Dr. Kamsinah, M.Pd.I.
Munaqisy I	: Dra. St. Nurjannah Yunus Tekeng, M.Ed., M.A.
Munaqisy II	: Dra. Hj. St. Azisah, M.Ed.St., Ph.D
Pembimbing I	: Dr. Hj. Djuwairiah Ahmad, M.Pd., M.TESOL.
Pembimbing II	: Andi Asmawati, S.Pd., M.Pd.



Disahkan oleh:

Dekan fakultas tarbiyah dan keguruan
UIN Alauddin Makassar




Dr. H. Muhammad Amri, Lc., M.Ag.
NIP. 19730120 200312 1 001

ACKNOWLEDGEMENT



Alhamdulillah Robbil Alamin. The researcher expresses his highest gratitude to the almighty Allah swt, who has given His blessing, mercy, health, and inspiration to complete this thesis. Salam and Shalawat are due to the highly chosen Prophet Muhammad saw, His families and followers until the end of the world.

The researcher also considers that in writing this thesis, many people have also contributed their valuable guidance, assistance, and advices for her completion of this thesis. They are:

1. The researcher's beloved parents **Abdul Rahman and Bau Ratang** for their prayer, financial, motivation and sacrificed for her success, and their love sincerely and purely without time.
2. **Prof. Dr. Musafir Pababbari, M.Si.**, as the Rector of Alauddin State Islamic University of Makassar.
3. **Dr. H. Muhammad Amri, Lc., M.Ag.**, the Dean of Tarbiyah and Teaching Science Faculty of UIN Alauddin Makassar.
4. **Dr. Kamsinah, M.Pd.I** and **Dr Sitti Nurpahmi, S. Pd., M. Pd** as the Head and Secretary of English Education Department of Tarbiyah and Teaching Science Faculty of UIN Alauddin Makassar.
5. **Dr. Hj. Djuwariah Ahmad, M.Pd., M.TESOL** as the first consultant and **Andi Asmawati, S.Pd., M.Pd** as the second consultant who have given

their really valuable time, patience, supported, assistance, advices and guided the researcher during this thesis writing.

6. Big thanks to **Dr. Muh. Rusmin B, S.Pd.I., M.Pd.I.** for the helps and supports.
7. The most profound thanks delivered to all the lecturers of English Education Department and all the staffs of Tarbiyah and Teaching Science Faculty at Alauddin State Islamic University of Makassar for their multitude of lesson, lending a hand, support and guidance during the researchers' studies.
8. The researcher's best friends for their support and solidarity **Hisbullah, Nurul Hikmah Asmawanti, Siti Hardiyanti Pratiwi, Nurfadillah Yunus, Fadilla Gessa, Nur Ayu Puspita Sari Sukri, Nurul Ihwana, Andi Iswan Muis, Putra Wandu, Dahril Arisandi dll.**
9. KKN Jalanjang's Squad **Nurhijrah, Andi Iismiatiy, Satriani, Hasrida, Mayang Sari, Faried Marie Muhammad, Rakhmatulla, and Rahmat.**
10. Special thanks to researcher's beloved classmates in **PBI 3** and **PBI 4** and all my friends in **PBI 2014** who can not not be mentioned here. Thanks for sincere friendship and assistance during the writing of this thesis.
11. All of the people around the researcher's life who can not mentioned one by one by researcher who has given a big inspiration, motivation, spirit, do'a for researcher.

The researcher realizes that the writing of this thesis is far from perfect. Remaining errors are the researcher's own; therefore, constructive criticisms and

suggestions will be highly appreciated. May all the efforts are blessed by Allah
SWT. Aamiin.

Penyusun.

RAFIDA TRAILMAN
NIM: 20400114083



LIST OF CONTENTS

	Page
TITLE PAGE	i
PERNYATAAN KEASLIAN SKRIPSI.....	ii
PERSETUJUAN PEMBIMBING	iii
PENGESAHAN SKRIPSI.....	iv
ACKNOWLEDGMENTS	v
LIST OF CONTENTS	viii
LIST OF FIGURES	x
LIST OF TABLES	xi
LIST OF APPENDICES	xii
ABSTRACT	xiii
 CHAPTER I. INTRODUCTION	
A. Background	1
B. Research Problem.....	4
C. Research Objective.....	4
D. Research Significance	5
E. Research Scope	6
F. Operational Definition of Terms	6
 CHAPTER II. REVIEW OF RELATED LITERATURE	
A. Literature Review	8
a. Previous Related Research Findings.....	8
B. Some Partinent Idea.....	10
a. Writing.....	10
b. News Item.....	14
c. The Generic Stucture News Item	14
d. Languange Feature News Item	14
e. Theme and Rheme	15
f. Theme and Rheme patterns.....	17
C. Theoretical Framework.....	20

D. Hypothesis	22
CHAPTER III RESEARCH METHOD	
A. Research Design	23
B. Variable of the Research	24
C. Population and Sample	25
D. Research Instruments	25
E. Procedure of Collecting Data	26
F. Techniques of Data Analysis	36
CHAPTER IV FINDINGS AND DISCUSSIONS	
A. Findings	44
B. Discussions	49
CHAPTER V CONCLUSIONS AND SUGGESTIONS	
A. Conclusions	52
B. Suggestions	53
BIBLIOGRAPHY	54
APPENDICES	56
CURRUCULUM VITAE	101

LIST OF FIGURES

	Page
Figure 3.1 Research Design	23



LIST OF TABLES

	Page
Table 4.1 The distribution of frequency and percentage of score Experimental Class in pre-test.....	45
Table 4.2 The distribution of frequency and percentage of score Experimental Class in post-test.....	45
Table 4.3 The distribution of frequency and percentage of score Controlled Class in Pre-test.....	46
Table 4.4 The distribution of frequency and percentage of score Control Class in Post-test.....	47
Table 4.5 The mean score and standard deviation of Experimental Class And Control Class in pre-test and post-test.....	48
Table 4.6 Distribution the value of t-test and t-table.....	49

LIST OF APPENDIX

	Page
Appendix I The students' roll	57
Appendix II The Raw Score of the Students' Pre-test and Post-test In Experimental Class	59
Appendix III The Raw Score of the Students' Pre-test and Post-test in Controlled Class	62
Appendix IV The Mean Score of Experimental Class and Controlled Class	65
Appendix V Standard Deviation of Experimental Class and Controlled Class	66
Appendix VI The Significant Difference	68
Appendix VII Distribution of T –Table	69
Appendix VIII Lesson Plan	70
Appendix IX Research Instrument	81
Appendix X The Students' Assessment in Pre-Test and Post-Test in Experimental Class and Controlled Class	82
Appendix XI Documentation	93

ABSTRACT

Name : Rafidah Rahman
Reg. Number : 20400114023
Department/faculty : English Education / Tarbiyah and Teaching Science
Title : Using Theme and Rheme to Increase Students' Achievement in Writing News Item at the Tenth Grade Students of SMAN 2 Selayar
Consultant I : Dr. Hj. Djuwairiah Ahmad, M.Pd., M.TESOL
Consultant II : Andi Asmawati, S.Pd., M.Pd

This research was aimed to determine the effectiveness of Theme and Rheme Method to develop the achievement of the tenth grade students of SMA Negeri 2 Selayar in writing news item.

This research had one problem statements "was there any significant difference of the writing achievement between the students taught using Theme and Rheme Methods and those taught using Conventional Methods?".

The research was quasi Experimental Design using "Non equivalent Controlled Class Design. The research involved 40 students of the tenth grade of SMAN 2 Selayar. The independent variable of this research was method in writing news item with theme and rheme methods and the dependent variable was student achievement in the test score.

In this research, there was one instrument used, that was test. The data were analyzed using descriptive statistic (frequency, mean score, and standard deviation) and inferential statistic (independent sample t-test).

The researcher discovered that the students' writing achievement in writing news item using theme and rheme at SMAN 2 Selayar was improved. The result of the t-test also showed that the use of Theme and Rheme in teaching writing especially in news item text was effective in improving the students' writing achievement in news item text because the t-test, 3.70 was higher than t-table, 2.024 ($3.70 > 2.024$). The mean score of the students also showed that there was significant improvement after applying theme and rheme method. It was proved by the students' mean score. The post test mean score of the experimental class (87.6) was higher than the post test mean score of the controlled class (77.7) it meant that Theme and Rheme method is improving the students writing achievement in writing news item of the tenth grade students of SMAN 2 Selayar. Furthermore, there was a significant difference in the achievement between experimental class than the controlled class. So that, the researcher concluded that the theme and rheme method was more effective than conventional method. Theme and rheme method made the students' writing more coherent and well organized. It is suggested for the teacher, students and other researchers to apply theme and rheme method in teaching writing news item.

CHAPTER I

INTRODUCTION

This chapter shows the background, research problem, research objective, research scope, research significance and operational definition of terms.

A. Background

Writing is one of the four language skills that very important to learn. Sometimes it is very hard for the students to do because this activity requires them to create written product in which they demonstrate certain ideas structurally which involve not only the correct grammar, spelling, vocabulary and punctuation but also emphasize more on the discourse level. It means that teaching process does not focus on word by word or sentence by sentence but more on a text or a genre.

The existence of writing in the world, especially in the modern society plays an important role though it was the difficult skill to develop. Through writing, people can communicate to one another over long distances. It has also preserved ideas of many great people especially for science in the past.

Writing seems to be the most difficult subject for many students. It is a work of inventing ideas, thinking about how to express the ideas and organizing them into sentences, into paragraphs that will be clear for the readers. In order to be able to write effectively, the students should have sufficient knowledge of what to write and of how to organize the language. Knowing what to write will enable the flow of ideas, whereas knowing how to organize will help them convey the ideas in a clear way to the readers.

In education, in this case writing English was one of four skills that have to be achieved by students at secondary, high school and universities. In addition, students who like to have overseas have to be able to communicate in English too at least in written form. This condition forces them to learn how to arrange letters into words, then words into meaningful sentences and sentences into paragraphs. As stated by Harmer (2001: 79) that “writing is an important skill to be learnt and should be mastered by students because there are many reason in learning writing”. The reasons in learning writing English for students as a foreign language include reinforcement, the language development, learning style and most importantly writing.

Based on K-13 (Curriculum 2013) for the tenth grade students of senior high school and observation in the school, the basic competency that should be achieved in the writing english subject was the students have ability to develop and produce written simple functional text in the narrative text, report text, procedures text, descriptive text, and news item text. In this case, the researcher chose news item text in research. News item text was a kind of genre that was used to inform readers about events of the day, the events are considered newsworthy or important as skill and its own right.

In writing news item text, students were expected to write their written product grammatically, express their ideas and made conclusion as the steps to develop rhetorical devices in the written form. Those expectation force students find the difficulties such as how mastering vocabulary, arranging the structure of sentences in a good way and develop their ideas; moreover they get stuck in

arranging the sentences well. Sometimes they created ineffective sentences and apply incorrect punctuation and spellings.

Written text especially news item usually is used as text to convey a message. In order to construct a good and understandable written text, the researcher used the systemic functional grammar in our text. In Halliday's functional grammar a clause can be divided into Theme and Rheme. Halliday as quoted by Isabel: 2004 stated that "*Theme/Rheme structure is the basic form of the organization of the clause as message*". Theme and rheme are two terms that indicate the way in which message is conveyed in a sentences. According to Halliday as a quoted by Kaharuddin and Ismail: 1994 state that "theme is given information serving as "the information the point of departure" of a message". Kaharuddin and Ismail, (2017:129) states that "information which has already been mentioned somewhere in the text, or it is shared or mutual knowledge from the immediate context. In other words, theme typically contains familiar or already known information". Theme provides the setting for the remainder of the sentences that is rheme. Rheme is the remainder of the message in a clause in which theme is developed, that is to say, rheme typically contains unfamiliar or new information.

To produce good writing, it was necessary for the students to know how to organize Theme and Rheme in their writing. Theme represents "This is what I am talking about", while Rheme is "This is what I am talking about it". The interaction of Theme and Rheme governs how the information in a text develops.

Not (1996: 4) says that “theme and rheme is necessary for the construction of an optimally coherent and grammatically cohesive structured text”.

Based on those conditions, the researcher suggested it would be better for English teacher to use theme and rheme methods for teaching news item text in order to help the students increase their ability in arranging the sentences well, develop their ideas, so that the students can write the news item composition easily and to made their text easy to understand. Based on all explanation above, the researcher decided to carry out a research entitled **“Using Theme and Rheme to Increase Students’ Achievement in Writing News Item at the Tenth Grade Students of SMAN 2 Selayar”**

B. Research Problem

1. Is there any significant difference of the writing news item achievement between the students taught using Theme and Rheme Methods and those taught using Conventional Methods?

C. Research Objective

1. To describe the students’ writing news item achievement after being taught using Theme and Rheme Methods.
2. To describe the students’ writing news item achievement after being taught using Conventional Methods.
3. To investigate whether there was any significant difference of writing news item achievement between the students taught using Theme and Rheme Methods and those taught using Conventioanl Methods.

D. Research Significance

The result of this research were expected to give a significant contribution in terms of theoretical and practical as follows:

1. Theoretical Significance

This research was expected to have significant contribution to support the learning theory in increasing students' writing news item, especially in using theme and rheme method for writing news item. As for the theory of theme and rheme, this method stimulated the students to increase their ability in arranging the sentences well, developed their ideas, so that the students could write the news item composition easily and to make their text easy to understand.

2. Practical Significance

a. For teachers

This research was expected to help the teacher to guide their students in enhancing the to learn writing news item. In addition, the teacher could develop the material and the method effectively to make the students easy to understand the generic structure and language features in news item and also improve students' writing.

b. For students

This research used to the researcher expecting that the students will be motivated to learn writing news item. In addition, all of students will be interested to increase their basic ability with easy method

especially theme and rheme. Automatically it will bring the excitement for students in classroom.

c. For the next researchers

The researcher hopes that this research brings good contribution, positive impact and becomes a new reference to other researchers.

E. Research Scope

The Research was limited to investigate the effectiveness Theme and Rheme Methods to develop the achievement of tenth grade students of SMAN 2 Selayar in writing news item.

F. Operational Definition of Terms

The title of this research was *“Using Theme and Rheme to Increase Students’ Achievement in Writing News Item at the Tenth Grade Students of SMAN 2 Selayar.* In understanding the topic easily, the researcher would like to give the operational definition of terms.

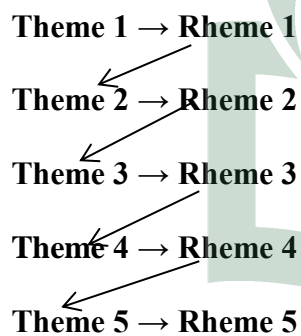
1. Writing News Item Achievement

Writing news item achievement in this research is the ability of the students to write news item well organized and also developed their ideas in writing especially news item. The students’ writing news item is measured by using test to know the students ability of transferring ideas to the news item.

2. Theme and Rheme

Theme and rheme is an analysis pattern used by students to write news item. There are three patterns in theme and rheme, those are theme reiteration, zigzag linear theme pattern, multiple theme pattern. Zig-zag linear pattern is commonly used in writing news item. In this research, the students write their news item individually with analysis zig-zag linear pattern.

The role of this pattern is the theme in the previous clause becomes the rheme in the following clause. The figure of this pattern is as follows:



CHAPTER II

REVIEW OF RELATED LITERATURE

This chapter, shows the review of related literature dealing with some related research findings and some pertinent ideas.

A. Literature Review

1. Previous Related Research Findings

Belmonte and Hildago (1998) reveal the helpfulness of Theme/Rheme for teacher in evaluating second language writing at the level of discourse. In order to their research they analyzed 25 students' compositions. This empirical analysis is very useful to uncover several common problems for textual cohesion and coherence in second language writing. The result of this research proves that by using Theme/Rheme construct is a valuable instrument for teacher in scoring the students writing. It also can make the student writing more effective.

Katharina Rustipa (2010) with her study entitled Theme-rheme organization of learner text. Based on her study, she found the students do not need to find new theme. This pattern shows that the first theme is picked up and repeated in the beginning of the next clause. Multiple theme pattern is considered the most difficult for the students because they need to create new themes by taking up from the rhemes. In this pattern, a rheme may include a number of different pieces of information, each of which may be taken up as the theme in a number of subsequent clauses.

Sri Mulatsih (2006) with her study entitled Improving the coherent of students' English Writing through Theme and Rheme (Thematic Progression). The result of this research showed that thematic progression pattern was improving the coherent of students' english paragraph, which the thematic progression high significant in the coherent of students' writing.

This research used theme and rheme method in learning writing news item text with the population was the tenth grade students of SMAN 2 Selayar. Belmonte and Hildago (1998) did research about the helpfulness of theme and rheme for teacher in evaluating second language writing at the level discourse. The difference this research with research ever undertaken by Belmonte and Hildago (1998) was their research just focused in writing while this research focused on written simple functional text which was news item text. Katharina Rustipa (2010) with her study entitled Theme-rheme organization of learner text. Her study to find out what the pattern of students in writing and the most pattern that the students used. While in this research, the researcher only taught and used one pattern that was zigzag linear pattern. The literature reviews are quite different with this research, while the whole researchers used theme and rheme to their research as same as with the researcher did. The difference showed about how the researcher took the place, technique, and strategy in teaching theme and rheme in writing news item at SMAN 2 Selayar.

2. *Some Partinent Idea*

a. Writing

1. A concept of Writing

Writing is a kind of communication means in which people can share their ideas or feeling. Palmer (1994: 1) as cited in Agista (2010) says that “writing requires complex thinking; the process of writing involves problem solving and decision making.”

Meyers (2005:2) states, “writing is a process of discovering and organizing our ideas, putting them on the paper and reshaping also revising them.” It means that writing is an activity and takes time in other word writing does not happen all at once.

Worth (1995: 82) also says, “In real life, writing is done with a readership in mind and writers need to know who their readers are, in order to write appropriately for them.” It means that the writers need to know and decide for whom they write. They can delivers their idea based on their minds and even consult dictionaries, grammar book or other reference books to help them presenting their ideas in a logical order. The writer must read their writings before they publish them in order to recheck and correct their mistake. So that, the readers can easily and clearly understand what they want to express in their writing.

Harmer (2001:154) states, “Writing is a process when we write is often heavily influenced by the constraints of genres, then this elements have to be presented in learning activities.” From this definition the students can

know that in making written text we should follow some rule in order to make a good writing.

Based on some definitions above the researcher can conclude that writing is a progressive activity that takes time and follows some procedure in order to have a good writing. Furthermore, writing activity need some practices and needs high concentration so that the readers can catch the writers' idea.

2. The importance of Writing

In education, in this case writing English is one of four skills that have to be achieved by students at secondary, high school and universities. In addition, students who like to have overseas have to be able to communicate in English too at least in written form. This condition forces them to learn how to arrange letters into words, then words into meaningful sentences and sentences into paragraphs. As stated by Harmer (2001: 79) that "writing is an important skill to be learnt and should be mastered by students because there are many reason in learning writing". The reasons in learning writing English for students as a foreign language include reinforcement, the language development, learning style and most importantly writing as skill and its own right.

3. Writing Paragraph

Meyers (2005:13) says that "a paragraph is a group of sentences that discuss a smaller idea". All paragraphs are a like these ways;

1) A paragraph look likes a unit. It begins with the first line intended. And each new sentence follows the preceding one on the same line, not on a new one.

2) A paragraph is a unit. That is means each sentence is related to and develops the central idea.

3) A paragraph holds together. That means each idea leads clearly and logically into the next.

A well-written paragraph contains six elements. They are:

1) Topic sentence. It states the main idea of the paragraph. Topic sentence has specific area that is called the controlling idea

2) Supporting sentences develop the topic sentence. They explain the topic sentence by giving reasons, examples, facts, statistics and quotations.

3) Concluding sentence indicates the end of the paragraph and leaves the reader with important point to remember.

4) Unity. It means that the discussion in the paragraph is only one main idea, which is stated in the topic sentence, and then each and every supporting sentence develops that idea.

5) Coherence. It means that the paragraph is easy to read and understand because the supporting sentences are in logical order and using appropriate transitional signal connects the idea

6) Cohesion. It means that all supporting sentences “stick together” in their support of the topic sentence.

4. Aspect of Good Writing

In writing, learners must concern at least five aspects of good writing are: content, organization, grammar, word choice and mechanics. As stated by Brown&Bailey (1984:39-41), although the writing process has been analyzed in different ways, most teachers would probably agree in recognizing at least the following five general components:

1) Organization

Appropriate title, effective introductory paragraph, topic is stated, leads to body; transitional expressions used; arrangement of material shows plan (could be outlined by reader); supporting evidence given for generalizations; conclusion logical and complete.

2) Logical development of ideas: Content.

Essay addresses the assigned topic; the ideas are concrete and thoroughly developed; no extraneous material; essay reflects thought.

3) Grammar

Native-like fluency in English grammar; correct use of relative clause, preposition, modals, articles, verb forms, and tense sequencing; no fragments or run-on sentences.

4) Punctuation, spelling, and mechanic.

Correct use of English writing conventions; left and right margins, all needed capitals, paragraphs indented, punctuation and spelling; very neat.

5) Style and quality of expression

Precise vocabulary usage; use of parallel structures; concise; register good.

2. *News Item*

a. A Concept of News Item

Based on K-13 (Curriculum 2013) for the tenth grade students' of Senior High School, the basic competency that should be achieved in the writing English subject is the students have ability to develop and produce written simple functional text in the narrative text, procedures text, descriptive text, and news item text. In this case the writer chose news item text in her research.

News Item is one of factual genres. Its social function is to for the readers, listeners, or viewers about events of the day, which are considered newsworthy or important. Gerot and Wignel (1995:200). They also list the characteristic of news item as follows:

b. The Generic Structure:

- ✓ Newsworthy event(s), recounts the event in summary form
- ✓ Background event(s), elaborate what happened to whom in what circumstances
- ✓ Source, comments by participants in, witnesses to and authorities" expert on the events

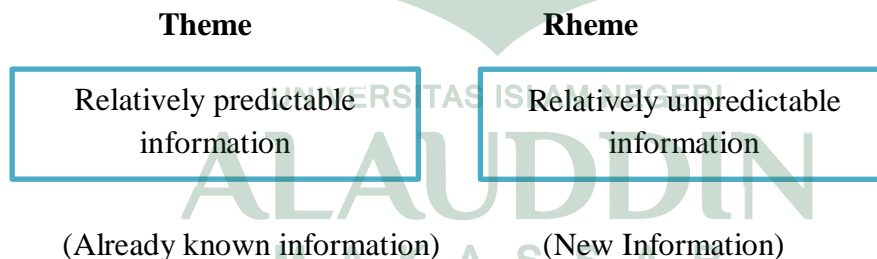
d. Language Features :

- ✓ Information on the use of headlines
- ✓ Use of action verb (hit attack)
- ✓ Use of Passive sentences / Passive voice
- ✓ Use of adverbs (keterangan waktu, tempat)

3. *Theme and Rheme*

a. A concept of Theme and Rheme

Theme is the textual clause function: the point of departure of the clause as message and rheme is the additional information to complete the theme. Halliday as a quoted by Kaharuddin and Ismail: 1994 stated that “theme is given information serving as “the information the point of departure” of a message”. Kaharuddin and Ismail, (2017:129) stated that “information which has already been mentioned somewhere in the text, or it is shared or mutual knowledge from the immediate context. In other words, theme typically contains familiar or already known information”. Theme provides the setting for the remainder of the sentences that is rheme. Rheme is the remainder of the message in a clause in which theme is developed, that is to say, rheme typically contains unfamiliar or new information.



Butt et al. (2001:114) states that “theme is the starting point or signpost for a speaker, and rheme is a temporary destination”. Usually the bit of the message that the writer or the speaker considers interesting or important comes in the rheme. They should be connected with ideas that we have already met in the theme or rheme of a clause not too far before. Rheme is the additional information to complete the theme. As stated by Gerot and

Wignel (1944) that “the rheme points both backwards and forwards by picking up on information which is already available and adding to it and by presenting information which has not there before”. The interaction of Theme and Rheme develops the information in a text.

Theme represents “This is what I am talking about”, while Rheme is “This is what I am talking about it”. The interaction of Theme and Rheme governs how the information in a text develops. Not (1996: 4) says that “the theme and rheme is necessary for the construction of an optimally coherent and grammatically cohesive structured text”.

The relationship between theme and rheme is simple; theme is the first element occurring in a clause; the remainder clause is rheme. For example:

THEME	RHEME
Indonesia	Was one colonized by Japan

Indonesia is the Theme; it comes first in the clause and gives familiar information. Meanwhile, was one colonized by Japan is the Rheme; it comes after the Theme and gives new information.

From the some defenition, the researcher can conclude the Theme and Rheme help the writer espesially for the students understand how information is conveyed in sentences. If you want to be a good writer, you should put the Theme first. This will tell the reader what you are going to talk about.

Theme and Rheme also play an important part of meaning negotiation in writing. To write, a learner needs to start with a sentence and then he/she negotiates the first sentence to make the second sentence, the third and so on. So, a learner starts with a sentence he/she can write without stopping.

b. Types of Theme

There are three types of theme, Butt et al. (2001) divide theme into:

1. Topical (experiential) theme, i.e. the first element of the experiential meanings. It can be participant, process, or circumstance.
2. Textual theme, i.e. the text-creating meanings and is any combination of continuatives (yes, no, well, oh, now), conjunctions (and, because, who) and conjunctive adjunct (for instance, in addition, likewise).
3. Interpersonal theme, i.e. the first element of the clause which indicates an interaction between speakers. This may include the finite in interrogative clauses where it precedes the subject, vocatives (personal name used to address) and mood adjuncts (surprisingly, in my opinion, fortunately).

c. Theme and rheme patterns

Readers and addressers need to be assured that they are following the development of the text. Many texts are signposted by placing elements from the rheme of one clause into the theme of the following clause, or by repeating meanings from the theme of one clause in the theme of subsequent clauses.

This kind of text development is called thematic progression or thematic development. Thematic development refers to the way theme of a clause is developed. Theme of a clause may pick up or repeat a meaning from the preceding theme and rheme.

According to Martin and Rother in Paltridge (2000: 140) as quoted by Mulatsih (2006), there are three kinds of thematic development patterns, i.e.

1. Theme reiteration / constant theme pattern.

This pattern shows that the first theme is picked up and repeated in the beginning of the next clause.

2. Zig zag linear theme pattern

It is a pattern when the subject matter in the rheme of one clause is taken up as the theme of the following clause.

3. Multiple theme / split rheme pattern

In this pattern, a rheme may include a number of different pieces of information, each of which may be taken up as the theme in a number of subsequent clauses.

Based on K-13 (Curriculum 2013) for the tenth grade students of Senior High School, the basic competency that should be achieved in the writing English subject is the students have ability to develop and produce written simple functional text in the narrative text, procedures text, descriptive text, and news item text. In this case the writer chose news item text in her research. Zig-zag pattern is commonly used in writing such as narrative, report and news item text.

The figure of this pattern is as follows:

Theme 1 → Rheme 1

Theme 2 → Rheme 2

Theme 3 → Rheme 3

Theme 4 → Rheme 4

Theme 5 → Rheme 5

The text below as the example. The researcher found out the following theme and rheme: Here is an example of zigzag pattern in a text.

Actor Didi Petet dies aged 58

Veteran actor —————> Didi Widiatmoko Popularly known as Didi Petet.
 Died <—————> at the age of 58 at his residence in Sasak Tinggi,
 Ciputat, south Tangerang, on Friday morning.
 Didi's niece <—————> Muthia Kautsar said That Didi, who st who starred in a
 number of comedy and drama films in the 1980s and
 1990s, collapsed and lost consciousness when attending
 an expo in Milan, Italy, recently.
 He <—————> just arrived home on May 10 after attending the exhibition.
 In that city <—————> he collapsed and lost consciousness and returned home in
 a wheelchair,” she said.
 On Tuesday <—————> Didi was taken to Bandung for treatment.
 Muthia said <—————> no diseases were detected but he died on Friday.

Didi's body —————> is laid out in his residence on Jl. Bambu Apus in Sasak Tinggi, Ciputat, South Tangerang. It has yet to be decided when and where he will be buried.

Veteran actor Didi Widiatmoko, popularly known as Didi Petet, died at the age of 58 at his residence in Sasak Tinggi, Ciputat, South Tangerang, on Friday morning.

Didi's niece Muthia Kautsar said that Didi, who starred in a number of comedy and drama films in the 1980s and 1990s, collapsed and lost consciousness when attending an expo in Milan, Italy, recently.

"He just arrived home on May 10 after attending the exhibition. In that city, he collapsed and lost consciousness and returned home in a wheelchair," she said. On Tuesday, Didi was taken to Bans, dung for treatment. Muthia said no diseases were detected but he died on Friday.

Didi's body is laid out in his residence on Jl. Bambu Apus in Sasak Tinggi, Ciputat, South Tangerang. It has yet to be decided when and where he will be buried.

In the first sentences "Veteran actor" is relatively predictable information for most indonesians, but the rest of the sentences Didi Widiatmoko, popularly Known as Didi Petet" is new information for many indonesians. In the secondSentences the information given "Died" is highly predictable. However, the rest of the sentences "at the age of 58 at tis reseidence in Sasak Tinggi....." is unpredictable; the information here is all new.

C. Theoretical Framework

Writing is one of the four language skills that very important to learn. Sometimes it is very hard for the students to do because this activity requires them to create written product in which they demonstrate certain ideas structurally which involve not only the correct grammar, spelling, vocabulary and punctuation but also emphasize more on the discourse level. It means

that teaching process does not focus on word by word or sentence by sentence but more on a text or a genre.

Based on K-13 (Curriculum 2013), the basic competency that should be achieved in the writing English subject was the students have ability to develop and produce written simple functional text in the narrative text, procedures text, descriptive text, and news item text. In this case, the researcher chose news item text in her research. News item text was a kind of genre that was used to inform readers about events of the day. The events are considered newsworthy or important as skill and its own right.

Writing news item text is not always simple as most of people think. In writing news item text students were expected to write their written product grammatically, express their ideas and made conclusion as the steps to develop rhetorical devices in the written form. Those expectation force students find the difficulties such as how mastering vocabulary, arranging the structure of sentences in a good way and develop their ideas; moreover they get stuck in arranging the sentences well. Sometimes they created ineffective sentences and apply incorrect punctuation and spellings.

Written text especially news item usually is used as text to convey a message. In order to construct a good and understandable written text, the researcher used the systemic functional grammar in our text. In Halliday's functional grammar a clause can be divided into Theme and Rheme. Halliday as quoted by Isabel: 2004 stated that "*Theme/Rheme structure is the basic form of the organization of the clause as message*". Theme and rheme are

two terms that indicate the way in which message is conveyed in a sentences. According to Halliday as a quoted by Kaharuddin and Ismail: 1994 state that “theme is given information serving as “the information the point of departure” of a message”.

To produce good writing, it was necessary for the students to know how to organize Theme and Rheme in their writing. Theme represents “ This is what I am talking about”, while Rheme is “This is what I am talking about it”. The interaction of Theme and Rheme governs how the information in a text develops. Not (1996: 4) says that “theme and rheme is necessary for the construction of an optimally coherent and grammatically cohesive structured text”. Theme and rheme methods for teaching news item text in order to help the students improve their ability in arranging the sentences well, so that the students can write the news item composition easily and to made their text easy to understand. One of related research that Improving the coherent of students’ English Writing through Theme and Rheme (Thematic Progression) by Sri Mulatsih (2006) in her research, the theme and rheme enabled improving the coherent of students English paragraph.

D. Hypothesis

H0 (null hypthesis) : Teaching Writing News Item Using Theme and Rheme is not effective at SMA Negeri 2 Kabupaten Kepulauan Selayar.

H1 (alternative hypothesis) : Teaching Writing News Item Using Theme and Rheme is effective at SMA Negeri 2 Selayar.

CHAPTER III

RESEARCH METHOD

This chapter explain about the research design, research variable, population and sample, research instrument, data collection procedure, and technique of data analysis.

A. Research Method

1. Research Design

In achieving the objective of the research, using experimental research to obtain the required data and information. The approach was using quantitative method which meant the method and instrument involve numerical measurements and the statistical quantification was conducted.

Research design that had been using in this research was quasi-experimental design, spesifically non equivalent Controlled Group Design that involving two group of classes. Charles, C.M. in Latief (2013) stated that “it is no possible to select the sample randomly out of all the population students”. In this design, one group was treated as the experimental class and other group was treated as the controlled class. In experimental class, the theme and rheme conducted as well as pre-test and post-test and the controlled class only get the post-test and pre-test.

To show the significant effectiveness by comparing the pre-test and post-test result the research design was presented as follows:

E	01	x	02
C	03		04

Arikunto (2006)

Where:

E: Experimental group

C: Controlled Group

01: Pre-test for the experimental group

02: Post-test for the experimental group

x: Treatment using theme and rhyme

03: Pre-test for the controlled group

04: Post-test for the controlled group

Sugiyono (2016)

2. Research Variable

a. Independent variable

Independent variable (X) is a variable that influence another variable to reach the research prospect. In this research, the independent variable was theme and rhyme methods.

b. Dependent variable

Dependent variable (Y) is the result that expect through implement of the independent variable. In this research, the dependent variable was the students in writing news item.

B. Population and Sample

1. Population

Schreiber & Asber-self (2011) stated that “the population in social science research refers to all of your potential participant think of it as the whole group of people in which you are interested”. The researcher took the tenth grade students in SMAN 2 Selayar as the population of the research. The total numbers of population from eight classes were 160 students. The numbers were divided into 8 classes, each class consist of 20 students.

2. Sample

Schreiber & Asber-self (2011) stated that “the sample of participants for your research is part of the population and all posses some characteristic or characteristic that make their members of the sample group”. The sampling technique used in this research was purposive technique sampling. The researcher took two classes of X MIPA 3 AND X MIPA 4 as sample and divided into two groups, experimental class and controlled class. The researcher took X MIPA 3 which consisted of 20 students as an experimental class and X MIPA 4 which consisted of 20 students as the controlled class.

C. Research Instrument

According to Arikunto (2002), the instrument is the tool or facility, that can be used by researcher in setting the data to make more easily. In this research, the researcher used test to collect the data. The students were given the pre-test before treatment. The purpose of the pre-test was to know how far the students' achievement in writing news item before using theme and rheme. Meanwhile the

purpose of the post-test was to know the increase of students' achievement in writing news item after using theme and rheme.

D. Data Collection Procedure

1. Pre – test (July 17, 2018)

The pre-test that had been given before the treatment. Pre-test was an observation that was done before an experiment or treatment. A pre-test in this reserch had a purpose to know the students basic ability in writing espesially in writing news item.

First, the researcher that came to the class and explaining to students what they were going to do. Then distributed the instruments and asked them to do the pre-test individually. The instrument was writing news item test.

2. Treatment

The researcher conducted the experiment in 6 treatments. There were some treatments ;

- a. The researcher was introduced her self.
- b. The researcher conveyed her purpose.
- c. The researcher taught and explained Theme-rheme about writing news item in the class.
- d. The researcher applied Theme-rheme in teaching writing news item in experimental class and for controlled class received treatment by using conventional teaching method.
- e. The researcher explained about news item, theme-rheme and purpose of theme-rheme.

- f. The researcher opened Q and A session to the students.
- g. The researcher gave a conclusion and suggestion about the learning activity today.

The procedures of treatment writing news item using theme-rheme as following :

a. First meeting (July 24, 2018)

1. Opening

- ✓ Greeting (teacher greetsed the students after entering the class)
- ✓ Praying
- ✓ Checking the attendance list (teacher called the student"s name one by one)
- ✓ Students paid attention to the purpose of the study which teacher said to reach the goals.
- ✓ Students were active in learning activities.

2. Main activities

- ✓ The teacher asked the students whether they liked reading or not, and what kind of material or books that they liked to read.
- ✓ The students answered teacher's question.
- ✓ The teacher asks students what favorite part of news paper that they like to read.
- ✓ The teacher explained the topic that was discussed today that day.
- ✓ The teacher gave some text news item to the students.
- ✓ The students paid attention to the text.

- ✓ The teacher asked the students whether they found difficult vocabulary to elicit the key vocabulary.
- ✓ The students answered the teacher's question.
- ✓ The teacher listed some vocabulary that were usually found in a news paper.
- ✓ The teacher explained the meaning of each vocabulary.
- ✓ The students paid attention to the teacher's explanation.
- ✓ After the teacher explained the meaning of each the vocabulary, furthermore the teacher and students explained all the text which was given earlier.
- ✓ The teachers showed some sentences in blackboard, then asked the students to look at them carefully.
- ✓ The teacher asked the students one by one 'what the meaning of the sentences.

3. *Closing*

Students:

- ✓ Paying attention to the summary and conclusion about what the teacher taught.
- ✓ Giving some comments all about what they had studied whether they understood or not, pleasure or not.

b. Second meeting (July 31, 2018)

1. Opening

- ✓ Greeting (teacher greeted the students after entering the class)
- ✓ Praying
- ✓ Checking the attendance list (teacher called the student"s name one by one)
- ✓ Students paid attention to the purpose of the study which teacher said to reach the goals.

2. Main activities

- ✓ The teacher explained to the students about active sentences and passive sentences.
- ✓ The teacher asked the students mentioned the characteristic of active sentences and passive sentences.
- ✓ The teacher gave the students the example of active sentences changed to passive sentences in blackboard.
- ✓ The students made some passive sentences in blackboard.
- ✓ The teacher asked students if there were still students who did not understand about passive sentences.
- ✓ The teacher gave the students exercise to changed active sentences to passive sentences.
- ✓ The teacher and students checked the students exercise together
- ✓ The teacher gave the students homework to changed active sentences to passive sentences

3. Closing

Students:

- ✓ Paying attention to the summary and conclusion about what the teacher taught.
- ✓ Giving some comments all about what they had been studied whether they understood or not, pleasure or not.

Third Meeting (August 7, 2018)

1. Opening

- ✓ Greeting (teacher greeted the students after entering the class)
- ✓ Praying
- ✓ Checking the attendance list (teacher called the student"s name one by one)
- ✓ Students paid attention to the purpose of the study which teacher said to reach the goals.

2. Main activities

- ✓ The teacher and students checked the students' homework together.
- ✓ The teacher gave every students example of news item text
- ✓ The teacher asked the student to look at the text
- ✓ The teachers asked them question what kind of information that they got from the recipe and whether they knew the defenition of news item text.
- ✓ The students answered the teacher's question.
- ✓ The teacher explained the topic that was discussed that day
- ✓ The teacher asked the students what favorite of news item that they liked to read, listen and view.

- ✓ The teacher listened the students' answer
- ✓ The teacher analyzed the generic structure of news item.
- ✓ The teacher explained the social function, generic structure and language feature of news item text.
- ✓ The teacher asked the students to read their news item.
- ✓ The teacher asked the students to analyze the generic structure their news item text.
- ✓ The teacher and students checked the exercise of students together.

3. Closing

Students:

- ✓ Paying attention to the summary and conclusion about what the teacher taught.
- ✓ Giving some comments all about what they had been studied whether they understood or not, pleasure or not.

Fourth meeting (August 14, 2018)

1. Opening

- ✓ Greeting (teacher greeted the students after entering the class)
- ✓ Praying
- ✓ Checking the attendance list (teacher called the students' name one by one)
- ✓ Students paid attention to the purpose of the study which teacher said to reach the goals.

2. *Main activities*

- ✓ The teacher asked the students about incidents that had occurred in their villages.
- ✓ The students answered the teachers question.
- ✓ The teacher mentioned the students answer
- ✓ The students were asked to make a simple draft of news item text according to events that had occurred in their villages.
- ✓ The students were allowed to open dictionary if there were words that were not understood.
- ✓ The students did their work
- ✓ The teacher mentioned the students one by one to go to the teachers desk and check their work and gave an explanation again.
- ✓ The teacher gave them some exercise how to write a news item.
- ✓ The students were asked to make other example of news item text and that analyzes.(homework).

4. *Closing*

Students:

- ✓ Paying attention to the summary and conclusion about what w the teacher taught.
- ✓ Giving some comments all about what they had been studied whether they understood or not, pleasure or not.

Fifth meeting (August 21, 2018)

1. Opening

- ✓ Greeting (teacher greeted the students after entering the class)
- ✓ Praying
- ✓ Checking the attendance list (teacher called the students' name one by one)
- ✓ Students paid attention to the purpose of the study which teacher said to reach the goals.

2. Main activities

- ✓ The teacher checked the students homework.
- ✓ The teacher and students discussed the students work and corrected it.
- ✓ The teacher asked the students whether they found difficulty during the students' homework.
- ✓ Finishing their homework.
- ✓ The teacher explained some was how to make a good news item
- ✓ The teacher used and explained Theme/rheme to the class.
- ✓ The teacher gave an example of news item with analysis of theme and rheme method.
- ✓ The students paid attention to the teacher.
- ✓ The students were asked to make a simple news item with analysis of theme and rheme.
- ✓ The students did the exercise.
- ✓ The teacher and students checked the students' exercise together.

- ✓ The students were asked to watch tv and make a news item depends on their watch with analysis theme and rheme.

3. *Closing*

Students:

- ✓ Paying attention to the summary and conclusion about what was the teacher taught.
- ✓ Giving some comments all about what they had been studied whether they understood or not, pleasure or not.

Six meeting (August 28, 2018)

1. *Opening*

- ✓ Greeting (teacher greeted the students after entering the class)
- ✓ Praying
- ✓ Checking the attendance list (teacher called the student"s name one by one)
- ✓ Students paid attention to the purpose of the study which teacher said to reach the goals.

2. *Main activities*

- ✓ The teacher checked the students homework.
- ✓ The teacher and the students discussed the students' work and corrected it.
- ✓ The teacher asked the student whether they found difficulty during the students' homework.

- ✓ Finishing their homework
- ✓ The teacher made a simple draft of news item on blackboard and students analysed with theme and rheme.
- ✓ Some students work it.
- ✓ The students were asked to make a news item using theme and rheme with their own words.

3. Closing

Students:

- ✓ Paying attention to the summary and conclusion about what was the teacher taught.
- ✓ Giving some comments all about what they had been studied whether they understand or not, pleasure or not.
- ✓ Making evaluation about the error they made in their writing.
- ✓ Paying attention to the structure of assignment given by the teacher.
- ✓ Listening to the teacher's wishes and advice.

3. Post-test (September 3, 2018)

In this part, after the students treated by using theme and rheme for experimental class and for controlled class without theme and rheme. The researcher delivered a test to all of students as the sample and asked them to did the test individually carefully on certain given time. Finally, the students submit their paper sheet and also the students result were treated as the data of the research. The test was similiar to the post-test.

E. Data Analysis Technique

Data analysis technique was the step to know the result of experimental class which was using theme and rheme and controlled class without theme and rheme. Scoring the students' work was a step to obtain quantitative information from each students. One of the ways to score or evaluate the students' achievement in writing was rating scale. The following scheme of rating scale was used to measure the students' achievement in their written product.

Analytic scale for rating composition tasks (Brown&Bailey, 1984, pp. 39-41).

Writing Component	Score	Description
Organization; Introduction, Body, and conclusion.	20-18 Excellent to Good	1. Appropriate title, effective introductory paragraph, topic is stated, leads to body; transitional expressions used; arrangement of material shows plan (could be outlined by reader); supporting evidence given for generalizations; conclusion logical and complete.
	17-15 Good to Adequate	2. Adequate title, introduction, and conclusion; body of essay is acceptable, but some evidence may be lacking, some ideas aren't fully developed; sequence is logical but transitional expressions may

		be absent or misused.
	14-12 Adequate to Fair	3. Mediocre or scant introduction or conclusion; problems, with the order of ideas in body; the generalizations may not be fully supported by the evidence given; problems of organization interfere.
	11-6 Unacceptable-not	4. Shaky or minimally recognizable introduction; organization can barely be seen; severe problems with ordering of ideas; lack of supporting evidence; conclusion weak or illogical; inadequate effort at organization.
	5-1 College-level work	5. Absence of introduction or conclusion; no apparent organization of body; severe lack of supporting evidence; writer has not made any effort to organize the composition (could not be outlined by reader) .

Logical development of ideas: Content.	20-18 Excellent to Good	1. Essay addresses the assigned topic; the ideas are concrete and thoroughly developed; no extraneous material; essay reflects thought.
	17-15 Good to Adequate	2. Essay addresses the issues but misses some points; ideas could be more fully developed; some extraneous material is present.
	14-12 Adquate to Fair	3. Development of ideas not complete or essay is somewhat off the topic; paragraphs aren't divided exactly right.
	11-6 Unacceptabl e-not	4. Ideas incomplete; essay does not reflect careful thinking or was hurriedly written; inadequate effort in area of content.
	5-1 Collage-level work	5. Essay is completely inadequate and does not reflect collage-level work; no apparent effort to consider the topic carefully.

Grammar	20-18 Excellent to Good	1. Native-like fluency in English grammar; correct use of relative clause, preposition, modals, articles, verb forms, and tense sequencing; no fragments or run-on sentences.
	17-15 Good to Adequate	2. Advanced proficiency in English grammar problems don't influence communication; although the reader is aware of them; no fragments or run-on sentences.
	14-12 Adequate to Fair	3. Ideas are getting through to the reader, but grammar problems are apparent and have a negative effect on communication; run-on sentences or fragments present.
	11-6 Unacceptable e-not	4. Numerous serious grammar problems interfere with communication of the writer's ideas; grammar review of some areas clearly needed; difficult to read sentences

	5-1 Collage- level work	5. Severe grammar problems interfere greatly with the message; reader can't understand what the writer was trying to say; unintelligible sentence structure.
Punctuation, spelling, and mechanic.	20-18 Excellent to Good	1. Correct use of English writing conventions; left and right margins, all needed capitals, paragraphs indented, punctuation and spelling; very neat.
	17-15 Good to Adequate	2. Some problems with writing conventions or punctuation; occasional spelling errors; left margin correct; paper is neat and legible.
	14-12 Adequate to Fair	3. Uses general writing conventions but has errors; spelling problems distract reader; punctuation errors interfere with ideas.
	11-6 Unacceptable-not	4. Serious problems with format of paper; parts of essay not legible; errors in sentences punctuation and final punctuation; unacceptable to educated reader.

	5-1 Collage- level work	5 Complete disregard for English writing conventions; paper illegible; obvious capitals missing, no margins, severe spelling problems.
Style and quality of expression	20-18 Excellent to Good	1. Precise vocabulary usage; use of parallel structures; concise; register good.
	17-15 Good to Adequate	2. Attempts variety; good vocabulary; not wordy; register OK; style fairly concise.
	14-12 Adequate to Fair	3 Some vocabulary misused; lacks awareness of register; may be too wordy.
	11-6 Unacceptable-not	4. Poor expression of ideas; problems in vocabulary; lacks variety of structure
	5-1 Collage- level work	5. Inappropriate use of vocabulary; no concept of register of sentences variety.

1. Classifying score

No.	Classification	Score
1	Excellent	91-100
2	Good	76-90
3	Fair	61-75
4	Poor	51-60
5	Very Poor	Less than 50

2. Mean score

$$\bar{x} = \frac{\sum x}{N}$$

Where :

\bar{x} : Mean score

$\sum x$: Sum of all scores

N : Total number of the respondents

(Sudjana, 2010)

3. Calculating of standard deviation of the students' score in pre-test and post-test, the researcher used the following formula:

$$SD = \sqrt{\frac{SS}{N}}, \text{ where } SS = \sum X^2 - \frac{(\sum X)^2}{N}$$

Where:

SD : Standard deviation

SS : The sum of square

N : Total number of the subjects

$\sum X^2$: The sum of all square; each score is squared all the squares are added up

$(\sum X)^2$: The square of the sum; all the scores are added up and the sum is square total

(Gay, 2006)

4. Finding out the significant difference between pre-test and post-test. The following formula was employed :

$$t = \frac{\bar{X}_1 - \bar{X}_2}{\sqrt{\left(\frac{SS_1 + SS_2}{n_1 + n_2 - 2}\right) \left(\frac{1}{n_1} + \frac{1}{n_2}\right)}}$$

Where:

t : Test of significance

x₁ : Mean score of experimental group

x₂ : Mean score of the controlled group

SS₁ : Sum square of experimental group

SS₂ : Sum square of controlled group

n₁ : Number of students of experimental group

n₂ : Number of students of controlled group

(Gay, 2006)

5. To analyze the hypothesis of this research was formulated as follows:

H₀ : $t_{tabel} > t_{hitung}$, it means that Theme and Rheme is not effective to teaching writing news item.

H₁ : $t_{tabel} < t_{hitung}$, it means that Theme and Rheme is effective to teaching writing news item.

CHAPTER IV

FINDINGS AND DISCUSSION

This chapter dealt with the findings of the research and the discussions of the findings. The findings were in line with the problem statements stated in the introduction part. The findings of the research presented the description of the result of data collected through Writing test.

Moreover, in this chapter, the researcher analyzed the data obtained from the students pre-test and post-test. The data consisted of the result of the pre-test and post-test. The pre-test was intended to know the ability of the students' writing achievement before giving treatments, while the post-test was intended to find out whether there was any improvement or not of the students' writing achievement in writing news item after having several treatments through using *Theme and Rheme Method*.

A. Findings

1. The Classification of Students' Pre-Test and Post-Test Scores in Experimental Class

The findings of the research dealt with the rate percentage of the students' score obtained through test, mean score, standard deviation, and test of significance.

Table 4.1
The distribution of frequency and percentage score of
Experimental class score in pre-test

<i>No</i>	<i>Score</i>	<i>Classification</i>	<i>Frequency</i>	<i>Percentage</i>
1	91-100	Excellent	-	-
2	76-90	Good	14	70%
3	61-75	Fair	3	15%
4	51-60	Poor	2	10%
5	Less than 50	Very Poor	1	5%
	Total		20	100%

Table 4.1 above showed that, the rate percentage of experimental class in the pre-test from 20 students, no one obtained excellent score in the pre-test, there were 14 (70%) students obtained good score and other students were under of it.

Table 4.2
The distribution of frequency and percentage of
Experimental class score in post-test

<i>No</i>	<i>Score</i>	<i>Classification</i>	<i>Frequency</i>	<i>Percentage</i>
1	91-100	Excellent	9	45%
2	76-90	Good	10	50%
3	61-75	Fair	1	5%
4	51-60	Poor	-	-
5	Less than 50	Very Poor	-	-
	Total		20	100%

Table 4.2 showed the rate percentage score in experimental class in the post-test from 20 students. The students' score were increased, it could be shown on the table that there were 9 (45%) students obtained excellent score and also there was no one student obtained poor and very poor score.

It meant that the score and percentages of experimental class in the post-test was better than in pre-test because in the rate percentage in the post-test was higher than the percentage in pre-test.

2. The Classification of Students' Pre-Test and Post-Test Scores in Controlled Class

The following table showed the distribution of frequency and percentage of final score of teaching writing especially in writing news item text at the tenth grade students' of SMAN 2 Selayar in pre-test and post-test for controlled class.

Table 4.3
The distribution of frequency and percentage score of
Controlled class score in pre-test

<i>No</i>	<i>Score</i>	<i>Classification</i>	<i>Frequency</i>	<i>Percentage</i>
1	91-100	Excellent	-	-
2	76-90	Good	7	35%
3	61-75	Fair	8	40%
4	51-60	Poor	2	10%
5	Less than 50	Very Poor	3	15%
	Total		20	100%

Table 4.3 above showed that, the rate percentage of controlled class in pre-test from 20 students, there was no one student obtained excellent score, there were 7 (35%) students obtained good score but most of students were under good score.

Table 4.4
The distribution of frequency and percentage score of
Controlled class score in Post-test

<i>No</i>	<i>Score</i>	<i>Classification</i>	<i>Frequency</i>	<i>Percentage</i>
1	91-100	Excellent	2	10%
2	76-90	Good	12	60%
3	61-75	Fair	4	20%
4	51-60	Poor	2	10%
5	Less than 50	Very Poor	-	-
		Total	20	100%

Table 4.4 showed the rate percentage score in controlled class in the post-test from 20 students. Even the controlled class did not show the significant increase.

Based on the result above, it was concluded that the rate percentage in the post-test was different in the rate percentage in pre-test.

3. The Mean Score and Standard Deviation of Experimental Class and Controlled Class

Table 4.5
The mean score and standard deviation of
experimental class and controlled class in post-test

<i>Class</i>	<i>Pre-test</i>		<i>Post-test</i>	
	<i>Mean Score</i>	<i>Standard Deviation</i>	<i>Mean Score</i>	<i>Standard Deviation</i>
Experimental	74.95	10.57	87.6	8.59
Controlled	68.3	12.87	77.7	14.67

The mean score of the students' pre-test of experimental class which showed from table 4.5 was 74.95 with standard deviation was 10.57. The mean score of the students' post-test of the experimental class which showed from the table was 87.6 with standard deviation was 8.59. The post-test mean score improvement was (12.65) in experimental class ($87.6 - 74.95 = 12.65$).

The mean score of the students' pre-test of controlled class in pre-test was 68.3 and the standard deviation was 12.87. The mean score of the students post-test of the controlled was 77.7 with standard deviation was 14.67. The post-test mean score improvement was (9.4) in controlled class ($77.7 - 68.3 = 9.4$).

According to the data above, it could be concluded that the students ability of experimental class (12.65) in writing news item was higher than controlled class (9.4). The researcher has considered Theme and Rheme could be one effective way to increase the students writing achievement in writing news item. It based on the mean score of experimental class post-test was higher than controlled class.

The significant score between experimental class and controlled class could be known by using t-test. The result of t-test could be seen in table 4.6 as follows:

Table 4.6
Distribution the value of t-test and t-table

Variable	t-test value	t-table value
Post-test	3.70	2.021

Table 4.6 above indicated the result of test of significance testing. For the level significance (α) 0.05 and degree of freedom (df) $(N_1+N_2)-2 = (20+20)-2=38$, it indicated that the value of t-test was higher than t-table. The result of the post-test clearly indicated that there was a significant different between the students' score in experimental class and controlled class after applying treatment by using theme and rheme. It indicated that theme and rheme was effective in writing news item. It could be concluded that the students' achievement in writing news item increased by using theme and rheme. It meant that (H_1) was accepted and (H_0) was rejected.

B. Discussion

The result of this research showed that the students' score increased more significantly after using theme and rheme more than controlled class. The post-test mean score improvement 12.65 in experimental class ($87.6-74.95=12.65$) was higher than the post-test mean score improvement 9.4 in controlled class ($77.7-68.3=9.4$).

The result of t-test was higher than t-table ($3.70 > 2.021$). The H_1 was accepted and H_0 was rejected. It means that theme and rheme is effective to increase the students' achievement in writing news item.

As a result, it was clear that theme and rheme done by the experimental class gave contributed in increased students' achievement in writing news item. Theme and rheme method made the students' writing more coherent and well organized. One of related researchers improving the coherent of students' English Writing through Theme and Rheme (Thematic Progression) was done by Sri Mulatsih (2010). In her research, theme and rheme (thematic progression) was improving the coherent of students' english paragraph, which the thematic progression high significant in the coherent of students' writing.

According to the result of this research, the effectiveness of using theme and rheme to increase students' achievement in writing news item can be explained by two explanations. First, theme and rheme was necessary for the construction of an optimally coherent and well organized. It has become one of strategy or method in teaching writing especially news item. Martin and Rother in Paltridge (2000:140) as quoted by Mulatsih (2006) divided theme and rheme into three patterns, that was theme reiteration pattern, zigzag linear pattern and multiple pattern. Zigzag pattern was commonly used in news item text. The teacher asked the students to made a news item with analyzed theme and rheme individually.

Second, by using theme and rheme in the classroom activity, the students were more active and confident to participate in lessons because theme and rheme

pattern helped the students in arranging the structure of sentences in a good way, developing their idea and arranging the sentences well. Moreover, the students could write the news item composition easily and to made their text easy to understand. In summary, the researcher asserted that using theme and rheme is effective to increase students' achievement in writing news item at SMAN 2 Selayar.



CHAPTER V

CONCLUSION AND SUGGESTION

This chapter presents the conclusions as well as few suggestions of this study. Suggestions were taken based on findings and conclusions obtained in this research.

A. Conclusion

Based on the result of the data analysis, research findings, and discussion in the previous chapter, the researcher concluded that:

The result of post-test in Experimental class was 87.6 and the result of post-test in Controlled class was 77.7. The gap of the students' score of the Experimental and Controlled class was 9.9. The explanation of the gap between the two classes indicated that the Experimental class showed high improving than the Controlled class. Furthermore, there was a significant difference in the achievement between experimental class and controlled class. So that, the researcher concludes that the theme and rheme method was more effective than conventional method. Theme and rheme method makes the students' writing more coherent and well organized.

B. Suggestions

Theme and rheme method was an alternative instrument in teaching writing news item. This instrument helped the teacher in teaching writing and correcting the students' writing.


Based on the conclusion above, the researcher would like to offer some suggestion to be considered in teaching writing:

- (1) The Teacher should use theme and rheme as an instrument in teaching writing especially in news item text. This research showed that the instrument gave contribution in increase students' writing achievement in news item text.
- (2) The Students should improve their writing achievement by practice writing more using some technique or method.
- (3) For other researchers, they can use this study as their reference to conduct other researches on the same field. They are also expected to be able to cover the shortcomings in this study and provide more detail information about this.

BIBLIOGRAPHY

- Arikunto, S.2002. *Prosedur Penelitian: suatu pendekatan praktek*. Jakarta: PT Rineka Cipta.
- Belmonte, and Hildago. 1998. *Theme-Rheme Patterns in L2 Writing*. Discourse analysis.
- Brown, H. Douglas. 1984. *Analytic scale for rating composition tasks*. Principles and Classroom Practice.
- Butt, David et all. 2000. *Using Functional Grammar. An Explorer's Guide*. Sydney: National Centre for English Language Teaching and Research.
- Gay, L.R. 2006 *Education Research: Competencies for Analysis and Application*. 8th Edition. United State: Earson Merrill Prenfille Hall.
- Gerot, L. and P. Wignel. 1995. *Making Sense Functional Grammar*. Sydney: Gerb Stabler
- Halliday, M.A.K. 2004. *Introduction to Functional Grammar*. Third edition published 2004. Hodder Education: an Hachette UK company.
- Harmer, Jeremy. 2001. *The Practice of Language Teaching*. London: Cambridge University Press.
- Fedi, Demang. RPP dan Silabus “1 April 2018”
<http://rumahpendidikanguru.blogspot.co.id>.
- Hyland, Ken. 2004. *Genre and Second Language Writing*. London. The University of Michigan Press.
- Kaharuddin A, and Latief Ismail. 2017. *The Essential of Discourse Analysis*. Yogyakarta.
- Latief, MA. 2013 *Research Methods on Languange Learning an Introduction*. Malang: UM Press.
- Meyers, A. 2005. *Gateways to Academic Writing: Effective Sentences, Paragraphs, and Essays*. New York: Pearson Education, Inc.
- Mulatsih, Sri. 2006. *Employing Thematic Development in Teaching Paragraph-based Writing*. TEFLIN Conference.
- Not, Elena. 1996. *Implementation of the Thematic Progression and Realization Component*. LRE Project 062-09.

- Rustipa, Kathrina. 2010. *Theme-rheme Organizations of Learner's Texts*. Nitro PDF Professional.
- Saleh, M. 2001. *Pengantar Praktik Penelitian Pengajaran Bahasa*. Semarang: IKIP Semarang Press.
- Schreiber, J., & Asber-self, K. 2011. *Educational research. The interrelationship of Questions, Sampling, Design, and Analysis*. USA: John Wiley & Sons, INC.
- Sudjana. 2010 *Strategi Pembelajaran*, Bandung; Falah
- Sugiyono. 2016. *Metode Penelitian Pendidikan*. Bandung: Alfabeta CV
- Worth, Cunnings. 1995. *Choosing Your Coursebook*. Great Britania: Heinemann





UNIVERSITAS ISLAM NEGERI
ALAUDDIN
M A K A S S A R



UNIVERSITAS ISLAM NEGERI
ALAUDDIN
M A K A S S A R

APPENDIX 1*Students' Roll*

STUDENTS' ROLL
X MIPA 3
(EXPERIMENTAL CLASS)

NO	STUDENTS' NAME	1	2	3	4	5	6
1	E-1						
2	E-2						
3	E-3						
4	E-4						
5	E-5						
6	E-6						
7	E-7						
8	E-8						
9	E-9						
10	E-10						
11	E-11						
12	E-12						
13	E-13						
14	E-14						
15	E-15						
16	E-16						
17	E-17						
18	E-18						
19	E-19						
20	E-20						

The researcher

Rafidah Rahman
20400114083

STUDENTS' ROLL
X MIPA 4
(CONTROLLED CLASS)

NO	STUDENTS' NAME	1	2	3	4	5	6
1	C-1						
2	C-2						
3	C-3						
4	C-4						
5	C-5						
6	C-6						
7	C-7						
8	C-8						
9	C-9						
10	C-10						
11	C-11						
12	C-12						
13	C-13						
14	C-14						
15	C-15						
16	C-16						
17	C-17						
18	C-18						
19	C-19						
20	C-20						

UNIVERSITAS ISLAM NEGERI
ALAUDDIN
M A K A S S A R

The researcher

Rafidah Rahman
20400114083

APENDIX II

The Row Score of the Students' Pre-test and Post-test in Experimental Class

The Score of the Students' Pre-test in Experimental Class

No	Name	Pretest					Score
		Organization	Logical Development	Grammar	Punctuation, spelling, and mechanic	Style and quality of expression	
1.	E-1	15	15	13	16	16	75
2.	E-2	16	16	13	17	16	78
3.	E-3	16	17	14	16	17	80
4.	E-4	18	17	16	17	16	84
5.	E-5	17	16	16	18	17	84
6.	E-6	17	16	14	17	16	80
7.	E-7	13	13	11	14	9	60
8.	E-8	15	17	15	17	15	79
9.	E-9	18	16	16	17	16	83
10.	E-10	16	18	14	17	12	77
11.	E-11	18	16	17	14	13	78
12.	E-12	16	16	16	18	15	81
13.	E-13	16	12	15	17	13	73
14.	E-14	15	16	14	17	15	77
15.	E-15	11	16	11	15	12	65
16.	E-16	10	12	9	13	11	55
17.	E-17	18	15	14	17	17	81
18.	E-18	8	11	9	9	8	45
19.	E-19	18	17	15	17	13	80
20.	E-20	17	18	16	18	15	84

The Score of the Students' Post-test in Experimental Class

No	Name	Post-test					Score
		Organi- zation	Logical Develop- ment	Gram- mar	Punctua- tion, spelling, and mechanic	Style and quality of expression	
1.	E-1	18	18	17	17	17	87
2.	E-2	19	18	18	18	16	89
3.	E-3	19	19	18	19	17	92
4.	E-4	20	19	19	19	18	95
5.	E-5	20	20	19	19	19	97
6.	E-6	19	19	18	18	18	92
7.	E-7	17	16	15	16	15	79
8.	E-8	18	17	17	18	16	86
9.	E-9	20	19	19	19	18	95
10.	E-10	18	18	17	17	18	88
11.	E-11	18	18	18	17	17	88
12.	E-12	18	19	18	19	19	93
13.	E-13	17	17	17	17	17	85
14.	E-14	19	18	17	17	17	88
15.	E-15	17	16	15	16	15	79
16.	E-16	17	16	14	15	14	76
17.	E-17	19	20	19	19	18	95
18.	E-18	12	12	12	13	12	61
19.	E-19	19	19	18	18	17	91
20.	E-20	20	19	19	19	19	96

M A K A S S A R

*The Row Score of the Students' Pre-test and Post-test
in Experimental Class*

No	Name	Pre-test		Post-test	
		Score (X)	X_1^2	Score (X)	X_1^2
1	E-1	75	5625	87	7569
2	E-2	78	6084	89	7921
3	E-3	80	6400	92	8464
4	E-4	84	7056	95	9025
5	E-5	84	7056	97	9409
6	E-6	80	6400	92	8464
7	E-7	60	3600	79	6241
8	E-8	79	6241	86	7396
9	E-9	83	6889	95	9025
10	E-10	77	5929	88	7744
11	E-11	78	6084	88	7744
12	E-12	81	6561	93	8649
13	E-13	73	5329	85	7225
14	E-14	77	5929	88	7744
15	E-15	65	4225	79	6241
16	E-16	55	3025	76	5776
17	E-17	81	6561	95	9025
18	E-18	45	2025	61	3721
19	E-19	80	6400	91	8281
20	E-20	84	7056	96	9216
Total		1499	114475	1752	154880
Mean score		74.95	5723.75	87.6	7.744

APPENDIX III

*The Row Score of the Students' Pre-test and Post-test
in Controlled Class*

The Score of the Students' Pre-tes in Controlled Class

No	Name	Pretest					Score
		Organiza- tion	Logical Develop- ment	Gram- mar	Punctuation ,spelling, and mechanic	Style and quality of expression	
1.	C-1	14	14	12	12	13	65
2.	C-2	18	17	15	16	14	80
3.	C-3	14	14	13	12	12	65
4.	C-4	17	18	16	14	15	80
5.	C-5	15	16	14	15	13	73
6.	C-6	13	13	9	11	9	55
7.	C-7	16	16	13	14	14	73
8.	C-8	18	17	17	17	16	85
9.	C-9	12	13	10	10	11	56
10.	C-10	16	17	14	16	14	77
11.	C-11	14	13	13	14	13	67
12.	C-12	14	15	14	15	12	70
13.	C-13	10	10	8	9	8	45
14.	C-14	16	17	16	15	16	80
15.	C-15	16	16	16	15	16	79
16.	C-16	13	13	13	12	12	63
17.	C-17	18	18	16	17	16	85
18.	C-18	9	9	9	8	8	43
19.	C-19	10	11	10	10	9	50
20.	C-20	16	16	15	14	14	75

The Score of the Students' Post-test in Controlled Class

No	Name	Post-test					Score
		Organi- zation	Logical Develop- ment	Gram- mar	Punctuation , spelling, and mechanic	Style and quality of expressio n	
1.	C-1	16	16	15	16	15	78
2.	C-2	19	18	17	18	17	89
3.	C-3	16	16	16	16	15	79
4.	C-4	18	18	18	17	16	87
5.	C-5	17	17	16	16	15	81
6.	C-6	14	13	12	13	12	64
7.	C-7	17	16	15	15	16	79
8.	C-8	19	18	17	19	18	91
9.	C-9	15	14	13	13	12	67
10.	C-10	18	17	16	16	16	83
11.	C-11	16	16	16	17	15	80
12.	C-12	18	17	16	16	15	82
13.	C-13	12	13	11	10	11	57
14.	C-14	20	18	17	17	17	89
15.	C-15	19	19	16	18	17	89
16.	C-16	15	15	13	14	14	71
17.	C-17	20	19	18	18	17	92
18.	C-18	12	12	10	11	9	54
19.	C-19	14	13	11	12	11	61
20.	C-20	18	16	16	16	15	81

*The Row Score of the Students' Pre-test and Post-test
in controlled class*

No	Name	Pre-test		Post-test	
		Score (X)	X_1^2	Score (X)	X_1^2
1	C-1	65	4225	78	6084
2	C-2	80	6400	89	7921
3	C-3	65	4225	79	6241
4	C-4	80	6400	87	7569
5	C-5	73	5329	81	6561
6	C-6	55	3025	64	4096
7	C-7	73	5329	79	6241
8	C-8	85	7225	91	8281
9	C-9	56	3136	67	4489
10	C-10	77	5929	83	6889
11	C-11	67	4489	80	6400
12	C-12	70	4900	82	6724
13	C-13	45	2025	57	3249
14	C-14	80	6400	89	7921
15	C-15	79	6241	89	7921
16	C-16	63	3969	71	5041
17	C-17	85	7225	92	8464
18	C-18	43	1849	54	2916
19	C-19	50	2500	61	3721
20	C-20	75	5625	81	6561
Total		1366	96446	1554	123290
Mean score		68.3	4822.3	77.7	6164.5

APPENDIX IV

The mean score of Experimental Class and Controlled Class

A. Experimental Class

1. Pre-test

$$\begin{aligned}\bar{X}_1 &= \frac{\sum X}{N} \\ &= \frac{1}{2}\end{aligned}$$

$$\bar{X}_1 = 74.95$$

2. Post-test

$$\begin{aligned}\bar{X}_1 &= \frac{\sum X}{N} \\ &= \frac{1}{2}\end{aligned}$$

$$\bar{X}_1 = 87.6$$

B. Controlled class

1. Pre-test

$$\begin{aligned}\bar{X}_2 &= \frac{\sum X}{N} \\ &= \frac{1}{2}\end{aligned}$$

$$\bar{X}_2 = 68.3$$

2. Post-test

$$\begin{aligned}\bar{X}_2 &= \frac{\sum X}{N} \\ &= \frac{1}{2}\end{aligned}$$

$$\bar{X}_2 = 77.7$$

APPENDIX V

Standard Deviation of Experimental Class and Control Class

a. Experimental class

1. Pre-test

$$SD = \sqrt{\frac{SS_1}{n-1}}$$

Where :

$$\begin{aligned} SS_1 &= \sum X_1^2 - \frac{(\sum X_1)^2}{n} \\ &= 114475 - \frac{(1499)^2}{20} \\ &= 114475 - \frac{2247001}{20} \\ &= 114475 - 112350.05 \\ &= 2124.95 \end{aligned}$$

$$SD = \sqrt{\frac{SS_1}{n-1}}$$

$$= \sqrt{\frac{2124.95}{19}}$$

$$= \sqrt{111.83}$$

$$= 10.57$$

2. Post-test

$$SD = \sqrt{\frac{SS_1}{n-1}}$$

Where :

$$\begin{aligned} SS_1 &= \sum X_1^2 - \frac{(\sum X_1)^2}{n} \\ &= 154880 - \frac{(1752)^2}{20} \\ &= 154880 - \frac{3069504}{20} \\ &= 154880 - 153475.2 \\ &= 1404.80 \end{aligned}$$

$$SD = \sqrt{\frac{SS_1}{n-1}}$$

$$= \sqrt{\frac{1404.80}{19}}$$

$$= \sqrt{73.93}$$

$$= 8.59$$

b. Controlled class

1. Pre-test

$$SD = \sqrt{\frac{SS_1}{n-1}}$$

Where :

$$SS_1 = \sum X_1^2 - \frac{(\sum X_1)^2}{n}$$

$$= 96446 - \frac{(1366)^2}{20}$$

$$= 96446 - \frac{1865956}{20}$$

$$= 96446 - 93297.8$$

$$= 3148.2$$

$$SD = \sqrt{\frac{SS_1}{n-1}}$$

$$= \sqrt{\frac{3148.2}{19}}$$

$$= \sqrt{165.69}$$

$$= 12.87$$

1. Post-test

$$SD = \sqrt{\frac{SS_1}{n-1}}$$

Where :

$$SS_1 = \sum X_1^2 - \frac{(\sum X_1)^2}{n}$$

$$= 123290 - \frac{(1554)^2}{20}$$

$$= 123290 - \frac{2383936}{20}$$

$$= 123290 - 119196.8$$

$$= 4093.2$$

$$SD = \sqrt{\frac{SS_1}{n-1}}$$

$$= \sqrt{\frac{4093.2}{19}}$$

$$= \sqrt{215.43}$$

$$= 14.67$$

APPENDIX VI

The significant Different

$$\bar{X}_1 = 87.6 \qquad SS_1 = 1404.80$$

$$\bar{X}_2 = 77.7 \qquad SS_2 = 4093.2$$

1. T-test

$$t = \frac{\bar{X}_1 - \bar{X}_2}{\sqrt{\left(\frac{SS_1 + SS_2}{n_1 + n_2 - 2}\right)\left(\frac{1}{n_1} + \frac{1}{n_2}\right)}}$$

$$t = \frac{87.6 - 77.7}{\sqrt{\left(\frac{1404.80 + 4093.2}{20 + 20 - 2}\right)\left(\frac{1}{20} + \frac{1}{20}\right)}}$$

$$t = \frac{9.9}{\sqrt{\left(\frac{5498}{38}\right)\left(\frac{2}{40}\right)}}$$

$$t = \frac{9.9}{\sqrt{(144.68)(0.05)}}$$

$$t = \frac{9.9}{\sqrt{7.23}}$$

$$t = \frac{9.9}{2.68}$$

$$t_{hitung} = 3.70$$



2. T-table

For level of significance (D) = 0.05

Degree of freedom (df) = (N₁ + N₂) - 2 = 20 + 20 - 2 = 38

t-Table = 2.021

APPENDIX VII
Distribution of t-Table

Df	Level of Significance for two-tailed test					
	0,5	0,2	0,1	0,05	0,02	0,01
	Level of Significance for one-tailed test					
	0,25	0,1	0	0,025	0,01	0.005
1	1.000	3.078	6.314	12.706	31,821	63.657
2	0.816	1.886	2.920	4.303	6.965	9.926
3	0.765	1.638	2.353	3.183	4.541	5.841
4	0.741	1.533	2.132	2.776	3.747	4.604
5	0.727	1.476	2.015	2.571	3.365	4.032
6	0.718	1.440	1.943	2.447	2.143	3.707
7	0.711	1.451	1.895	2.365	2.998	3.499
8	0.706	1.397	1.860	2.306	2.896	3.355
9	0.703	1.383	1.833	2.262	2.821	3.250
10	0.700	1.372	1.812	2.226	2.764	3.169
11	0.697	1.363	1.769	2.201	2.718	3.106
12	0.695	1.356	1.782	2.179	2.681	3.055
13	0.694	1.350	1.771	2.160	2.650	3.120
14	0.692	1.345	1.761	2.143	2.624	2.977
15	0.691	1.341	1.753	2.331	2.604	2.947
16	0.690	1.337	1.746	2.120	2.583	2.921
17	0.689	1.333	1.740	2.110	2.567	2.898
18	0.688	1.330	1.734	2.101	2.552	2.878
19	0.688	1.328	1.729	2.093	2.539	2.861
20	0.687	1.325	1.725	2.086	2.528	2.845
21	0.686	1.323	1.721	2.080	2.518	2.831
22	0.686	1.321	1.717	2.074	2.505	2.819
23	0.685	1.319	1.714	2.690	2.500	2.807
24	0.685	1.318	1.711	2.640	2.492	2.797
25	0.684	1.316	1.708	2.060	2.485	2.787
26	0.684	1.315	1.706	2.056	2.479	2.779
27	0.684	1.314	1.703	2.052	2.473	2.771
28	0.683	1.313	1.701	2.048	2.467	2.763
29	0.683	1.311	1.699	2.045	2.462	2.756
30	0.683	1.310	1.697	2.042	2.457	2.750
40	0.681	1.303	1.684	2.021	2.423	2.704
60	0.679	1.296	1.671	2.000	2.390	2.660
120	0.677	1.289	1.658	2.890	2.358	2.617

APPENDIX VIII

LESSON PLAN FOR EXPERIMENTAL CLASS

School : SMAN 2 Selayar
 Subject : English
 Grade : X
 Skill : Writing

A. Standar of Competence

Understanding the meaning of short, functional text and simple essay in the form of narrative, descriptive, and news item in the daily life context to access knowledge.

B. Basic Competence

Responding the meaning and theoretical steps in the simple essay accurately, fluently, and acceptably in the daily life context to access knowledge in the form of news item,

C. Indicators

Write short functional text especially “News Item Text”

D. Objectives

The students are able to write news item with a good structure.

E. Learning Materials


- Vocabulary related to news item text.
- Social function, generic structure and significant lexicogrammatical features of news item text and the exercise.

Social Function	Generic Structure	Language Features
News Item is one of factual genres. Its social function is to inform the readers, listeners, or viewers about events of the day, which are considered newsworthy or important.	<ul style="list-style-type: none"> • Newsworthy event(s), recounts the event in summary form • Background event(s), elaborate what happened to whom in what circumstances • Source, comments by participants in, witnesses to and authorities" expert on the events 	<ul style="list-style-type: none"> • Information on the use of headlines • Use of action verb (hit attack) • Use of saying verbs (said, added, claimed) • Use of Passive sentences / Passive voice • Use of adverbs (keterangan waktu, tempat)

Grammar used in news item text and the exercises.

- Simple Past Tense
- Passive Sentences

To Change active sentences into passive sentences we follow this pattern :



See the change in the table :

Tenses	Active	Passive
Simple Present	He writes a News item	A news item is written
Simple Past	He wrote a News Item	A news item was written
Present Perfect	He has written a News Item	A news item has been written
Past Perfect	He had written a news item	A news item had been written
Present Future	He will write a news item	A news item will be written

Example of news item text and the rhetorical structure and the exercises

Man jailed for striking RI maid

Singapore: A supervisor was jailed for two months for repeatedly striking his Indonesian maid on the head and back with a television remote control, news reports said on Thursday.

Muhamad Shafiq Woon Abdullah admitted in Singapore court he physically abused the woman on several occasions between June and October 2010, the strait times said.

The magistrate's court hear that Shafiq, 31, began striking Winarti, 22, about a month after she started working for him.

He hit her on the head with the TV set's remote control because he was on happy with her work. On the occasion, he punched her on the back after accusing her of daydreaming.

S.S Dhillon, Shafiq's lawyer said his client lost his „better senses“ when he saw his daughter's face covered as she lay in bed.

He said his client thought the maid had put the child in danger.

Notes :

Red : Saying verb

Yellow : Action verb

Green : Passive sentence

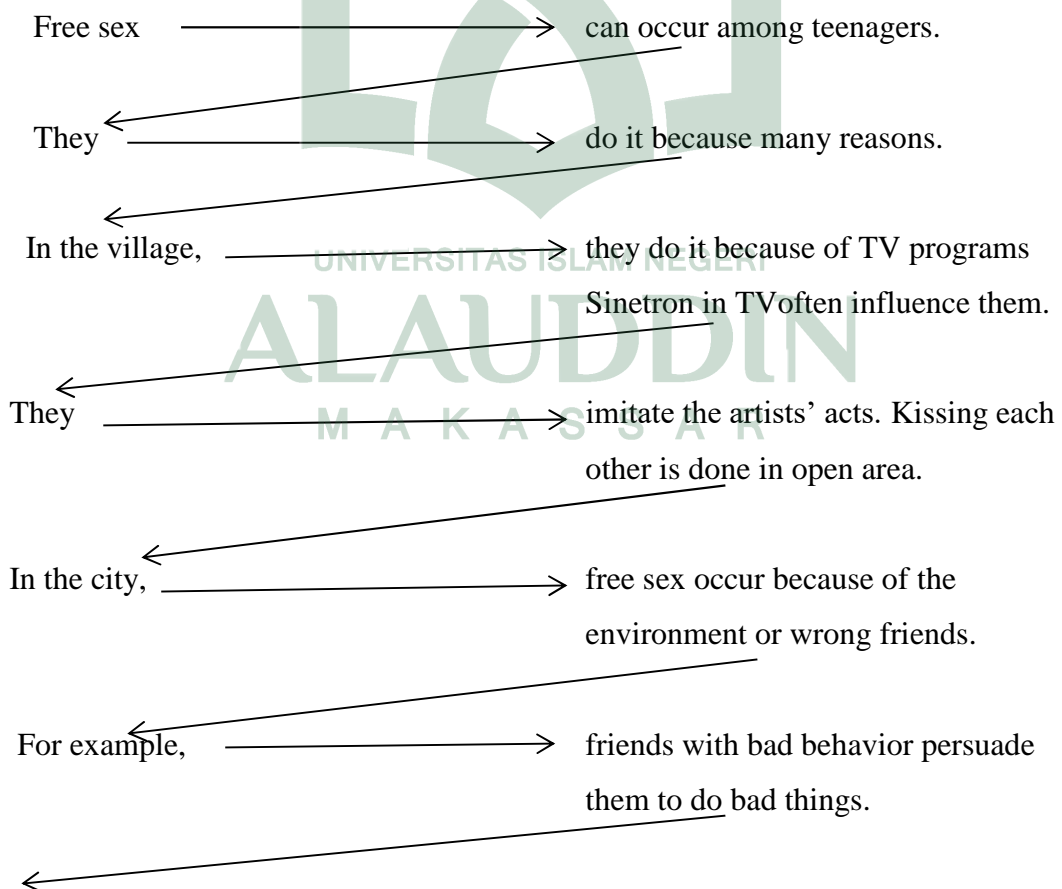
Theme and Rheme Method analysis in news item text.

Free Sex

Free sex can occur among teenagers. They do it because many reasons. In the village, they do it because of TV programs. Sinetron in TV often influence them. They imitate the artists' acts. Kissing each other is done in open area. In the city, free sex occur because of the environment or wrong friends. For example, friends with badbehavior persuade them to do bad things. These can be avoided by having strong religion. Having strong religion makes them afraid to do free sex.

Theme

Rheme



These —————→ can be avoided by having strong religion. Having strong religion makes them afraid to do free sex

Teaching and Learning Activities

First meeting

1. Opening

- ✓ Greeting (teacher greets the students after entering the class)
- ✓ Praying
- ✓ Checking the attendance list (teacher calls the student's name one by one)
- ✓ Students pay attention to the purpose of the study which teacher says to reach the goals.
- ✓ Students are active in learning activities.

2. Main activities

- ✓ The teacher asks the students whether they like reading or not, and what kind of material or books that they like to read.
- ✓ The students answer teacher's question.
- ✓ The teacher asks students what favorite part of news paper that they like to read.
- ✓ The teacher explains the topic that will be discussed today.
- ✓ The teacher gives some text of news item to the students.
- ✓ The students pay attention to the text.
- ✓ The teacher asks the students whether they find difficult vocabulary to elicit the key vocabulary.
- ✓ The students answer the teacher's question.
- ✓ The teacher lists some vocabularies that are usually found in a news paper.
- ✓ The teacher explains the meaning of each vocabulary.
- ✓ The students pay attention to the teachers explanation.
- ✓ After teacher explains the meaning of each the vocabulary, furthermore the teacher and students explains all the text given earlier.

- ✓ The teacher shows some sentences in blackboard, then ask students to look at them carefully.
- ✓ The teacher asks students one by one 'what is the meaning of the sentences.

3. Closing

Students:

- ✓ Pay attention to the summary and conclusion about what was the teacher taught.
- ✓ Give some comments all about what they had been studied whether they understand or not, pleasure or not.

Second meeting

1. Opening

- ✓ Greeting (teacher greets the students after entering the class)
- ✓ Praying
- ✓ Checking the attendance list (teacher calls the student's name one by one)
- ✓ Students pay attention to the purpose of the study which teacher says to reach the goals.

2. Main activities

- ✓ The teacher explains the students about active sentences and passive sentences.
- ✓ The teacher asks the students to mention the characteristic of active sentences and passive sentences.
- ✓ The teacher gives the students the example of active sentences changed to passive sentences in blackboard.
- ✓ The students make some passive sentences in blackboard.
- ✓ The teacher asks students if there are students who do not understand about passive sentences.

- ✓ The teacher gives the students exercise to change active sentences to passive sentences.
- ✓ The teacher and students check the students exercise together
- ✓ The teacher gives the students homework to change active sentences to passive sentences.

3. Closing

Students:

- ✓ Pay attention to the summary and conclusion about what was the teacher taught.
- ✓ Give some comments all about what they had been studied whether they understand or not, pleasure or not

Third Meeting

1. Opening

- ✓ Greeting (teacher greets the students after entering the class)
- ✓ Praying
- ✓ Checking the attendance list (teacher calls the student's name one by one)
- ✓ Students pay attention to the purpose of the study which teacher says to reach the goals.

2. Main activities

- ✓ The teacher and students check the students' homework together.
- ✓ The teacher gives every students a news item text
- ✓ The teacher asks the students to look at the text
- ✓ The teacher asks them some questions what kind of the information which they get from the recipe and whether they know the defenition of news item text.
- ✓ The students answer the teacher's question.
- ✓ The teacher explains the topic that will be discussed today

- ✓ The teacher asks the students what is the favorite news item which they like to read, listen and view.
- ✓ The teacher listens the students' answer
- ✓ The teacher analyzes the generic structure of news item.
- ✓ The teacher explains the social function, generic structure and language feature of news item text.
- ✓ The teacher asks the students to read their news item.
- ✓ The teacher asks students to analyze the generic structure of news item text.
- ✓ The teacher and students check the exercise of students together.

3. Closing

Students:

- ✓ Pay attention to the summary and conclusion about what the teacher has taught.
- ✓ Give some comments all about what they has been studied whether they understand or not, pleasure or not.

Fourth meeting

1. Opening

- ✓ Greeting (teacher greets the students after entering the class)
- ✓ Praying
- ✓ Checking the attendance list (teacher calls the student's name one by one)
- ✓ Students pay attention to the purpose of the study which teacher says to reach the goals.

2. Main activities

- ✓ The teacher ask the students about incidents that have occurred in their villages.
- ✓ The students answer the teacher's question.
- ✓ The teacher mentions the students' answer

- ✓ The students are asked to make a simple draft of news item text according to events that have occurred in their villages.
- ✓ The students are allowed to open dictionary if there are words that they are not understood.
- ✓ The students do their work
- ✓ The teacher mentions the students one by one to go to the teacher's desk and check their work and give an explanation again.
- ✓ The teacher give them some exercises how to write a news item.
- ✓ The students are asked to make other example of news item text and analyze their homework.

3. Closing

Students:

- ✓ Pay attention to the summary and conclusion about what was the teacher taught.
- ✓ Give some comments all about what they had been studied whether they understand or not, pleasure or not.

Fifth meeting

1. Opening

- ✓ Greeting (teacher greets the students after entering the class)
- ✓ Praying
- ✓ Checking the attendance list (teacher calls the student's name one by one)
- ✓ Students pay attention to the purpose of the study which teacher says to reach the goals.

2. Main activities

- ✓ The teacher checks the students homework.
- ✓ The teacher and students discuss the students work and correct it.
- ✓ The teacher asks the students whether they find some difficulty during the class activity.
- ✓ Students are finishing their homework.
- ✓ The teacher explains some way how to make a good news item
- ✓ The teacher uses and explains Theme and Rheme to the class.

- ✓ The teacher gives an example of news item with analysis of theme and rheme method.
- ✓ The students pay attention to the teacher.
- ✓ The students are asked to make a simple news item with analysis of theme and rheme.
- ✓ The students do the exercise.
- ✓ The teacher and students check the students' exercise together.
- ✓ The students are asked to watch tv and make a news item depends on their watch with analysis theme and rheme.

3. Closing

Students:

- ✓ Pay attention to the summary and conclusion about what was the teacher taught.
- ✓ Give some comments all about what they had been studied whether they understand or not, pleasure or not.

Six meeting

1. Opening

- ✓ Greeting (teacher greets the students after entering the class)
- ✓ Praying
- ✓ Checking the attendance list (teacher calls the student's name one by one)
- ✓ Students pay attention to the purpose of the study which teacher says to reach the goals.

2. Main activities


- ✓ The teacher checks the students homework.
- ✓ The teacher and the students discuss the students' work and correct it
- ✓ The teacher asks the student whether they find some difficulty during the class activity.
- ✓ Students are finishing their homework
- ✓ The teacher make a simple draft of news item on blackboard and students analyze with theme and rheme.
- ✓ Some students work it.

- ✓ The students are asked to make a news item using theme and rheme with their own words.

3. Closing

Students:

- ✓ Pay attention to the summary and conclusion about what was the teacher taught.
- ✓ Give some comments all about what they had been studied whether they understand or not, pleasure or not.
- ✓ Make evaluation about the error that they made in their writing.
- ✓ Pay attention to the structure of assignment given by the teacher.
- ✓ Listen to the teacher's wishes and advice.



APPENDIX IX**WRITING TEST**

Text Type : News Item Text

Time allotment : 45 minutes

Instructions:

1. Write your name, students' number and class on the answer sheet.
2. You may choose one of these following topics:
 - a. Killing
 - b. Drugs
 - c. Disaster
 - d. Corruption
 - e. Deception
 - d.(Depends on you)
3. Write the text which consists at least 10 sentences.
4. You may use your own dictionary.



UNIVERSITAS ISLAM NEGERI

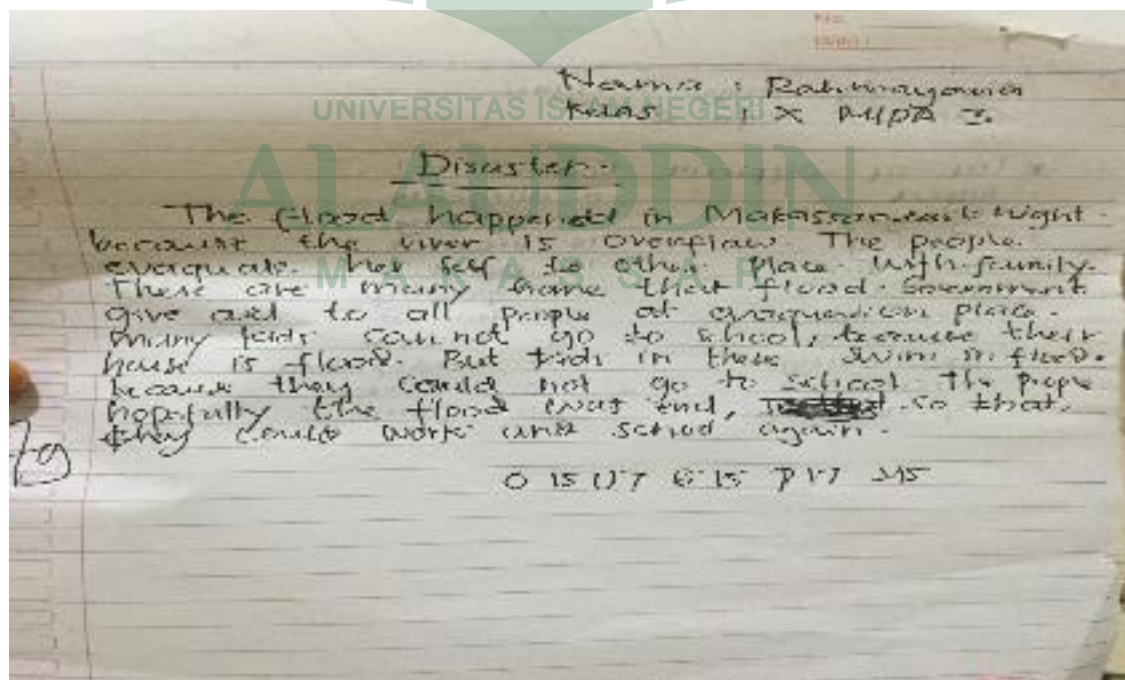
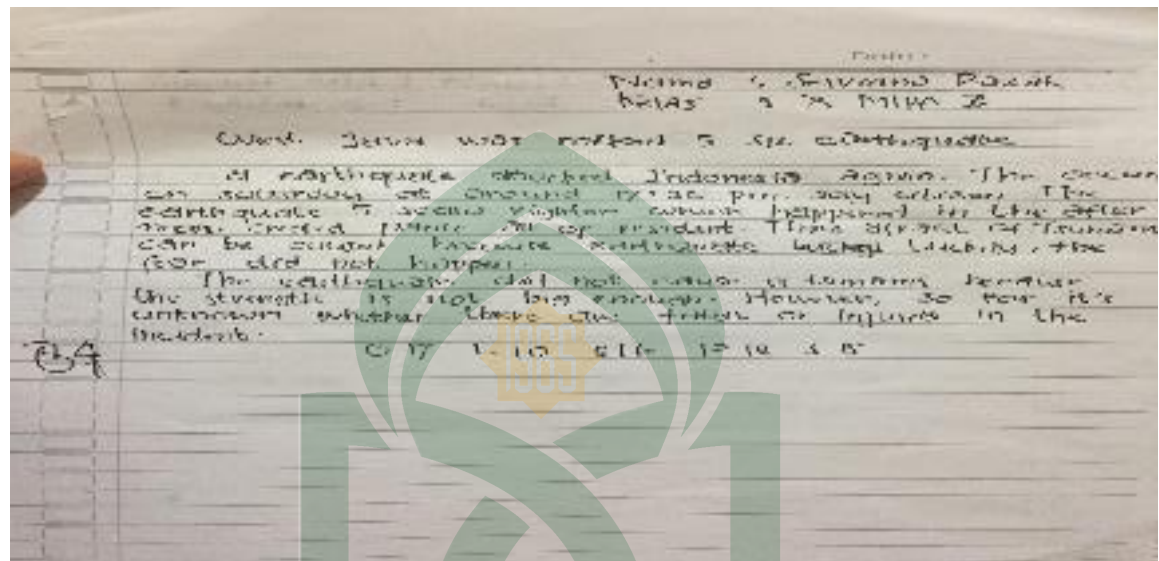
ALAUDDIN

M A K A S S A R

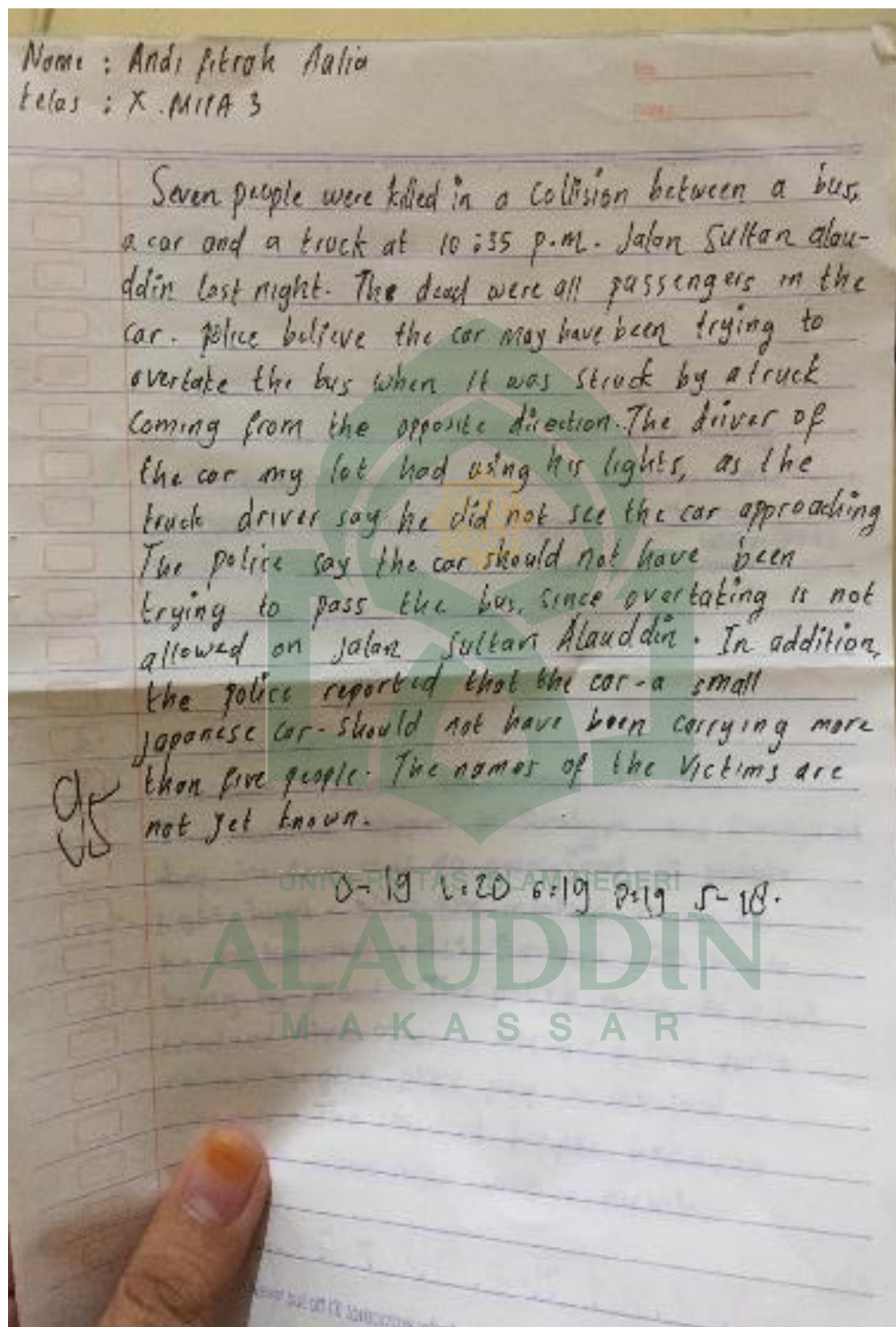
APPENDIX X

The students' assessment in pre-test and post-test

Experimental Class (Pre-test)



Eksperimental Class (Post-test)



Nama : Rostina

Class : X MIPA 5

* Contoh NEWS ITEM

Actor Didi Petat dies aged 58

Veteran actor Didi Widiatmoko, popularly known as Didi Petat, died at the age of 58 at his residence in Sasak Tinggi, Ciputat, South Tangerang, on Friday Morning. Didi's niece Muthia Kautsar said that Didi, who starred in a number of comedy and drama films in the 1980s and 1990s, collapsed and lost consciousness when attending an expo in Milan, Italy, recently.

"He just arrived home on May 10 after attending the exhibition. In that city, he collapsed and lost consciousness and returned home in a wheelchair," she said.

On Tuesday, Didi was taken to Bandung for treatment. Muthia said no diseases were detected but he died on Friday. Didi's body is laid out in his residence on Jl. Bambu Apus in Sasak Tinggi, Ciputat, South Tangerang. It has yet to be decided when and where he will be buried.

D - 10 L 20 L 19 P - 19 S - 19

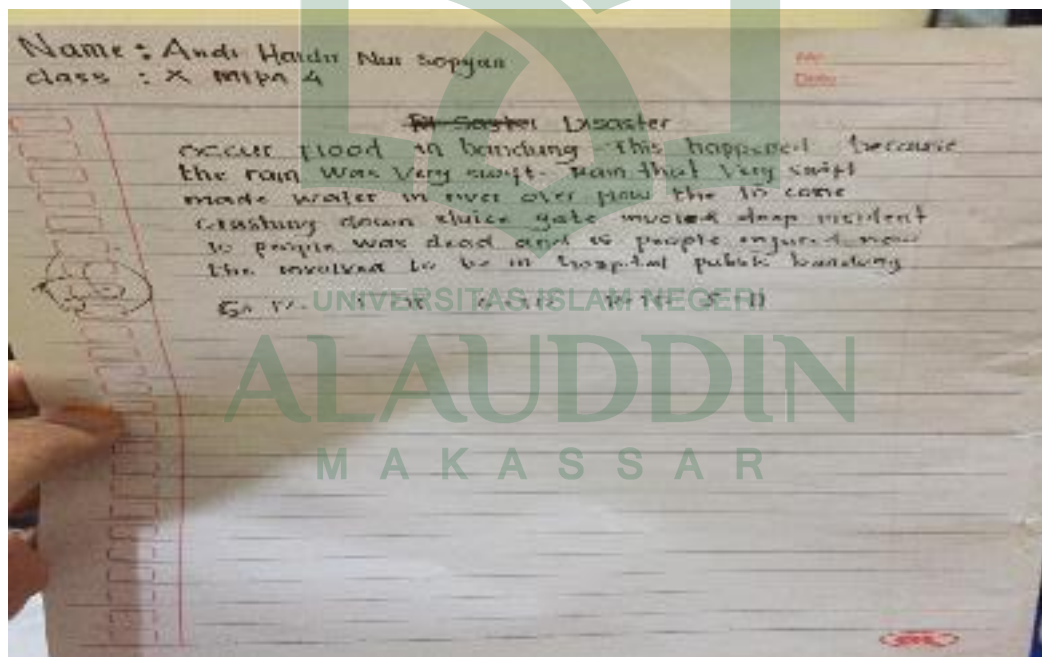
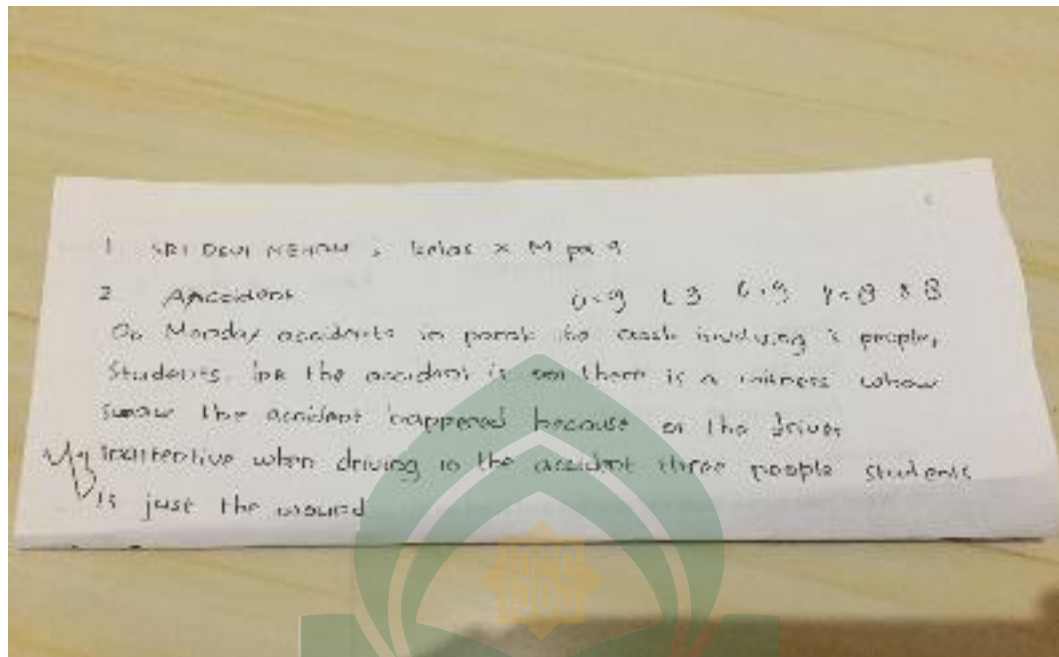
Nama : Nirwana
 Kelas : X mipa 3
 Nis : 174249

Indonesian Maid Beheaded

As Indonesian house maid has been executed in Saudi Arabia after being convicted of killing her ~~owner~~ employer, the Saudi interior minister said. The woman was beheaded in the Southern Asir province in what was the second execution in the country. The maid was earlier found of suffocating her female boss and other serious crimes can carry the death penalty in the conservative desert kingdom. Last year, Saudi Arabia, which follows a strict interpretation of Syrian Islamic law executed more than 130 people.

O = 19 L = 19 G = 18 P = 19 S = 17

Controlled Class (Pre-test)



Controlled Class (Post-test)

1. Name : Aulia Fitriani Syam
 Class : X MIPA 4
 NIS : 174216

0-17 L=11 6-16 P=16 5-15

2. Fire

Has occurred fire in Botangmaka on the day Tuesday, May 8, 2018.
 This accident happened due to short circuit of electric current.
 According to residents, no victims but, one house burned out.

3. Corruption

4. Setya Murnito is parliamentary speaker and head of the influential Golkar party. He plays a central role in a massive corruption scandal involving a electronic identity card project. It alleged (She) is among a group of legislators and businessmen that siphoned off millions from the project. Indonesia 70 m in state. After repeatedly dodging calls to be questioned by Indonesia's Corruption Eradication Commission (KPK), a warrant for arrest on Wednesday evening.

UNIVERSITAS ISLAM NEGERI
ALAUDDIN
 MAKASSAR

STUDENT'S WRITTEN NEWS ITEM

Here, some examples of the students' written news item texts using theme/rheme in authentic form with the pattern (zig-zag). To show the zigzag pattern, the students' written news items were analyzed by breaking down into clauses and sign the zigzag pattern.



Nama : Paulina

Class : X MIPA 3

* Contoh NEWS ITEM

Actor Didi Palat dies aged 58

Veteran actor Didi Widiastmoko, popularly known as Didi Palat, died at the age of 58 at his residence in Satek Tinggi, Ciputat, South Tangerang, on Friday Morning. Didi's niece Muthis Kusnoso said that Dedi, who starred in a number of comedy and drama films in the 1980s and 1990s, collapsed and lost consciousness when attending an expo in Milan, Italy, recently.

"He just arrived home on Friday after attending the exhibition, in that city, he collapsed and lost consciousness and returned home in a wheelchair," she said.

On Tuesday, Didi was taken to Buncung for treatment. Muthis said no diseases were detected but he died on Friday. Didi's body is laid out in his residence on Jl. Bembur Apus in Satek Tinggi, Ciputat, South Tangerang. It has yet to be decided when and where he will be buried.

D = 10 L = 20 L19 P = 19 S = 19

UNIVERSITAS ISLAM NEGERI

ALAUDDIN

You'll never know till you have tried

MAKASSAR

Actor Didi Petet dies aged 58

Veteran actor —————> Didi Widiatmoko Popularly known as Didi Petet

Died —————> at the age of 58 at his residence in Sasak Tinggi, Ciputat, south Tangerang, on Friday morning.

Didi's niece —————> Muthia Kautsar said That Didi, who st who starred in a number of comedy and drama films in the 1980s and 1990s, collapsed and lost consciousness when attending an expo in Milan, Italy, recently.

He —————> just arrived home on May 10 after attending the exhibition.

In that city —————> he collapsed and lost consciousness and returned home in a wheelchair," she said.

On Tuesday —————> Didi was taken to Bandung for treatment.

Muthia said —————> no diseases were detected but he died on Friday.

Didi's body —————> is laid out in his residence on Jl. Bambu Apus in Sasak Tinggi, Ciputat, South Tangerang. It has yet to be decided when and where he will be buried.

Nama : Nurwani

Kelas : X mipa 3

Nis : 174249

Indonesian Maid Beheaded

92
An Indonesian house maid has been executed in Saudi Arabia after being convicted of killing her ~~room~~ employer, the Saudi interior minister said. The woman was beheaded in the Southern Asir province in what was the second execution in the country. The maid was earlier found of suffocating her female boss and other serious crimes can carry the death penalty in the conservative desert kingdom. Last year, Saudi Arabia, which follows a strict interpretation of Shariah, Islamic law executed more than 130 people. (BBC News)

D = 10 L = 19 G = 18 P = 19 S = 17

UNIVERSITAS ISLAM NEGERI

ALAUDDIN

MAKASSAR

Indonesian Maid Beheaded

An Indonesian housemaid —————> has been executed in Saudi Arabia after being convicted of killing her employer, the Saudi Interior Minister said.

The Woman —————> was beheaded in the Southern Asir province in what was the second execution in the country.

The maid —————> was earlier found of suffocating her female boss and stealing her jewellery.

Rape, murder —————> can carry the death penalty in the conservative desert kingdom.


Last year, Saudi Arabia —————> which follow a strict interpretation of Syaria , Islamic law more than 130 people

APPENDIX XI

Documentation

















UNIVERSITAS ISLAM NEGERI
ALAUDDIN
M A K A S S A R

CURRICULUM VITAE



The researcher, Rafidah Rahman was born on October 1, 1996 in Batangmata, Selayar Regency, South Sulawesi, Indonesia. She has one brother. She is the first children of Abdul Rahman and Bau Ratang. She started her education in 2002 at Elementary school SDN Center Batangmata and graduated in 2008. She continued her study in SMP Negeri 1 Bontomatene and graduated in 2011. And then She continued her study in SMAN 2 Selayar and graduated in 2014. In the same year she was accepted in English Education Department of Tarbiyah and Teaching Science Faculty of Alauddin Islamic state University of Makassar. She also ever joins in organization named New Generation Club.