


**THE CORRELATION BETWEEN EMOTIONAL SPIRITUAL QUOTIENT
(ESQ) AND THE STUDENTS ACHIEVEMENT IN ENGLISH AT THE
ELEVENTH GRADE IN SENIOR HIGH SCHOOL MAN 2 SOPPENG**



A THESIS

Submitted in Partial Fulfillment of the Requirements for the Degree
of Sarjana Pendidikan (S.Pd) of English Education Department of
Tarbiyah and Teaching Science Faculty of Alauddin
State Islamic University of Makassar

By:

UNIVERSITAS ISLAM NEGERI
ALAUDDIN
M A K A S S A R
AMRIAH
Reg. Number: 20400113030

**ENGLISH EDUCATION DEPARTMENT
TARBIYAH AND TEACHING SCIENCE FACULTY
ALAUDDIN STATE ISLAMIC UNIVERSITY OF MAKASSAR
2017**

PERNYATAAN KEASLIAN SKRIPSI

Dengan penuh kesadaran, penulis yang bertanda tangan di bawah ini:

Nama : **AMRIAH**
NIM : 20400113030
Tempat/Tgl. Lahir : Welonge , 08 Oktober 1994
Jur/Prodi/Konsentrasi : Pendidikan Bahasa Inggris
Fakultas/Program : Tarbiyah dan Keguruan
Alamat : Jln. Sultan Alauddin III
Judul : *"The Correlation between Emotional Spiritual Quotient and Students achievement in English at Eleventh Grade in senior High School MAN 2 Soppeng"*

Menyatakan dengan sesungguhnya dan penuh kesadaran bahwa skripsi ini benar adalah hasil karya sendiri. Jika di kemudian hari terbukti bahwa ia merupakan duplikat, tiruan, plagiat, atau dibuat oleh orang lain, sebagian atau seluruhnya, maka skripsi dan gelar yang diperoleh karenanya batal demi hukum.

Samata Gowa, 9 Februari, 2018
Penulis,

UNIVERSITAS ISLAM NEGERI
ALAUDDIN
MAKASSAR
Amriah
NIM. 20400113030

PERSETUJUAN PEMBIMBING


Pembimbing penulisan skripsi saudara, **Amriah**, NIM : 20400113030, mahasiswa Jurusan Pendidikan Bahasa Inggris pada Fakultas Tarbiyah dan Keguruan UIN Alauddin Makassar, setelah dengan seksama meneliti dan mengoreksi skripsi yang bersangkutan dengan judul *“The Correlation between Emotional Spiritual Quotient and Students Achievement in English at Eleventh Grade in Senior High School MAN 2 Soppeng Regency”* memandang bahwa skripsi tersebut telah memenuhi syarat-syarat ilmiah dan dapat disetujui untuk diajukan ke sidang munaqasyah.


Demikian persetujuan ini diberikan untuk proses selanjutnya.

Samata Gowa, 23 November, 2017

Pembimbing I

Pembimbing II


Dr. H. Erwin Hafid, Lc., M.Th.I., M.Ed.
NIP. 197409122000031002


Dahniar, S.Pd., M.Pd.
NUPN. 9920100353

UNIVERSITAS ISLAM NEGERI
ALAUDDIN
M A K A S S A R

PENGESAHAN SKRIPSI

Skripsi yang berjudul, “**The Correlation between Emotional Spiritual Quotient and the Students achievement in English at Eleventh Grade in senior High School MAN 2 Soppeng**”, yang disusun oleh **Amriah**, NIM: 20400113030, mahasiswa Jurusan Pendidikan Bahasa Inggris pada Fakultas Tarbiyah dan Keguruan UIN Alauddin Makassar, telah diujikan dan dipertahankan dalam sidang munaqasyah yang diselenggarakan pada hari Selasa, Tanggal **12 Februari 2018** bertepatan pada Tanggal **26 Jumadil Awal 1439 H**, dinyatakan telah dapat diterima sebagai salah satu syarat untuk memperoleh gelar Sarjana Pendidikan (S.Pd) pada Fakultas Tarbiyah dan Keguruan, Jurusan Pendidikan Bahasa Inggris dengan beberapa perbaikan.

Samata - Gowa, 12 Februari 2018
26 Jumadil Awal 1439 H.

DEWAN PENGUJI

(SK.Dekan No. Tertanggal 12 Februari 2018)

Ketua	: Dr. Hamka Ilyas, M.Th.I	(.....)
Sekretaris	: Sitti Nurpahmi, S.Pd., M.Pd.	(.....)
Munaqisy I	: Dr. Kamsinah, M.Pd.I	(.....)
Munaqisy II	: Dra. St. Nurjannah Yunus Tekeng, M.Ed., M.A.	(.....)
Pembimbing I	: H. Erwin Hafid, Lc., M.Th.I., M.Ed.	(.....)
Pembimbing II	: Dahniar, S.Pd., M.Pd.	(.....)

UNIVERSITAS ISLAM NEGERI RI
ALAUDDIN
M A K A S S A R

Mengetahui :
Dekan Fakultas Tarbiyah dan Keguruan
UIN Alauddin Makassar, *u*

Amri
/ Dr. H. Muhammad Amri, Lc., M.Ag.
NIP: 19730120 200312 1 001

ACKNOWLEDGEMENTS

Alhamdulillah Rabbil Alamin, the researcher would like to express his deepest gratitude to the Almighty Allah SWT. who has been giving mercies, blessings, inspiration and good health all the time to conduct the writing of this thesis. Also, Salawat and Salam are delivered to our great prophet Muhammad SAW who has brought us from the darkness into the lightness.

During the writing of this thesis, the researcher received much assistance from a number of people for their valuable guidances, corrections, suggestions, advices and golden supports. Without them, the writing of this thesis would have never been possible completed especially for the researcher's beloved parents who always give attention to their children and their strong motivation both material and spirit until the completing of this thesis. In addition, the researcher would like to express the greatest thankful and appreciation for those people, they are:


1. **Prof. Dr. H. Musafir Pababbari, M. Si.** as the Rector of Alauddin State Islamic University (UIN) of Makassar.
2. **Dr. H. Muhammad Amri, Lc., M. Ag.** as the Dean of Tarbiyah and Teaching Science Faculty of Alauddin State Islamic University (UIN) of Makassar. **Dr. Kamsinah, M. Pd. I.** and **Sitti Nurpahmi, S. Pd., M. Pd.** the Head and the Secretary of English Education Department of Tarbiyah and Teaching Science Faculty of Alauddin State Islamic University (UIN) of Makassar.

3. **Dr. H. Erwin Hafid, Lc., M. Th.I, M. Ed. And Dahniar, S.Pd., M.Pd.** the first and the second consultants for their guidances, supports, suggestions and advices during the writing of this thesis.
4. The most profound thanks to all lecturers of English Department and all staffs of Tarbiyah and Teaching Science Faculty for their help, support, and guidance during the writer has been studying at Alauddin State Islamic University (UIN) of Makassar.
5. The researcher beloved brother and sisters, **Amriah, Mursidi, and Deli Susanti** for their patient, prayers, and motivation during his study.
6. The researcher classmates in English Education Department **PBI 1 and 2 (2013), Andi Alifia Humairah Hamzah, Nurdiana, Nursida,** and all friends who could not be mentioned one by one. Thanks for the friendship and suggestions to this research.
7. The researcher beloved friends from elementary school until high school, for the friendship, love, knowledge, support, and time they have provided unconditionally.
8. All student's of Eleventh grade at MAN 2 Soppeng who accept me to conducted my research in their class.
9. Everyone who has helped the researcher, not only in the making of this thesis, but through the ups and downs of his university life. The researcher could not mention them one by one. The researcher can say is the researcher could not be more grateful for their contribution. May Allah bless them all.

The researcher does realize that this thesis is still far from being perfect and still needs more improvement to get better result, so that corrections, suggestions and advices are always expected. The researcher, therefore, welcomes all kinds of corrections suggestions, and advices for a better writing. Hopefully, this thesis can give usefulness for the development of English teaching-learning.

Finally, willingly the researcher prays may all our efforts be blessed by Allah SWT. Aamiin.

Samata Gowa, 8 Februari, 2018
The researcher


Amriah
NIM: 20400113030



UNIVERSITAS ISLAM NEGERI
ALAUDDIN
M A K A S S A R


LIST OF CONTENTS

Page		
	TITLE PAGE	i
	PERNYATAAN KEASLIAN SKRIPSI.....	ii
	PERSETUJUAN PEMBIMBING.....	iii
	PENGESAHAN SKRIPSI	iv
	ACKNOWLEDGEMENTS	v
	LIST OF CONTENTS	vii
	LIST OF TABLES	ix
	LIST OF APPENDICES	x
	ABSTRACT	xi
CHAPTER I.	INTRODUCTION.....	1-7
	A. Background	1
	B. Research Problem.....	4
	C. Research Objective.....	4
	D. Research Significances.....	5
	E. Research Scope.....	6
	F. Operational Definition of Terms.....	7
CHAPTER II.	REVIEW OF RELATED LITERATURE	8-17
	A. Previous of Related Research Findings.....	8
	B. Some Pertinents Ideas.....	10
	1. Emotional Spiritual Quotient	10
	2. Learning Achievement	14
	1. Learning	16
	2. The Results of study.....	16
	C. Hypothesis.....	17

CHAPTER III. RESEARCH METHOD	18-25
A. Research Methode	18
B. Population and Sample	19
C. Research Instrument	20
D. Prosedure of Collecting Data	22
E. Technique of Data Analysis.....	23
1. Percentage	23
2. Correlation Product Moment.....	25
CHAPTER IV. FINDINGS AND DISCUSSION	26-41
A. Findings.....	26
1. Emotional Spiritual Quotient (ESQ) at elevent grade in senior high school of MAN 2 Soppeng.....	26
2. Student Achievement in English at elevent grade in senior high school of MAN 2 Soppeng	37
3. The Significant Correlation between Emotional Spritual Quotient and Student achievement in English at elevent grade in senior high school of MAN 2 Soppeng.....	37
B. Discussion.....	39
CHAPTER V. CONCLUSION AND SUGGESTION	42-44
A. Conclusions	42
B. Suggestions.....	43
BIBLIOGRAPHY	45
CURRICULUM VITAE.....	47
APPENDICES	48

· LIST OF TABLES

	Page
Table 1	Answer Score to Every Question.....21
Table 2	The Coefficient Correlation Score.25
Table 3	Questionnaire Emotional Quotient27
Table 4	Questionnaire Spiritual Quotient32



LIST OF APPENDICES

	Page
Appendix 1	Instrument Questionnaire47
Appendix 2	Interview51
Appendix 3	Student Documentation..... 52
Appendix 4	Detailed Data Percentage54
Appendix 5	Detailed Questionnaire Score62
Appendix 6	Detailed Students Learning Achievement Score64
Appendix 7	Correlation Product Moment65
Appendix 8	Product Moment Table66



ABSTRACT

Name : Amriah
Reg. Number : 20400113030
Title : *The Correlation between Emotional Spiritual Quotient and Students Achievement in English at Eleventh Grade in Senior High School MAN 2 Soppeng.*
Consultant I : Dr. H. Erwin Hafid, Lc., M.Th.I., M.Ed.
Consultant II : Dahniar, S.Pd., M.Pd.

This study aimed to find and describe the relationship between Emotional Spiritual Quotient hypothesis (variable x) and their learning achievement (variable y). This study was conducted at the Eleventh Grade of MAN 2 Soppeng. The population in this study was all of the first-semester students in the academic year 2016/2017 which consisted 112 students, and the sample taken was 20 students by using random sampling. The method which was used in this study was the quantitative method with the Correlational Design. The researcher used the instruments to obtain the data by using questionnaire and report score. The scores from both instruments were calculated and analyzed by using statistical procedure of Product Moment Correlation to know whether there was a correlation between the two variables or not.

The researcher concluded that the ESQ of the students of class XI.IPA.1 is very little because of the result was presented in (r_{xy}) value obtained only 0.28, whereas to get high ESQ the (r_{xy}) value is 0.90 to 1.00, and then about the student achievement, the researchers concluded that the results of student learning class XI.IPA.1 taken from the value of the report card has the lowest value of 79 and the highest score 91, means that learning outcomes in their English lesson is good.

The result showed that there was a little if any correlation, with the index value of correlation coefficient (r_{xy}) of 0.28. Furthermore, the hypothesis testing showed that the index value of correlation coefficient (r_{xy}) of 0,28 was lower than the index value of correlation coefficient of the Product Moment table (r_t) of 0,378 which meant that the null hypothesis (H_0) was rejected and alternative hypothesis (H_1) was accepted. In conclusion, there was a little if any correlation between the two variables.

Therefore, Emotional Spiritual Quotient does not have a big impact on student achievement due to several aspects. Emotional spiritual Quotient is the relationship between student and teacher while the spiritual quotient is the relationship between the student and God. The first aspect to be the factor is the students' lack of psychology and the lack of understanding of ESQ therefore the relationship and learning outcomes can only be a little.

Based on the findings mentioned above, the researcher suggests that the English teacher could give an introduction about the importance of having good morals included with science because morals and science is very important for their future.

CHAPTER I

INTRODUCTION

This chapter is divided into six main section, namely background, research statements, research objective, research significance, research scope, and operational definition of terms.

A. Background

Language is a tool used to communicate and interact with others, language can also regarded as way to express one's thoughts and feelings. Language not only express the mind only. The role of language is evident in the express aesthetics, feeling sad pleasure in social interaction. In this case they express feelings and not the mind. Because it was a language that has a social role, besides emotional role was to express an idea. According to Syamsuddin (1986: 2), English has two senses. *First*, language a tool used to form the thoughts and feelings, desires and actions, a tool used to influence and be influenced. *Second*, language is a clear sign of personality, good or bad, a clear sign of the family and the nation, a clear sign of the favor of humanity.

Talking about language, language an communication tool used by teacher to interact with each other, to understand each other and to express one's opinion or thoughts. Language is also very closely related to a person's emotional quotient where EQ is a person's ability to communicate in two dimensions, was the direction to the (personal) and directions to the outer (interpersonal). Personal communication was carried out by someone on himself. It was useful to cultivate self-awareness (self-awareness), acceptance of self (self-acceptance), reward

yourself (self-respect), and temperance (self-mastery). For example, when we expect the father to buy mobile phones, but the father would not consent. On the issue of personal EQ we play, how much self-awareness of the benefits of mobile phones towards us. Then when we realized that the benefits are very small, we begin to accept the decision of the father. By accepting it anyway, we will not feel as sad though our friends have mobile phones.

Ary Ginanjar (2001) says that to be a person that is not enough if it is not equipped with a SQ, SQ is a person's ability to understand the meaning of life. This concerns the relationship with the gods. Therefore in the book Ary Ginanjar combines SQ and EQ become ESQ. ESQ is an abbreviation of Emotional Spiritual Quotient which is a combination of EQ and SQ, namely the merger between emotional intelligence and spiritual control. Definitions, Emotional Spiritual Quotient (ESQ) Model is a model person's ability to give Spiritual Sense of the Thought, Behavior / moral and activities, as well as able to synergize IQ (Intelligent Quotient), which consists of IQ Logic / Think and IQ Financial / Intelligence ends meet / finance, EQ (Emotional Quotient) and SQ (Spiritual Quotient) comprehensively. The benefits that can be achieved it is between Horizontal relationship (human to human) and Vertical (human and God).

ESQ also can make us more confident in performing an action. This is a reason why researcher chose to study the relationship between ESQ and students achievement in English, because the researcher want to know how the balance between the learning of students with ESQ. And why the researcher choose a school that labeled Islam because the researcher think the school is already an

underlying religious instruction which they have so that this research will be much easier because their students have knowledge about spiritual quotient.

In a vulnerable time and a long history, humans have very highly praised the ability of the brain and reasoning power (IQ). Thinking ability is regarded as excellent, while the potential of the other forgotten, mindset and worldview that has spawned so educated man with a smart brain but the attitude, behavior and lifestyle is in stark contrast with his intellectual capabilities. Many people are smart academic but failed in work and social life. They have a split personality (split personality). Where no integration between the brain and the liver. The condition of the stretcher in turn led to a multi-dimensional crisis that is very alarming. Weak awareness of morals, manners, concern for one another, and the rise in drug use, also indicates that the existing education has not shown success. That phenomenon has awakened experts that a person's success is not only determined by the ability of the brain and the power of thought alone, even more determined by emotional intelligence (EQ) and spiritual intelligence (SQ). This is a reason why the researcher want to know is there significant “Correlation between Emotional Spiritual Quotient (ESQ) and student achievement in English at second grade of MAN 2 Soppeng”.

B. Research problem

Based on the above problems, the proposed formulation of the problem as follows:

1. How is the Emotional Spiritual Quotient (ESQ) at eleventh grade in senior high school of MAN 2 Soppeng?

2. How is the Achievement in English at eleventh grade in senior high school of MAN 2 Soppeng?

3. Is there significant Correlation between Emotional Spiritual Quotient (ESQ) and student achievement in English at eleventh grade in senior high school of MAN 2 Soppeng ?

C. Research Objective

Based on the problem statements above, the aim of the researcher provided three research objectives as follows:

1. To know how the Emotional Spiritual Quotient (ESQ) at eleventh grade in senior high school of MAN 2 Soppeng.

2. To know how the Achievement in English at eleventh grade in senior high school of MAN 2 Soppeng.

3. To recognize is there significant Correlation between Emotional Spiritual Quotient (ESQ) and student achievement in English at eleventh grade in senior high school of MAN 2 Soppeng.

D. Research Significance

There are some significances of this research: theoretical significances and practical significance. The expected benefits of this research both theoretical and practical significances are:

1. Theoretical Significance

The result of this research was give some of knowledge that learning requires not only need Intellectual (IQ) but also influenced by emotional and spiritual

quotient which is owned students. Because to develop an emotional intelligence and optimize a role in student success both in school and in the surrounding neighborhood, then recommend to the school, especially teacher in order to incorporate emotional intelligence in presenting the material and engage students in the learning process. With ESQ individual is able to identify and reach and deal with feelings of others effectively.

2. Practical significant

There are some practical significant of this research: for teacher, for students, and for researcher.

a. For teacher

The researcher give information to teachers that Emotional intelligence and Spiritual intelligence is very important to development of learners. To better improve loyalty and its role as a model for the students. Further improve insight and religious nature of scientific knowledge in order to become the ideal teacher-based education in the application of multiple intelligences. More creative and active in applying the learning system based on multiple intelligences. Being able to make innovations in the learning process. Teachers are in demand to be a mentor is not just a instructor in directing students to do things that are positive.

b. For student

The researcher give more information to students when study not only use IQ but also need Emotional Spiritual Quotient (ESQ). Because the third part is what will bring generations of successful and beneficial to the world and the hereafter.

c. For researcher

The researcher give information to someone that having a good Emotional Spiritual Quotient (ESQ) also very important in life. The researcher as future teachers or educators should enrich the knowledge and knowledge of modern and holistic education. Being able to create innovative works in applying active learning, creative and educative.

E. Research Scope

This research focused on Correlation between Emotional Spiritual Quotient and Student Achievement in English. The scope of Emotional Spritual that the reseacher give is questionnaire to know about Emotional Spiritual Quotient students, and connect with their achievement especially in English at eleventh Grade in senior high school MAN 2 Soppeng.

F. Operational Definition of Key Terms

These are a few operational definitions of important words in this research in order to avoid misunderstanding. They are:

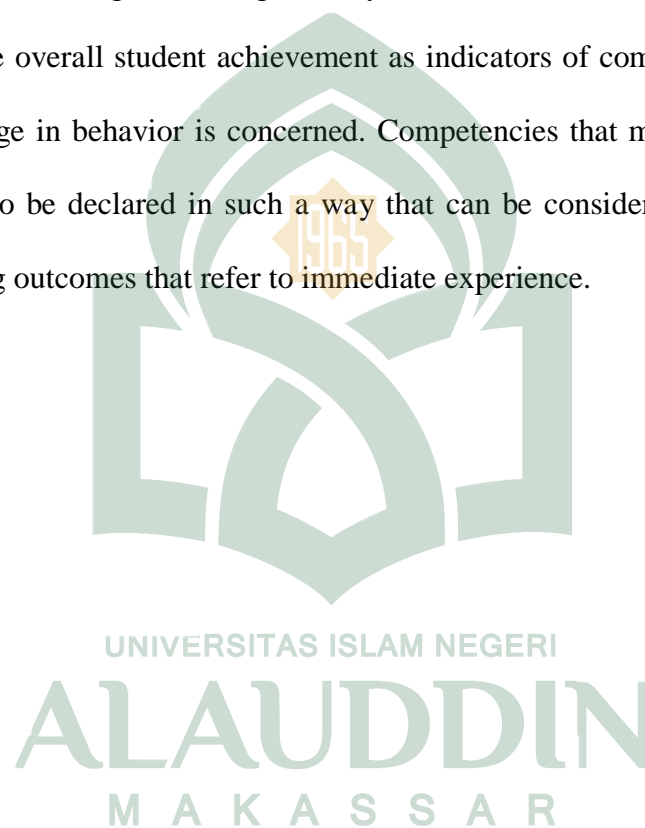
1. Emotional Spiritual Quotient

Emotional Spiritual Quotient (ESQ) is a combination between the two intelligence, emotional intelligence and spiritual intelligence, emotional intelligence is how the relationship between humans and humans, then spiritual intelligence is man's relationship with God. And the religious said that, hablulminannas and hablulminallah. Toto Tasmoro (2001 :46) stated that Emotional intelligence teaches about integrity, honesty, commitment, vision, creativity, resilience mental, wisdom and self-mastery, therefore EQ teaches how

man can act on him, intra personal, self-awareness, self-motivation, self-regulation, interpersonal such as empathy ability to understand other people from social skill that allows everyone to manage conflicts with other people as well.

2. Student Achievement

Student achievement is a process to acquire the skills, abilities, forming attitudes and increasing knowledge. Mulyasa (2008) stated that of learning outcomes is the overall student achievement as indicators of competence and the degree of change in behavior is concerned. Competencies that must be mastered students need to be declared in such a way that can be considered as a form of student learning outcomes that refer to immediate experience.



CHAPTER II

REVIEW OF RELATED LITERATURE

This chapter was divided into four main section, namely review of related, pertinent idea, and hypothesis.

A. Literature Review

1. Previous of Related Findings

There are some researches which have been conducted relating to the Correlation between Emotional Spiritual Quotient and Student achievement in English:

Irfan Mashuri (2014) in his research “*Konsep ESQ (Emosional Spiritual Quotient) Dalam Membentuk Karakter Religius Peserta Didik*” found that With ESQ, the basic value of life will be form a good attitude such as honest, discipline, responsible, team work, justice, care, visionary, respect, love, and no hating with other religion and tribe.

Dwi Gitawaty (2010) in her research “*The correlation between the Students Learning Motivation and their Achievement in English*” found that the conclusion of this thesis was there was no significant correlation between students learning motivation and learning achievement in English. The conclusion shows that the students with lower motivation do not always get lower score in English achievement and the students with higher motivation do not guarantee that they got higher score in English achievement.

Amalia sawitri wahyunengsi (2004) in her research “*The correlation between EQ and students achievement*” found that the conclusion was a relationship between emotional intelligence and student achievement in class II SMU Lab

School, East Jakarta. Her conclude that to develop an emotional intelligence and optimize a role in student success both in school and in the surrounding neighborhood, then recommend to the school, especially teacher in order to incorporate emotional intelligence in presenting the material and engage students in the learning process.

Muh Zulkifli (2015) "*Pengaruh kecerdasan Emotional dan kecerdasan Spiritual terhadap prestasi hasil belajar Aqidah akhlak*" found that the conclusion was there significant between Emotional spiritual Quotient and student achievement in Aqidah Akhlak. Because in the world of education in the learning process teachers must balance between ESQ againt student learning outcomes.

Based on the explanation above, the researcher concludes that there were several opinions about the relationship between ESQ and students achievement. Over there that said all three highly significant correlation, another found no relationship between these variables. The equation on the research above to improve students learning outcomes that focus not only on the intelligence, but also focus on three aspects: IQ, EQ, and SQ while research in above only focus on intelligence alone, Dwi Gitawaty (2010) found that the thesis is there is no significant correlation between students learning motivation and learning achievement in English. From above there were some researchers found a correlation between ESQ and student achievement while Dwi Gitawati found no correlation between variable one and two. Therefore the researcher used ESQ to see the results of student learning, whether with these three aspects there are correlation between ESQ and students achievement or not. And then The

researcher used several instruments that documentation, interviews and questionnaire to find the relationship between ESQ and student achievement, because researcher think that, the IQ of the students are not enough without the EQ and SQ.

B. Some Pertinent Ideas

a. Emotional Spiritual Quotient (ESQ)

ESQ (Emotional spiritual quotient) was a method soul that combines the two elements of intelligence, emotional intelligence (EQ) and spiritual intelligence (SQ) by utilizing the power of the power of the subconscious mind, known as the inner voice (God Spot) (Ary Ginanjar Agustian, 2007: 12. God spot beginning discovered by the psychological research and nerves, and more recently again discovered in 1997 by neurologist VS Ramachandran and his team from the California University who discovered the existence of god spot in the human brain. Wolf singer (1994) also showed neural processes in the human brain that, was concentrated on the effort to unite and life experience, which was a neural network that literally "bind" the human experience together to live more meaningful. at god spot there was actually the deepest human nature (Ary Ginanjar, 2007). According to Gina ESQ he in fact was the application of the principles of Islam and the pillars of faith bowing.

Definition of a good EQ information not only through the senses alone but there are other sources from within himself the voice of conscience was the beginning of the most authentic human attitude, namely honesty, beliefs and principles of truth. (Toto Tasmara, 2001: 46). The substance of emotional intelligence was the

ability to feel and understand and then addressed humanely. People who were its good EQ can understand the feelings of others, can read express or implied capture verbal and non-verbal all this understanding will lead people to behave in accordance with the needs and demands of its environment.

Emotional intelligence teaches about integrity honesty commitment, vision, creativity, resilience mental, wisdom and self-mastery, therefore EQ teaches how man can act on him (intra personal) confident (self-awareness) self-motivation (self-motivation) arrange themselves (self-regulation) and relate to others (interpersonal) such as empathy ability to understand other people from social skill that allows everyone to manage conflicts with other people as well. EQ was absolutely necessary for someone to be able to understand themselves, others and their environment, namely persons who were capable of human relationships with others well. EQ human presence was not enough; it must be balanced with the SQ. Ary Ginanjar Agustian (2007: 57) said that, spiritual intelligence was the ability to worship gives meaning to any behavioral activity of rare-step through and nature toward. Meanwhile, according to Toto Tasmara (2001: 49) defines spiritual intelligence was to listen to the voice of conscience, good, bad and moral sense in how to put yourself out of the association. Danah Zahar and Lan Marshal (2008) found spiritual intelligence is the intelligence to deal with the problem of meaning or value (value), the intelligence to put the behavior and life in the context of a broader meaning and rich, intelligence to judge that the action or the way a person's life was more meaningful than another. SQ was a necessary foundation for use IQ and EQ effectively. Even SQ was our intelligence. Ary Ginanjar (2001)

reveals that the spiritual is the foundation for the growth of self-esteem, values, morals, and a sense of belonging. He gave directions and and give meaning to our lives on the believe of the existence of non-physical strength that, was greater than the strength of ourselves. From the description can be defined spiritual intelligence was the ability of the potential of every human being was conscience that makes him able to realize and determine the meaning, values, morals, and love for power greater than our fellow creatures.

a.) Intelligence Quotient (IQ)

IQ stands for Intelligence Quotient, which means the size of intelligence capability, analysis, logic, and the ratio of a person. IQ was a term human intelligence in the ability to reason, plan something, the ability to solve problems, learn, understanding ideas, thinking, use of language and more. Presupposes that IQ was the innate ability that is absolute and cannot be changed was a myth (aka misguided), because modern research proves that the ability of a person's IQ can be increased from the learning process. This intelligence was not standard for any one thing, but for a lot of things.

a.) Feature Behavior Intelligence

- 1.) Problem faced a new problem for the concerned.
- 2.) Goals and economical / efficient.
- 3.) Problem Containing levels of difficulty.
- 4.) Often using abstraction.
- 5.) Concentration of attention.

b.) Emotional Quotient (EQ)

Intelligence emotional was the ability to control oneself, passion and perseverance, and the ability to motivate yourself and endure frustration, the ability to control impulses and emotions, not exaggerating pleasure, set the mood and keep the load stress does not overwhelm the capacity to think, to read the innermost feelings of others, and pray, to maintain relationships with as much as you, the ability to resolve conflicts and to lead themselves and the surrounding environment.

a.) Aspects of EQ

- 1.) The ability of self-awareness.
- 2.) The ability to manage emotions.
- 3.) Ability to motivate themselves.
- 4.) The ability to control the emotions of others.
- 5.) The ability to relate to others (empathy).

b.) The behavior of Intelligent Emotional

- 1.) Respect other people's negative emotions.
- 2.) Tolerance to face negative emotions of others.
- 3.) Be aware of and appreciate the emotions themselves.
- 4.) Be sensitive to other people's emotions.
- 5.) Do not confuse the emotions of others.
- 6.) Do not consider cute emotions of others.

c.) High EQ Personality

- 1.) Empathize.
- 2.) Reveal and understand feelings.

- 3.) Controlling anger.
- 4.) The ability to adjust.
- 5.) The ability to solve interpersonal problems.
- 6.) Friendly, faithful, and diligent.

c.) Understanding SQ (Spiritual Quotient)

Spiritual intelligence was not always associated with religion. Spiritual intelligence was the intelligence of the soul that, can help a person build his or her self. Spiritual intelligence comes from the heart, makes us creative when faced with personal problems, and try to see the meaning contained in it, and finish it properly in order to obtain serenity and peace of mind. Spiritual intelligence makes people able to make sense of all of its activities as a way of worship.

a.) Feature from SQ

- 1.) Having principles and a strong vision.
- 2.) Principled truth, justice, and goodness.
- 3.) Able to interpret every side of life.
- 4.) Being able to face the fear.
- 5.) Tend looking at everything that regard.

b. Students Achievement

Learning outcomes are the abilities of a person after he experienced a learning experience. Or learning outcomes can also be interpreted as something that has been done, learned, something that in the study, analyzed, and was invented by someone in a particular field. The result of learning was very important to know how big a benchmark than the ability of learners to activities referred to here was

the ability of the maximum achieved by learners as a result of an activity. Someone have learned has happened behavior, which is relatively fixed and through a certain process. Changes in question here was a positive change that improvements achieved as a result of knowledge gained. The level of learning outcomes demonstrate the quality and extent of lesson material has been discussed by the learners. The development and maturation will happen myself. As a result of the encouragement of the self-learners instinctively.

a.) Learners

Portege or often also called a learner was anyone who receives the influence of a person or group of people who run educational activities. And then in the narrower sense was that, children or immature personally handed over to the responsibility of educators, because the students have several characteristics, including:

- 1.) There has adult personal morality so that they become the responsibility of educators.
- 2.) Still enhance certain aspects of maturity, so it was still the responsibility of the teacher.
- 3.) As humans have basic properties that were he developed in an integrated manner, such as requirements concerning biological, spiritual, social, intelligence, emotion, speech, individual differences and so on.

b.) Learning

Learning was a word that, was familiar to all of society. For those students the word "learn" was the word that are familiar to them, even the part that not

separated from all their activities in taking science both in formal educational institutions as well as in non-formal educational institutions. Djamarah (2008.13) stated that learning was an individual process attempts to obtain a new change in behavior as a whole, as a result of the experience of the individual in interaction with the environment. From the above statement can be concluded that learning is a series of activities and soul to obtain a change in behavior as a result of individual experience in interaction with the environment that cognitive, affective, psychomotor.

c.) The results of study

The result of learning was the ability of the skills, attitudes and skills acquired learner after he received treatment given by teachers so that they can construct knowledge in their daily lives. Learning outcomes are achieved is influenced by two factors namely factor of the self-learners and the factor of external self-learners. Factor of this opinion in question is self-learners factor in its ability changes as proposed by Clark stated that the study of students at the school 70% influenced by the ability of participants vote and 30% of students were influenced by the environment. Likewise factor of self-learners outside the environment of the most dominant form of learning environment. The study of students affected by the ability of learners and the quality of teaching. The quality of teaching in question was owned by a professional teacher. That was the basic ability of teachers in the fields of cognitive (intellectual), field attitude (affective) and the field of behavioral (cognitive).

Of keeping the above opinion, it was the study of students affected by two factors of individual learners in the environment. Thus the learning outcomes are achieved or obtained something to learners thanks to their effort or mind which secure it is expressed in the form of mastery, knowledge, and skills base contained in the various aspects of life so that it looked at individual changes in behavior quantitatively.

C. Hypothesis

H_0 = There was not Correlation between Emotional Spiritual Quotient (ESQ) and student achievement in English.

H_a = There was Correlation between Emotional Spiritual Quotient (ESQ) and student achievement in English.

(Sugiyono, 2015:101)

CHAPTER III

RESEARCH METHOD

The chapter deals with researcher method, population and sample, research instrument, data collection procedures, and data analysis techniques.

A. Research Method

1. Research design

This research was a correlation research. Gay (1987:230) stated that, a correlation research involved collecting data in order to determine whether, and to what degree a relationship between two or more quantifiable variables. This research was intended to determine the correlation between emotional spiritual quotient and student achievement in English.

2. Research variable

Research variable as stated by Sugiono (2013:63) was an attribute or trait or value of people, object, or activities that have a certain variation defined by researchers to learn and then make conclusions about it. The types of research variable were the following.

- a. The independent variable was variable that affect or the cause of the change or emergence of the dependent variable Sugiono (2013:64). The independent variable of this research is Emotional Spiritual Quotient.
- b. The dependent variable was the variable that, affected or which become due, because of the independent variable Sugiono (2013:64). The dependent variable of this research was student achievement.

B. Population and Sample

1. Population

Population is the generalization region consisting of: the object or subject that has certain characteristics and the quantity set by the researchers to be learned and then drawn conclusions Sugiyono (2015: 61). Population is the member of the research subjects. If someone wants to examine all elements within the study area, the research was the study population. Study or research is also called the study population or census studies Arikunto (2013: 173).

The population of research was the students of eleventh grade in senior high school MAN 2 Soppeng. There were 4 classes were IPA 1, IPA 2. And IPS 1, IPS 2 with total number of student were 112 students.

2. Sample

The sample is a member of the chosen or drawn from a population. The amount of sample is determined by the amount of data or observations in the sample. The amount of sample required varies with the purpose of uptake and the level of homogeneity of the population Arikunto (2013: 109). This research used purposive sampling because the studying was already determine by the school system and to made it easy for the researcher as well. The researcher used one class to made it easy to conduct the research was IPA 1. The sample of the research were 20 students.

C. *Research Instrument*

In this research, the researcher gave students some question about ESQ. and used some instrument like documentation, questionnaire, and interview:

1. Technical Documentation

According Sugiyono (2013: 240) stated that, the document was a record of events that had passed. Documents can be in the form of text, images, or the monumental works of a. Documents that form of writing, for example a diary, history of life (life histories), stories, biographies, regulations, policies. Documents in the form of images such as photographs, motion pictures, sketches and others. E.g. documents in works of art, which may include pictures, sculptures, films and others. Studying document is complementary to the use of the method of observation and interviews in qualitative research. The researcher use documentation to take students data especially English subject. Test documentation is obtained from the respective subject teachers were then used to determine the achievement of the students. The documentations of this research were in the form of images and student learning outcomes in the form of the value of report cards.

2. Technical Interview

According Sugiyono (2013: 231) interview was a meeting of two people to exchanged information and ideas through questions and answers. Therefore, it can was constructed meaning in a particular topic. The researcher used interviewing to see ESQ owned by students, for researcher to interview researcher think it easier to know the students and ESQ, because if there was interaction between researcher students. The interview of this research were three part, first motivation, second self-Confidence, and the last anxiety.

3. Technical questionnaire

According Bimo Walgito, 2004 was a list of questions to be answered or done by the respondent or parent / child who wants to be investigated. The researcher used the questionnaire to obtain more accurate data related ESQ owned by students. With ESQ the researcher saw the result of the response from students if students gave a negative or positive response. There are consisted of five choices, they were; (a) SA = Strongly Agree, (b) A = Agree , (c) U = Undecided, (d) D = Disagree, (e) SD = Strongly Disagree. In this questionnaire, it was consisted of two statements categories, those were positive category and negative category. For the positive and negative statements, gave score as follow:

Table 1
Answer Score to Every Questions

	Strongly Agree	Agree	Undecided	Disagree	Strongly Disagree
Positive	1	2	3	4	5
Negative	5	4	3	2	1

Table above explains that the numbers 1 to 5 are the scores for positive questions, while the 5 to 1 score for negative questions. In the stage of questionnaire there are several items in it as in Emotional quotient there self-awareness there are three numbers, Self - management two numbers, motivation there are three numbers, three numbers, three relationship and three relationship

numbers. then spiritual quotient absolute and openness there are three numbers, self-knowledge there are six numbers and spiritual non-dogmatism there are two numbers

Documentation, questionnaire, and interview that used researcher to know about correlation between emotional spiritual quotient and student achievement in English. The researcher gave some test about ESQ, and then the researcher asked score English that student have in teacher. After that, the researcher comparison students achievement three months last with now.

D. Procedure of Collecting Data

To collect the data of thus research. The researcher used third stage to collecting data as follows:

a. Documentation stage

The researcher conducting research directly into the field to collect data, and the most important was to do a survey to the school which a research location. And asked teacher about students learning outcome to be made as documentation. The documentation stage researcher took several test that students everyday daily quiz, exam classmate, was until the report card results or the final score of the students was a few months ago so that researcher can make documentation to comparison between the learning outcomes of students with now.

b. Interview stage

At the interview stage researcher asked several questions about the emotional spiritual quotient to some students. This phase was the researcher want to know about the Emotional Spiritual Quotient which is owned students. Done with the

aim that, researchers know the problems that occur in the field, thus simplifying data collection. Besides preparing research instrument which includes the observation sheets, questionnaires and documents for the data collection process.

c. Questionnaires stage

In this stage the researcher includes in the class to provide some test about ESQ and explained how to fill out the questionnaire. Researchers conveyed the intent and purpose of the researchers conducting this research. Then distributed sheet ESQ questionnaire to measure the ability of learners, as well as retrieve documents at the school in the form of grades learners to see the extent to which the results of their study in subjects especially English.

E. *Technique of Data Analysis*

After collecting data, the researcher analyzed to obtain valid data. There were two techniques of data analyze in this research namely calculating the quantitative data. To analyze the questionnaires, the researcher used the formula as follow:



1. Percentage

Calculate the percentage by used the formula as stated Sudjana in Risda, (2004) as follow:

$$P = \frac{f}{N} \times 100\%$$

Notation :

P : percentage

F : frequency

N : the total of respondent

2. Correlation Product Moment

a. Formula

$$r_{xy} = \frac{n \sum XY - (\sum X)(\sum Y)}{\sqrt{[n \sum X^2 - (\sum X)^2] [n \sum Y^2 - (\sum Y)^2]}}$$

Notation :

X : Score of the questionnaire

Y : Score of the student achievement

$\sum X$: The sum of all the score questionnaire

$\sum Y$: The sum of all the student achievement

n : Total number of subject

$\sum X^2$: The sum of all the square: square each score and add up all the square of questionnaire

$\sum Y^2$: The sum of all the square: square each score and add up all the square of student achievement

$(\sum X)^2$: The square of sum: add up all the score and square the sum, or total of questionnaire

$(\sum Y)^2$: The square of sum: add up all the score and square the sum, or total of student achievement

(Hinkle, D. W., Wiersma, W., & Jurs, S. G. 1988: 108)

- b. The correlation score can also calcifying which falls into five classifications as follow on table 2 :

Table 2
The Coefficient Correlation Score

Classification	Interpreting
0,90 to 1,00	Very high correlation
0.70 to 0,90	High correlation
0,50 to 0,70	Moderate correlation
0,30 to 0,50	Low correlation
0,00 to 0,30	Little if any correlation

(Hinkle,D.W., Wiersma, W., & Jurs, S. G. 1988: 108)

CHAPTER IV

FINDINGS AND DISCUSSION

The chapter dealt with findings and discussion. The result of data analysis was presented in finding and further explanation was presented in discussion.

A. Findings

The findings of this research were taken from the result of the questionnaire and students learning achievement. The data were collected from 20 students of MAN 2 Soppeng which consisted one class XI IPA 1. In order to give clear description of the findings, the researcher explained them as follows:

1. Emotional Spiritual Quotient (ESQ) at eleventh grade in senior high school of MAN 2 Soppeng

It can be concluded that the least ESQ that students have in MAN 2 Soppeng can be influenced by several factors, such as bored factor owned by students and affective factors, and also emotional intelligence itself is not taught specifically in school and not recorded in document report, lesson values or other skills so there is no direct contribution to the improvement of learning achievement. Whereas learners' beliefs about language learning tend to change, not only affecting the overall progress but also the responses to the particular Learning activities on a daily basis and even moments by moment the students' emotional level can change at any time. In addition, some studies also affirm the separation of emotional intelligence from academic intelligence, can find the small relationship or the absence of a relationship between the value of academic

achievement or IQ test and emotional well-being of a person, because people who experience anger or great depression can still feel prosperous if they have compensation in the form of happy or happy moments.

The below is the result of the percentage of Emotional Spiritual Quotient (ESQ) that students have in MAN 2 Soppeng.

a. Emotional Quotient

Table 3

No.	Questionnaire	F/P	SA	AG	UD	DG	SD	Total
1.	<i>I can know more about the deficiencies I have.</i>	F	3	12	5	0	0	20
		P	15%	60%	25%	0%	0%	100%
2.	<i>I always introspect myself.</i>	F	1	17	1	1	0	20
		P	5%	85%	5%	5%	0%	100%
3.	<i>I can understand the cause of the motion.</i>	F	3	12	3	2	0	20
		P	15%	60%	15%	10%	0%	100%
4.	<i>I can manage and control the democracy in any situation.</i>	F	4	8	5	3	0	20
		P	20%	40%	25%	15%	0%	100%
5.	<i>I think the criticism is effective.</i>	F	0	14	4	2	0	20
		P	0%	70%	20%	10%	0%	100%
6.	<i>I was able to motivate and give encouragement to always advance to myself</i>	F	7	10	2	1	0	20
		P	35%	50%	10%	5%	0%	100%

	<i>own.</i>							%
7.	<i>I always have an optimistic attitude (not easily give up) to achieve the goals I want.</i>	F	7	11	2	0	0	20
		P	35%	55%	10%	0%	0%	100%
8.	<i>I'm always excited to improve my achievements.</i>	F	6	13	1	0	0	20
		P	30%	65%	5%	0%	0%	100%
9.	<i>I can visualize what other people feel, like sadness and happiness.</i>	F	3	14	2	1	0	20
		P	15%	70%	10%	5%	0%	100%
10.	<i>I am trying to sound good and to give positive responses (responses).</i>	F	4	13	1	2	0	20
		P	20%	65%	5%	10%	0%	100%
11.	<i>I am trying to understand the interests of others.</i>	F	1	13	6	0	0	20
		P	5%	65%	30%	0%	0%	100%
12.	<i>I have been easy to adapt to other people, even to people who are just familiar.</i>	F	5	11	4	0	0	20
		P	25%	55%	20%	0%	0%	100%
13.	<i>I am trying to maintain good relationships with others.</i>	F	3	14	3	0	0	20
		P	15%	70%	15%	0%	0%	100%
14.	<i>I have a good ability in tying up my network in social relationships</i>	F	2	11	7	0	0	20
		P	10%	55%	35%	0%	0%	100%

Table 3 above shows the rate percentage of score of questionnaire from 20 students, where F/P = Frequency and Percentage, SA = Strongly Agree, AG= Agree, UD = Undecided, DG = Disagree SD = Strongly Disagree.

Questioner Number one (I can know more about the deficiencies I have) shows the rate percentage of score of questionnaire from 20 students, there were 3 (15%) students choose strongly agree, 12 (60%) students choose agree, 5 (25%) students choose undecided, 0 (0%) students choose disagree and none choose strongly disagree. From the percentage above shows that more students who know the advantage and disadvantage, they have in the students who was not know the advantage and disadvantage.

Questioner Number two (I always introspect myself) shows the rate percentage of score of questionnaire from 20 students, there were 1 (5%) students choose strongly agree, 17 (85%) students choose agree, 1 (5%) students choose undecided, 0 (0%) students choose disagree and none choose strongly disagree. It mean that, more students were able introspect their self in comparison who was not.

Questioner number three (I can understand the cause of the motion) above shows the rate percentage of score of questionnaire from 20 students, there were 3 (15%) students choose strongly agree, 12 (60%) students choose agree, 3 (15%) students choose undecided 2 (10%) and the rest 0 (0%) students choose disagree and none choose strongly disagree. It means that, the table of percentage above were that more students were able to understand the Emotional arising from within themselves in comparison.

Questioner number four (I can manage and control the democracy in any situation) above shows the rate percentage of score of questionnaire from 20 students, there were 4 (20%) students chose strongly agree, 8 (40%) students chose agree, 5 (25%) students chose undecided and the rest 3 (15%) students chose disagree and none chose strongly disagree. Meaning of the above research is the student who can control himself in any situation the results are balanced.

Questioner number five (I think the criticism is effective) above shows the rate percentage of score of questionnaire from 20 students, there were 0 (0%) students chose strongly agree, 14 (70%) students chose agree, 4 (20%) students chose undecided and the rest 2 (10%) students chose disagree and none chose strongly disagree. The purpose of the table percentage above is that more people can respond effectively to criticism than those who was not.

Questioner number Six (I was able to motivate and give encouragement to always advance to myself own) above shows the rate percentage of score of questionnaire from 20 students, there were 7 (35%) students choose strongly agree, 10 (50%) students choose agree, 2 (10%) students choose undecided and the rest 0 (0%) students choose disagree and none choose strongly disagree. It mean that, more students were claiming that they are able to provide motivation and encouragement from within themselves in comparison with those who disagree.

Questioner number seven (I always have an optimistic attitude (not easily give up) to achieve the goals I want) above shows the rate percentage of score of questionnaire from 20 students, there were 7 (35%) students choose strongly

agree, 11 (55%) students choose agree, 2 (10%) students choose undecided and the rest 0 (0%) students choose disagree and none choose strongly disagree. It mean that, more students can have an optimistic attitude than those who was not.

Questioner number eight (I'm always excited to improve my achievements) above shows the rate percentage of score of questionnaire from 20 students, there were 6 (30%) students choose strongly agree, 13 (65%) students choose agree, 1 (5%) students choose undecided and the rest 0 (0%) students choose disagree and none choose strongly disagree. It mean that, more students are eager to improve learning achievement than those who was not.

Questioner number nine (I can visualize what other people feel, like sadness and happiness) above shows the rate percentage of score of questionnaire from 20 students, there were 3 (15%) students choose strongly agree, 14 (70%) students choose agree, 2 (10%) students choose undecided and the rest 1 (5%) students choose disagree and none choose strongly disagree. It mean that, in the view from the presentation above that more people who have empathy towards others than those who was not.

Questioner number ten (I am trying to sound good and to give positive responses) above shows the rate percentage of score of questionnaire from 20 students, there were 4 (20%) students choose strongly agree, 13 (65%) students choose agree, 1 (5%) students choose undecided and the rest 2 (10%) students choose disagree and none choose strongly disagree. It mean that, more students were choosing to be good listeners with a positive response than disagree.

Questioner number eleventh (I am trying to understand the interests of others) above shows the rate percentage of score of questionnaire from 20 students, there were 1 (5%) students choose strongly agree, 13 (65%) students choose agree, 6 (5%) students choose undecided and the rest 0 (0%) students choose disagree and none choose strongly disagree. It meant that, from the result of the above research can be said that people who can understand other people more than those who was not.

Questioner number twelve (I have been easy to adapt to other people, even to people who are just familiar) above shows the rate percentage of score of questionnaire from 20 students, there were 5 (25%) students choose strongly agree, 11 (55%) students choose agree, 4 (20%) students choose undecided and the rest 0 (0%) students choose disagree and none choose strongly disagree. It mean that, more people were easy adaptable to others than those who was not.

Questioner number thirteen (I am trying to maintain good relationships with others) above shows the rate percentage of score of questionnaire from 20 students, there were 3 (15%) students choose strongly agree, 14 (70%) students choose agree, 3 (15%) students choose undecided and the rest 0 (0%) students choose disagree and none choose strongly disagree. It mean that, more students can build relationship with other than those who was not.

Questioner number fourteen (I have a good ability in tying up my network in social relationships) above shows the rate percentage of score of questionnaire from 20 students, there were 2 (10%) students choose strongly agree, 11 (55%) students choose agree, 7 (35%) students choose undecided and the rest 0 (0%)

students choose disagree and none choose strongly disagree. It meant that, more people can establish cooperative relationship with others than those was not.

b. Spiritual Quotient

Table 4

No	Questionnaire	F/ P	SA	AG	VD	DG	SD	TOTAL
1.	<i>I am able to synchronize my words and actions.</i>	F	2	10	6	2	0	20
		P	10%	50%	30%	10%	0%	100%
2.	<i>I am a reliable person</i>	F	0	8	11	1	0	20
		P	0%	40%	55%	5%	0%	100%
3.	<i>I always approve of promised promises.</i>	F	1	9	8	2	0	20
		P	5%	45%	40%	10%	0%	100%
4.	<i>I know visi and mission of my life, so that I know the world of my life.</i>	F	3	10	7	0	0	20
		P	15%	50%	35%	0%	0%	100%
5.	<i>I have trained myself to see if, I am blessed.</i>	F	1	12	7	0	0	20
		P	5%	60%	35%	0%	0%	100%
6.	<i>I am thinking of losing someone else, in spite of being self-directed.</i>	F	2	11	7	0	0	20
		P	10%	55%	35%	0%	0%	100%
7.	<i>I always think that whenever I give someone else a chance, I have to maintain myself.</i>	F	5	14	1	0	0	20
		P	25	70	5%	0%	0%	100%

			%	%				
8.	<i>I have not done the act of causing loss or damage to the environment, of nature, and of other living beings.</i>	F	5	11	4	0	0	20
		P	25%	55%	20%	0%	0%	100%
9.	<i>I'm trying to do something good.</i>	F	6	13	1	0	0	20
		P	30%	65%	5%	0%	0%	100%
10.	<i>I am thinking positively in facing the various problems of my life.</i>	F	4	15	1	0	0	20
		P	20%	75%	5%	0%	0%	100%
11.	<i>I've taken the blessings of every event I've experienced.</i>	F	5	14	1	0	0	20
		P	25%	70%	5%	0%	0%	100%

Table 4 above shows the rate percentage of score of questionnaire from 20 students. Where F/P = Frequency and Percentage, SA = Strongly Agree, AG= Agree, UD = Undecided, DG = Disagree SD = Strongly Disagree.

Questioner Number one (*I am able to synchronize my words and actions*) above shows the rate percentage of score of questionnaire from 20 students, there were 2 (10%) students choose strongly agree, 10 (50%) students choose agree, 6 (30%) students choose undecided 6 (30%) and the rest 2 (10%) students choose disagree and none choose strongly disagree. It mean that, seen from the result of the presentation above that the students who have honest attitude and openness were balanced.

Questioner number two (I am a reliable person) above shows the rate percentage of score of questionnaire from 20 students, there were 0 (0%) students choose strongly agree, 8 (40%) students choose agree, 11 (55%) students choose undecided 1 (5%) and the rest 0 (0%) students choose disagree and none chose strongly disagree. It mean that, more students were unable to tune their words and behavior.

Questioner number three (I always approve of promised promises) above shows the rate percentage of score of questionnaire from 20 students, there were 1 (5%) students choose strongly agree, 9 (45%) students choose agree, 8 (40%) students choose undecided 2 (10%) and the rest 0 (0%) students choose disagree and none choose strongly disagree. It means that, more students who did not believe in themselves were reliable or not. It mean that, people who can trust themselves to keep promises or not it has the same or balanced results.

Questioner number four (I know vise and mission of my life, so that I know the world of my life) above shows the rate percentage of score of questionnaire from 20 students, there were 3 (15%) students chose strongly agree, 10 (50%) students chose agree, 7 (35%) students chose undecided and the rest 0 (0%) students chose disagree and none chose strongly disagree. It mean that, the table above shows that many students who can know the vision and mission in comparison that was not.

Questioner number five (I have trained myself to saw if I am blessed) above shows the rate percentage of score of questionnaire from 20 students, there were 1 (5%) students chose strongly agree, 12 (60%) students chose agree, 7

(35%) students chose undecided and the rest 0 (0%) students chose disagree and none chose strongly disagree. It means that, many students can train themselves with their hearts than those who were not.

Questioner number Six (I am thinking of losing someone else, in spite of being self-directed) above shows the rate percentage of score of questionnaire from 20 students, there were 2 (10%) students choose strongly agree, 11 (55%) students choose agree, 7 (35%) students choose undecided and the rest 0 (0%) students choose disagree and none choose strongly disagree. It means that, more students were using their spiritual aspect to solve each other's problems.

Questioner number seven (I always think that whenever I give someone else a chance, I have to maintain myself) above shows the rate percentage of score of questionnaire from 20 students, there were 5 (25%) students choose strongly agree, 14 (70%) students choose agree, 1 (5%) students choose undecided and the rest 0 (0%) students choose disagree and none choose strongly disagree. It means that, from table percentage above can be explained that more people who regret his actions when it harms others.

Questioner number eight (I have not done the act of causing loss or damage to the environment, of other living beings) above shows the rate percentage of score of questionnaire from 20 students, there were 5 (25%) students choose strongly agree, 11 (55%) students choose agree, 4 (20%) students choose undecided and the rest 0 (0%) students choose disagree and none choose strongly disagree. It means that, from table percentage above can be explained that more people are trying to keep the environment and fellow creatures alive.

Questioner number nine (I am trying to do something good) above shows the rate percentage of score of questionnaire from 20 students, there were 6 (30%) students choose strongly agree, 13 (65%) students choose agree, 1 (5%) students choose undecided and the rest 0 (0%) students choose disagree and none choose strongly disagree. From table percentage above can be concluded that students who was good to anyone more than those who was not.

Questioner number ten (I am thinking positively in facing the various problems of my life) above shows the rate percentage of score of questionnaire from 20 students, there were 4 (20%) students choose strongly agree, 15 (75%) students choose agree, 1 (5%) students choose undecided and the rest 0 (0%) students choose disagree and none choose strongly disagree. It mean that, students who are able to face the problem of their life with positive response is more than those who was not.

Questioner number eleventh (I am trying to understand the interests of others) above shows the rate percentage of score of questionnaire from 20 students, there were 5 (25%) students choose strongly agree, 14 (70%) students choose agree, 1 (5%) students choose undecided and the rest 0 (0%) students choose disagree and none choose strongly disagree. It meant that, more students can take lesson from every problem the face.

Questionnaire score is the result of all students' answers obtained from the Questionnaire was given by the researcher. Questionnaire score contains 20 questions that must be answered by students to know the results of the questionnaire. The findings showed the total of students' achievement score was

Emotional Quotient 1100 and Spiritual quotient 853. The highest score was 63 and the lowest was 46 for Emotional Quotient and Spiritual Quotient 51 and the lowest was.

2. Students Achievement in English at Eleventh Grade in Senior high school of MAN 2 Soppeng.

Learning achievement is derived from the last score in the report. This score is expected to reflect their achievement (variable y) more accurately. The findings indicate that the total score of student achievement is 1731. The highest score is 91 and the lowest is 79. It can be concluded that the results of learning English owned by students in MAN 2 Soppeng above average. (*See Appendix 6*).

3. The Significant Correlation between Emotional Spiritual Quotient and Student achievement in English at eleventh grade in senior high school of MAN 2 Soppeng

In this research, to interpret the result of this research, the researcher used statistical method, in which the data were analyzed by using the person product moment formula. Variable X was used to represent the score of students' questionnaire activity and Variable Y used to represent the score of student achievement. Then the hypothesis was tested by using person product moment coefficient correlation. Before analyzing the data, the researcher presented the description of the correlation as follows. (*See Appendix 7*).

In order to find the correlation coefficient, the questionnaire scores (variable x) and students learning achievement (variable y) were calculated by using Product Moment Correlation statistical procedure. The formula as follows:

$$r_{xy} = \frac{n\sum xy - (\sum x)(\sum y)}{\sqrt{\{n\sum x^2 - (\sum x)^2\} \{n\sum y^2 - (\sum y)^2\}}}$$

$$r_{xy} = \frac{20 \cdot 95343 - (1100)(1731)}{\sqrt{\{20 \cdot 61080 - (121000)\} \{20 \cdot 150239 - (2996361)\}}}$$

$$r_{xy} = \frac{1906860 - 1904100}{\sqrt{\{1221600 - 1210000\} \{3004780 - (2996361)\}}}$$

$$r_{xy} = \frac{2760}{\sqrt{\{11600\} \{8419\}}}$$

$$r_{xy} = \frac{2760}{\sqrt{\{97660400\}}}$$

$$r_{xy} = \frac{2760}{9.882,32760}$$

$$r_{xy} = 0,28$$

From the calculation, the index value of correlation coefficient was found to be **0,28**. According to the table of correlation interpretations, this number was not classified into the table of correlation, which meant that there was a little correlation between the two variables.

B. Discussion

After calculating and formulating the results of the score questionnaire and student achievement, in English at Eleven Grade in MAN 2 Soppeng. It can be concluded that, emotional spiritual quotient does not give a big impact for student learning outcomes, The low role of emotional intelligence to learning achievement caused by the many factors that affect learning achievement itself. Learning achievement shows the level of ability of students in following the

program of college in a certain time in accordance with the predetermined curriculum.

Cultural differences in the expression of emotions in a country with other countries can also affect the low intelligence of one's emotions. Expressions of emotions that are considered true in a country may be considered incorrect or inappropriate in another country. Especially in Asia, people are encouraged to harbor and hide negative feelings. In this study, due to the absence of standard emotional intelligence scale in Indonesia, the writer tries to make his own emotional intelligence scale of 100 items based on factors adapted from the Daniel Goleman theory used in America: recognizing Self Emotion, managing emotions, motivate yourself, recognize the emotions of others, and build relationships. Of the 100 items there are 15 items that fall. It is seen in the field observation, some subjects find it difficult to determine the choice of answers. They feel hesitant in setting options, so there are those who say why there is no choice in doubt. And because of the large number of statements that must be filled in a limited time, so bored that less concentration in answering even though in the end they are able to fill all the statements.

In addition, some studies also confirm the separation of emotional intelligence from academic intelligence, and find little or no relationship between the value of an academic achievement test or an IQ and a person's emotional well-being, because people who experience great anger or depression can still feel prosperous if they have compensation in the form of happy or happy moments (Goleman, 2002: 78). From the results of a large-scale survey in America to

parents and teachers shows that children of today's generation more often experience emotional problems than previous generations. On average, children now grow up in loneliness and depression, more irritable and more difficult to manage, more nervous and prone to anxiety, more impulsive and aggressive.

The same is true in other countries. The most obvious signs of this decline are seen from the growing cases of young people who have problems such as despair of the future and isolation, drug abuse, crime and violence, depression or eating problems, unwanted pregnancies, misbehavior and drop out (Goleman, 2001: 17). Emotional intelligence itself is not specifically taught in school and is not recorded in the report card, such as lesson grades or other skills so there is no direct contribution to improving learning achievement.

Learning achievement is usually indicated in the form of letters or numbers, the high low indicates how far the students have mastered the material that has been given, but it is no longer acceptable because the report card not only shows how far the students have mastered the subject matter that has been given. Presentation of learning is also influenced by the student's behavior, craft and certain skills or attitudes that the student possesses, which can be measured by a certain standard of value by the teacher concerned to approximate the average.

ESQ and student learning outcomes in MAN 2 Soppeng can be influenced by several factors as described above is bored factor owned by students and affective factors, learners is clearly very important in calculating individual differences in learning outcomes. Whereas learners' beliefs about language

learning tend to change, not only affecting the overall progress but also the responses to certain learning activities on a daily basis and even moment by moment. (Ellis R, 1994: 483).

The conclusion of the above discussion is that before the first students are given motivations and the introduction of Emotional Spiritual Quotient by the teacher, that the formation of character or human relationship and to the religion is very important for their life in the future. The *advantage* is that they better understand themselves clearly and their function lives in a world that not only has a good IQ but must have good morality. The *weakness* is very difficult in choosing their students because it is not a good idea where they are smart and who are not very good at learning English well. It means that, Emotional Spiritual Quotient (ESQ) does not have a big impact on Students achievement in English at eleventh grade in senior high school of MAN 2 Soppeng.

CHAPTER V

CONCLUSION AND SUGGESTION

The chapter present the conclusions as well as few suggestions of this study. Suggestion were took based on findings and conclusions obtained in this research.

A. Conclusions

The conclusion of this study relates to "Correlation between Emotional Spiritual Achievement and Student Achievement in the 11th Class of MAN 2 Soppeng". There are some findings based on the data score student questionnaire and student achievement here after formulated to determine the value of correlation coefficient.

The result of the correlation coefficient between the two variables is 0.28. These results indicate that there is little correlation between Spiritual Quotient Emotional and English learning achievement. This statement is proven on the basis of r_x results lower than r_t ($0.28 \geq 0.378$ at a significant level of 5%).

The result of relation between ESQ and student's learning result does not necessarily give significant or big relation to student's learning achievement in MAN 2 Soppeng, this is because student's learning result can be obtained based on the effort done by the student, it could be student having high IQ but the relationship between humans and Spiritual values possessed very little, as well as conversely low learning outcomes but ESQ owned very well.

Robert Sternberg, a psychologist from Yale University, USA, tells a story worth pondering about two college students, penn & Matt. He is a brilliant

and creative person, in accordance with the terms set by Yale University. Though very good, Penn is not liked by people, especially those who have to work with him. When graduated, Penn was targeted by many of the leading companies in his field to work, but because of his arrogance in the interview, so only one offered him a job.

Matt, also a Yale student, along with Penn. He is academically not so smart but he is good at getting along so he is liked by the people he works with. After graduation, Matt was accepted to work by seven of the eight companies who interviewed him, while Penn was fired from his company. Matt had emotional intelligence, while Penn did not. That is why many intellectually intelligent people are often not successful people in their work or personal life.

Therefore the researcher can conclude, that between the intellectual intelligence and emotional intelligence was not be separated because of interconnectedness and continuity. So is good learning achievement when formed and obtained from IQ and EQ that function simultaneously in life. Through the evidence and examples of events that have been described earlier if it can be a proof to be disentangled in everyday life, especially in educational life education.

B. Suggestions

Based on the findings of the research, some suggestions addressed to the teacher or lecturer, the students, and the next researcher to improve students' ability in English especially English score.

1. For the Teachers or Lecturer

In teaching or learning activity, especially in English, the teacher or lecturer could give the materials used different ways. For example, used motivation about the importance of having a good ESQ is not only high IQ but attitude and also determines the future of the student in teaching English, therefore in made it effective and efficient. Used this technique was possible to asked students improving their self-confidence in study English at the school because English was important to them, besides their English competence in the their class.

2. For the Students

They must study hard if they want to be successful in mastering English. It was suggested to the students who need improvement in their English skill may try to motivation their self or their self-confidence. And students must know to be a successful not only smart but having a good ESQ. In addition, to optimize English learning, the students must study hard and have a good ESQ to be a success people.

3. For the Researcher

It was suggested to other researchers to complete this research by conducting any other researches on Emotional Spiritual Quotient. Based on the explanation above the writer would like to suggest other researcher, that the result of the study can be used as additional reference for further research with different sample and occasions. This research has many limitations and more researches should be conducted on this topic. Future researchers may conduct a study with a different and broader population and a larger sample. In addition, the variables

may be modified, future researchers can try to find a relationship between Emotional Spiritual Quotient and other language skills or competence, such as English skill or English competence. Another interesting approach to this topic was finding out if people's preference for affective filter hypothesis has any influence on their achievement.



BIBLIOGRAPHY

- Arikunto, Suharsimi. *Prosedur Penelitian Suatu Pendekatan Praktik*, Jakarta: Rineka Cipta. 2013.
- Dennis E. H., William W., & Stephen G. J. *Applied statistics or the Behavioral Sciences*. 2nd ed. Boston: Houghton Mifflin Company. 1988.
- Djamarah, *Psikologi Belajar*, Jakarta : Rineka Cipta. 2008
- Gay. L, R. *Education Researcher : Competencies for analysis and application*, Clurles E. Marril Publishing Company, Columbus. Prentice Hall, 2006.
- Ginangjar agustian, ari, *ESQ (Emotional Spiritual Quotient)* Jakarta: Arga publishing, 2001.
- Gitawaty, Dwi, *The correlation between the students Learning Motivation and their Achievement in English*. Publisher : UIN Syarif Hidayatulla Jakart, Fakultas Ilmu Tarbiyah dan Keguruan, 2010.
- Goleman, Daniel. (2001). Emotional Intelligence (terjemahan). Jakarta : PT Gramedia Pustaka Utama.
- Goleman, Daniel. (2002). Working With Emotional Intelligence (terjemahan). Jakarta : PT. Gramedia Pustaka Utama.
- Mashuri, Irfan. *Konsep Emotional Spiritual Quotient (ESQ) dalam membentuk karakter Religius peserta didik*. Skripsi Thesis, UIN Sunan Kalijaga. 2014
- Mulyasa. *Menjadi Guru Professional Menciptakan Pembelajaran Kreatif dan Menyenangkan*. Bandung : PT. Remaja Rosdakarya
- R, Ellis. *The Study of Second Language Acquisition*. Shanghai: Shanghai Foreign Language Education Press. 1994.
- Sternberg, R. J.; Kaufman, J. C.; Grigorenko, E. (2008). *Applied Intelligence*. Cambridge: Cambridge University Press
- Syamsuddin, A.R. *Sanggar Baahasa Indonesia*. Jakarta : Universitas Terbuka Jakarta : 1986
- Sugiyono. *Metode Penelitian Pendidikan Pendekatan Kuantitatif, Kualitatif, dan R&D*. Bandung: Alfabeta, 2013
- Sugiyono, *Metode Penelitian Pendidikan*, (Bandung: Alfabeta) 2015.

- Singer, Wolf, *Pemeriksaan Alat Penggerak Tubuh*, Bohn stafleu van longhum Houten. 1994
- Tasmara, Toto, *Intelligence Rohaniyah: Transcendental Intelligence*, (Jakarta: Gema Insani Press). 2001.
- Walgito, Bimo, *Pengantar Psikologis Umum*, Yogyakarta. 2004
- Wahyuningsih, Amalia sawitri. *Hubungan antara kecerdasan Emotional Dengan Prestasi Belajar pada siswa Kelas II SMU Lab School*, Jakarta Timur, Skripsi Universitas Persada Indonesia Y.A.I: Jakarta, 2004
- Zahar Danah and Ian Marshall, *SQ Spiritual Intelligence Utilizing the Integralistic and Holistic Thinking for the Meaning of life*, Bandung, Mizan, 2008
- Zulkifli, Muhammad, *Pengaruh kecerdasan Emotional dan kecerdasan Spiritual terhadap prestasi hasil belajar Aqidah akhlak*, Skripsi UIN Sunan Kalijaga, Yogyakarta, 2015

CURRICULUM VITAE



The researcher, **Amriah**, was born in Welonge on 8th October 1994, South Sulawesi. She was the third child out of three siblings from Alm. H. Abd. Razak and Hj. Dima.

She started her education at the Elementary School of 51 Welonge. After finishing her elementary school, she continued her study to Junior High School 1 Marioriawa and continued her study in MAN 2 Parepare.

After graduated from her senior high school in 2013, she continued her study at Alauddin State Islamic University of Makassar, Tarbiyah and Teaching Faculty with the major focus was English Education Department in academic year 2013.

The researcher, who really loves adventure, had a very good time while studying in the university. She studies hard to get many knowledge and also having fun with many friends. Besides that, she also got many experience in studying Islam. Therefore, her great thanks to Alauddin State Islam University for providing all those mentioned above.



Appendix 1

APPENDIX
Research Instrument

Questionnaire

Research***instrument***

The Correlation Between Emotional Spiritual Quotient and Students Achievement in English at eleventh Grade in Senior high school MAN 2 Soppeng.

Name :			
Class :			
Id Number :			
<table border="1" style="width: 100%;"> <tr> <td style="text-align: center;">Score</td> </tr> <tr> <td style="height: 40px;"> </td> </tr> </table>		Score	
Score			

Direction:

1. This research instrument (documentation, interview, and questionnaire) is administered in order to find out the Correlation Between Emotional Spiritual Quotient and the Students Achievement in English at eleventh grade in senior high school MAN 2 Soppeng
2. This questionnaire will not take any effect on your grading point at any courses you are taking in the semester.
3. Please answer this questionnaire carefully and independently.
4. This questionnarie will be administered for around 15 to 20 minutes.
5. During the test, you are not allowed to use reading test.

A. Questionnaire

Berikan tanda centang pada jawaban pertanyaan sesuai dengan keadaan Anda!

- 1 = SangatTidakSetuju (STS)
- 2 = TidakSetuju (TS)
- 3 = Tidak Ada Pendapat (TP)
- 4 = Setuju (S)

5 = SangatSetuju (SS)

1. Emotional Quotient

No.	Pernyataan	ST	TS	TP	S	SS
	Self Awareness					
1.	Saya dapat mengetahui kelebihan dan kekurangan yang saya miliki. <i>I can know more about the deficiencies I have.</i>					
2.	Saya selalu mengintrospeksi diri saya sendiri. <i>I always introspect myself.</i>					
3.	Saya dapat memahami penyebab timbulnya emosi <i>I can understand the cause of the motion</i>					
	Self Management					
4.	Saya dapat mengelola dan mengendalikan emosi diri dalam situasi apapun. <i>I can manage and control the democracy in any situation.</i>					
5.	Saya mampu menanggapi kritik secara efektif. <i>I think the criticism is effective.</i>					
	Motivation					
6.	Saya mampu memotivasi dan memberikan dorongan untuk selalu maju kepada diri saya sendiri. <i>I was able to motivate and give encouragement to always advance to myself own.</i>					

7.	Saya selalu memiliki sikap optimis (tidak mudah menyerah) untuk meraih tujuan yang saya inginkan. <i>I always have an optimistic attitude (not easily give up) to achieve the goals I want.</i>					
8.	Saya selalu bersemangat untuk meningkatkan prestasi. <i>I'm always excited to improve my achievements.</i>					
	Emphaty					
9.	Saya bias merasakan apa yang dirasakan oleh orang lain, seperti kesedihan dan kebahagiaan. <i>I can visualize what other people feel, like sadness and happiness.</i>					
10.	Saya berusaha menjadi pendengar yang baik dan memberikan responpositif (tanggapan). <i>I am trying to sound good and to give positive responses (responses).</i>					
11.	Saya selalu berusaha memahami kepentingan orang lain. <i>I am trying to understand the interests of others.</i>					
	Relationnship					
12.	Saya selalu mudah untuk beradaptasi dengan orang lain, bahkan pada orang yang baru saya kenal. <i>I have been easy to adapt to other people, even to people who are just familiar.</i>					
13.	Saya selalu berusaha membina hubungan baik dengan orang lain. <i>I am trying to maintain good relationships with others.</i>					

14.	Saya memiliki kemampuan yang baik dalam mengikat jaringan kerja dan dalam hubungan sosial. <i>I have a good ability in tying up my network in social relationships.</i>					
-----	--	--	--	--	--	--

2. Spiritual Quotient (SQ)

No.	Pernyataan	STS	TS	TP	S	SS
	Mutlak Jujur dan Keterbukaan <i>Absolute Honest and Openness</i>					
1.	Saya mampu menyelaraskan antara perkataan dan perbuatan yang saya lakukan. <i>I am able to synchronize my words and actions.</i>					
2.	Saya adalah orang yang dapat diandalkan. <i>I am a reliable person.</i>					
3.	Saya selalu menepati janji bila berjanji. <i>I always approve of promised promises.</i>					
	Pengetahuan Diri					
4.	Saya tahu visi dan misi hidup saya, sehingga saya tahu apa tujuan dari kehidupan saya. <i>I know visi and mission of my life, so that I know the world of my life.</i>					
5.	Saya selalu melatih diri untuk melihat sesuatu dengan matahati.					

	<i>I have trained my self to see if I am blessed.</i>					
6.	Saya selalu menggunakan aspek spiritual dalam menghadapi dan memecahkan berbagai permasalahan. <i>I am thinking of losing someone else, in spite of being self-directed.</i>					
7.	Saya selalu berpikir ketika saya merugikan orang lain, berarti saya merugikan diri sendiri. <i>I always think that whenever I give someone else a chance, I have to maintain myself.</i>					
8.	Saya selalu berusaha tidak melakukan tindakan yang menyebabkan kerugian atau kerusakan pada lingkungan, alam semesta dan makhluk hidup lainnya. <i>I have not done the act of causing loss or damage to the environment, of nature, and of other living beings.</i>					
9.	Saya selalu berusaha untuk melakukan kebaikan kepada siapapun. <i>I'm trying to do something good.</i>					
	Spiritual Non-Dogmatisme					
10.	Saya selalu berpikir positif dalam menghadapi berbagai persoalan hidup yang saya alami. <i>I am thinking positively in facing the various problems of my life.</i>					
11.	Saya selalu mengambil hikmah dari setiap peristiwa yang saya alami					

	<i>I've taken the blessings of every event I've experienced</i>					
--	---	--	--	--	--	--

(Adopted by DessyDamanik
thesis, 2015)



UNIVERSITAS ISLAM NEGERI
ALAUDDIN
M A K A S S A R

APPENDIX
Research Instrument

Questionnaire

Research instrument



The Correlation Between Emotional Spiritual Quotient and Students Achievement in English at eleventh Grade in Senior high school MAN 2 Soppeng.

Name : FAZENDHIAL	Score
Class : IPA	102
Id Number : 10110	

Directions:

1. This research instrument (documentation, interview, and questionnaire) is administered in order to find out the Correlation Between Emotional Spiritual Quotient and the Students Achievement in English at eleventh grade in senior high school MAN 2 Soppeng.
2. This questionnaire will not take any effect on your grading point at any courses you are taking in the semester.
3. Please answer this questionnaire carefully and independently.
4. This questionnaire will be administered for around 15 to 20 minutes.
5. During the test, you are not allowed to use reading text.

A. Questionnaire

Demikian tanda centang pada jawaban pertanyaan sesuai dengan keadaan Anda!

- 1 - Sangat Tidak Setuju (STS)
- 2 - Tidak Setuju (TS)
- 3 - Tidak Aduh Puncaput (TP)
- 4 - Setuju (S)
- 5 - Sangat Setuju (SS)

UNIVERSITAS ISLAM NEGERI
ALAUDDIN
M A K A S S A R

Emotional Quotient

No.	Pernyataan	STS	TS	TP	S	SS
	Self Awareness					✓
1.	Saya dapat mengetahui kelebihan dan kekurangan yang saya miliki. <i>I can know more about the deficiencies I have</i>					✓
2.	Saya selalu mengintrospeksi diri saya sendiri. <i>I always introspect myself</i>					✓
3.	Saya dapat memahami penyebab timbulnya emosi <i>I can understand the cause of the emotion</i>					✓
	Self Management					
4.	Saya dapat mengelola dan mengendalikan emosi diri dalam situasi apapun. <i>I can manage and control the democracy in any situation.</i>				✓	
5.	Saya mampu menanggapi kritik secara efektif. <i>I think the criticism is effective.</i>				✓	
	Motivation					
6.	Saya mampu memotivasi dan memberikan dorongan untuk selalu maju kepada diri saya sendiri. <i>I was able to motivate and give encouragement to always advance to myself now.</i>					✓
7.	Saya selalu memiliki sikap optimis (tidak mudah menyerah) untuk meraih tujuan yang saya inginkan. <i>I always have an optimistic attitude (not easily give up) to achieve the goals I want.</i>				✓	
8.	Saya selalu bersemangat untuk meningkatkan prestasi.				✓	

	<i>I'm always excited to improve my achievements.</i>					
	Limpany					
9.	Saya bias merasakan apa yang dirasakan oleh orang lain, seperti kesedihan dan kebahagiaan. <i>I can visualize what other people feel, like sadness and happiness.</i>				✓	
10.	Saya berusaha menjadi pendengar yang baik dan memberikan responpositif (tanggapan). <i>I am trying to sound good and to give positive responses (responses).</i>					✓
11.	Saya selalu berusaha memahami kepentingan orang lain. <i>I am trying to understand the interests of others.</i>				✓	
	Relationship					
12.	Saya selalu mudah untuk beradaptasi dengan orang lain, bahkan pada orang yang baru saya kenal. <i>I have been easy to adapt to other people, even to people who are just familiar.</i>					✓
13.	Saya selalu berusaha menjaga hubungan baik dengan orang lain. <i>I am trying to maintain good relationships with others.</i>				✓	
14.	Saya memiliki kemampuan yang baik dalam mengikat jaringan kerja dan dalam hubungan sosial. <i>I have a good ability in tying up my network in social relationships.</i>					✓

EA : 67

Spiritual Quotient (SQ)

No.	Pernyataan	STS	TS	TP	S	SS
	Mutlak Jujur dan Keterbukaan <i>Absolute Honest and Openness</i>					
1.	Saya mampu menyelaraskan antara perkataan dan perbuatan yang saya lakukan. <i>I am able to synchronize my words and actions.</i>				✓	
2.	Saya adalah orang yang dapat diandalkan. <i>I am a reliable person.</i>			✓		
3.	Saya selalu menepati janji bila berjanji. <i>I always approve of promised promises.</i>			✓		
	Pengetahuan Diri					
4.	Saya tahu visi dan misi hidup saya, sehingga saya tahu apa tujuan dari kehidupan saya. <i>I know visi and mission of my life, so that I know the world of my life.</i>					✓
5.	Saya selalu melatih diri untuk melihat sesuatu dengan mata hati. <i>I have trained my self to see if I am blessed.</i>			✓		
6.	Saya selalu menggunakan aspek spiritual dalam menghadapi dan memecahkan berbagai permasalahan. <i>I am thinking of losing someone else, in spite of being self-directed.</i>				✓	

7.	Saya selalu berpikir ketika saya meragukan orang lain, berarti saya meragukan diri sendiri. <i>I always think that whenever I give someone else a chance, I have to maintain myself.</i>					✓
8.	Saya selalu berusaha tidak melakukan tindakan yang menyebabkan kerugian atau kerusakan pada lingkungan, alam semesta dan makhluk hidup lainnya. <i>I have not done the act of causing loss or damage to the environment, of nature, and of other living beings.</i>			✓		
9.	Saya selalu berusaha untuk melakukan kebaikan kepada siapapun. <i>I'm trying to do something good.</i>				✓	
	Spiritual Non-Dogmatic					
10.	Saya selalu berpikir positif dalam menghadapi berbagai persoalan hidup yang saya alami. <i>I am thinking positively in facing the various problems of my life.</i>					✓
11.	Saya selalu mengambil hikmah dari setiap peristiwa yang saya alami <i>I've taken the blessings of every event I've experienced</i>					✓

(Adopted by Dessy Damanik thesis, 2015)

SQ : 44

STUDENT INTERVIEW

Name : Alfiah Salsabila

Class : XI. IPA 1

A. In Indonesia

1. Motivation

- Apakah anda merasakan bahwa tujuan belajar bahasa Inggris itu penting ?

Mengapa ?

= Ya, penting. Karena belajar bahasa inggris membantu kita dalam bergaul dengan orang asing. Bahasa inggris juga merupakan bahasa internasional

- Apakah anda berusaha mencari tahu akan apa yang anda tidak pahami dalam belajar bahasa Inggris ? Mengapa ?

= Ya, Karena percuma saja jika kita hanya tinggal diam dan tugas kita adalah belajar.

2. Self-Confidence

- Apakah berbahasa Inggris dengan baik berpengaruh bagi kehidupan anda kedepan nantinya ? mengapa ?

= Ya, karena jaman sekarang di era globalisasi kebanyakan orang di luar sana menggunakan bahasa inggris.

- Apakah anda senang jika dapat berkomunikasi dengan native teacher dalam

bahasa Inggris secara lancar ? Mengapa ?

= Ya, Karena itu berarti hal-hal yang saya pelajari dapat berguna.

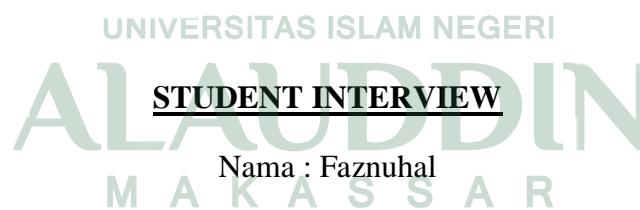
3. Anxiety

- Apakah anda mengalami kebingungan dalam belajar bahasa Inggris, itu membuat anda tidak ingin belajar lagi ? Mengapa ?

= Bingung dalam belajar bahasa Inggris itu terjadi, tapi tidak membuat saya berhenti belajar karena rasa ingin tahu saya dan itu sudah jadi tugas untuk mempelajari hal-hal yang belum di mengerti

- Apakah anda sangat cemas jika di minta untuk berlatih bahasa Inggris di luar lingkungan sekolah ? Mengapa ?

= Perasaan cemas pasti ada , karena saya berpikir ilmu yang saya dapatkan belum cukup banyak



STUDENT INTERVIEW

Nama : Faznuhal

Class : XI. IPA 1

1. Motivation

- Apakah anda merasakan bahwa tujuan belajar bahasa Inggris itu penting ?

Mengapa ?

= Iya. Karena disetiap penjuru dunia menggunakan bahasa Inggris.

- Apakah anda berusaha mencari tahu akan apa yang anda tidak pahami dalam belajar bahasa Inggris ? Mengapa ?

= Iya. Karena saya dapat belajar dari kosakata yang tidak saya pahami.

2. Self-Confidence

- Apakah berbahasa Inggris dengan baik berpengaruh bagi kehidupan anda kedepan nantinya ? mengapa ?

= Iya, Karena semua orang perlu belajar bahasa inggris, kalau tidak pasti ketinggalan.

- Apakah anda senang jika dapat berkomunikasi dengan native teacher dalam bahasa Inggris secara lancar ? Mengapa ?

= Tentu saja saya senang, karena saya bisa seperti orang-orang pintar

3. Anxiety

- Apakah anda mengalami kebingungan dalam belajar bahasa Inggris, itu membuat anda tidak ingin belajar lagi ? Mengapa ?

= Sering, tapi itu yang jadi menantang dalam bahasa inggris.

- Apakah anda sangat cemas jika di minta untuk berlatih bahasa Inggris di luar lingkungan sekolah ? Mengapa ?

= Tidak. Karena itu menjadi salah satu pembelajaran yang menyenangkan dalam berbahsa inggris.

STUDENT INTERVIEW

Nama : Kharun Nisa

Class : XI. IPA 1

1. Motivation

- Apakah anda merasakan bahwa tujuan belajar bahasa Inggris itu penting ?

Mengapa ?

= Iya. Karena bahasa Inggris adalah bahasa internasional

- Apakah anda berusaha mencari tahu akan apa yang anda tidak pahami dalam belajar bahasa Inggris ? Mengapa ?

= Iya. Untuk memudahkan diri dalam belajar

2. Self-Confidence

- Apakah berbahasa Inggris dengan baik berpengaruh bagi kehidupan anda kedepan nantinya ? mengapa ?

= Iya, karena untuk memudahkan komunikasi dengan orang lain yang berasal dari luar negeri

- Apakah anda senang jika dapat berkomunikasi dengan native teacher dalam

bahasa Inggris secara lancar ? Mengapa ?

= Ya, karena pembelajaran jadi nyambung dan membuat diri lebih percaya diri

3. Anxiety

- Apakah anda mengalami kebingungan dalam belajar bahasa Inggris, itu membuat anda tidak ingin belajar lagi ? Mengapa ?

= Ya, Karena pelajar lebih menyukai pembelajaran yang mudah

- Apakah anda sangat cemas jika di minta untuk berlatih bahasa Inggris di luar lingkungan sekolah ? Mengapa ?

= Tidak juga, karena pelajar juga butuh pembelajaran di luar lingkungan sekolah

STUDENT INTERVIEW

Nama : Nurul Hikma

Class : XI. IPA 1

UNIVERSITAS ISLAM NEGERI

ALAUDDIN

M A R A S S A R

1. Motivation

- Apakah anda merasakan bahwa tujuan belajar bahasa Inggris itu penting ?
Mengapa ?

= Iya. Karena bahasa inggris sangat dibutuhkan dalam berbagai bidang seperti pekerjaan

- Apakah anda berusaha mencari tahu akan apa yang anda tidak pahami

dalam belajar bahasa Inggris ? Mengapa ?

= Iya. Karena itu untuk menanambah pengetahuan belajar agar lebih banyak tahu tentang bahasa inggris tersebut

2. Self-Confidence

- Apakah berbahasa Inggris dengan baik berpengaruh bagi kehidupan anda kedepan nantinya ? mengapa ?

= Iya, Karena bahasa inggris itu dibutuhkan dalam berbagai bidang pekerjaan

- Apakah anda senang jika dapat berkomunikasi dengan native teacher dalam bahasa Inggris secara lancar ? Mengapa ?

= iya, karena itu merupakan kebanggan sendiri

3. Anxiety

- Apakah anda mengalami kebingungan dalam belajar bahasa Inggris, itu membuat anda tidak ingin belajar lagi ? Mengapa ?

= Ya, karena kadang dalam belajar masih kurang mengerti dengan materi, metode pembelajaran juga sebaiknya lebih menyenangkan

- Apakah anda sangat cemas jika di minta untuk berlatih bahasa Inggris di luar lingkungan sekolah ? Mengapa ?

= Tidak juga. Karena jika metode itu dilakukan juga akan menambah pengetahuan dan dapat berfikir lebih terbuka lagi.

STUDENT INTERVIEW

Nama : Zikrah Rajab

Class : XI. IPA 1

1. Motivation

- Apakah anda merasakan bahwa tujuan belajar bahasa Inggris itu penting ?

Mengapa ?

= Karena bahasa inggris merupakan bahasa internasional yang slalu digunakan di Negara manapun.

- Apakah anda berusaha mencari tahu akan apa yang anda tidak pahami dalam belajar bahasa Inggris ? Mengapa ?

= Karena jika kita sendiri yang mencari tahu lebih mudah dipahami dan diingat.

2. Self-Confidence

- Apakah berbahasa Inggris dengan baik berpengaruh bagi kehidupan anda kedepan nantinya ? mengapa ?

= Iya, Karena kita bisa berbinacang-bincang dengan orang asing yang tidak mengerti bahasa kita dengan menggunakan bahasa inggris.

- Apakah anda senang jika dapat berkomunikasi dengan native teacher dalam bahasa Inggris secara lancar ? Mengapa ?

= Jelas, karena bahasa asli kita bahasa Indonesia maka dari itu sangat

bangga jika kita lancar berbahasa inggris.

3. Anxiety

- Apakah anda mengalami kebingungan dalam belajar bahasa Inggris, itu membuat anda tidak ingin belajar lagi ? Mengapa ?

= Kalau bingung pasti, tapi tidak membuat saya tidak ingin belajar berbahasa inggris lagi semakin susah pelajarannya, semakin membuat kita jadi penasaranaan.

- Apakah anda sangat cemas jika di minta untuk berlatih bahasa Inggris di luar lingkungan sekolah ? Mengapa ?

= Tidak juga, belajar mengambil pekerjaan atau hikmahnya saja.

B. In English

STUDENT INTERVIEW

Name: Alfiah Salsabila

UNIVERSITAS ISLAM NEGERI

Class: XI. IPA 1

ALAUDDIN
M A K A S S A R

1. Motivation

- Do you feel that the purpose of learning English is important? Why ?

= Yes, important. Because learning English helps us in getting along with strangers. English is also an international language

- Are you trying to find out what you do not understand in learning English?

Why ?

= Yes, Because it's useless if we just stay silent and our job is to learn.

2. Self-Confidence

- Does English speak well affect your future life? Why ?

= Yes, because today in the globalization era most people out there use english.

- Are you happy if you can communicate with native teacher in English fluently?

Why ?

= Yes, because that means things I learned can be useful.

3. Anxiety

- Are you experiencing confusion in learning English, it makes you not want to learn anymore? Why ?

= Confused in learning English that happened, but did not make me stop learning because of my curiosity and it has become a task to learn things that have not been understood

- Are you very worried when asked to practice English outside the school environment? Why ?

= Anxiety must exist, because I think the science that I get is not enough.

STUDENT INTERVIEW

Name: Faznuhal

Class: XI. IPA 1

1. Motivation

- Do you feel that the purpose of learning English is important? Why ?

= Yes. Because everywhere in the world using English.

- Are you trying to find out what you do not understand in learning English?

Why ?

= Yes. Because I can learn from vocabulary that I do not understand.

2. Self-Confidence

- Does English speak well affect your future life? Why ?

= Yes, because everyone needs to learn English, if not definitely miss.

- Are you happy if you can communicate with native teacher in English fluently?

Why ?

= Of course I'm happy, because I can be like smart people

3. Anxiety

- Are you experiencing confusion in learning English, it makes you not want to learn anymore? Why ?

= Often, but that's so challenging in English.

- Are you very worried when asked to practice English outside the school environment? Why ?

= No. Because it becomes one of the fun learning in English.

STUDENT INTERVIEW

Name: Kharun Nisa

Class: XI. IPA 1

1. Motivation

- Do you feel that the purpose of learning English is important? Why ?

= Yes. Because English language is an international language

- Are you trying to find out what you do not understand in learning English?

Why ?

= Yes. To ease yourself in learning

2. Self-Confidence

- Does English speak well affect your future life? Why ?

= Yes, because to facilitate communication with others who come from abroad

- Are you happy if you can communicate with native teacher in English fluently?

Why ?

= Yes, because learning so connect and make yourself more confident.

3. Anxiety

- Are you experiencing confusion in learning English, it makes you not want to learn anymore? Why ?

= Yes, Because students prefer easy learning

- Are you very worried when asked to practice English outside the school environment? Why ?

= Not really, because students also need learning outside the school environment.

STUDENT INTERVIEW

Name: Nurul Hikma

Class: XI. IPA 1

1. Motivation

- Do you feel that the purpose of learning English is important? Why ?

= Yes. Because English is needed in many fields such as work

- Are you trying to find out what you do not understand in learning English?

Why ?

= Yes. Therefore, to menanambah knowledge learning so much lebih know about the English language

2. Self-Confidence

- Does English speak well affect your future life? Why ?

= Yes, because English is required in various fields of work

- Are you happy if you can communicate with native teacher in English fluently?

Why ?

= yes, because it is a pride of its own

3. Anxiety

- Are you experiencing confusion in learning English, it makes you not want to learn anymore? Why ?

= Yes, because sometimes in learning is still less understood with the material,
the learning method should also be more fun

- Are you very worried when asked to practice English outside the school
environment? Why ?

= Not really. Because if the method is done will also increase knowledge and can
think more open again.



STUDENT INTERVIEW

Name: Zikrah Rajab

Class: XI. IPA 1

1. Motivation

- Do you feel that the purpose of learning English is important? Why ?

= Because English is an international language that is used in any country.

- Are you trying to find out what you do not understand in learning English? Why ?

= Because if we ourselves who find out more easily understood and remembered.

2. Self-Confidence

- Does English speak well affect your future life? Why ?

= Yes, because we can talk to foreigners who do not understand our language by using English.

- Are you happy if you can communicate with native teacher in English fluently? Why ?

= Obviously, because our native language is Indonesian then it is very proud if we fluently speak English.

3. Anxiety

- Are you experiencing confusion in learning English, it makes you not want to learn anymore? Why ?

= If confused for sure, but do not make me do not want to learn English more difficult the lesson the lesson, the more make us become a curious.

- Are you very worried when asked to practice English outside the school environment? Why ?

= Not really, learning to take a job or just learn it.

Appendix 3

Student Documentation


Class : IX. IPA 1

1. Student Achievement in English

NO	NAME	SCORE
1	Alfiah Salsabila	89
2	Darlina	79
3	Farhan Usman	91
4	Faznuhal	91
5	Fikram Kamal	85
6	Fitriana	90
7	Hasni Amaliyah	90
8	Khairun Nisa	91
9	Muh Nur Rahma Dani	79
10	Nur Halisa	80
11	Nurul Annisa	88
12	Nurul Fatimah	88
13	Nurul Hikmah	91
14	Nurul Khafifah Rusni	91

15	Nurwana Santi	79
16	St. Ratri Pramuditha Haq	86
17	St. Maryam	86
18	Sri Wahyuni	79
19	Sri Martina	88
20	Zikrah Rajab	90

2. Picture Documentation





UNIVERSITAS ISLAM NEGERI
ALAUDDIN
M A K A S S A R



UNIVERSITAS ISLAM NEGERI
ALAUDDIN
M A K A S S A R

Appendix 4

PERCENTAGE OF QUESTIONNAIRE

A. Emotional Quotient

Table 1
Questionnaire no 1

Questionnaire	F	P
Strongly Agree	3	15%
Agree	12	60%
Undecided	5	25%
Disagree	0	0%
Strongly Disagree	0	0%
TOTAL	20	100%

Table 2
Questionnaire no 2

Questionnaire	F	P
Strongly Agree	1	5%
Agree	17	35%
Undecided	1	5%
Disagree	1	5%
Strongly Disagree	0	0%
TOTAL	20	100%

Table 3
Questionnaire no 3

Questionnaire	F	P
Strongly Agree	3	15%
Agree	12	60%
Undecided	2	10%
Disagree	1	5%
Strongly Disagree	0	0%
TOTAL	20	100%

Table 4
Questionnaire no 4

Questionnaire	F	P
Strongly Agree	4	20%
Agree	8	40%
Undecided	5	25%
Disagree	3	15%
Strongly Disagree	0	0%
TOTAL	20	100%

Table 5
Questionnaire no 5

Questionnaire	F	P
Strongly Agree	0	0%
Agree	14	70%
Undecided	4	20%

Disagree	2	10%
Strongly Disagree	0	0%
TOTAL	20	100%

Table 6
Questionnaire no 6

Questionnaire	F	P
Strongly Agree	7	35%
Agree	10	50%
Undecided	2	10%
Disagree	1	5%
Strongly Disagree	0	0%
TOTAL	20	100%

UNIVERSITAS ISLAM NEGERI
ALAUDDIN
M A K A S S A R

Table 7
Questionnaire no 7

Questionnaire	F	P
Strongly Agree	7	35%
Agree	11	55%
Undecided	2	10%

Disagree	0	0%
Strongly Disagree	0	0%
TOTAL	20	100%

Table 8
Questionnaire no 8

Questionnaire	F	P
Strongly Agree	6	30%
Agree	13	65%
Undecided	1	5%
Disagree	0	0%
Strongly Disagree	0	0%
TOTAL	20	100%

Table 9
Questionnaire no 9

Questionnaire	F	P
Strongly Agree	3	15%
Agree	14	70%
Undecided	2	10%
Disagree	1	5%
Strongly Disagree	0	0%
TOTAL	20	100%

Table 10
Questionnaire no 10

Questionnaire	F	P
---------------	---	---

Strongly Agree	4	20%
Agree	13	65%
Undecided	1	5%
Disagree	2	10%
Strongly Disagree	0	0%
TOTAL	20	100%

Table 11
Questionnaire no 11

Questionnaire	F	P
Strongly Agree	1	5%
Agree	13	65%
Undecided	6	30%
Disagree	0	0%
Strongly Disagree	0	0%
TOTAL	20	100%

Table 12
Questionnaire no 12

Questionnaire	F	P
Strongly Agree	5	25%
Agree	11	55%
Undecided	4	20%
Disagree	0	0%
Strongly Disagree	0	0%
TOTAL	20	100%

Table 13

Questionnaire no 3

Questionnaire	F	P
Strongly Agree	3	15%
Agree	14	70%
Undecided	3	15%
Disagree	0	0%
Strongly Disagree	0	0%
TOTAL	20	100%

Table 14
Questionnaire no 14

Questionnaire	F	P
Strongly Agree	2	10%
Agree	11	55%
Undecided	7	35%
Disagree	0	0%
Strongly Disagree	0	0%
TOTAL	20	100%

B. Spiritual quotient

Table 1
Questionnaire no 1

Questionnaire	F	P
Strongly Agree	2	10%
Agree	10	50%
Undecided	6	30%

Disagree	2	10%
Strongly Disagree	0	0%
TOTAL	20	100%

Table 2
Questionnaire no 2

Questionnaire	F	P
Strongly Agree	0	0%
Agree	8	40%
Undecided	11	55%
Disagree	1	5%
Strongly Disagree	0	0%
TOTAL	20	100%

Table 3
Questionnaire no 3

Questionnaire	F	P
Strongly Agree	1	5%
Agree	9	45%
Undecided	8	40%
Disagree	2	10%
Strongly Disagree	0	0%
TOTAL	20	100%

Table 4
Questionnaire no 4

Questionnaire	F	P
Strongly Agree	3	15%
Agree	10	50%
Undecided	7	35%
Disagree	0	0%
Strongly Disagree	0	0%
TOTAL	20	100%

Table 5
Questionnaire no 5

Questionnaire	F	P
Strongly Agree	1	5%
Agree	12	60%
Undecided	7	35%
Disagree	0	0%
Strongly Disagree	0	0%
TOTAL	20	100%

Table 6
Questionnaire no 6

Questionnaire	F	P
Strongly Agree	0	0%
Agree	4	20%

Undecided	13	65%
Disagree	7	35%
Strongly Disagree	0	0%
TOTAL	20	100%

Table 7
Questionnaire no 7

Questionnaire	F	P
Strongly Agree	5	25%
Agree	14	70%
Undecided	1	5%
Disagree	0	0%
Strongly Disagree	0	0%
TOTAL	20	100%

Table 8
Questionnaire no 8

Questionnaire	F	P
Strongly Agree	5	25%

Agree	11	55%
Undecided	4	20%
Disagree	0	0%
Strongly Disagree	0	0%
TOTAL	20	100%

Table 9
Questionnaire no 9

Questionnaire	F	P
Strongly Agree	6	30%
Agree	13	65%
Undecided	1	5%
Disagree	0	0%
Strongly Disagree	0	0%
TOTAL	20	100%

UNIVERSITAS ISLAM NEGERI
ALAUDDIN
M A K A S S A R

Table 10
Questionnaire no 10

Questionnaire	F	P
Strongly Agree	4	20%
Agree	15	75%
Undecided	1	5%

Disagree	0	0%
Strongly Disagree	0	0%
TOTAL	20	100%

Table 11
Questionnaire no 11

Questionnaire	F	P
Strongly Agree	5	25%
Agree	14	70%
Undecided	1	5%
Disagree	0	0%
Strongly Disagree	0	0%
TOTAL	20	100%

Appendix 5

QUESTIONNAIRE SCORE

Table 1
CLASS XI. IPA 1

A. Emotional Quotient

	NAME	1	2	3	4	5	6	7	8	9	10	11	12	13	14	TOTAL
1	Alfia Salsabila	4	4	4	4	4	4	4	4	4	4	4	4	4	4	56
2	Darliani	4	4	4	4	4	4	4	4	4	4	4	4	4	4	56
3	Farhan Usman	4	4	4	4	4	5	5	4	4	4	4	5	5	4	60
4	Faznuhal	5	5	5	4	4	5	4	4	4	5	4	5	4	5	63
5	Fikram Kamal	4	4	2	5	4	5	5	5	3	4	3	4	3	4	55
6	Fitriani	4	4	4	4	4	4	4	4	4	4	4	4	4	4	56
7	Hasni Amaliyah	3	4	5	4	4	4	5	4	5	5	5	5	5	4	62
8	Khairun Nisa	3	4	3	2	4	4	4	5	4	4	4	3	4	4	52
9	Muh Nur Rahma Dani P	4	4	2	5	4	3	4	4	5	3	4	4	3	3	52
10	Nur Halisa	4	4	4	2	2	4	4	4	2	2	3	3	4	3	45
11	Nurul Annisa	4	4	4	4	4	5	5	5	4	4	4	4	4	4	59

3	Farhan Usman	4	4	4	4	4	5	5	4	4	4	4	46
4	Faznuhal	4	3	3	5	3	4	5	3	4	5	5	44
5	Fikram Kamal	5	4	5	5	4	3	5	5	5	5	5	51
6	Fitriani	4	4	4	4	4	4	4	5	4	4	4	45
7	Hasni Amaliyah	4	3	4	4	5	4	3	3	5	4	5	44
8	Khairun Nisa	3	3	3	4	4	4	4	5	5	4	4	43
9	Muh Nur Rahma Dani P	3	3	4	3	4	3	4	4	4	4	3	39
10	Nur Halisa	3	2	3	3	4	3	3	4	4	4	4	37
11	Nurul Annisa	4	4	4	4	4	4	4	4	4	4	4	44
12	Nurul Fatimah	4	3	3	4	3	3	5	4	5	4	5	43
13	Nurul Hikmah	3	3	4	3	4	4	4	4	4	4	4	41
14	Nurul Khafifah Husni	4	4	4	4	4	5	4	4	4	3	4	44
15	Nurwana Santi	4	4	4	4	4	4	4	4	4	4	4	44
16	St. Ratri Pramuditha Haq	5	4	3	3	3	3	5	5	5	4	5	45

17	St. Maryam	3	3	3	3	4	4	4	4	4	4	4	40
18	Sri Wahyuni	3	3	3	4	3	3	4	3	4	4	4	38
19	Sri Martina	4	2	2	3	3	3	5	4	4	5	4	39
20	Zikrah Rajab	3	2	3	4	4	4	3	3	4	4	4	38
	TOTAL	75	66	71	76	76	75	83	80	85	82	84	853



UNIVERSITAS ISLAM NEGERI
ALAUDDIN
 M A K A S S A R

Appendix 4

PERCENTAGE OF QUESTIONNAIRE

A. Emotional Quotient

Table 1
Questionnaire no 1

Questionnaire	F	P
Strongly Agree	3	15%
Agree	12	60%
Undecided	5	25%
Disagree	0	0%
Strongly Disagree	0	0%
TOTAL	20	100%

Table 2
Questionnaire no 2

Questionnaire	F	P
Strongly Agree	1	5%
Agree	17	35%
Undecided	1	5%
Disagree	1	5%
Strongly Disagree	0	0%
TOTAL	20	100%

Table 3
Questionnaire no 3

Questionnaire	F	P
Strongly Agree	3	15%
Agree	12	60%
Undecided	2	10%
Disagree	1	5%
Strongly Disagree	0	0%
TOTAL	20	100%

Table 4
Questionnaire no 4

Questionnaire	F	P
Strongly Agree	4	20%
Agree	8	40%
Undecided	5	25%
Disagree	3	15%
Strongly Disagree	0	0%
TOTAL	20	100%

Table 5
Questionnaire no 5

Questionnaire	F	P
Strongly Agree	0	0%
Agree	14	70%
Undecided	4	20%

Disagree	2	10%
Strongly Disagree	0	0%
TOTAL	20	100%

Table 6
Questionnaire no 6

Questionnaire	F	P
Strongly Agree	7	35%
Agree	10	50%
Undecided	2	10%
Disagree	1	5%
Strongly Disagree	0	0%
TOTAL	20	100%

UNIVERSITAS ISLAM NEGERI
ALAUDDIN
M A K A S S A R

Table 7
Questionnaire no 7

Questionnaire	F	P
Strongly Agree	7	35%
Agree	11	55%
Undecided	2	10%

Disagree	0	0%
Strongly Disagree	0	0%
TOTAL	20	100%

Table 8
Questionnaire no 8

Questionnaire	F	P
Strongly Agree	6	30%
Agree	13	65%
Undecided	1	5%
Disagree	0	0%
Strongly Disagree	0	0%
TOTAL	20	100%

Table 9
Questionnaire no 9

Questionnaire	F	P
Strongly Agree	3	15%
Agree	14	70%
Undecided	2	10%
Disagree	1	5%
Strongly Disagree	0	0%
TOTAL	20	100%

Table 10
Questionnaire no 10

Questionnaire	F	P
---------------	---	---

Strongly Agree	4	20%
Agree	13	65%
Undecided	1	5%
Disagree	2	10%
Strongly Disagree	0	0%
TOTAL	20	100%

Table 11
Questionnaire no 11

Questionnaire	F	P
Strongly Agree	1	5%
Agree	13	65%
Undecided	6	30%
Disagree	0	0%
Strongly Disagree	0	0%
TOTAL	20	100%

Table 12
Questionnaire no 12

Questionnaire	F	P
Strongly Agree	5	25%
Agree	11	55%
Undecided	4	20%
Disagree	0	0%
Strongly Disagree	0	0%
TOTAL	20	100%

Table 13

Questionnaire no 3

Questionnaire	F	P
Strongly Agree	3	15%
Agree	14	70%
Undecided	3	15%
Disagree	0	0%
Strongly Disagree	0	0%
TOTAL	20	100%

Table 14
Questionnaire no 14

Questionnaire	F	P
Strongly Agree	2	10%
Agree	11	55%
Undecided	7	35%
Disagree	0	0%
Strongly Disagree	0	0%
TOTAL	20	100%

B. Spiritual quotient

Table 1
Questionnaire no 1

Questionnaire	F	P
Strongly Agree	2	10%
Agree	10	50%
Undecided	6	30%

Disagree	2	10%
Strongly Disagree	0	0%
TOTAL	20	100%

Table 2
Questionnaire no 2

Questionnaire	F	P
Strongly Agree	0	0%
Agree	8	40%
Undecided	11	55%
Disagree	1	5%
Strongly Disagree	0	0%
TOTAL	20	100%

Table 3
Questionnaire no 3

Questionnaire	F	P
Strongly Agree	1	5%
Agree	9	45%
Undecided	8	40%
Disagree	2	10%
Strongly Disagree	0	0%
TOTAL	20	100%

Table 4
Questionnaire no 4

Questionnaire	F	P
Strongly Agree	3	15%
Agree	10	50%
Undecided	7	35%
Disagree	0	0%
Strongly Disagree	0	0%
TOTAL	20	100%

Table 5
Questionnaire no 5

Questionnaire	F	P
Strongly Agree	1	5%
Agree	12	60%
Undecided	7	35%
Disagree	0	0%
Strongly Disagree	0	0%
TOTAL	20	100%

Table 6
Questionnaire no 6

Questionnaire	F	P
Strongly Agree	0	0%
Agree	4	20%

Undecided	13	65%
Disagree	7	35%
Strongly Disagree	0	0%
TOTAL	20	100%

Table 7
Questionnaire no 7

Questionnaire	F	P
Strongly Agree	5	25%
Agree	14	70%
Undecided	1	5%
Disagree	0	0%
Strongly Disagree	0	0%
TOTAL	20	100%

Table 8
Questionnaire no 8

Questionnaire	F	P
Strongly Agree	5	25%

Agree	11	55%
Undecided	4	20%
Disagree	0	0%
Strongly Disagree	0	0%
TOTAL	20	100%

Table 9
Questionnaire no 9

Questionnaire	F	P
Strongly Agree	6	30%
Agree	13	65%
Undecided	1	5%
Disagree	0	0%
Strongly Disagree	0	0%
TOTAL	20	100%

UNIVERSITAS ISLAM NEGERI
ALAUDDIN
M A K A S S A R

Table 10
Questionnaire no 10

Questionnaire	F	P
Strongly Agree	4	20%
Agree	15	75%
Undecided	1	5%

Disagree	0	0%
Strongly Disagree	0	0%
TOTAL	20	100%

Table 11
Questionnaire no 11

Questionnaire	F	P
Strongly Agree	5	25%
Agree	14	70%
Undecided	1	5%
Disagree	0	0%
Strongly Disagree	0	0%
TOTAL	20	100%

*Appendix 6***STUDENTS LEARNING ACHIEVEMENT**

NO	NAME	SCORE
1	Alfiah Salsabila	89
2	Darlina	79
3	Farhan Usman	91
4	Faznuhal	91
5	Fikram Kamal	85
6	Fitriana	90
7	Hasni Amaliyah	90
8	Khairun Nisa	91
9	Muh Nur Rahma Dani	79
10	Nur Halisa	80
11	Nurul Annisa	88
12	Nurul Fatimah	88
13	Nurul Hikmah	91
14	Nurul Khafifah Rusni	91
15	Nurwana Santi	79
16	St. Ratri Pramuditha Haq	86

17	St. Maryam	86
18	Sri Wahyuni	79
19	Sri Martina	88
20	Zikrah Rajab	90
TOTAL		1731



UNIVERSITAS ISLAM NEGERI
ALAUDDIN
M A K A S S A R

Appendix 7

Correlation Product Moment

No	x1	x2	y	xy	x1'2	x2'2	y'2
1	56	44	89	8900	3136	1936	7921
2	56	44	79	7900	3136	1936	6241
3	60	46	91	9646	3600	2116	8281
4	63	44	91	9737	3969	1936	8281
5	55	51	85	9010	3025	2601	7225
6	56	45	90	9090	3136	2025	8100
7	62	44	90	9540	3844	1936	8100
8	52	43	91	8645	2704	1849	8281
9	52	39	79	7189	2704	1521	6241
10	45	37	80	6560	2025	1369	6400
11	59	44	88	9064	3481	1936	7744
12	63	43	88	9328	3969	1849	7744
13	51	41	91	8372	2601	1681	8281
14	51	44	91	8645	2601	1936	8281
15	57	44	79	7979	3249	1936	6241
16	62	45	86	9202	3844	2025	7396
17	46	40	86	7396	2116	1600	7396
18	50	38	79	6952	2500	1444	6241
19	56	39	88	8360	3136	1521	7744
20	48	38	90	7740	2304	1444	8100
Total	1100	853	1731	169255	61080	36597	150239

Appendix 8

Pearson Product Moment Table
Level of Significance for a One-Tailed Test

df	. 10	0.05	0.025	0.01	0.005	0.0005
1	0.951	0.988	0.997	0.9995	0.9999	0.99999
2	0.8	0.9	0.95	0.98	0.99	0.999
3	0.687	0.805	0.878	0.934	0.959	0.991
4	0.608	0.729	0.811	0.882	0.917	0.974
5	0.551	0.669	0.755	0.833	0.875	0.951
6	0.507	0.621	0.707	0.789	0.834	0.925
7	0.472	0.582	0.666	0.75	0.798	0.898
8	0.443	0.549	0.632	0.715	0.765	0.872
9	0.419	0.521	0.602	0.685	0.735	0.847
10	0.398	0.497	0.576	0.658	0.708	0.823
11	0.38	0.476	0.553	0.634	0.684	0.801
12	0.365	0.457	0.532	0.612	0.661	0.78
13	0.351	0.441	0.514	0.592	0.641	0.76
14	0.338	0.426	0.497	0.574	0.623	0.742
15	0.327	0.412	0.482	0.558	0.606	0.725
16	0.317	0.4	0.468	0.542	0.59	0.708
17	0.308	0.389	0.456	0.529	0.575	0.693
18	0.299	0.378	0.444	0.515	0.561	0.679
19	0.291	0.369	0.433	0.503	0.549	0.665
20	0.284	0.36	0.423	0.492	0.537	0.652
21	0.277	0.352	0.413	0.482	0.526	0.64
22	0.271	0.344	0.404	0.472	0.515	0.629
23	0.265	0.337	0.396	0.462	0.505	0.618
24	0.26	0.33	0.388	0.453	0.496	0.607
25	0.255	0.323	0.381	0.445	0.487	0.597
26	0.25	0.317	0.374	0.437	0.479	0.588
27	0.245	0.311	0.367	0.43	0.471	0.579
28	0.241	0.306	0.361	0.423	0.463	0.57
29	0.237	0.301	0.355	0.416	0.456	0.562
30	0.233	0.296	0.349	0.409	0.449	0.554
40	0.202	0.257	0.304	0.358	0.393	0.49
60	0.165	0.211	0.25	0.295	0.325	0.408
120	0.117	0.15	0.178	0.21	0.232	0.294
∞	0.057	0.073	0.087	0.103	0.114	0.146

(Adapted from Imam A. Dhamarullah. 2015)\