

**THE EFFECTIVENESS OF WORD CHOICE ACTIVITY IN PRODUCING  
DESCRIPTIVE TEXT AT THE SECOND YEAR STUDENTS OF  
SMPN 2 SINJAI**



**A Thesis**

**Submitted in Partial of the Requirements for the Degree of  
Sarjana Pendidikan in English education Department of  
Tarbiyah and Teaching Faculty of  
UIN Alauddin Makassar**

**UNIVERSITAS ISLAM NEGERI  
ALAUDDIN  
By:  
NURHASMIATI  
Reg. Number: 20400114003**

**ENGLISH EDUCATION DEPARTMENT  
TARBIYAH AND TEACHING SCIENCE FACULTY  
ALAUDDIN STATE ISLAMIC UNIVERSITY  
MAKASSAR**

**2018**

## PERNYATAAN KEASLIAN SKRIPSI

Dengan senantiasa mengharapkan ridha Allah SWT bahwa yang bertanda tangan di bawah ini:

Nama : Nurhasmiati

NIM : 20400114003

Tempat/Tgl. Lahir : Sungguminasa, 01 Oktober 1995

Jur/Prodi/Konsentrasi : Pendidikan Bahasa Inggris

Fakultas/Program : Tarbiyah dan Keguruan

Judul : *The effectiveness of word choice activity in producing descriptive text at the second year students of SMPN 2 SINJAI*

Menyatakan bahwa skripsi ini adalah benar hasil karya penyusun sendiri. Jika di kemudian hari terbukti bahwa skripsi ini merupakan duplikat, tiruan atau dibuat oleh orang lain secara keseluruhan atau sebagian, maka skripsi dan gelar yang diperoleh karenanya batal demi hukum.

UNIVERSITAS ISLAM NEGERI  
**ALAUDDIN**  
M A K A S S A R

Samata, 2018

Penyusun,



Nurhasmiati  
20400114003


## PERSETUJUAN PEMBIMBING

Pembimbing penulisan skripsi saudara Nurhasmiati NIM: 20400114003, mahasiswa Jurusan Pendidikan Bahasa Inggris pada Fakultas Tarbiyah dan Keguruan UIN Alauddin Makassar, setelah dengan seksama mengamati dan mengoreksi skripsi yang bersangkutan dengan judul "*The effectiveness of word choice activity in producing descriptive text at the second year students of SMPN 2 SINJAI*" memandang bahwa skripsi tersebut telah memenuhi syarat-syarat ilmiah dan dapat disetujui untuk diajukan ke sidang munaqasyah.

Demikian persetujuan ini diberikan untuk dipergunakan dan diproses selanjutnya.


Makassar, 10 - 6 - 2018

Pembimbing I



Dr. H. M. Rusdi L., M. Ag.  
NIP. 19661215 199403 1 006

Pembimbing II



Nur Alifah Nur, S.Pd.L., M.Pd.  
NIDN. 2004093403

UNIVERSITAS ISLAM NEGERI

**ALAUDDIN**  
M A K A S S A R

## PENGESAHAN SKRIPSI

Skripsi yang berjudul "*The Effectiveness of Word choice Activity in Producing Descriptive Text at The Second Year Students of SMPN 2 Sinjai*", yang disusun oleh saudara Nurhasmiati, NIM: 20400114003, Mahasiswa Jurusan Pendidikan Bahasa Inggris pada Fakultas Tarbiyah dan keguruan UIN Alauddin Makassar, telah diuji dan dipertahankan dalam sidang munaqasyah yang diselenggarakan pada hari, Kamis tanggal 29 November 2018 dan dinyatakan dapat diterima sebagai salah satu syarat untuk mendapatkan gelar Sarjana Pendidikan (S.Pd.) pada Fakultas Tarbiyah dan Keguruan Program Studi Pendidikan Bahasa Inggris (dengan beberapa perbaikan).

Samarata-Gowa, 29 November 2018  
22 Rabi'ul Awwal 1440 H

DEWAN PENGUJI  
(Nomor: 3177 Tahun 2018)

Ketua : Dr. Mujiono Damopoli, M.Ag.  
Sekretaris : Dr. Kamsilali, M.Pd.I.  
Munaqisy I : Dr. Siti Nurpahmi, S.Pd., M.Pd.  
Munaqisy II : Dra. Hj. Siti Azizah, M.Ed., St. Ph.D.  
Pembimbing I : Dr. H. M. Rusdi T., M.Ag.  
Pembimbing II : Nur Aliyah Nur, S.Ts., M.Ts.

UNIVERSITAS ISLAM NEGERI  
ALAUDDIN  
M A K A S S A R

Disahkan oleh  
Dekan fakultas tarbiyah dan keguruan  
UIN Alauddin Makassar



Dr. H. Muhammad Amri, Lc., M.Ag.  
NIP. 19730120 200312 1 001

## ACKNOWLEDGEMENTS

Alhamdulillah Rabbil Alamin, the researcher would like to express her gratitude to the Almighty Allah swt., the only provider the most merciful who gives His guidance, inspiration, and good health for all time to conduct the writing of this thesis. Also, shalawat and salam are always delivered to our prophet Muhammad saw., who has brought us from darkness to the lightness.

During the writing of thesis, the researcher received mush assistance from a lot of people, for their valuable guidance, correction, suggestion, advice and golden support. Therefore, the researcher would like to express the greatest thanks and appreciation for those people, especially to:

1. The researcher's beloved parents **Hanafin** and **Suriati** who always pray, encourage, educate, and provide countless material support, so that, she could finish this thesis and her study in Alauddin State Islamic University Of Makassar.
2. **Prof. Dr. H. Musafir Pababbari, M.Ag.**, the Rector of Alauddin State Islamic University of Makassar for his advice during the years of this study.
3. **Dr. H. Muh. Amri, Lc.**, the Dean of Tarbiyah and Teaching Science Faculty of UIN Alauddin Makassar for their advice and motivation.
4. **Dr. Kamsinah, M.Pd.I.**, the Head of English Education Department and **Sitti Nurpahmi, S.Pd., M.Pd.** the Secretary of English Education Department of Tarbiyah and Teaching Science Faculty of UIN Alauddin Makassar as well as all the staff who always help, guide and support her.

5. **Dr. H. M. Rusdi T., M.Ag** as the first consultant and **Nur Aliyah Nur S.Pd.I., M.Pd.** as the second consultant. Thanks for giving her valuable time and patience, advice, support her during the assistance, and guided her in completing the thesis.
6. **All of the lecture of English Education Department** who have gave their contribution to the researcher for completing this research.
7. **All of the teacher of SMPN 2 SINJAI** especially **Yusuf Ahmad** as teacher in the second year in the school.
8. All researcher's brother and sister, **Misbahuddin, S.Pd, Nasmawati, S.Pd, Rahmat Raeh Wahyudi, S.Pd,** and **Muhammad Efendi, S.Pd** and all of my senior of English Education Department who could not be mentioned here. Who always motivate and suggest her for doing the research and completing the thesis and thanks for being her mood booster.
9. All researcher's friends in English Education Department (2014) especially in group 1 and 2 (PBI 1.2) **Arizandi, Devi, Ibnu** . It cannot be mentioned one by one but overall thank you for the friendship, laugh, togetherness and supporting her.
10. All dearest researcher's best friends in BE EL EL SQUAD **Tut Wuri Handayani, Hijriah, Nurul Azizah Alnuary, Nur Khalisa,** and the last **Nur Asiska,** who always gave the writer support, helping and happiness motivation.
11. **All of researcher's beloved senior and junior of New Generation Club** who gave the research support and helping.

12. All researcher's friends in KKN (To'bia Squad) Ikhsan, Aslam, Eka, Irma, Tiwi, Vitta, Wahida, and Nidar who always gave supporting, helping and motivations

Finally, for everyone connected with the complement of the thesis may Allah SWT bless us *Amin Ya Allah Rabbul Alamin*



Makassar,

2018

Researcher

UNIVERSITAS ISLAM NEGERI

**ALAUDDIN**  
M A K A S S A R

## TABLE OF CONTENTS

|   |       |
|---|-------|
| TITLE PAGE .....                              | i     |
| PERNYATAAN KEASLIAN SKRIPSI .....             | ii    |
| PERSETUJUAN PEMBIMBING .....                  | iii   |
| PENGESAHAN SKRIPSI .....                      | iv    |
| ACKNOWLEDGMENT .....                          | v     |
| TABLE OF CONTENTS .....                       | viii  |
| LIST OF TABLES .....                          | ix    |
| LIST OF APPENDICES .....                      | x     |
| ABSTRACT .....                                | xi    |
| CHAPTER I INTRODUCTION .....                  | 1-7   |
| A. Background .....                           | 1     |
| B. Problem Statements .....                   | 3     |
| C. Research Objective .....                   | 4     |
| D. Research Significances .....               | 4     |
| E. Research Scope .....                       | 5     |
| F. Operational Definition of Terms .....      | 5     |
| 1. Word Choice .....                          | 6     |
| 2. Descriptive Text .....                     | 7     |
| CHAPTER II REVIEW OF RELATED LITERATURE ..... | 8-23  |
| A. Literature Review .....                    | 8     |
| 1. Review of Related Research findings .....  | 8     |
| 2. Partinent Ideas .....                      | 9     |
| 3. Descriptive Text .....                     | 15    |
| B. Theoretical Framework .....                | 22    |
| C. Hypothesis .....                           | 23    |
| CHAPTER III RESEARCH METHOD .....             | 24-32 |
| A. Research Design .....                      | 24    |
| B. Research Variable .....                    | 24    |
| C. Population and Sample .....                | 24    |
| 1. Population .....                           | 24    |
| 2. Sample .....                               | 25    |
| D. Research Instrument .....                  | 25    |
| E. Data Collection Procedures .....           | 25    |

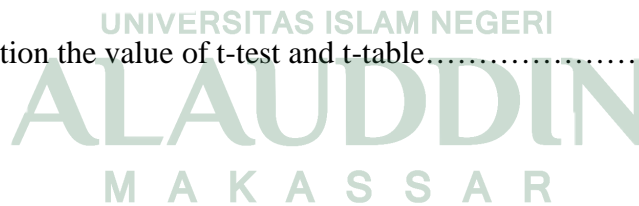


|  |       |
|--|-------|
| F. Data Analysis Technique .....   | 32    |
| CHAPTER IV FINDING AND DISCUSSION .....  | 33-41 |
| A. Findings .....  | 33    |
| 1. Total Score of Students' Pre-test and Post-test .....                                     | 33    |
| 2. The Mean Score and Standard Deviation of<br>Experimental Class and Controlled Class ..... | 37    |
| 3. Test of Significance Testing .....  | 38    |
| 4. Hypothesis Testing .....  | 39    |
| B. Discussion .....  | 39    |
| CHAPTER V CONCLUSION AND SUGGESTION .....  | 42-43 |
| A. Conclusion .....  | 42    |
| B. Suggestion .....  | 43    |
| BIBLIOGRAPHY .....   | 44    |
| APPENDICES .....   | 46    |



## LIST OF TABLES

|         |  |    |
|---------|--|----|
| Table 1 | Scoring and Classifying .....  | 28 |
| Table 2 | Score Writing Classification Rubric.....   | 29 |
| Table 3 | The Frequency Distribution and Rate Percentage of<br>The Students' Score of Experimental class in the Pre-test.....  | 33 |
| Table 4 | The Frequency Distribution and Rate Percentage of<br>The Students' Score of Experimental class in the Post-test..... | 33 |
| Table 5 | The Frequency Distribution and Rate Percentage of The<br>Students' control class Score in the Pre-test .....         | 34 |
| Table 6 | The Frequency Distribution and Rate Percentage of<br>The Students' control class Score in the Post-test.....         | 35 |
| Table 7 | The Mean Score and Standard Deviation of experimental.....   | 36 |
| Table 8 | The Mean Score and Standard Deviation of control class.....  | 37 |
| Table 9 | Distribution the value of t-test and t-table.....  | 37 |



## LIST OF APPENDICES

|   |    |
|---|----|
| Appendices A: The students' roll.....   | 46 |
| Appendices B: The Row Score of the Students' Pre-test and Post-test<br>in experiment class..... | 47 |
| Appendices C: The Row Score of the Students' Pre-test and Post-test<br>in Control Class.....    | 48 |
| Appendices D: The mean score of Experimental Class<br>and Control Class.....                    | 49 |
| Appendices E: Standard Deviation of Experimental Class<br>and Control Class.....                | 50 |
| Appendices F: The significant Different.....  | 52 |
| Appendices G: The Distribution of t-table.....  | 53 |
| Appendices H: Lesson plan.....  | 54 |
| Appendices I: Instrument.....   | 61 |
| Appendices J: Documentation.....  | 64 |



## **ABSTRACT**

**Name** : Nurhasmiati  
**Reg. No.** : 20400114003  
**Department** : English Education  
**Faculty** : Tarbiyah and Teaching Faculty  
**Title** : The Effectiveness of Word Choice Activity in  
Producing Descriptive Text  
at the Second Year Students of SMPN 2 Sinjai  
**Consultant I** : Dr. H. M. Rusdi T., M.Ag  
**Consultant II** : Nur Aliyah Nur, S.Pd.I., M.Pd.

---

The objectives of this research are to find out whether the use of word choice activity strategy is effective in descriptive text and to find out the extent to which the use of word choice activity in producing descriptive text at the second year students of SMPN 2 Sinjai.

This research employed quasi-experimental design with non-equivalent control group design. There were two variables in this study, they are independent variable (word choice strategy) and dependent variable (producing descriptive text). The population of this research was the second year students of SMPN 2 Sinjai which consisted of 40 students. The sample of the research consisted of 40 students that were taken by using non-random sampling, 20 students were taken as experimental group and 20 students as control group.

The instrument of this research was procedure text test used in pre-test and post-test. The result of the data indicated that there was a significant difference between students' pos-test in experimental group and control group. Not only the mean score of post-test in experimental group was greater than mean score of post-test in control group but also the standard derivation of post-test in control group. From t-test, the researcher found that the value of post-test t-test was greater than t-table at the level of significant 0,05 with degree of freedom (df)= 38.

Based on the findings and discussion of the research, the researcher drawn a conclusion that the use of word choice activity in producing descriptive text was effective towards second year students of SMPN 2 Sinjai. Therefore, the researcher suggested the use of word choice strategy because it could make the students more active in their writing and enjoy the materials.

## CHAPTER I

### INTRODUCTON

#### A. Background

Writing is one of language skills which is very important for learning English. It becomes important because by writing teacher can know all about students' English skill, involving speaking, reading, and listening and the other skills.

English is an international language. English also plays a vital role on the world because it is always used in mostly international forum. In Indonesia, the national education has decided that English as a foreign language is taught in Indonesia's formal school. It is taught from Elementary to University level.

There are four skills that students should master in English; listening, reading, speaking, and writing. Writing is one of language skills which is very important for learning English. It becomes important because by writing, teacher will be able to know all about students' English skill, involving the other skills.

ن يَسْطُرُونَ وَمَا أَلْقَى (1)  
ALA UDDIN  
M A R K A S S A R

Meaning of surah al qalam (1) :

1: Nun, for the sake of qalam and what they write :

الألواح أخذ العصبموسع نسكتولمما یرهبونلربهممئلذینور حمةهدنسنسختهاوفي

Meaning of surah al-a'raf (154) :

154: and after Musa anger subsided than he took (returning) the lauh-aluh (the law) and in his writing there are instruction and mercy for those who fear their God.

Writing becomes more important because it is one of the language skills that covers some components of language such as vocabulary, grammar, mechanic, organization, and content. It makes writing skill being complex and difficult to teach, requiring mastery not only grammatical and rhetorical but also conceptual and judgmental elements. (Heaton, 1988)

Actually, there are several strategies or techniques in teaching writing. Students have practiced in noting, drafting and revising their writing. Yet, it was still difficult to be accomplished by students especially in revising, because of lacking in reviewing skill. Same condition also happened when researcher observed at SMPN 2 Sinjai that showed that second year students find difficulties to write descriptive text well. The researcher found that at the school, the material was more focused on teaching grammar, structure rules, and vocabulary rather than apply them together in writing and how to choose word in writing. The students were complicated to choose the words effectively in their writing. Because there are many vocabularies, which word should be used in free writing such as life journal, travel report or daily conversation, in literature such as story, folk, or poem, and in academic writing such as paper, research or journal. Besides that, if the word has similar meaning, the students would be difficult to choose the words effectively. Moreover, students were not totally interested in learning English. This problem not only occurs in that schools, but also in entire Indonesian school commonly experienced this complicated problem. The matter that made the researcher interested to research about this problem, because this

problem is very important and cannot be deny. Based on the fact above, the researcher tried to use a strategy in producing descriptive text namely word choice activity.

The teacher of SMPN 2 Sinjai has used collaborative writing technique but it shows that the students' descriptive texts is still low, it was caused technique used are not give extent in words or vocabularies development. While word choice activity given more attention in words or vocabularies development. The word choice is one of stages to the revising process. It involved in revising sentences, and for more specific in word choice or diction. When writing, they have to choose the words that be used to express the ideas and decide how to arrange those words into sentences and paragraphs. The word choice helps correcting errors to eliminate certain troublesome words and phrases, to avoid slang and pretentious words, and to use frequently confused words correctly. The word choice sometimes forgets to apply in writing, whereas it is very important. So that, the researcher believes that word choice activity improved students' writing ability because it would be developing not only students' writing ability but also students' words or vocabularies mastery.

Collins (2005) in Six Traits Writing Workshop recited that "By teaching six traits, teachers teach students to solve problems for the major components of writing process". Six writing are the qualities that teachers, writers, and readers thought are important in good writing, they are; ideas, organization, voice, word choice, sentence fluency, and conventions.

Based on the explanation above, the researcher was intends to do quasi-experimental research in order to examine the effectiveness of the use of word choice activity in producing descriptive text in Junior High School especially at second year students of SMPN 2 Sinjai through research entitle “*The Effectiveness of Word Choice Activity in Producing Descriptive Text at the Second Year Students of SMPN 2 SINJAI*”

### ***B. Problem Statements***

Based on the background of the study and the reason for choosing the topic, the main research questions as follows:

1. Is the use of word choice activity effective in producing descriptive text at the second year students of SMPN 2 SINJAI?
2. To what extent is the use of word choice activity effective in producing descriptive text at the second year students of SMPN 2 Sinjai?

### ***C. Research Objectives***

1. To find out whether the use of word choice activity is effective in producing descriptive text at the second year students’ of SMPN 2 sinjai.
2. To find out the extent to which the use of word choice activity is effective in producing descriptive text at the second year students of SMPN 2 Sinjai.

### ***D. Research Significances***

In this part, the researcher had divide the significances of the research into two parts they are:

1. Theoretical significance



The research was some writers had proved that Word Choice is one of Six Writing Traits which was good to apply in teaching and learning writing. Word Choice was one way to enhance students' ability in writing descriptive text. The researcher hoped to obtain new knowledge and technique that could be applied in teaching English especially for teaching writing and giving contribution to teaching descriptive text.

## 2. Practical significance

### a. For teacher

The researcher assumes that word choice can help teacher to improve their students achievement in writing. It was also expected to give good contribution for all teachers in English teaching process. The teacher also could make it easy for their students to understand the material and could make their students easily to choose the dictions in writing descriptive text.

### b. For students

The researcher expects that all of the students of junior high school of 2 Sinjai would be able to enhance students ability in writing descriptive text and could write well by using Word Choice Activity and they could choose the word in descriptive text. Finally, the students designated the word and write well from descriptive text.

### c. The next researchers

The research was expected to give benefit for other writers and those who are interested in writing and processing word in writing. The research supports that word choice is one of strategy for students in writing ability.

### ***E. Research scope***

The research was focused on examining whether the use of word choice activity is effective in producing descriptive text at the second year students of SMPN 2 *SINJAI*. The research focuses on writing descriptive text about place in Noun, Adjective, Verb and Adverb.

### ***F. Operational Definition of Terms***

The title of this draft of thesis is “*The use of word choice activity in producing descriptive text at the second year students’ of SMPN 2 Sinjai*”. To make the understanding about the title of this draft easier, the researcher had explained some technical terms in this title :

#### 1. Word choice

Word choice is the use of rich colorful, precise, language that communicates not just in functional way, but in a way that moves and enlightens the reader. In good descriptive writing or with appropriate word choice the writer creates a mental picture for the reader by using words that are specific and accurate. The writer uses strong action verbs whenever possible to show the reader what is happening rather than tell the reader. The use of word choice is characterized not so much by exceptional vocabulary as by the ability to use everyday language naturally and in a fresh.

#### 2. Descriptive text

Descriptive text is a text which says what a person or a thing is like. Its purpose is to describe and reveal a particular person, place, or thing. Pardiyo (2007) stated that a descriptive text is text which lists the characteristic of

something or someone and description is a made of expository writing which is relied upon in other expository modes. Descriptive writing is the clear description of people, places, or things. Everything that tells in descriptive writing is very detailed points, so the reader can imagine what the writer want to tell.



## CHAPTER II

### LITERATURE REVIEW

#### A. Review of Related Research findings

Writing as a tool of communicating the ideas, learning and thinking have made many researchers explore and expose the implementation of various techniques in teaching language. There are some research studies that support this research.

Nasmawati (2014) *The Effectiveness of Using Word Choice in Writing Descriptive Text at The Second Year Students of MTs Muhammadiyah Cambajawaya Gowa Regency*. Based on her research was conducted it is about writing ability and the use of inquiry-bases learning strategy helped the students in in learning process.

Miftahul Jannah (2016) *The Comparison between Drafting and Listing Technique in Improving the Students' Writing Descriptive Text at the Fifth semester of English Education Department of Muhammadiyah University of Makassar*. Based on the researcher expect that his research would be effective to increase students' wiring ability in organizing their ideas to arrange paragraph this technique became an alternative teaching and strategy in writing.

Nur, N.A and Ratu, F.N (2007) From the result, the researcher analyzed and found that most of students are difficulties in maintaining their coherence and cohesion in writing process because firstly, they were confused about their idea. They did not know how to choose their idea and where to put it down.

They had too many ideas in their head and try to spill out all of them in their writing.

Izza (2013) conducted a research under the title *Improving the Students' Ability in Writing Descriptive Text by Using Pictorial Riddle Technique at the Second Year Students of MTsN Balang-Balang Gowa*. The result of the research showed that there was a significant improvement of the students' writing ability after using Pictorial Riddle Technique.

Andi Surya Pasingringi (2017) *Using Clairvoyance Technique in Teaching Writing Descriptive Text at the Second Grade Students of MTs. As'adiyah No. 43 Bontotenne*. Based on his research was conducted, it can be concluded that using Clairvoyance technique in teaching writing at the second year students of MTs. As'adiyah No. 43 Bontotenne was not effective. There are several points that make Clairvoyance technique was not effective.

To compare with the findings above, the researcher conducted a research about the use of word choice in writing descriptive text to help the students in learning process. The researcher also tried to use a strategy in producing descriptive text namely word choice. The disparity was that the use of word choice there are the comparison and the effectiveness about writing ability.

## **B. Pertinent Ideas**

### **Word Choice**

#### **1. The Definition of Word Choice**

Mark Twain, a master of Word Choice said, “The difference between the right word and the almost right word is the difference between lightning and a lightning bug” (O’Connor, 2006).

Collins (2005) in Introduction to Writing Traits and Writing Strategies recited that “By teaching the six traits and writing strategies for each of the traits, teachers teach students to solve problems for the major components of writing process”. The six traits approach to writing instruction makes writing accessible for all learners by breaking a complex cognitive process into six key component processes. Writers use writing strategies to solve problem they encounter while writing. Six writing are the qualities that teachers, writers, and readers thought are important in good writing, they are; ideas, organization, voice, word choice, sentence fluency, and conventions.

According to Wingersky, (2009) “Word choice often determines whether or not you get your message across. Making poor word choices and not writing appropriately for the audience can distract the reader so much that the message you intended to convey is missed.”

In good descriptive writing, strong word choice paints pictures in the reader’s mind. In informational writing, strong word choice clarifies, explains, and expands ideas. In persuasive writing, strong word choice compels the reader to see things clearly and, sometimes to agree with the reader. In all modes of

writing figurative language such as metaphors, simile and analogies articulate, enhance, and enrich the content. Strong word choice is characterized not so much by an exceptional vocabulary chosen to impress the reader, but more by the skill to use everyday words well.

With good word choice, we as the writer create a description for the reader by using words that are specific and accurate. The writer uses strong action verbs whenever possible to show the reader what is happening rather than tell the reader. The adjectives are as descriptive as possible. The nouns are specific, not general. Striking words and phrases catch the reader's eye, but the language is natural and not overdone. Slang and clichés are used sparingly, if at all. The writing is fresh, appealing, and full of energy.

Nur, N.A (2015) This research, analyzing vocabulary level of students' essay writing and academic textbook, was related to some ideas from many experts and researches that support and pertinent to this study. Those pertinent ideas are: (1) teaching and learning vocabulary, (2) the types of vocabulary learning, (3) the number of vocabularies the students need to know, (4) vocabulary level analysis, (5) the role of academic vocabulary for university students, (6) vocabulary and writing, (7) vocabulary and reading, (8) the relation among vocabulary, reading, and writing, (9) computer assisted language learning (CALL), (10) the role of computer/ICT in language learning, and (11) computer assisted vocabulary learning.

(Fenner&Payas, 2009) Students will learn how to employ word choice in their writing. Students will begin an understanding of using precise, vivid sensory words. Through word choice activities, students expand their repertoire of words in writing and begin to use more descriptive and accurate words that paint a

picture for the reader. In doing so, their writing becomes more interesting, precise, and enjoyable to read. In essence, students become better writers.

**a. Level of Word Choice**

Diction means “word choice.” Level of diction can be formal, popular, or informal, and should be suited to your audience (Clouse, 2004: 127).

- 1) A *formal level of diction* is appropriate when you are writing for specialists. If you were writing a government report, an article for a scholarly academic journal, a master’s degree thesis, or an annual report for a corporation, you would use a formal level of diction. Typically, formal diction requires strict adherence to all the rules of grammar. Writers use technical language and long sentences. They avoid *I*, *you*, and contractions such as *don’t* and *aren’t*. the tone is impersonal, humorless, and unemotional.
- 2) A *popular level of diction* is common in many magazines, newspaper, and books. If you are using popular diction, you need to adhere to grammar rules, but you can usually use contraction, *I* and *you*. You can also express emotion and humor. Your tone will usually be relaxed, and you can let your personality show through. A popular level of diction is suitable for most college essays written in your English class.
- 3) An *informal level of diction* is very much like the way you speak to your friends. Informal diction does not include specialized terms, sentences are short, and slang expressions may appear. Readers do not expect strict adherence to the rules of grammar. Informal diction is not acceptable for



college papers (unless you are reproducing someone's exact words), but it is often used for friendly letters, e-mail, and personal journals.

### **b. Types of English Word Choice**

John J. De Boer, in *Basic Language VI Messages and Meanings* (1982: 42-55) explains the types of English word choice. They are as follows:

- 1) Denotation and Connotation
- 2) Trite Expressions
- 3) Idiomatic Expressions
- 4) Figurative Language
- 5) Faulty or Confused Expressions

### **c. Descriptor for Word Choice**

(Steele, 2007) If the writers want their reader to see what they are writing about, but the writers have to create the images with words, not pictures. Be sure to follow the descriptors for word choice when you write.

A writer should do the following:

- 1) Use language that is natural and not overdone.

If the writer overdo the language or use language that just does not sound right, your reader will know you are “faking” it.

- 2) Use slang, and clichés sparingly.

In fact, the writer should avoid them altogether if possible. It is better to use something original than something everyone has heard or even said before.

3) Avoid repetition.

Do not use the same word over and over. Use a thesaurus to find another way to say it.

4) Use words correctly.

If the writers are not sure of a word, look it up. Use not only a thesaurus, but a dictionary. Just because a word is synonym for another does not mean they are interchangeable, so double check it.

5) Be concise.

Use words that are as descriptive as possible. You'll get your meaning across better and use fewer words. The fewer words you use, the more likely you'll keep your reader's attention.

6) Use powerful action verbs.

Write sentences that have the subjects doing something. Avoid linking verbs such as am, are, is, be, being, and been. Use verbs that create specific images in the reader's mind. If you do this, you will show rather than tell your reader what is happening, you will be able to describe without stopping the action, and you will give more information with fewer words.

To ensure you are using active verbs, find the doer of the action and make it the subject of the sentence.

*Example:* The car was hit by the tractor.

Doer = tractor

The tractor hit the car.

7) Use specific, not general, nouns.

Be descriptive with nouns. Instead of saying, "the woman," give her name. Give the type of car. Instead of "football player," tell his position. Be as specific as you can.

- 8) Use adjectives that are as descriptive as possible.

Big, huge, and gigantic all mean the same thing, but gigantic is a better choice if you are describing a tyrannosaurus.

- 9) Use words that create a mental picture for the reader.

(Steele, 2007) Choose your words carefully. Look for the best word or phrase to describe what you are writing about. Similes and metaphors are good ways to describe something so your reader can picture it.

*Example:* They were out of control, running all over the place.

*Simile:* They had no more direction than a splattered egg.

*Example:* The candle in the window helped us find our way home in the dark.

*Metaphor:* The candle was a beacon in the night.

- 10) Avoid vague, boring, and overused words.

Try to avoid the following words and phrases whenever possible:

|                       |               |                |              |
|-----------------------|---------------|----------------|--------------|
| a little bit          | boring        | of course      | Stuff        |
| a lot                 | certainly     | particularly   | surely       |
| actually              | incidentally  | phrase         | that...      |
| all                   | interesting   | predicament    | thing        |
| always                | involved with | pretty         | too          |
| area                  | just          | problem        | totally      |
| as far as...concerned | kind of       | somehow        | tremendously |
| aspect                | little        | something like | very         |
| at least              | lots          | somewhat       | which...     |
| awesome               | nice          | sort of        | whole        |
| big                   | obviously     | specially      |              |

**Table:** Avoid these words and phrase

## 11) “Show” rather than “tell”

Replace linking verbs with action verbs to "show" rather than "tell" your reader what you mean.

|    |    |     |     |      |    |       |      |
|----|----|-----|-----|------|----|-------|------|
| am | Is | Are | was | Were | be | being | been |
|----|----|-----|-----|------|----|-------|------|

**Table:** *Common linking verbs*

#### d. Word Choice Rubric

This rubric is Steele (2007) version based on the original for the Northwest Regional Educational Laboratory. The assessor will notice that there are only specific guidelines for scores of 5, 3, and 1. At paper can still earn a rating of a 4 or 2. If a paper is not quite a 5, but better than a 3, it is a 4. If a paper is not quite a 3, but better than a1, it is a 2. The scoring for word choice as follows:

1) Rating of 5 (Strong):

The writing creates a mental picture for the reader. The writer uses powerful action verbs, accurate adjectives, and precise nouns. The language is natural.

2) Rating of 3 (Developing):

The language is functional, but it is difficult for the reader to get a mental picture. The writer uses everyday language well, but may rely on clichés and slang. The writer may repeat or misuse some words.

3) Rating of 1 (Beginning):

The writer’s vocabulary is limited. The writer has a hard time finding the right words to get his message across to the reader.

## 2. Descriptive Text

### **a. The Definition of Descriptive Text**

Description is a form writing that describes something. It reproduces the way thing looks, smell, taste, feel, or sound. It may also evoke mood such as happiness, loneliness, or fear. It used to create visual image of people, places event of units of time or reason. It may be used also to describe more than outward appearance of people. It may tell about their trying of character of personality.

Oshima and Hogue (2007 : 61) states that “Descriptive writing appeals to the senses, so it tells how something looks, feels, smells, tastes, and/or sounds. A good description is a word picture; the reader can imagine the object, place, or person in his or her mind.”

According to Freedman and Medway (1994), descriptive text is a mode of expository writing which is relied upon in other expository modes; we sometimes find difficulty in imagining a purely descriptive essay.

Pardiyono (2007) stated the concept of descriptive text. The concepts of descriptive text were included definition, principle, convention, strategy, generic structure, kinds of descriptive text, and language feature of descriptive text. He stated that descriptive text is text which lists the characteristic of something or someone and description is a made of expository writing which is relied upon in other expository modes. We sometimes find difficulties in imagining the purely descriptive essay. In a narrative, for example, description can make the setting of characters more vivid; in a process paper it can insure that the audience

understands the finished product. Regardless of how we use description, it is easy to see that it strengthens an essay considerably.

Besides that it also explains about a sense of impression such as the feel, sound taste and smell. Emotion may be describes like feeling happiness, fear loneliness, gloom and joy. Description also helps the readers understand the text through their imagination and visualize a scene or person, or to understand a sensation or emotion.

Kane (2000: 351) had opinion that description is about sensory experience how something looks, sounds, tastes. Mostly it is about visual experience, but description also deals with other kinds of perception.

(Clouse, 2004:143) Descriptive is useful for us to describe the object and experienced around us human being. Even, Clouse said in her book that as social beings, we want to share our experience, so write to others to describe things such as vacations, childhood home, and people we encounter.

#### **b. The Principle of Descriptive Text**

There are three characteristic of a purely descriptive essay which are worthy of remembering, they are:

- 1) A descriptive essay has one, clear dominant impression. If, for example you are describing a snowfall, it is important for you to decide and to let your reader know if it is threatening or lovely; in order to have one dominant impression it cannot be both. The dominant impression guides the author's selection of detail and thereby made clear to the reader in the thesis sentence.

- 2) A descriptive essay can be objective or subjective, giving the author a wide choice of tone, diction and attitude. For instance, an objective description of one's dog would mention such facts as weight, height, coloring and so forth. A subjective description would include the above detail, but would also stress the author's feeling toward the dog, as well as its personality and habits.
- 3) The purpose of purely descriptive essay is to involve the reader enough so he or she can actually visualize the things being described. Therefore, it is important to use specific and concrete details.

**c. The Convention of Descriptive Text**

There are four convention of descriptive text:

- 1) The descriptive essay relies on concrete, sensory detail to communicate its point. Remember, we have five sense no one or two.
- 2) The author of descriptive essay must carefully select detail to support the dominant impression. In other words, the author has license to omit details which are incongruent with the dominant impression unless the dominant impression is one which point out the discrepancies.
- 3) Description very often relies on emotion to convey its point. Because of this, verbs, adverbs, and adjectives convey more to the reader than do nouns.
- 4) Unless the description is objective, you must be sure that the dominant impression convey an attitude.

**d. The Strategy in Writing Descriptive Text**

In writing descriptive text, as the writer we have to know about those strategies in writing descriptive text. Pardiyono (2007) stated that there are some strategies in writing descriptive Text, they are:

- 1) Trying giving all details first, the dominant impression then is built from these details.
- 2) Checking your details to be sure that they are consistent with the dominant impression. You might even want to write down the five senses on a scratch piece of paper and check to see that you have covered them all.
- 3) Trying moving your reader through space and time chronologically. For instance, you might want to describe the train ride from start to destination, or a stream from its source to the points at which it joins the river.
- 4) Using a then-and-now approach to show decay, change, or improvement. The house where you grew up might now be rambling shack. The variations on these strategies are endless.
- 5) Selecting an emotion and try to describe it. It might be more difficult started, but if can be worthwhile.

b. The Generic Structure of Descriptive Text

In getting easy to write a descriptive text, we have to know about the generic structure of descriptive text, so the readers can understand the object that we will describe. There are two the generic structure of descriptive text:

- 1) Identification



- (a) Identifying the phenomenon to be described.
- (b) Statement that describe the object that we will describe generally.
- (c) The statement must be interesting, so it the reader will be interested to read completely.
- (d) Using the adjective or degree of comparison.

## 2) Description

- (a) Giving description about the object that we can be describe.
- (b) Describing the phenomenon in parts, such as tenses (present tense/present perfect tense), verb (be, have, linking verb) and using the adjective that is used for describing the condition of object.

### e. The Kinds of Descriptive Text

As a concept of writing, Pardiyono (2007) identified descriptive text into three kinds, they are describing place, people and thing.

#### 1) Describing Place

Description of place is a text that describe the place looks, such as the condition, the situation etc.

#### 2) Describing Person

Description of place is a text that described the person looks, such as the face, body, behaviour etc.

#### 3) Describing Thing

Description of place is a text that describe the thing looks, such as the condition, the function etc.

### f. The Language Feature of Descriptive Text

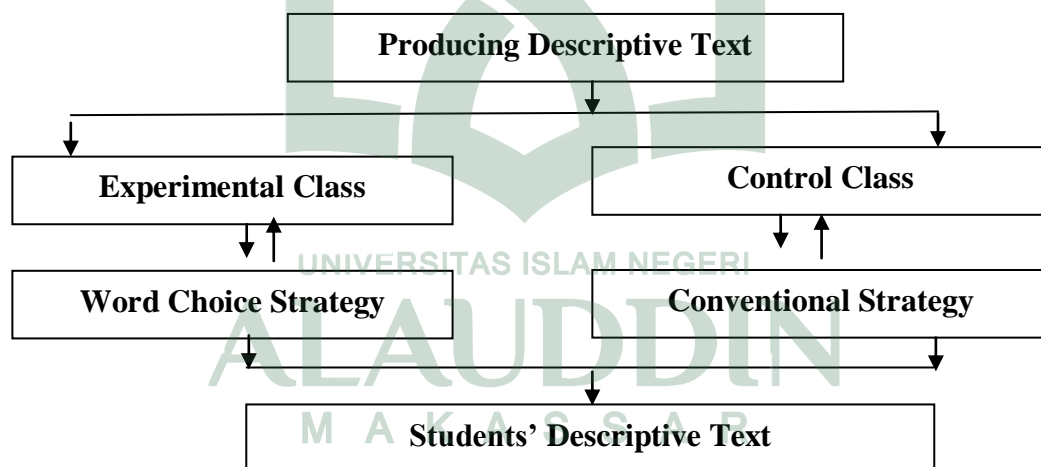
The descriptive text has language feature as below:

- 1) Using attributive and identifying process.
- 2) Using adjective and classifiers in nominal group.
- 3) Using simple present tense.

#### A. Theoretical Framework

Descriptive text is a kind of text that is taught at second year students of Junior High School. It was a text that be written for describing people, place, or thing. If the students can produce descriptive text well, it means the students have understood about content, vocabulary, language use, organization, and mechanics.

The theoretical framework underlying this research was presented in the following figure:



**Figure: Theoretical Framework**

Producing descriptive text that presented above was a descriptive text that focuses on describing place which would be as **input**. Then the experimental class would be taught by using word choice strategy while the control class would be taught by using conventional, based on students guided book, strategy. This step

would be as **process**. Finally both students' descriptive text of experimental class and control class would be as **output**.

### ***B. Hypothesis***

A hypothesis is an approximate explanation that relates to the set of facts that can be tested by certain further investigation. There are basically two types, namely, null hypothesis and alternative hypothesis. The alternative hypothesis is generally denoted as  $H_1$ . It makes a statement that suggests or advises a potential result an outcome that an investigator. And the null hypothesis is generally denoted as  $H_0$ . It states the exact opposite of what an investigator or an experimenter predicts or expects.

According to Sugiyono (2016) The formulation of the research hypothesis is the third step in the study, after the researchers put forward the theoretical basis and frame of mind. Based on the title of this research, the researcher formulated the result possibilities into the following hypothesis:

1. Alternative Hypothesis  
 $H_1$ : the use of word choice activity is effective in producing descriptive text at second year students of SMPN 2 Sinjai.
2. Null Hypothesis  
 $H_0$ : the use of word choice activity is not effective in producing descriptive text at second year students of SMPN 2 Sinjai.

**CHAPTER III**  
**RESEARCH METHOD**

**A. Research Design**

The design of this research is quasi-experimental design with non-equivalent control group design. This design is exactly like pre-test post-test control group design except that there is no random assignment into group (Sugiyono, 2014:79). A group of subject who receipt a treatment, experimental group, is compared to control group who does not receive a treatment like experimental group. Therefore, the researcher had two groups of people as the sample, one was in the control group and another was in the experimental group. Furthermore, they were chosen without random.

The design is as follow:

|                            |                      |          |                      |
|----------------------------|----------------------|----------|----------------------|
| <b>Experimental Group:</b> | <b>0<sub>1</sub></b> | <b>X</b> | <b>0<sub>2</sub></b> |
| <b>Control Group:</b>      | <b>0<sub>3</sub></b> |          | <b>0<sub>4</sub></b> |

(Sugiyono, 2014:79)

Where:

0<sub>1</sub> = pre-test for experimental group

0<sub>2</sub> = post-test for experimental group

0<sub>3</sub> = pre-test for control group

0<sub>4</sub> = post-test for control group

X = treatment

## ***B. Research Variable***

According Arikunto (2013: 162) the kinds of variable that correlated with the research design consist of two variables: Independent and Dependent variable.

### **1. Independent Variable**

Independent variable is a variable that influenced another variable to achieve what is expected by researcher. The independent variable is in this research, the independent variable is word choice activity.

### **2. Dependent Variable**

Dependent variable is the result that expected through implement of the independent variable. The dependent variable is in this research, the dependent variable is producing descriptive text.

## ***C. Population and Sample***

### **1. Population**

Arikunto (2013) said that population is the whole certain aspect of researcher. The population of this research was the students of the second year at SMPN 2 Sinjai. The population consists of two class, VIII A and VIII B which consists of 60 students.

### **2. Sample**

The samples in this research were chosen by due to using quasi experimental design as the research method. The researcher chose 20 students of class VIII A and 20 students of class VIII B. The class VIII B used experimental class and the class VIII A used control class.

#### ***D. Research Instrument***

The researcher used instrument in collecting data namely writing test. The test has done in two sections. The pre-test would give before the treatment to get the data on the students' prior knowledge in writing. The post-test would give to know the improvement of students' writing by using word choice after the treatment. The test took 30 minutes to students do their writing. The student's choose the word in the text from descriptive text but they would have same scale and capacity and that would be used in pre-test and post-test. The test would be given through descriptive text that will be the given by asking the students' to describe a place.

#### ***E. Data collecting procedures***

The procedures in collection data are presenting in chronological order as follows:

##### **1. Pre-test**

Before giving treatment, the researcher gave a pre-test using written test to found out the writing ability of the students. In this Pre-test the researcher gave the students some topic and then the students would express their ideas in writing.

The stages in giving pre-test to the students:

- a. The researcher asked the students to pay attention.
- b. The researcher would explain about the purposes of this research.
- c. The researcher would explain the instrument writing test that would be given to the students.
- d. The researcher gave the students some topic and then expresses their ideas in writing about the topic for 30minutes.

## 2. Treatment

The next step was the treatment. The researcher used word choice activity in producing descriptive text. After the pre-test, the researcher taught the students for 8 meetings. Teaching and learning processes were as follows:

The procedures of treatment in experimental class:

- a. The researcher opened the class by reciting salam and basmalah
- b. The researcher invited the leader to pray before beginning the materials.
- c. The researcher gave warming up before beginning the materials
- d. The researcher explained about Descriptive text
- e. The researcher explained about Word choice
- f. Asked students to read
- g. The researcher showed what writing is.
- h. The researcher would give some explanation express it in producing descriptive text by word choice activity and gave the text.

The procedures of treatment in control class:

- a. Students would be given motivation before starting the materials.
- b. The researcher would give some explanation about the learning process.
- c. The researcher showed what writing is.
- d. The researcher would give some explanation express it in producing descriptive text by word choice activity and gave the text.

### 3. Post-test

Post-test would be given after treatment to the experimental class aims to measure whether the use of word choice activity was effective in teaching the students' writing ability. Type of the post-test was written test.

The stages in giving post-test to the students:

- a. The researcher asked the students to pay attention.
- b. The researcher explained about the purposes of this research.
- c. The researcher explained the instrument writing test that will be given to the students.
- d. The researcher would give the students some topic which were different with pre-test and then express their ideas in writing about the topics for 30minutes

### *F. Data Analysis Technique*

The data obtained through pre-test and post-test will be analyzed through the following procedure:

1. Scoring and Classifying students' descriptive text score by writing score rubric.



**Table: Writing Score Rubric**

|                             |   |
|-----------------------------|---|
| Rating of 5<br>(Strong)     | <ul style="list-style-type: none"> <li>✓ Powerful action verbs give the writing energy.</li> <li>✓ The adjectives are as descriptive and accurate as possible.</li> <li>✓ The nouns are specific, not general.</li> <li>✓ Slang and clichés are not used very much.</li> <li>✓ The language is natural and not overdone. Words are used correctly.</li> </ul>   |
| Rating of 3<br>(Developing) | <ul style="list-style-type: none"> <li>✓ The writing gets the message across, but with language that doesn't really capture the reader's imagination.</li> <li>✓ The writer may use slang and clichés, but not to the point that it bothers the reader.</li> <li>✓ The writer may misuse words, but the reader can usually figure out what was meant.</li> <li>✓ The writer seems to avoid using new words, but the paper may have one or two good moments.</li> <li>✓ The paper may contain a few energetic verbs, accurate adjectives, and specific nouns.</li> </ul> |
| Rating of 1<br>(Beginning)  | <ul style="list-style-type: none"> <li>✓ The language is not energetic, accurate, or precise. The message is difficult for the reader to picture in his/her mind.</li> <li>✓ The writer relies on the same words and avoids using new words. Clichés and slang are overused.</li> <li>✓ Words are incorrectly used, making it difficult for the reader to understand what the writer meant.</li> </ul>  |

UNIVERSITAS ISLAM NEGERI

ALAUDDIN

(Steele, 2007)

**Table: Writing Classification Rubric**

| Scale     | Classification |
|-----------|----------------|
| 95 to 100 | Excellent      |
| 85 to 94  | Very Good      |
| 75 to 84  | Good           |
| 65 to 74  | Fairly Good    |
| 55 to 64  | Fair           |

|          |           |
|----------|-----------|
| 45 to 54 | Poor      |
| 0 to 44  | Very Poor |

(Wayan N & P. P. N Sunartama in Nurianti, 2015)

2. Finding out the mean score of the students' word choice activity and descriptive text score by using the following formula

$$\bar{X} = \frac{\sum x}{N}$$

Where:

$\bar{X}$  : Mean score

$\sum X$  : The sum of all scores

$N$  : The number of students

(Gay 2006)

3. Finding out sum of square of the students' word choice activity and descriptive text score in pre-test and post-test by applying formula below:

$$SS = \sum x^2 - \frac{(\sum x)^2}{N}$$

Where :

$SS$  : Sum of Square

$\sum x$  : The sum of all score

$\sum x^2$  : The sum square of all score

$N$  : Total number of students

(Gay, 2006)

4. Finding out standard deviation of the students' word choice activity and descriptive texts core in pre-test and post-test by applying formula below:

$$SD = \frac{\sqrt{SS}}{N-1}$$

Where :

$SD$  : Standard deviation

$SS$  : The sum of square

$N$  : Total number of students

(Gay, 2006)

5. Finding out the significant differences between the students' word choice activity and descriptive text score in pre-test and post-test by using the following formula:

- a. T-test

$$t = \frac{\bar{X}^1 - \bar{X}^2}{\sqrt{\left(\frac{SS_1 + SS_2}{n_1 + n_2 - 2}\right) \left(\frac{1}{n_1} + \frac{1}{n_2}\right)}}$$

Where:

$t$  : Test of significance

$\bar{X}^1$  : The mean score of experiment group

$\bar{X}^2$  : Mean score of control group

$SS_1$  : Sum of square experiment group

$SS_2$  : Sum of square control group

$n_1$  : Total number of experiment group


$n_2$  : Total number of control group

(Gay: 2006)

b. Hypothesis testing

After getting t-count value than the next steps is the test the hypothesis by comparing the value of t-test and t-table. Hypothesis testing applicable are:

- If the value t count  $>$  t-table, than  $H_0$  is received a while  $H_0$  is rejected
- If the value of  $t <$  t-table , then  $H_1$  is rejected while  $H_0$  is accepted



(Gay, 2006)

## CHAPTER IV

### FINDINGS AND DISCUSSION

#### A. Findings

##### 1. Total Score of Students' Pre-test and Post-test

The score of the students were observed on the word choice and one component of writing, namely content. The data are presented in Appendix A.

##### a. Experimental class

Appendix A showed the score of the students pre-test and post-test. Based on the result of pre-test and post-test that the students did, it can be concluded that the mean score of pre-test was 11.55. After the researcher gave the treatment, the result of the post-test was different from the pre-test. The mean score of post-test was 19.45.

After getting the result of the students score, then the researcher calculated their percentage in improving of Word Choice. It was used to know how many students who got percentage strong, developing, and beginning.

**Table 4.1** *The Frequency Distribution and Rate Percentage of The Students' Score of Experimental class in the Pre-test*

| No    | Classification          | Range | Pre-test  |            |
|-------|-------------------------|-------|-----------|------------|
|       |                         |       | Frequency | Percentage |
| 1.    | Strong                  | 5     | -         | -          |
| 2.    | Developing to Strong    | 4     | -         | -          |
| 3.    | Developing              | 3     | -         | -          |
| 4.    | Beginning to Developing | 2     | -         | -          |
| 5.    | Beginning               | 1     | 20        | 100%       |
| Total |                         |       | 20        | 100%       |

The table 4 above indicated that, in the pre-test there were 20 (100%) students' score classified as beginning (1), it means no one the students' for beginning to Developing until Strong. Therefore, the researcher considered that the students need many exercises to increase their skill in Word Choice.

**Table 4.2** *The Frequency Distribution and Rate Percentage of The Students' Score of Experimental class in the Post-test*

| No    | Classification          | Range | Post-test |            |
|-------|-------------------------|-------|-----------|------------|
|       |                         |       | Frequency | Percentage |
| 1.    | Strong                  | 5     | -         | -          |
| 2.    | Developing to Strong    | 4     | -         | -          |
| 3.    | Developing              | 3     | 1         | 5%         |
| 4.    | Beginning to Developing | 2     | 4         | 20%        |
| 5.    | Beginning               | 1     | 15        | 75%        |
| Total |                         |       | 20        | 100%       |

The table 4.2 above indicated that, in the post-test there were 1 students (5%) that classified as developing (3), and 4 (20%) students' score classified as beginning to developing (2), and 15 (20%) that classified as beginning. It meant that the score and the percentages of the post-test are better than in the pre-test.

#### b. Controlled class

After getting the result of the students' score, then the researcher calculated their percentage in improving writing ability. It was used to know how many students who got percentage excellent, very good, good, fair, poor, and very poor.

**Table 4.3** *The Frequency Distribution and Rate Percentage of The Students' control class Score in the Pre-test*

| No    | Classification          | Range | Pre-test  |            |
|-------|-------------------------|-------|-----------|------------|
|       |                         |       | Frequency | Percentage |
| 1.    | Strong                  | 5     | -         | -          |
| 2.    | Developing to Strong    | 4     | -         | -          |
| 3.    | Developing              | 3     | 2         | 10%        |
| 4.    | Beginning to Developing | 2     | 9         | 45%        |
| 5.    | Beginning               | 1     | 9         | 45%        |
| Total |                         |       | 20        | 100%       |

The table 4.3 above indicated that, in the pre-test there were 2 (510%) students' score classified as fair to poor (51-75), and 9 (45%) students' score classified as very poor (26-50), and 9 (45%) students' score classified very poor.

Therefore, the researcher considered that the students need many exercises and interesting techniques to develop writing ability.

After applying the technique (*using Word Choice*), the ability of the students can't develop significantly. The data was presented in following table:

**Table 4.4** *The Frequency Distribution and Rate Percentage of The Students' control class Score in the Post-test*

| No    | Classification          | Range | Pre-test  |            |
|-------|-------------------------|-------|-----------|------------|
|       |                         |       | Frequency | Percentage |
| 1.    | Strong                  | 5     | -         | -          |
| 2.    | Developing to Strong    | 4     | -         | -          |
| 3.    | Developing              | 3     | -         | -          |
| 4.    | Beginning to Developing | 2     | 1         | 5%         |
| 5.    | Beginning               | 1     | 19        | 95%        |
| Total |                         |       | 20        | 100%       |

The table 4.4 above indicated that, in the post-test there were only 1 students (5%) that classified as fair to poor, and 19 (95%) students' score classified as very poor. It meant that the score and the percentages of the pre-test are better than in the post-test because there was one student who got 40 and classified as fair to poor.



## 2. The Mean Score and Standard Deviation of Experimental Class and Controlled Class

### a. Experimental class

After calculating the result of the students' pre test and post-test, the researcher calculated the mean score and standard deviation. The result also showed us that students' writing ability was increased.

**Table 4.5.** *The Mean Score and Standard Deviation of experimental*

| Test      | Mean Score | Standard Deviation |
|-----------|------------|--------------------|
| Pre-test  | 14.55      | 2.87               |
| Post-test | 19.45      | 7.76               |

The table 4.5 above showed the statistical summary of the students' mean score and standard deviation both in pre-test and post-test. The mean score of the students' pre-test was 11.55 which classified as beginning classification with standard deviation 2.87 and the mean score of the students' post-test was 18.45 which classified beginning to developing with standard deviation 7.76. It meant that the mean score of the post-test was higher than the mean score of pre-test.

### a. Control class

After calculating the result of the students pre test and post-test, the researcher calculated the mean score and standard deviation. The result also showed us that students' writing ability was increased.

**Table 4.6.** *The Mean Score and Standard Deviation of control class*

| Test      | Mean Score   | Standard Deviation |
|-----------|--------------|--------------------|
| Pre-test  | <b>35.05</b> | 56.56              |
| Post-test | <b>34.55</b> | 10.52              |

The table of 4.6 above showed the statistical summary of the students' mean score and standard deviation both in pre-test and post-test. The mean score of the students' pre-test was 35.05 which classified as fair classification with standard deviation 56.56 and the mean score of the students' post-test was 34.55 which classified fair with standard deviation 10.52. It meant that the mean score of the pre-test was higher than the mean score of post-test. Thus, it can be concluded that the use of Word Choice can improve the students' writing ability but the students' can make writing well without word choice.

### 3. Test of Significance Testing

In order to know whether or not the mean score was statically different from two variables (pre-test and post- test) at the level of significant difference (0.05) with degree of freedom (df) = N-1, where N = the total of the student (20).

**Table 4.7** *Distribution the value of t-test and t-table*

| Variable | t-test value | t-table value |
|----------|--------------|---------------|
| Posttest | 3.219        | 2.042         |

Table 4.7 indicated that the value of the t-test was higher than value of the t-table. It indicated that there was a significant difference between t-test and t-table ( $3.219 > 2.042$ ). The result of the students between experimental and control class group in post-test. . The mean score of pre-test was 14.55 and post-test was 19.55. The t-test value (3.219) was higher than the t-table value (2.042). Therefore, alternative hypothesis (H1) was accepted and null hypothesis (H0) was rejected. The result of T-table

For level of significance (D) = 0,05

Degree of freedom (df) =  $(N_1 + N_2) - 2 = 20 + 20 - 2 = 38$

t-Table = 2,042

#### 4. Hypothesis Testing

The result of the t-test statistical analysis show that there was significant differences between the experimental group who got treatment by using word choice strategy with control group who got treatment by conventional strategy. The statement was proved by the t-test value post-test (3.219) which are greater than t-table value (2.042), at the level of significance 0.05 and the degree of freedom  $(N_1 + N_2) - 2 = 38$  by two tailed test.

It means that there is significant difference between the students' writing descriptive text in experimental group and control group. This also means that null hypothesis (H0) was rejected, while the alternative hypothesis (H1) was accepted.

#### B. Discussion

Based on the findings above, it can be concluded that the use of word choice activity in producing descriptive text at SMPN 2 Sinjai was effective. There are several points that make sorting and sequencing strategy was effective.

Discussion can be chosen as one of the activities in prewriting stage to help students develop their topics. Discussion involves some activities such as discussing issues, eliciting and sharing (Harmer, 2004). Teachers can manage students to do discussion before they write their topics by eliciting words, phrases, or sentences that relate to the topics to use in their paragraph from the students. If teachers ask students to work in group, each group can share important words, phrases, or sentences that can be used by the other group.

The first point is that the students were more active to participate in learning English materials. It was suitable with Nasmawati (2014) in her thesis *“The Effectiveness of Using Word Choice in Writing Descriptive Text at The Second Year Students of MTs Muhammadiyah Cambajawaya Gowa Regency”* that made students was conducted it is about writing ability and the use of inquiry-based learning strategy helped the students in learning process. It was caused the writer found that teaching writing descriptive text by using Word Choice better than without using Word Choice. It meant that Word Choice can improve students' writing ability, especially in writing descriptive text.

The second point is word choice was created it caused from suitable with Said (1993) conducted the research namely *“The Ability to Use English Word Choice in a Sentence of the Third Year Students of English Department, Tarbiyah Faculty of IAIN Alauddin Ujung Pandang”* that the writer collected the data by using a test about English word choices as the instrument of the research in order to find out the ability of the students to use correct and appropriate words. The result of the data analysis showed that the third year students of English department, Tarbiyah Faculty of IAIN Alauddin Ujung Pandang academic year 1993/1994 had quite fair ability to use correct and appropriate words in sentences.

It is proven by the total mean score 6,32 of the students which fall under a classification of “fair”.

The next point is based on Andi Surya Pasingringi (2017) *Using Clairvoyance Technique in Teaching Writing Descriptive Text at the Second Grade Students of MTs. As'adiyah No. 43 Bontotenne* the finding above the students did not have enough vocabularies for writing especially descriptive text because vocabulary is the most important component in writing. Not only the students was difficult in writing but also in memorizing vocabularies.

The last point is word choice strategy in producing descriptive text help the students extent their comprehensibility of the text. It is support by Pardiyono conclusion told that stated the concept of descriptive text. The concepts of descriptive text were included definition, principle, convention, strategy, generic structure, kinds of descriptive text, and language feature of descriptive text. He stated that descriptive text is text which lists the characteristic of something or someone and description is a made of expository writing which is relied upon in other expository modes. We sometimes find difficulties in imagining the purely descriptive essay. In a narrative, for example, description can make the setting of characters more vivid; in a process paper it can insure that the audience understands the finished product. Regardless of how we use description, it is easy to see that it strengthens an essay considerably. (2007)

To conclude this research, it was shown that all data found and discussed in this chapter referred to the rejection of null hypothesis and acceptance of the alternative hypothesis. It means that the use of word choice activity in producing descriptive text was effective towards second year students of SMPN 2 Sinjai.

## CHAPTER V

### CONCLUSION AND SUGGESTION

#### A. Conclusion

Based on the result of the data analysis, research findings, and discussion in the previous chapter, the researcher concluded that:

The use of word choice activity in producing descriptive text at the second year students of SMPN 2 Sinjai. Using word choice activities in teaching was effective the students' especially in descriptive text.

From the result of calculation also showed the total t- test value of the research was 6.08 with that degree of freedom (df) was 38 and level significant 0.05, so the value table of t-table was 2.120. It showed that t-test value was higher than t-table ( $3,219 > 2,042$ ). It meant  $H_1$  was accepted. It meant that the students' achievement in writing descriptive text who were taught by using Word Choice was better than the students' achievement who were taught without Word Choice.

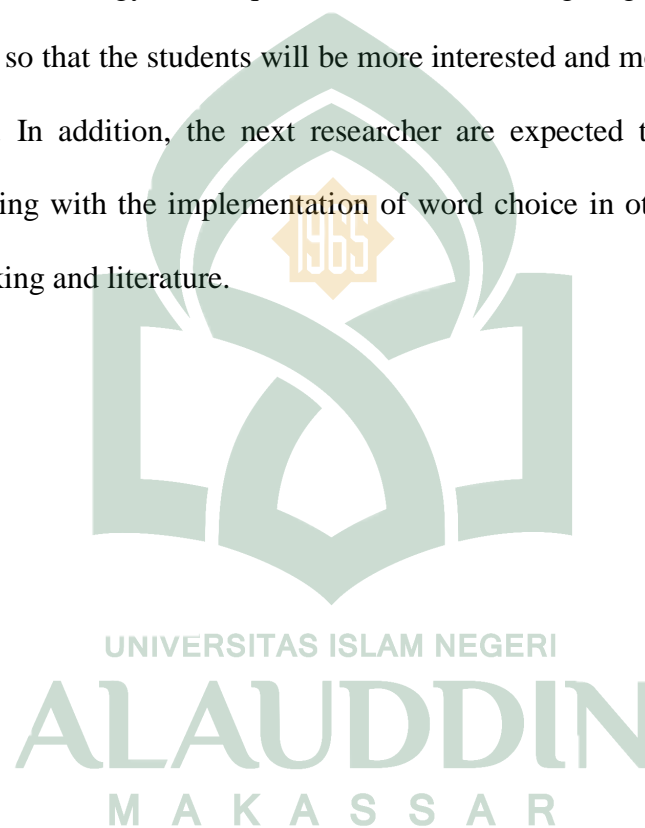
#### B. Suggestions

Considering the conclusion above, the researcher put forward some suggestions as follows:

1. Using word choice could be used for process learning to the students' because it was effective for learn in the class. But, without word choice also could be improve the students' their writing ability. Teaching English word choice may have a significant contribution to the development of the students' writing skill. Secondly, the English teacher should apply Word Choice Trait in writing descriptive text, as one way in teaching writing

which can help students to choose the appropriate words to describe something especially in writing descriptive text.

2. Word choice activity strategy not only for descriptive text but also narrative, recount, and report text.
3. Moreover, the English teacher should more creative and innovative to choose the strategy, technique, or media in teaching English especially in writing, so that the students will be more interested and motivated to study English. In addition, the next researcher are expected to do researches concerning with the implementation of word choice in other aspect, such as speaking and literature.



## BIBLIOGRAPHY

- Byrne, Donn. *Teaching writing skills*. England: group UK Limited. 1998 Collins, *Writing Strategies recited* :Writing Traits and Writing Strategies recited. 2005
- De Boer, John J. in Basic Language VI Messages and Meaning: (1982:42-55) Steele, K. *Word Choice Lesson Ideas*. Retrieved from: [www.kimskorner4teachertalk.com/writing/sixtrait/wordchoice/lessons.htm](http://www.kimskorner4teachertalk.com/writing/sixtrait/wordchoice/lessons.htm) 1.2007.
- Freedman, A., & Medway, P. "Introduction", *Learning and Teaching Genre*. Eds, Aviva Freedman and peter Medway. Portsmouth, New Hampshire: Boynton/Cook. 1994.
- Gay, L. R., *Education Research*. New York bell and Howell Company, 1981.
- Heaton, J.B. *Writing English Language Test*. New York: Longman Inc, 1988.
- Izza, M. M. *Improving the Students' Ability in Writing Descriptive Text by Using Pictorial Riddle Technique at the Second Year Students of MTsNBalang-BalangGowa*. Thesis of UIN Alauddin Makassar. 2013.
- Johnson, Peter. H. *Choice Words: How Our Language Affects Children's Learning*. State University of New York at Albany, 2004.
- Kane, T. *Essensial Guide of Writing*. New York: Oxford University Press. 2000
- Masruroh,Jazilatul. *Descriptive essay* Accessed from <http://www.englishindo.com/2017/04/contoh-descriptive-text-my-favorite-teacher.html> on May 05, 2017
- Masruroh,Jazilatul.*Genre-based* Accessed from <http://www.englishindo.com/2015/07/contoh-descriptive-text.html> on May 05 2017
- Nasmawati.The effectiveness of Using Word Choice in Writing Descriptive Text at the Yecond Year Student's of MTs MuhammadiyahCambajawayaGowa Regency. *Thesis* 2014.
- Nur, N.A and Ratu, F.N ( 2017 ). Analyzing Students' Difficulties in Maintaining Their Coherence and Cohesion. THESIS: Tarbiyah and Teaching Science Faculty of UIN Alauddin Makassar. Access on December 2018. <http://journal.uin-alauddin.ac.id/index.php/Eternal>
- Nur, N. A (2015). Analyzing Vocabulary Level of the Students' Essay Writing and Academic Textbook Utilizing Lextutor. THESIS: Tarbiyah and Teaching Science Faculty of UIN Alauddin Makassar. Access on December 2018. <http://journal.uin-alauddin.ac.id/index.php/Eternal>
- Magdahalena, *The Use of Prewriting Methods to Develop Efl Students' Competence in Writing*.
- Oshima, A., & Hogue, A. *Introduction to Academic Writing*. New York: Pearson Education.2007.
- O'Connor, D. 6-Trait Lesson Plans: Word Choice. 2006.



- Pardiyono. *Teaching Genre-Based Writing*. Yogyakarta: Penerbit Andi, 2007.
- Pasingringi, Surya Andi. *Using Clairvoyance Technique in Teaching Writing Descriptive Text at the Second Grade Students of MTs. As'adiyah No. 43 Bontotenne*. 2017
- Said, St., F. *The Ability to Use English Word Choice in a Sentence of the Third Year Students of English Department, Tarbiyah Faculty of IAIN Alauddin Ujung Pandang*. Thesis of UIN Alauddin Ujung Pandang. 1993
- Spandel, Vicki. *Creating Young Writers: Using Six Traits to Enrich Writing Process in Elementary Classrooms*. 2004. (6TraitsRubric2, access on January 28, 2014)
- Sugiyono. *Metode Penelitian Pendidikan. Cet. Ke-20*; Bandung: Alfabeta, 2014
- Steele, K. *Word Choice Lesson Ideas*. Retrieved from: [www.kimskorner4teachertalk.com/writing/sixtrait/wordchoice/lessons.htm](http://www.kimskorner4teachertalk.com/writing/sixtrait/wordchoice/lessons.htm) 1.2007.
- The Writing Center. *Handout : Word Choice*. Chapel Hill: UNC, 2012. (6TraitsRubric2, access on January 28, 2014)
- Accessed from: <http://www.statisticssolutions.com/null-hypothesis-and-alternative-hypothesis/> on July 2018

**APPENDIX A***The students' roll*

STUDENTS' ROLL OF

THE SECOND YEAR OF SMPN 2 SINJAI

| NO | NAME             | MEETING  |           |    |     |    |   | SIGN |           |
|----|------------------|----------|-----------|----|-----|----|---|------|-----------|
|    |                  | PRE-TEST | TREATMENT |    |     |    |   |      | POST-TEST |
|    |                  |          | I         | II | III | IV | V |      |           |
| 1  | Ade yuyum        | ✓        |           |    |     |    | ✓ |      |           |
| 2  | Wahyu hidayat    | ✓        |           |    |     |    | ✓ |      |           |
| 3  | Hajal            | ✓        |           |    |     |    | ✓ |      |           |
| 4  | M. Takbir        | ✓        |           |    |     |    | ✓ |      |           |
| 5  | Nur alamsyah     | ✓        |           |    |     |    | ✓ |      |           |
| 6  | Restu ananta     | ✓        |           |    |     |    | ✓ |      |           |
| 7  | Ansar            | ✓        |           |    |     |    | ✓ |      |           |
| 8  | A.Tifatul Fatwa  | ✓        |           |    |     |    | ✓ |      |           |
| 9  | Yanti            | ✓        |           |    |     |    | ✓ |      |           |
| 10 | Andi Yulia Reski | ✓        |           |    |     |    | ✓ |      |           |
| 11 | Selviani         | ✓        |           |    |     |    | ✓ |      |           |
| 12 | Musdalifah       | ✓        |           |    |     |    | ✓ |      |           |
| 13 | Mardiana         | ✓        |           |    |     |    | ✓ |      |           |
| 14 | Febi Nahira      | ✓        |           |    |     |    | ✓ |      |           |
| 15 | Alif             | ✓        |           |    |     |    | ✓ |      |           |
| 16 | Nurul Inayah     | ✓        |           |    |     |    | ✓ |      |           |
| 17 | Moh. Faiz        | ✓        |           |    |     |    | ✓ |      |           |
| 18 | Dewi Kardina     | ✓        |           |    |     |    | ✓ |      |           |
| 19 | Rima Maharani    | ✓        |           |    |     |    | ✓ |      |           |
| 20 | Ferdiansyah      | ✓        |           |    |     |    | ✓ |      |           |

## APPENDIX B

*The Row Score of the Students' Pre-test and Post-test  
in experiment class*

| No                | Name             | Pre-test     |               | Post-test    |               |
|-------------------|------------------|--------------|---------------|--------------|---------------|
|                   |                  | Score (X)    | $X_1^2$       | Score (X)    | $X_1^2$       |
| 1                 | Ade yuyum        | 20           | 400           | 15           | 225           |
| 2                 | Wahyu hidayat    | 18           | 324           | 15           | 225           |
| 3                 | Hajal            | 18           | 324           | 15           | 225           |
| 4                 | M. Takbir        | 15           | 225           | 15           | 225           |
| 5                 | Nur alamsyah     | 15           | 225           | 15           | 225           |
| 6                 | Restu ananta     | 15           | 225           | 15           | 225           |
| 7                 | Ansar            | 18           | 324           | 15           | 225           |
| 8                 | A.Tifatul Fatwa  | 15           | 225           | 15           | 225           |
| 9                 | Yanti            | 15           | 225           | 10           | 100           |
| 10                | Andi Yulia Reski | 15           | 225           | 20           | 400           |
| 11                | Selviani         | 15           | 225           | 20           | 400           |
| 12                | Musdalifah       | 15           | 225           | 15           | 225           |
| 13                | Mardiana         | 10           | 100           | 20           | 400           |
| 14                | Febi Nahira      | 15           | 225           | 45           | 2025          |
| 15                | Alif             | 15           | 225           | 30           | 900           |
| 16                | Nurul Inayah     | 10           | 100           | 25           | 625           |
| 17                | Moh. Faiz        | 10           | 100           | 19           | 361           |
| 18                | Dewi Kardina     | 10           | 100           | 25           | 625           |
| 19                | Rima Maharani    | 12           | 144           | 25           | 625           |
| 20                | ferdiansyah      | 15           | 225           | 15           | 225           |
| <b>Total</b>      |                  | <b>291</b>   | <b>4391</b>   | <b>389</b>   | <b>8711</b>   |
| <b>Mean score</b> |                  | <b>14.55</b> | <b>219.55</b> | <b>19.45</b> | <b>435.55</b> |

### APPENDIX C

*The Row Score of the Students' Pre-test and Post-test  
in Control Class*

| No                | Name                   | Pre-test     |                | Post-test    |             |
|-------------------|------------------------|--------------|----------------|--------------|-------------|
|                   |                        | Score (X)    | $X_1^2$        | Score (X)    | $X_1^2$     |
| 1                 | Andi Rasyuqah          | 25           | 625            | 20           | 400         |
| 2                 | Rafiuddin Kamal        | 30           | 900            | 20           | 400         |
| 3                 | Muh. Wildan            | 25           | 625            | 20           | 400         |
| 4                 | Indah Sri Wahyuningsih | 35           | 1225           | 25           | 625         |
| 5                 | Sri Rezki Salsabilah   | 50           | 2500           | 40           | 1600        |
| 6                 | Kennet Adriano         | 45           | 2025           | 20           | 400         |
| 7                 | Meutia Puji Lestari    | 40           | 1600           | 15           | 225         |
| 8                 | Nabila Salsabila       | 15           | 225            | 15           | 225         |
| 9                 | Nurul Ain              | 55           | 3025           | 20           | 400         |
| 10                | Siti Syahraeni         | 50           | 2500           | 15           | 225         |
| 11                | Muh. Faiz              | 50           | 2500           | 20           | 400         |
| 12                | Rahmawati Aziz         | 18           | 324            | 15           | 225         |
| 13                | Wiwi Widyawati         | 19           | 361            | 15           | 225         |
| 14                | Aries. AR              | 40           | 1600           | 15           | 225         |
| 15                | Muh. Zaim              | 25           | 625            | 15           | 225         |
| 16                | Sri Nurhaerani         | 55           | 3025           | 10           | 100         |
| 17                | Andi Novia Ramadani    | 50           | 2500           | 10           | 100         |
| 18                | Rismawati              | 19           | 361            | 10           | 100         |
| 19                | Ihwan                  | 15           | 225            | 10           | 100         |
| 20                | Ardi                   | 20           | 400            | 10           | 100         |
| <b>Total</b>      |                        | <b>691</b>   | <b>27571</b>   | <b>701</b>   | <b>6700</b> |
| <b>Mean score</b> |                        | <b>34.55</b> | <b>1378.55</b> | <b>35.05</b> | <b>335</b>  |

## APPENDIX D

### *The mean score of Experimental Class and Control Class*

#### A. Experimental Class

1. Pre-test

$$\bar{X}_1 = \frac{\Sigma X}{N}$$

$$= \frac{291}{20}$$

$$\bar{X}_1 = 14.55$$

2. Post-test

$$\bar{X}_1 = \frac{\Sigma X}{N}$$

$$= \frac{389}{20}$$

$$\bar{X}_1 = 19.45$$

#### B. Control class

1. Pre-test

$$\bar{X}_2 = \frac{\Sigma X}{N}$$

$$= \frac{701}{20}$$


$$\bar{X}_2 = 35.05$$

2. Post-test

$$\bar{X}_2 = \frac{\Sigma X}{N}$$

$$= \frac{691}{20}$$

$$\bar{X}_2 = 34,55$$



UNIVERSITAS ISLAM NEGERI  
**ALAUDDIN**  
M A K A S S A R

## APPENDIX E

### *Standard Deviation of Experimental Class and Control Class*

#### a. Experimental class

1. Pre-test

$$SD = \sqrt{\frac{SS_1}{n-1}}$$

Where :

$$\begin{aligned} SS_1 &= \sum X_1^2 - \frac{(\sum X_1)^2}{n} \\ &= 4391 - \frac{(291)^2}{20} \\ &= 4391 - \frac{84681}{20} \\ &= 4391 - 4234.05 \\ &= 156.95 \end{aligned}$$

$$\begin{aligned} SD &= \sqrt{\frac{SS_1}{n-1}} \\ &= \sqrt{\frac{156.95}{19}} \\ &= \sqrt{8.26} \end{aligned}$$

$$= 2.87$$

2. Post-test

$$SD = \sqrt{\frac{SS_1}{n-1}}$$

Where :

$$\begin{aligned} SS_1 &= \sum X_1^2 - \frac{(\sum X_1)^2}{n} \\ &= 8711 - \frac{(389)^2}{20} \\ &= 8711 - \frac{151321}{20} \\ &= 8711 - 7566.05 \\ &= 1144.95 \end{aligned}$$

$$\begin{aligned} SD &= \sqrt{\frac{SS_1}{n-1}} \\ &= \sqrt{\frac{1144.95}{19}} \\ &= \sqrt{60.26} \end{aligned}$$

$$= 7.76$$

**b. Control class**

## 1. Pre-test

$$SD = \sqrt{\frac{SS_1}{n-1}}$$

Where :

$$\begin{aligned} SS_1 &= \sum X_1^2 - \frac{(\sum X_1)^2}{n} \\ &= 27571 - \frac{(691)^2}{20} \\ &= 27571 - \frac{477481}{20} \\ &= 27571 - 23874.05 \\ &= 3696.95 \end{aligned}$$

$$SD = \sqrt{\frac{SS_1}{n-1}}$$

$$= \sqrt{\frac{3696.95}{19}}$$

$$= \sqrt{3.200}$$

$$= 56.56$$

## 1. Post-test

$$SD = \sqrt{\frac{SS_1}{n-1}}$$

Where :

$$\begin{aligned} SS_1 &= \sum X_1^2 - \frac{(\sum X_1)^2}{n} \\ &= 6700 - \frac{(701)^2}{20} \\ &= 6700 - \frac{491401}{20} \\ &= 6700 - 24570.05 \\ &= -17870.05 \end{aligned}$$

$$SD = \sqrt{\frac{SS_1}{n-1}}$$

$$= \sqrt{\frac{-17870.05}{19}}$$

$$= \sqrt{-30.66}$$

$$= -5.53$$

**APPENDIX F**  
*The significant Different*

$$\bar{X}_1 = 19.45 \quad S_1 = 1144.95$$

$$\bar{X}_2 = 34.55 \quad S_2 = -17870$$

**1. T-test**

$$t = \frac{\bar{X}_1 - \bar{X}_2}{\sqrt{\left(\frac{SS_1 + SS_2}{n_1 + n_2 - 2}\right) \left(\frac{1}{n_1} + \frac{1}{n_2}\right)}}$$

$$t = \frac{19.45 - 34.55}{\sqrt{\left(\frac{1144.95 + (-17870.05)}{20 + 20 - 2}\right) \left(\frac{1}{20} + \frac{1}{20}\right)}}$$

$$t = \frac{-15.1}{\sqrt{\left(\frac{-16725.1}{38}\right) \left(\frac{2}{40}\right)}}$$

$$t = \frac{-15.1}{\sqrt{(-440,13)(0,05)}}$$

$$t = \frac{-15.1}{\sqrt{-22.00}}$$

$$t = \frac{-15.1}{-4.69}$$

$$t_{hitung} = 3.219$$

**2. T-table**

For level of significance (D) = 0,05

Degree of freedom (df) = (N<sub>1</sub>+N<sub>2</sub>)-2 = 20+20-2 = 38

t-Table = 2,042



## APPENDIX G

## The Distribution of t-table

| Df  | Level of Significance for two-tailed test |       |       |              |        |        |
|-----|---|-------|-------|--------------|--------|--------|
|     | 0,5                                       | 0,2   | 0,1   | 0,05         | 0,02   | 0,01   |
|     | Level of Significance for one-tailed test |       |       |              |        |        |
|     | 0,25                                      | 0,1   | 0     | 0,025        | 0,01   | 0.005  |
| 1   | 1.000                                     | 3.078 | 6.314 | 12.706       | 31,821 | 63.657 |
| 2   | 0.816                                     | 1.886 | 2.920 | 4.303        | 6.965  | 9.926  |
| 3   | 0.765                                     | 1.638 | 2.353 | 3.183        | 4.541  | 5.841  |
| 4   | 0.741                                     | 1.533 | 2.132 | 2.776        | 3.747  | 4.604  |
| 5   | 0.727                                     | 1.476 | 2.015 | 2.571        | 3.365  | 4.032  |
| 6   | 0.718                                     | 1.440 | 1.943 | 2.447        | 2.143  | 3.707  |
| 7   | 0.711                                     | 1.451 | 1.895 | 2.365        | 2.998  | 3.499  |
| 8   | 0.706                                     | 1.397 | 1.860 | 2.306        | 2.896  | 3.355  |
| 9   | 0.703                                     | 1.383 | 1.833 | 2.262        | 2.821  | 3.250  |
| 10  | 0.700                                     | 1.372 | 1.812 | 2.226        | 2.764  | 3.169  |
| 11  | 0.697                                     | 1.363 | 1.769 | 2.201        | 2.718  | 3.106  |
| 12  | 0.695                                     | 1.356 | 1.782 | 2.179        | 2.681  | 3.055  |
| 13  | 0.694                                     | 1.350 | 1.771 | 2.160        | 2.650  | 3.120  |
| 14  | 0.692                                     | 1.345 | 1.761 | 2.143        | 2.624  | 2.977  |
| 15  | 0.691                                     | 1.341 | 1.753 | 2.331        | 2.604  | 2.947  |
| 16  | 0.690                                     | 1.337 | 1.746 | 2.120        | 2.583  | 2.921  |
| 17  | 0.689                                     | 1.333 | 1.740 | 2.110        | 2.567  | 2.898  |
| 18  | 0.688                                     | 1.330 | 1.734 | 2.101        | 2.552  | 2.878  |
| 19  | 0.688                                     | 1.328 | 1.729 | 2.093        | 2.539  | 2.861  |
| 20  | 0.687                                     | 1.325 | 1.725 | 2.086        | 2.528  | 2.845  |
| 21  | 0.686                                     | 1.323 | 1.721 | 2.080        | 2.518  | 2.831  |
| 22  | 0.686                                     | 1.321 | 1.717 | 2.074        | 2.505  | 2.819  |
| 23  | 0.685                                     | 1.319 | 1.714 | 2.690        | 2.500  | 2.807  |
| 24  | 0.685                                     | 1.318 | 1.711 | 2.640        | 2.492  | 2.797  |
| 25  | 0.684                                     | 1.316 | 1.708 | 2.060        | 2.485  | 2.787  |
| 26  | 0.684                                     | 1.315 | 1.706 | 2.056        | 2.479  | 2.779  |
| 27  | 0.684                                     | 1.314 | 1.703 | 2.052        | 2.473  | 2.771  |
| 28  | 0.683                                     | 1.313 | 1.701 | 2.048        | 2.467  | 2.763  |
| 29  | 0.683                                     | 1.311 | 1.699 | 2.045        | 2.462  | 2.756  |
| 30  | 0.683                                     | 1.310 | 1.697 | <b>2.042</b> | 2.457  | 2.750  |
| 40  | 0.681                                     | 1.303 | 1.684 | 2.021        | 2.423  | 2.704  |
| 60  | 0.679                                     | 1.296 | 1.671 | 2.000        | 2.390  | 2.660  |
| 120 | 0.677                                     | 1.289 | 1.658 | 2.890        | 2.358  | 2.617  |
|     | 0.674                                     | 1.282 | 1.645 | 1.960        | 2.326  | 2.576  |

**APPENDIX H**  
**LESSON PLAN**  
**FOR EXPERIMENTAL GROUP**

The Pre-Test

1. Identity

School : SMPN 2 Sinjai  
Subject : English  
Skill : Writing  
Class : VIII  
Time allocation : 45 minutes

2. Instructional Object

The students will be able to write descriptive text based on the topic they will choose.

3. Teaching Procedure

a. Teaching Presentation

- The researcher gives the students the test sheet.
- The researcher gives explanation about the test, the rules of the test and how to do the test.
- The researcher asks the students to do their test.

b. Students' Activity

- The students do their test individually based on the researcher's instruction.
- The students are able to choose one of the three the following topics : My classroom, My village and Borobudur of Temple
- The students write descriptive test at least two paragraphs.

4. Evaluating

The students' answer will be evaluated by word choice rubric and content rubric.

The Treatment – 1<sup>st</sup> Meeting

## 1. Identity

School : SMPN 2 Sinjai  
Subject : English  
Skill : Writing  
Class : VIII  
Time allocation : 60 minutes

## 2. Instructional Object

The students will understand about descriptive writing.

## 3. Teaching Procedure

## a. Teaching Presentation

- The researcher divides students into three groups.
- The researcher gives the students example of descriptive text.
- The researcher asks the students to elaborate the definition of descriptive text by their own understanding.
- The researcher explains the definition of descriptive text, generic structure of descriptive text, language feature of descriptive text, and kinds of descriptive text clearly.
- The researcher asks the students to identify the example of descriptive text, generic structure of descriptive text, language feature of descriptive text, and kinds of descriptive text.

## b. Students' Activity

- The students elaborate the definition of descriptive text by their own understanding.
- The students identify the example of descriptive text, generic structure of descriptive text, language feature of descriptive text, and kinds of descriptive text.

## 4. Evaluating

The students identify the example of descriptive text.

The Treatment – 2<sup>nd</sup> Meeting

## 1. Identity

School : SMPN 2 Sinjai  
Subject : English  
Skill : Writing  
Class : VIII  
Time allocation : 60 minutes

## 2. Instructional Object

The students will understand about descriptive writing.

## 3. Teaching Procedure

## a. Teaching Presentation

- The researcher divides students into three groups.
- The researcher gives the students another example of descriptive text.
- The researcher explains the principles of descriptive writing, the convention of descriptive text, and the strategies in writing descriptive text.

## b. Students' Activity

- The students ask to write the descriptive text based on the understanding that they got.

## 4. Evaluating

The students' answer will be evaluated by content rubric.

The Treatment – 3<sup>rd</sup> Meeting

## 1. Identity

School : SMPN 2 Sinjai  
Subject : English  
Skill : Writing – Word Choice  
Class : VIII  
Time allocation : 60 minutes

## 2. Instructional Object

The students will understand about word choice.

## 3. Teaching Procedure

## a. Teaching Presentation

- The researcher divides students into three groups.
- The researcher introduces the word choice.
- The researcher asks the students the definition of word choice based on their prior knowledge.
- The researcher explains the definition of word choice, the cue of word choice, and the principles of word choice.
- The researcher gives students the text to correct the word choice of it.

## b. Students' Activity

- The students elaborate the definition of word choice by their own prior knowledge.
- The students correct the word choice of the text that the researcher given.

## 4. Evaluating

The students' answer will be evaluated by word choice rubric.

The Treatment – 4<sup>th</sup> Meeting

## 1. Identity

School : SMPN 2 Sinjai  
Subject : English  
Skill : Writing – Word Choice  
Class : VIII  
Time allocation : 60 minutes

## 2. Instructional Object

The students will understand about word choice.

## 3. Teaching Procedure

## a. Teaching Presentation

- The researcher divides students into three groups.
- The researcher gives the students the list of words.
- The researcher gives students the text to correct the word choice of it.

## b. Students' Activity

- The students correct the word choice of the text that the researcher given.

## 4. Evaluating

The students' answer will be evaluated by word choice rubric.

The Treatment – 5<sup>th</sup> Meeting

## 1. Identity

School : SMPN 2 Sinjai  
Subject : English  
Skill : Writing  
Class : VIII  
Time allocation : 60 minutes

## 2. Instructional Object

The students will write descriptive text by using word choice trait.

## 3. Teaching Procedure

## a. Teaching Presentation

- The researcher asks the students to make descriptive text using word choice trait at least two paragraphs.
- The researcher chooses one of the students work to check the word choice of descriptive writing together with students.

## b. Students' Activity

- The students make descriptive text using word choice trait at least two paragraphs.
- The students discuss with the researcher to correct the word choice of descriptive writing that student did.

## 4. Evaluating

The students' answer will be evaluated by word choice rubric and content rubric.

## The Post-Test

### 1. Identity

School : SMPN 2 Sinjai  
Subject : English  
Skill : Writing  
Class : VIII  
Time allocation : 45 minutes

### 2. Instructional Object

The students will be able to write descriptive text based on the topic they will choose.

### 3. Teaching Procedure

#### c. Teaching Presentation

- The researcher gives the students the test sheet.
- The researcher gives explanation about the test, the rules of the test and how to do the test.
- The researcher asks the students to do their test.

#### d. Students' Activity

- The students do their test individually based on the researcher's instruction.
- The students are able to choose one of the three the following topics :  
Indonesia and School
- The students write descriptive test at least two paragraphs.

### 4. Evaluating

The students' answer will be evaluated by word choice rubric and content rubric.



## APPENDIX I

### RESEARCH INSTRUMENT

Item : Pre-test and Post-Test

Petunjuk Pengisian :

1. Instrument penelitian ini adalah alat yang digunakan untuk mengetahui kemampuan menulis saudara (i) untuk mengetahui keefektifan penggunaan **Word Choice** (Diksi/Pemilihan Kata) dalam menulis teks deskriptif bahasa Inggris di sekolah anda.
2. Hasil tes tidak akan mempengaruhi nilai saudara (i) dalam mata pelajaran bahasa Inggris, karena hasil tes ini semata-mata digunakan untuk kepentingan penelitian.
3. Atas partisipasi, dukungan, dan kerjasamanya, peneliti mengucapkan banyak terima kasih.
4. Isilah identitas anda sesuai dengan tempat yang disediakan.
5. Dalam pengerjaan tes, anda diperbolehkan membuka kamus.
6. Anda diberikan waktu selama 45 menit untuk mengerjakan tes ini.
7. Selamat mengerjakan Jangan menyontek.

The Questions :

1. You are able to choose of the three following topics :
  - a. My classroom
  - b. My Village
  - c. Borobudur of Temple
2. Make descriptive text at least two paragraphs.

Item : Post-Test

Petunjuk Pengisian :

8. Instrument penelitian ini adalah alat yang digunakan untuk mengetahui kemampuan menulis saudara (i) untuk mengetahui keefektifan penggunaan **Word Choice** (Diksi/Pemilihan Kata) dalam menulis teks deskriptif bahasa Inggris di sekolah anda.
9. Hasil tes tidak akan mempengaruhi nilai saudara (i) dalam mata pelajaran bahasa Inggris, karena hasil tes ini semata-mata digunakan untuk kepentingan penelitian.
10. Atas partisipasi, dukungan, dan kerjasamanya, peneliti mengucapkan banyak terima kasih.
11. Isilah identitas anda sesuai dengan tempat yang disediakan.
12. Dalam pengerjaan tes, anda diperbolehkan membuka kamus.
13. Anda diberikan waktu selama 45 menit untuk mengerjakan tes ini.
14. Selamat mengerjakan Jangan menyontek.

The Questions :

1. You are able to choose of the three following topics :
  - A. Indonesia
  - B. School
  - C. Borobudur
2. Make descriptive text at least two paragraphs.

UNIVERSITAS PEGER  
**ALAUDDIN**  
M A K A S S A R

**STUDENTS' ANSWER SHEET**

Item : Pre-test and Post-Test

|             |   |       |
|-------------|---|-------|
| Name        | : | ..... |
| Reg. Number | : | ..... |
| Class       | : | ..... |

|       |
|-------|
| Score |
|-------|



UNIVERSITAS ISLAM NEGERI

**ALAUDDIN**

M A K A S S A R

GOOD LUCK , KEEP CALM AND CARRY ON

### **My Classmate, Yuta**

Yuta is one of the 150 International students at the ELC of Brigham Young University. He is from Japan. He grew up in Japan, and he is 19 years old. There are six people in his family, a father, a mother, three sisters and himself. He is the youngest in his family. He is also the only boy in his family, but now he is in Provo, Utah, studying English. Yuta likes the United States very much and he thinks everything is cheap. Yuta thinks his English classes are excellent and the teachers are professionals. Yuta thinks someone in his class is noisy so he doesn't like that. In his free time he spends too much time sleeping, so it seems that he has a sleeping sickness.



## **Borobudur Temple**

(Identification)

Borobudur is a Buddhist temple. It was built in the ninth century under Sailendra dynasty of ancient Mataram kingdom. Borobudur is located in Magelang, Central Java, Indonesia.

(Description)

Borobudur is well-known all over the world. Its construction is influenced by the Gupta architecture of India. The temple is constructed on a hill 46 meter high and consists of eight steps like stone terrace. The first five terraces are square and surrounded by walls adorned with Buddhist sculpture in bas-relief. The upper three are circular. Each of them is with a circle of bell shape-stupa. The entire upper structure is crowned by a large stupa at the center of the top circle. The way to the summit extends through some 4.8 km of passage and stairways.

The design of Borobudur symbolizes the conception of universe in Buddhist cosmology. It is believed that the universe is divided into three spiritual spheres, kamadhatu, rupadhatu, and arupadhatu. The first sphere, kamadhatu, represents respectively the sphere of desires where we are bound to our desires; the second sphere, rupadhatu, represents forms where we abandon our desires but are still bound to name and form; and the last sphere, arupadhatu, represents formlessness where there is no longer either name or form. Borobudur temple which is rededicated as an Indonesian monument in 1983 is a valuable treasure for Indonesian people. With its magnificent size and architecture, no wonder that Borobudur Temple includes 7 wonders of the world.

## **Panda**

(Identification)

Have you ever watch the cartoon movie “Kung Fu Panda”? The panda in the movie is described as a fat animal, love-noodle eater, and Kung Fu master. But the Panda that will be described below is not the Panda who can do Kung Fu like in that movie. Here is the description about Panda.

(Description)

Pandas are bear-like animal which originally live in center and western part of China. Pandas have distinguish features that make them different other species of bear. Pandas have white thick fur which covers all of their body with black eyes patches, ears, nose, legs, shoulders, and arms. Those black marks make Pandas unique and different.

Like other species of bear, pandas have a big head, a short tail, rounded ears, and a long muzzle with a big nose. However, pandas’ diet is totally different with other species of bear; in which they prefer bamboos than others. 90% of pandas’ diet consists of bamboos. That is why pandas have adapted their body to help them in eating bamboos. Pandas have a big jaw with tough muscles and strong molars to crush bamboos so they can extract the nutrients they need.

## **Wakatobi**

### (Identification)

Wakatobi is the name of an archipelago and regency in Sulawesi Tenggara, Indonesia. The name of Wakatobi is derived from the names of the main islands in the archipelago: Wangiwangi, Kaledupa, Tomea, and Binangko. Do you know what? It is the best diving sites ever.

### (Description)

There are many reasons why I call Wakatobi as the best diving sites ever. First, the reefs in Wakatobi diving are unlike others in the region because of the dry climate and uplifted limestone. This means Wakatobi is an exceptionally clean environment due to the lack of soil erosion. Second, being a national park, fishing is strictly limited and the reefs of Wakatobi are protected. These superb reefs are supported and protected by the local fishing communities who obtain a fair share of the income generated by Wakatobi dive tourism in exchange for adopting more sustainable practices, such as leaving large stretches of reef completely untouched. Third, Wakatobi is located at the world's coral reef triangle center with its 942 fish species and 750 coral reef species from a total of 850 world's collection comparing to the two world's famous diving center of the Caribbean Sea that owes only 50 species and other 300 species in the red sea.

**APPENDIX J**

**DOKUMENTATION**

Pre-test, Treatment and Post-test











## CURICULUM VITAE



Nurhasmiati is the first child of Hhe was born on 01 Oktober, 1995 in Sungguminasa, Gowa Regency Province of Southeast Sulawesi. She began her study in primary school at SD Negeri Tombolo. K and graduated in 2008. Then, she continued her secondary school at SMP Negeri 3 Pallangga and graduated in 2011. After that, she continued her senior high school at SMA Negeri 1 Palangga and graduated in 2014. She continued her study as a student in college at Islamic State University of Alauddin Makassar (UINAM) as a student in English Education Department, Tarbiyah and Science Faculty. During her study, she joined in some English Clubs of New Generation Club (NGC).

