


**TEACHING VOCABULARY THROUGH MINI-DEBATE AT SECOND
GRADE OF SENIOR HIGH SCHOOL 6 TAKALAR**



A Thesis

Submitted in Partial Fulfillment of the Requirements for the Degree of
Sarjana Pendidikan in English Education Department of
Tarbiyah and Teaching Science Faculty of
UIN Alauddin Makassar

UNIVERSITAS ISLAM NEGERI
ALAUDDIN
MAKASSAR

By

NURSIDA

Reg. No. 20400113019

**ENGLISH EDUCATION DEPARTMENT
TARBIYAH AND TEACHING SCIENCE FACULTY
UIN ALAUDDIN MAKASSAR**

2017

PERNYATAAN KEASLIAN SKRIPSI

Mahasiswa(i) yang bertanda tangan di bawah ini:


Nama : Nursida
NIM : 20400113019
Tempat/Tgl. Lahir : Pangembung, 15 Oktober 1995
Jurusan : Pendidikan Bahasa Inggris
Fakultas : Tarbiyah dan Keguruan
Alamat : Jl. H. Yasin Limpo No.36 Samata, Sungguminasa Gowa
Judul : *Teaching Vocabulary through Mini-Debate at Second Grade of Senior High School 6 Takalar*

Menyatakan dengan sesungguhnya dan penuh kesadaran bahwa skripsi ini benar adalah hasil karya sendiri. Jika dikemudian hari terbukti bahwa skripsi ini merupakan duplikat, tiruan, plagiat, atau dibuat oleh orang lain, sebagian atau seluruhnya, maka skripsi dan gelar yang diperoleh karenanya batal demi hukum.

UNIVERSITAS ISLAM NEGERI
ALAUDDIN
M A K A S S A R

Makassar, November 2017

Penyusun,



NURSIDA

NIM. 20400113019

PERSETUJUAN PEMBIMBING

Pembimbing penulisan skripsi saudara **NURSIDA**, NIM: 20400113019 mahasiswi Jurusan Pendidikan Bahasa Inggris pada Fakultas Tarbiyah dan Keguruan UIN Alauddin Makassar, setelah meneliti dan mengoreksi secara seksama skripsi yang bersangkutan dengan judul "Teaching Vocabulary through Mini-Debate at Second Grade of Senior High School 6 Takalar" memandang bahwa skripsi tersebut telah memenuhi syarat-syarat ilmiah dan dapat disetujui ke sidang munaqasah.

Makassar, 20 November 2017


UNIVERSITAS ISLAM NEGERI


ALAUDDIN

MAKASSAR

Pembimbing I

Pembimbing II


Prof. Hamdan Juhannis, MA., Ph.D.
NIP: 197012311996031005


Andi Asmawati, S.Pd., M.Pd.
NUPN: 9920100351

PENGESAHAN SKRIPSI

Skripsi yang berjudul "Teaching Vocabulary through Mini-Debate at Second Grade of Senior High School 6 Takalar", yang disusun oleh Nursida, NIM: 20400113019, mahasiswa Jurusan Pendidikan Bahasa Inggris pada Fakultas Tarbiyah dan Keguruan UIN Alauddin Makassar, telah diujikan dan dipertahankan dalam sidang munaqasyah yang diselenggarakan pada hari Kamis, tanggal 15 Februari 2018 yang bertepatan dengan tanggal 29 Jumadil Awal 1439 H dan dinyatakan telah dapat diterima sebagai salah satu syarat untuk memperoleh gelar Sarjana Pendidikan (S.Pd) pada Fakultas Tarbiyah dan Keguruan, Jurusan Pendidikan Bahasa Inggris dengan beberapa perbaikan.

Samata – Gowa, 15 Februari 2018 M
29 Jumadil Awal 1439 H

DEWAN PENGUJI

(SK. Dekan No. Tertanggal 15 Februari Tahun 2018)


Ketua : Dr. Kamsinah, M.Pd.L.
Sekretaris : Sitti Nurpahmi, S.Pd. M.Pd.
Munaqisy I : Dr. H. Nur Asik, M.Hum.
Munaqisy II : Dra. St. Nurjannah Yunus Tekeng, M.Ed., M.A.
Pembimbing I: Prof Hamdan Juhannis, M.A., Ph.D.
Pembimbing II: Andi Asmawati, S.Pd. M.Pd.

Diketahui oleh:

Dekan Fakultas Tarbiyah dan Keguruan
UIN Alauddin Makassar, //

Dr. H. Muhammad Amri, Lc., M.Ag.
NIP: 19730120 200312 1 001

ACKNOWLEDGMENT



Alhamdulillahirabbilalamin, The writer would like to praise and express her high gratitude to Allah SWT, who has given the blessing, health, opportunity and inspiration to finish this writing thesis. And also, she does not forget to express Salam and Sholawat to the prophet Muhammad SAW who has guided moslems from the darkness to the lightness and brought us from the stupidity to the cleverness era.

The researcher realizes that this writing would not finish without helping and the guidance from the other people, so the writer would like to express her deepest thanks to the following people:

1. **Prof. Dr. Musafir Pababbari, M.Si.** the Rector of Islamic State University of Alauddin Makassar for his advice during she studied at the university.
2. **Dr. H. Muhammad Amri, Lc., M.Ag.** The Dean of Tarbiyah and Teaching Science Faculty for advice and motivation.
3. **Dr. Kamsinah, M.Pd.I.** and **Sitti Nurpahmi, S.Pd., M.Pd.** The Head and the Secretary of English Department of Tarbiyah and Teaching Science Faculty of Alauddin State Islamic University (UIN) Makassar and all of the staffs.

4. The researcher's consultants, **Prof. Hamdan Juhannis, M.A., Ph.D.** and **Andi Asmawati, S.Pd., M.Pd.** who have helped, guided, and supported the researcher during the writing of this thesis.
5. Beloved **parents** and **brothers** who always love, pray, motivate and support the researcher for all of their life. The greatest persons in researcher's heart ever.
6. **Dra. H. Nuridah, M.Pd.** the headmaster of SMA 6 Takalar who has given permission for the researcher to conduct the study there, and the entire teachers, especially for **Fitriani Parawansa, S.Pd.** the English teachers for all the time and the information about teaching-learning process of English.
7. The second grade students of SMA 6 Takalar class **XI MIA 1** and **XI MIA 2** intake 2016-2017 who gave their time to participate in her research.
8. The special thank you so much would like to be said by the researcher to **Sitti Rahmatia and Satriaty**, thanks for being her researcher's sister in law, and all other friends, inspired-persons who always accompany, help and suggest her in this research.
9. Her beloved family of English Education Department group **1** and **2 (Academic year 2013)** give her much love and motivation.

Makassar, November 2017

The researcher,

Nursida

NIM: 20400113019

TABLE OF CONTENTS

COVER PAGE	i
PERNYATAAN KEASLIAN SKRIPSI.....	ii
PERSETUJUAN PEMBIMBING	iii
ACKNOWLEDGMENT	iv
TABLE OF CONTENTS	vi
LIST OF TABLES.....	vii
LIST OF FIGURES	ix
LIST OF APPENDIX	x
ABSTRACT	xi
CHAPTER I INTRODUCTION	
A. Background	1
B. Research Statements	4
C. Research Objective	4
D. Research Significance	4
E. Research Scope	5
F. Operational Definiton of Terms	6
CHAPTER II REVIEW OF RELATED LITERATURES	
A. Previous Related Research Findings	7
B. Some Pertinent Ideas	8
1. The Concept of Teching	8
2. The Definition of Vocabulary	9
3. Types of Vocabulary	9
4. Mastery Vocabulary	10
5. Mini-Debate	13
C. Theoretical Framework	18
D. Hypothesis	19

CHAPTER III RESEARCH METHOD

A. Research Design	21
B. Population and Sample	22
1. Population	22
2. Sample	22
C. Research Instrument	22
D. Data Collection Procedure	22
E. Data Analysis Techniques	22

CHAPTER IV FINDINGS AND DISCUSSION

A. Findings	26
1. Result of The Students' Pre-Test in Experimental and Control Class	26
2. Result of The Students' Pre-Test in Experimental and Control Class	26
B. Discussion	31

CHAPTER V CONCLUSIONS AND SUGGESTIONS

A. Conclusion	33
B. Suggestion	34

BIBLIOGRAPHY

APPENDIXES

CURRICULUM VITAE

LIST OF FIGURES

Figure 2.1 Theoretical Framework	18
Figure 3.1 Experimental Design	20



LIST OF TABLES

Table 3.1 Classifying the students' score	23
Table 4.1 The Classification of Frequency and Percentage Score of Pre-test in Experimental Class	26
Table 4.2 The Classification of Frequency and Percentage Score of Pre-test in Control Class	27
Table 4.3 The Classification of Frequency and Percentage Score of Post-test in Experimental Class	28
Table 4.4 The Classification of Frequency and Percentage Score Post-test in Control Class	29
Table 4.5 The Mean Score and Standard Deviation of Experimental and Control Class	30
Table 4.6 The T-Test of Students' Achievement	31

ABSTRACT

Name : Nursida
Reg. Number : 20400113019
Department/faculty : English Education/Tarbiyah and Teaching Science
Title : *Teaching Vocabulary through Mini-Debate at Second Grade of Senior High School 6 Takalar*
Consultant I : Prof. Hamdan Juhannis, M.A., Ph.D.
Consultant II : Andi Asmawati, S.Pd., M.Pd.

This research discussed about Teaching Vocabulary through Mini-Debate. The objectives of this research were (1) How was the students' vocabulary taught by using Mini-Debate (2) Was Mini-Debate effective in teaching vocabulary. This research employed quasi-experimental method with two classes pre-test and post-test design.

The population of this research was the second year students of senior high school 6 Takalar academic year 2016/2017 consisting of 220 students. The sample of the research consisted of 50 students which were taken by using Purposive Sampling technique, there were 25 students from XI MIA 1 as experimental class and 25 students from XI MIA 2 as controlled class.

There was an instrument in this research, it was vocabulary test. Instrument test was used in pre-test and post-test. Both of the result of the data indicated that there was a significant difference between students' post-test in experimental class and controlled class. The mean score of post-test (73.2) in experimental class was greater than the mean score of post-test (56.56) in controlled class. From t-test, the researcher found that the value of t-test (1.70) was greater than t-table (1.67). Therefore, the researcher suggested that Mini-Debate was effective in teaching vocabulary.

M A K A S S A R

CHAPTER 1

INTRODUCTION

This chapter is divided into six main sections, namely background, research statements, research objective, research significance, research scope, and operational definition of terms.

A. Background

English is an international language, spoken in many countries both as a native and as a second or foreign language. It is taught in the schools in almost every country on this earth. It is a living and vibrant language spoken by over 300 million people as their native language. Millions more speak it as an additional language. Since English has been gateway in globalization era, English has become the most common foreign language use for communication among people who do not speak the same first language. According to Anderson, Maclean, and Lynch (2004) “English is now by far the most frequently used language in international conference”. It means that English is important to learn because it is very needed as the medium of communication.

As a foreign language in Indonesia, English is learned seriously by many people to have a good prospect in the community of international world. For Indonesian students’ they have to study English language besides Indonesian language as the foreign language. Thus, English is the main subject in curriculum which should be learnt from secondary level up to university. Although in general English is still considered as a difficult subject for the students because it is

completely different from Indonesian language in the system of structure, pronunciation and vocabulary.

Whenever the students think about language, The students usually think of mastery vocabulary. Vocabulary is one important component in the teaching of English in addition to other components such as structure, pronunciation and intonation. Vocabulary has a vital role, this is appropriate with Schmitt and Mc. Carthey (1997) said that “Vocabulary is one important skill in language”, if the students are weak in the mastery of vocabulary the students are not able to express their thoughts and ideas, the students are not able to read text clearly also the ability of listening and reading will be constrained by a limited vocabulary.

From the explanation above the teacher can conclude that one of factor the students in senior high school have inability to communicate in English is cause of mastery vocabulary. In the curriculum of English language in Senior High School said about the important of mastery vocabulary. In the curriculum of English language 1994 explain the goals of teaching English, the students are able to communicate in English language and have to have 1000 vocabulary for Junior High School and 2500 vocabulary for Senior High School. Generally, the result of teaching English in the school is not satisfactory. Suwarsih and Abdullah Hasan (2006) said that a graduate of senior high school who have been learning English for 6 years and included over 900 hours is not being able to use that language to communicate. From that condition above the question arises about how the teaching of vocabulary in the senior high school? For the English teacher in the senior high school, teaching

vocabulary often become a problem. Many teachers complain with the result of the students obtain in the teaching vocabulary. A teacher in senior high school from a district in south Sulawesi on a discussion complain that almost students forget all the vocabulary taught three month previous and the students not survive to remember the vocabulary has been taught.

Based on the problem and statement above, there is a strategy to teach English vocabulary that could make the students interested to learn English and memorize vocabulary such as Mini-Debate. The researcher teaching vocabulary through five steps, start from pre reading where the teacher asked the students knowledge or what topic the students want to discuss and debate it. In the second section the students read the topic in articles and discourse. The third section the students review every single of the vocabulary that contain in the articles and discourse and find the meaning. The fourth section the students will be discuss with their friend in a small group and prepare their arguments with new vocabulary and ready to debate. The last section the students ready to debate and express their argument with vocabulary that prepare before. The researcher felt that this strategy it would be enough to build the students vocabulary but never in prove scientifically. From the explanation the researcher was excited to conduct the research experiment to test the effectiveness of Mini-debate process to teach vocabulary by the title “*Teaching Vocabulary through Mini-Debate at Second Grade Students of Senior High School 6 Takalar*”

B. Research Problems

Based on the background, the researcher formulates the research problem as follows:

1. How was the students' vocabulary taught by using Mini-Debate at second grade of senior high school 6 Takalar?
2. Was Mini-Debate effective in teaching vocabulary at second grade of senior high school 6 Takalar?

C. Research Objectives

The objectives can be stated as follows:

1. To find out the students' vocabulary taught by using Mini-Debate at second grade of senior high school 6 Takalar.
2. To know whether Mini-Debate is effective in teaching vocabulary at second grade of senior high school 6 Takalar.

D. Research Significance

1. Theoretical Significance

This research gave some information about how to find out the students' vocabulary taught by using Mini-Debate. This research expected to use a reference for other researcher to conduct a research in English teaching learning process. Hopefully, the result of this research was useful for the students, the teacher, and the researcher.

2. Practical Significance

a. The Students

This study helped the students to learn vocabulary in English related with the topic using Mini-Debate.

b. The Teacher

This study was hoped to help the teacher to get alternative ways in their teaching process especially by using Mini-Debate

c. The Researcher

This study helped the researcher to develop her knowledge and experience in composing academic writing.

E. Research Scope

The scope of this research was limited on teaching vocabulary through Mini-Debate at second grade in senior high school 6 Takalar where the vocabulary that will taught which focused on Noun and Verb.

F. Operational Definition of Terms

In this section, the researcher would like to give the operational definitions of topic as follows:

1. Vocabulary

Vocabulary is knowledge of words and words meanings. However, vocabulary is more complex than this definition. Based on the School-Based Curriculum of 2006 for standard competence of English, states that the students are expected to be able to understand and comprehend the meaning in

transactional/interpersonal dialogue and sustained dialogue in daily life in context and also students are hoped to be able to access popular knowledge, while teaching materials based on genres. It means that the standard competences stated in curriculum as mentioned above is not yet achieved. The students vocabulary can be measured through vocabulary test, the students who has higher score in vocabulary rubric it means the students rich of vocabulary.

2. Mini-Debate

Mini-Debate is a strategy to help the students work together to build an argument base on logic and evidence.



CHAPTER II

REVIEW OF RELATED LITERATURE

This chapter was divided into four main sections, namely review of related research finding, pertinent idea, theoretical framework, and hypothesis.

A. Previous related research findings

Jeremy harmer (Longman, 1995) said that one of the problem in teaching vocabulary is the selection of vocabulary and exact to preached to certain students level. Jeremy harmer addition to be able mastery vocabulary a student should have knowledge about meaning, word use, word formation and word grammar. Taylor (2012) offer one of strategy in teaching vocabulary where the students will be focus to study vocabulary through debate. Barkley. Et al., (2005) Debate is a complex technique that need some preparations, because in debate we need to enough time to choose a topic suitable to a current issue, dividing the students into some group, the students need to read the topic before doing a debate, and define a rule used in debate in other to it can be done. According to BusyTeacher.org2018 Mini-debate is valuable in teaching basic debate skill as well as team work and critical thinking/argumentation. Students may also learn some research skills as they will often get on the internt to support their position.

Mini-Debate as a communicative and an interactive technique is an intrested activity to be practiced in the classroom by participating to watch and listen in debate class give some benefits to the students including in mastery vocabulary.

Based on the reviews above the researcher concluded that there are many various methods, strategies, and techniques that had been used to enrich and improve the students' vocabulary. But for this research, the researcher had different strategy to improve the students' vocabulary was applying Mini-Debate.

B. Some pertinent ideas

1. Concept of Teaching

According to Newton (1992), teaching is a profession conducted by using combination of art, science, and skill. It is an art because it relies on the “teacher’s creative provision of the best possible learning environment and activities for his/her students. It is a science since it is a system and ordered set ideas and method used by the teacher in doing his/her job. Further more teaching is skill for it demands the ability-attained from relevant theories and that they are able to gain linguistic and communicative competence in the target language”.

According to Finocchiaro, (1982), teaching is trying to keep the students motivation high by using a variety of short activities-four to six different activities-within a 45-minute period cantering around the same teaching point, whether a grammatical feature, a notion, or a function of language, through the cognitive-code theory, that is, the inductive presentation of a linguistic item or category, with tasks and activities that will lead to habit formation of features of pronunciation, morphology, and syntax, which will in turn, lead to fluency and accuracy by focusing more specifically on social communication as the major of objective of language teaching.

Teaching is an interactive process between the teacher and students and among students themselves. The students need to comprehend the new language, but can best do this when allowed asking about what it is they do not understand rather than rely on their teacher or textbook to anticipate areas of comprehension difficulty and simplify a priority (Pica, 1992).

Teaching is accompanied by evaluation to know the results of teaching learning activities because evaluation is a necessary component of all activities, especially in TEFL, whose main objective is to monitor, to help, and to grade the student's use of the language. (Oller, Jr, 1987) Teaching is showing or helping someone to learn, giving instructions; guiding; providing with knowledge; causing to know or understand. (Brown, H. Douglas, 2007).

2. The definition of Vocabulary

Nowadays, people are more and more aware of the fact that the acquisition of vocabulary is just as important as the acquisition of grammar, although the two are obviously interdependent. Thornbury (2001) "Without grammar very little can be covered, without vocabulary nothing can be covered". This is how the Linguist David Wilkins summed up the importance of vocabulary learning. Vocabulary is the first and foremost important step in language acquisition.

Murcia (1991) said that "Vocabulary can be defined, roughly, as the words we teach in the foreign language. Based on the explanation above the researcher concluded that vocabulary is a central of language which including all of the words in a language.

3. Types of Vocabulary

Many experts say that there are several types of vocabulary. Nation has divided vocabulary in the specific reference such as word:

- a. Receptive Vocabulary, involves knowing how to recognize the word when it is heard or when it is seen, being able to distinguish it from word with a similar form, being able to judge if the word form sounds right or looks right, being able to recall its meaning when it is met, being able to see which shade of meaning which most suitable for the context that it occurs in, and being able to make a various associations with other related words.
- b. Productive vocabulary, involves knowing how to pronounce the word, how to write and spell it, how to use it in correct grammatical patterns, and using word to stand for the meaning it represents and being able to think of suitable substitutes for the word if there are any.

4. Vocabulary Mastery

As we know the goal of language teaching is in order that the students are able to use the four language skills. That are speaking, listening, reading and writing. According to Larsen-Freeman (1983), vocabulary is list of words, usually in alphabetical order and with explanation of their meaning's less complete than a dictionary.

It cannot deny that language skill needs a lot of vocabulary. It helps you to express your idea precisely. However, sometimes students learn a foreign language cannot use the language although they have large vocabulary. Besides that, to build

the effective vocabulary the students must learn techniques for acquiring an retaining word. According to Richards and Rodgers (1986) said that “The learner role in an instructional system are closely linked to the teacher’s status and function. Teacher roles are similarly related ultimately both to assumption about language and language learning at the level of approach”.

5. Problem Learning in Vocabulary

Learning vocabulary is not easy for a student, especially foreign learner. Building up a vocabulary is a complicated process, and one that takes a long time. There are a lot of problems that a student face while they are learning vocabulary. One of the problems is well known. English seems to have rich and very large vocabulary, and there are a lot of words that students should remember.

Dictionaries for upper intermediate students frequently contain up to 55,000 words or even more, also one word is has a lot of meaning. Students might get some difficulties in learning vocabulary. Some factors that often cause these problems are:

a. Pronunciation

Research shows that words are difficult to pronounce are more difficult to learn. Potentially difficult words will typically be those that contain sound that are unfamiliar to some groups of learners.

b. Spelling

Words that contain silent letters are particularly problematic, such as foreign, listen, honest, etc.

c. Length and complexity

Long words seem to be no more difficult to learn than short ones. But, as a rule of thumb, high frequency words tend to be short in English, and therefore the learner is likely to meet them more often, a factor favoring their 'learn ability'.

d. Grammar

Also problematic is the grammar associated with the words, especially if this differs from that of its first language equivalent.

e. Meaning

When two words overlap in meaning, learners are likely to confuse them.

6. Strategies in Teaching Vocabulary

Vocabulary learning strategies are a part of language learning strategies which in turn are a part of general learning strategies. There are a lot of strategies that we can use to help our vocabulary enrichment.

a. Using mnemonic

Techniques for remembering things are called mnemonics. The best known mnemonic technique is called the keyword technique. This involves devising an image that typically connects the pronunciation of the second language word with the meaning of a first language word.

b. Word cards

Apart from the keyword technique, there is probably no vocabulary learning technique more rewarding than the use of word cards. In fact, it is arguably more effective than the keyword technique, since there are some learners who find

“imaging” difficult, but all learners can be trained to prepare and use sets of word cards.

c. Guessing from context

In fact, no matter how many words learners acquire, they will always be coming across unfamiliar words in their reading and listening. This is why they will always need to be able to make intelligent guesses as to the meaning of unknown words. Guessing from context is probably one of the most useful skills learners can acquire and apply both inside and outside the classroom. What is more, it seems to be one that can be taught and implemented relatively easily.

d. Using dictionaries

Dictionaries can be used as a last resort when guessing from context’s strategies fail. But they can also be used productively, both for generating text and resources for vocabulary acquisition. Their usefulness depends on learners being able to access the information they contain both speedily and accurately.

7. Mini-Debate

According to Taylor (2012) The Mini-Debates section is full of readings based on controversial topics from the news. Some of these topics continue to be in the news, and others are based on single events from history. Our goal is to include topics that will inspire teens and adults to express their opinions. Being able to express your opinion in a non-native language is a difficult but important skill. When using the Mini-Debates in class, do not feel you have to cover all of the suggested

activities. Some teachers just use the readings, or even only the debate topics. It is useful to pre-teach some expressions that can be used when having a debate.

There are millions of high school students who have never debated and will never debate because current formal debate rules and procedures require a major commitment of time and expertise by teachers, students, and judges. The inherent value of the research, critical thinking and presentation skills found in debate activities are then lost as a learning opportunity for all these students. By simplifying the rules and judging, and decreasing the time needed for the activity, teachers will be motivated to create these engaging “mini-debates” which provide the excitement and develop the essential skills that students will use in higher education, careers, and decision making in life and citizenship.

Mini-debates do not require the extensive time and preparation of formal debates. So, they are easier for students and teachers to create, but still get the key learning advantages. Mini-debates also require collaborative processes that are used in successful business every day. They help students to develop information literacy, deep reading, organization, critical thinking, problem solving, persuasive writing, and presentation skills. These are the 21st Century skills that you’ll need to be successful in higher education, careers, and in life. Many of these skills are included in state testing and the new SAT.

According to ESLlibrary.com (2012) Student steps in the mini-debate process or mini debate format is :

a. Pre-reading warm-up question

Before exploring the reading, find out if your class is interested in this topic. How much do they already know? You can ask the four–five questions orally, or put students in small groups to discuss. Though some questions are provided, you may want to add some more of your own.

b. Reading

Each Mini-Debate lesson includes a vocabulary matching task. Some teachers prefer to assign this task as a pair activity after the reading. Some prefer to do it as an individual, pair, or class exercise before the reading. You can decide whether or not to allow your students to use their dictionaries for this activity. Be sure to practice the pronunciation and spelling of the highlighted vocabulary throughout the week.

c. Vocabulary Review

Each Mini-Debate lesson includes two vocabulary review activities. Example activities include fill in the blanks, matching, true/false, synonym/antonym.

d. Discussion

Before having a class debate, students have a chance to discuss the topic with a partner or in small groups. This will give your students a chance to play with the new vocabulary and develop strong opinions. Listening to the opinions of others will help your students in the debate section, especially if they are forced to debate from a perspective that they do not agree with. You can set them up in small groups, have rotating pairs, or even schedule a chat about this topic with students from another

class or country. If your students have a blog or journal, these questions can also be writing prompts.

e. Debate

Review some useful expressions that can be used in debates before holding a class debate on each topic. There are two debate topics provided in each lesson. If you only have time for one, allow your students to choose which topic they want to debate. Hold a vote, or get someone to pick a number from one–two. The other topic can be used for essay practice, a blog topic, or a quiz. Decide how you want to divide the class. For large classes, you may want to have more than one debate going on at a time. Decide whether or not your students can choose which side of the debate (for/against, agree/disagree) they are on. If you are assigning your students a position, decide how you want to do this (see chart above for ideas). You can also assign a few students to be the judges or audience. After an informal debate, you can hold the debate again on another day. Give your students time to practice stating opinions and forming rebuttals. They can deliberate and vote on who won the debate and why.

Mini-Debate sequence activities are following:

1) Round 1

Team A Speaker 1 – 3-minute limit (make logical points for your side of the issue).

Team B Speaker 1 – 3-minute limit (your opponent makes opposing points) Each side makes notes to prepare questions for the first Crossfire

Timeout – 1 minute (Create the questions for the Crossfire)

Crossfire (between A1 & B1) – 2-minute limit (use the questions you created from the Timeout.

2) Round 2 (Repeat the instructions for Round 1)

Team A Speaker 2 – 3-minute limit

Team B Speaker 2 – 3-minute limit.

Timeout – 1 minute Crossfire (between A2 & B2) 2-minute limit.

3) Round 3

Timeout – 2 minutes (you and your partner should decide only the most important points to present).

A1 summary -- 1 minute limit

B1 summary -- 1 minute limit Grand

Crossfire (all speakers) -- 3 minute limit

4) Round 4

Timeout – 2 minutes (you and your partner should decide on the most important point for your side and any glaring weakness in your opponents' arguments).

A2 Last Shot -- 1 minute limit

B2 Last Shot -- 1 minute limit

f. Evaluating

There will be both a teacher and a student evaluation of each minidebate. The teacher evaluation includes all the student work involved in the mini-debate including the research, organization, and presentation. Your teacher will share the criteria for this evaluation with you prior to the mini-debate assignment.

1. Relation between Vocabulary and Mini-Debate

According to explanation above, actually Mini-debate is focus to increase students' reading and speaking skill but in reading there is one important component which the student need to know before do the Mini-debate is "Vocabulary". In reading the students will learn new vocabulary conduct with the topic of debates. It is suitable with Stanovich (1986) said that "vocabulary growth leads to improved reading comprehension, and amount of reading leads to vocabulary growth", so without vocabulary students can not understand more about what they read, and then they can not speak up.

C. Theoretical Framework

Vocabulary is Stock of words used by person, class of people, profession, etc,. According to Barnhart (2008) said that a collection of words or list of words usually in alphabetical. The result to be obtained between each individual is very different, someone who has large vocabulary it will be more active to speak and express their mind, thus the result obtained will be better than someone whose vocabulary medium and low. The Idea of mini-debate is basically from the concept of debate competition among schools. Debate is well enough known as arguing ideas between two opposite sides. In school environment, debate is well known as an English competition among students in which the students are representatives from their school.

The purpose of Mini-Debate is to further develop student vocabulary and help the students to develop their personal oral production and teamwork ability. This strategy can help the student to memorize and build new vocabulary. Mini-debate

also help the students to enrich their vocabulary through criticizing and comprehending the issues. Therefore the effectiveness of Mini-Debate is expected to increase students' vocabulary at second grade of senior high school 6 Takalar. In order to learn the results obtained are also getting better.

D. Hypothesis

Based on problem statement presented by the reseacher, The hypothesis of this research is formulated as follows:

H¹ : Mini-Debates is effective in teachingat the second grade of senior high school 6 Takalar.

H^o :Mini-Debates is not effective in teaching at the second grade of senior high school 6 Takalar.



CHAPTER III

RESEARCH METHOD

This chapter dealt with research method, population, sample and instrument, data collection procedures, data analysis techniques and statistic procedures.

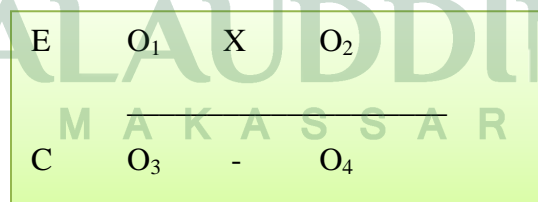
A. Research Method

1. Research design

The research was conducted with Quasi Experimental Design, Exactly Non Equivalent Control Group Design that the sample was chosen randomly. In this Method there was two classes, which are experiment class, The Mini-Debate strategy was conducted as well as posttest and pretest and the control class only got the post-test and pre-test.

This was a model of Quasi-Experimental design, exactly Non-equivalent Control Group design:

Figure 3.1 Experimental Design



(Adapted from *Sugiyono, 2014*)

Explanation:

E : Experimental class

C : Controlled class

O₁ : Pretest in experimental class

O₂ : Pretest in controlled class

X : Treatment for experimental class by using Mini-Debate

O₃ : Post test in experimental class

O₄ : Post test in controlled class

B. Population and Sample

1. Population

Population is all subject of research (Arikunto 2013:173) The population of this research is the students of second grade in senior high school 6 Takalar. There were 7 classes and there were 220 students.

2. Sample

The researcher was applied the purposive sampling technique in which two classes when taken as sample. In this case, the researcher chose class XI MIA 1 as the experimental class and class XI MIA 2 as the controlled class. Each of the classes consisted of 25 students, therefore the total number of students are 50.

C. Research Instrument

To obtain data, the researcher use a test of vocabulary namely pre-test and post-test which consisted 25 items in three types they were 18 items fill in the

blank, 5 items multiple choice, 1 item matching including 10 number, and 1 item find the meaning.

D. Data Collection Procedure

1. Pre-test

To collect the data, the researcher administered a pre-test to both classes. It will be tested to the students and will be assessed by the researcher based on vocabulary rubric.

2. Treatment

After giving the pre-test, the researcher was treated to the experiment class only by mini-debates strategy in the vocabulary learning. The treatments was given for eight meetings.

3. Post-test

After giving the treatment, post test was given to the students. It aimed to know whether the implementation of mini debates strategy improve the students' vocabulary or not.

E. Data Analysis Techniques

After conducting pre-test and post-test in the experiment class and the controlled class, the results both of the tests in the each class were analyzed together to see if there was any constructing from one another $(O_2-O_1) - (O_4-O_3)$ (Sugiyono,2011).

To scoring the students vocabulary is appropriate with the rubric of vocabulary below :

$$NA = \frac{\text{Achievment Score}}{\text{total number of item}} \times 100$$

1. Classifying the students' score

Table 3.1 Classifying the students' score

No.	Classification	Score
1	Excellent	91-100
2	Very Good	81-90
3	Good	71-80
4	Fairly Good	61-70
5	Fair	51-60
6	Poor	41-50
7	Very Poor	31-40
8	Un-qualifying	1-30

(Adaptep from Depdikbud in Sukirman 2010)

2. Mean Score

To calculate the mean score between the result of pre-test and post-test of the class, the researcher applied the following formula:

$$\bar{X} = \frac{\sum X}{N}$$

Where:

\bar{X} : Mean score

$\sum X$: Total rows

N : The number of students

(Gay, 2006)

3. Standard Deviation

Finding out the standard deviation by applying this formula:

$$SD = \sqrt{\frac{SS}{N-1}}, \text{ where } SS = \sum X^2 - \frac{(\sum X)^2}{N}$$

Where:

SD = Standard Deviation

SS = The sum of square

N = Total number of the subjects

$\sum X^2$ = The sum of all square; each score is squared and all the squares are added up

$(\sum X)^2$ = The square of the sum; all the scores are added up and the sum is square, total.

(Gay, 2006)

4. Test of Significance

The formula used in finding out the difference between students' score in pre-test and post-test.

$$t = \frac{\bar{x}_1 - \bar{x}_2}{\sqrt{\left(\frac{SS_1 + SS_2}{n_1 + n_2 - 2}\right) \left(\frac{1}{n_1} + \frac{1}{n_2}\right)}}$$

Where:

t = Test of significance

\bar{x}_1 = Mean score of experimental group

\bar{x}_2 = Mean score of control group

SS₁ = Sum square of experimental group

SS₂ = Sum square of control group

n₁ = Number of students of experimental group

n₂ = Number of students of control group.

(Gay, 2006)

CHAPTER IV

FINDINGS AND DISCUSSION

This chapter described both the findings and the discussions of this research.

A. Findings

Findings of the study dealt with the presentation rate of the students' score obtained from the test to find the mean score, standard deviation, test of significance, and hypotheses were tested.

1. The Result of Students' Pre-test Scores in Experimental and Control Class.

The next page table showed that the distribution of frequency and percentage of final score at the second grade of senior high school 6 Takalar.

Table 4.1 The Classification of Frequency and Percentage Score of Pre-test in Experimental Class

No	Interval	Classification	Frequency	Percentage
1	91-100	Excellent	0	0
2	81-90	Very Good	1	4%
3	71-80	Good	5	20%
4	61-70	Fairly Good	8	32%
5	51-60	Fair	2	8%
6.	41-50	Poor	2	8%
7.	31-40	Very Poor	7	28%
8.	1-30	Un-qualifying	0	0
Total			25	100%

Table above showed the rate percentage of score of experimental class in pre-test from 25 students, none of student obtained excellent score, 1 (4%) student obtained very good score. 5 (20%) student obtained good score, 8 (32%) students obtained fairly good score, 2 (8%) student obtained fair score, 2 (8%) obtained poor score, and 7 (28%) obtained very poor score.

Table 4.2 The Classification of Frequency and Percentage Score of pre-test in control class

No	Interval	Classification	Frequency	Percentage
1	91-100	Excellent	0	0
2	81-90	Very Good	2	8%
3	71-80	Good	1	4%
4	61-70	Fairly Good	0	0
5	51-60	Fair	8	32%
6	41-50	Poor	6	24%
7	31-40	Very Poor	5	20%
8	1-30	Un-qualifying	3	12%
Total			25	100%

Table two showed the rate percentage of score of controlled class in pre-test from 25 students, none of student obtained excellent score, 2 (8%) students obtained very good score. 1 (4%) students obtained good score, 0 (0%) students obtained Fairly good score, 8 (32%) students obtained fair score, 6 (24%) students obtained poor score, 5 (20%) students obtained very poor score and un-expected there are 3 (12%) students got very bad score and I classifying them in un-qualifying score.

Based on the table 1 and 2, it could be concluded that, the rate percentage in pre-testfor controlled class was lower than the rate percentage for experimental class.

2. The Classification of Students' Post-test Scores in Experimental and Control Class.

Following the table shows that the distribution of frequency and percentage of final score at the second grade of senior high school 6 Takalar for experimental class and controlled class.

Table 4.3 The Classification of Frequency and Percentage Score of Post-test in Experimental class

No	Interval	Classification	Frequency	Percentage
1	91-100	Excellent	2	16%
2	81-90	Very Good	3	12%
3	71-80	Good	13	52%
4	61-70	Fairly Good	5	20%
5	51-60	Fair	1	4%
6	41-50	Poor	1	4%

7	31-40	Very Poor	0	0
8	1-30	Un-qualifying	0	0
Total			25	100%

The rate percentage of score of experimental class in post-test from 25 students as table 3 above shows that, 2 (8%) of student obtained excellent score, 3 (12%) student obtained very good score. 13 (52%) student obtained good score, 5 (20%) students obtained fairly good score, 1 (4%) students obtained fair score, 1 (4%) students obtained poor score, and 1 (4%) students obtained very poor score.

Table 4.4 The Classification of Frequency and Percentage Score Post-Test in Control Class

No	Interval	Classification	Frequency	Percentage
1	91-100	Excellent	0	0
2	81-90	Very Good	4	16%
3	71-80	Good	1	4%
4	61-70	Fairly Good	4	16%
5	51-60	Fair	6	24%
6	41-50	Poor	4	16%
7	31-40	Very Poor	4	16%

8	1-30	Un-qualifying	2	8%
Total			25	100%

The rate percentage of score of control class in post-test from 25 students as table 4 above showed that, none of student obtained excellent score, 4 (16%) student obtained very good score. 1 (16%) student obtained good score, 4 (16%) students obtained fairly good score. 6 (24%) student obtained fair score. 4 (16%) students obtained poor score. 4 (16%) students obtained very poor score and there 2 (8%) students obtained un-qualifying score.

Based on result above, it could be concluded that, the rate percentage in post-test for experimental class was higher than rate percentage controlled class score. It could be seen in the table 3 and 4.

3. Mean Score and Standard Deviation of Experimental Class and Control Class

After calculating the result of the students score, the mean score and standard deviation of both classes could be presented in the following table.

Table 4.5 The Mean Score and Standard Deviation of Experimental and Control Class

Class	Pre-test		Post-test	
	Mean Score	Standard Deviation	Mean Score	Standard Deviation

Experimental	57.08	16.53	73.2	44.02
Control	49.52	14.90	56.56	17.55

The table above showed that, the mean score of experiment class in pre-test was (57.08) and the standard deviation was (16.53), while the mean score of controlled class in pre-test was (49.52) and the standard deviation (14.90). While the mean score of experimental class in post-test was (73.3) and the standard deviation was (44.02), and the mean score of controlled class in post-test was (56.56) and the standard deviation was (17.55). It could be concluded from both of the tests; the experimental class gained greater mean score in the post questionnaire than the controlled group.

4. Test of Significance Testing

The significant score between experimental and controlled class could be calculated by using t-test. The result of the t-test can be seen in table 4.6 as follows.

Table 4.6 The T-Test of Students' Achievement

Variable	t-test	t-table
$X_1 - X_2$	4.00	1.67

Table 6 showed the result of test of significance testing. For the level of significance (p) 0, 05 and the degree of freedom (df) $(N_1 + N_2) - 2 = (25 + 25) - 2 = 48$, showed that the value of the t-test was higher than t-table. The result of the test clearly showed that there was a significant difference between the students' score in the experimental and controlled class after the treatment by used Mini-Debate. It

indicated that the Mini-Debate was effective on students in Teaching Vocabulary. It meant H_0 was rejected and H_1 was accepted because the t-test was higher than t-table ($4.00 > 1.67$). Therefore, the hypothesis of the research was accepted.

B. Discussion

As it was stated in the second chapter that Taylor (2012) Mini-Debate section is full readings based on controversial topics from the news and others are based on single events from history, it means actually mini-debate is focus to increase students' reading and speaking skill but in reading there is one important component which is vocabulary is needed to doing mini-debate. As it was same in the second chapter that Sulystiowati (2010) said teaching vocabulary was effectiveness and adequate success. It means there was significant influence in teaching vocabulary used the method. The application of Mini-Debate at the second grade students of SMA 6 Takalar was effective in teaching vocabulary. The description of the data collected through mini-debate had improved. It was supported by the mean score of the result of the students' score of pre and post-questionnaire in experiment class. The students' score after treatment in teaching vocabulary through mini-debate was better than before the treatment was given to the students. The mean score in experimental class of the students' pre-test was 57.08 and post-test was 73.2. It showed that the mean score of students' post-test was greater than the pre-test.

Based on the result above, it could be concluded that using Mini-Debate could be effective in teaching vocabulary to engage in English learning. It also could be

concluded that the second grade students of SMA 6 Takalar especially XI MIA 1 as experiment class had good achievement in teaching vocabulary. In the other words, there was an effect of using Mini-Debate on the students' vocabulary achievement at the second grade students of SMA 6 Takalar.



CHAPTER V

CONCLUSION AND SUGGESTION

This chapter presents the conclusions as well as few suggestions of this study. Suggestions are taken based on findings and conclusions obtained in this research.

A. Conclusion

Based on the findings, it can be concluded:

1. Using Mini-Debate was significantly effective to teaching vocabulary at second grade of senior high school 6 of Takalar. They became motivated, confident and active. It implies that the teacher has to give less-stressful, attractive, interesting and various activities during the teaching and learning process. Thus, the students do not get bored of learning English and they will be more enthusiastic to join the lesson.
2. Teaching vocabulary through Mini-Debate help the students to work in groups and to raise their self-confidence and willingness to be actively involved in the teaching and learning process. It implies that the teacher has to encourage the students to work in groups or pairs so that they have companions to discuss the learning materials and also the students can be more confident and actively participated in the teaching and learning process.

Suggestions

Based on the conclusion, the researcher proposes the following suggestion:

1. For English Teacher

The English teacher has to consider the students' needs and interests for teaching and learning. It is important for the teacher to improve the students' vocabulary mastery. The teacher should create good atmosphere in the classroom and motivate the students to learn language. He needs to enrich herself with the knowledge of how to select the effective resources which can create interesting activities so that they can enjoy during the teaching and learning process. It will help him create the activities in which all students can be involved. The use of various media must be improved so that the English the teaching and learning process will be more interesting. Giving rewards can be an alternative to motivate them learn. All of those will improve the quality of the English teaching learning process

2. For the Students

The students had to be more active in the classroom. A further effort needs to be made by the students is to encourage themselves in learning vocabulary without worries of making mistakes. It gives advantages for the students if they can develop their vocabulary mastery. They can easily understand what they heard, say, read, and write.

3. For the other researcher

For the other researcher should apply this technique as way to teaching vocabulary in English learning. This is because the concept of this strategy is learning by doing. The students are given the opportunity to experience by themselves, the learning process. This is the best way to provide to meaningful education for out students.



BIBLIOGRAPHY

- Brookline. *Common Core Writing Prompts and Strategies*. United State: Facing History and Ourselves. 2012.
- Choudhury, Anjan & Todd Liipfert. *Skills & Drills*. VBI. 2010.
- ESLibrary.com, Mini-debates, Red river press, 2012
- Hiebert, H. Elfrieda and Michael L. Kamil. *Teaching and Learning Vocabulary: Bringing Research to Practice*. London: Lawrence Erlbaum Associates, Publishers, 2005.
- Kasim. *Teaching Vocabulary through Natural Approach*. Skripsi UIN Alauddin Makassar 2012.
- Larsen Diane & Freeman, *Techniques & Principles in Language Teaching*, Oxford: Oxford University Press, 1983.
- Marianne Celce Murcia, *Teaching English as a Second Language or Foreign Language*, Second Edition (Massachusetts: Heinle Publisher, 1991).
- National Association for the Education of Young Children. *Young Children Journal: Phonological Awareness is Child's Play*. January 2009.
- Nobert Schmitt and Michael Mc. Carthey, *Vocabulary in Language Teaching*, (New York: Cambridge University Press, 1997).
- Saliya, Kisman. "Bahasa Inggris". Makassar: Modul Pendidikan & Latihan Profesi Guru (PLPG). 2012.
- Sugiyono. *Metode Penelitian Pendidikan: Pendekatan Kuantitatif, Kualitatif dan R&D*. Cet. X; Bandung: Alfabeta. 2010.
- Sugiyono. *Cara Mudah Menyusun Skripsi, Tesis, dan Disertasi*. Cet.II; Bandung: Alfabeta. 2014.
- Sugiyono. *Metode Penelitian Pendidikan: Pendekatan Kuantitatif, Kualitatif dan R&D*. Cet. XXII; Bandung: Alfabeta. 2015.
- Sulistyowati. *The Effectiveness of Teaching Vocabulary using Hyponymy Games*. Skripsi UIN Syarif Hidayatullah. 2010.

Scott Thornbury, How to Teach Vocabulary, (London: Longman, 2001)

Taylor Robert, Mini-debates, Red river press, 2012.



CURICULUM VITAE



The writer, **Nursida** was born on October 15, 1995 in Pangembang, Takalar. She is the daughter of Abdullah daeng Caco and St. Bunga daeng Rosi. She has two brothers, Abdul Rahman, and Abdul Arsyad.

The writer began her study in SDN 41Malewang, Takalar, South Sulawesi and graduated in 2007. She continued her study in SMPN 1 Polongbangkeng Utara, Takalar. She graduated in 2010. Then she continued her study in SMAN 6 Takalar graduated in 2013. In 2013, she continued her study at State Islamic University of Alauddin Makassar. She was majoring in English Education Department in Tarbiyah and Teaching Science Faculty.

UNIVERSITAS ISLAM NEGERI
ALAUDDIN
M A K A S S A R

Documentation of Research in SMA 6 Takalar





UNIVERSITAS ISLAM NEGERI
ALAUDDIN
M A K A S S A R

RANCANGAN PERANGKAT PEMBELAJARAN

(RPP) KD 3.2 & 4.2

Satuan Pendidikan : SMA Negeri 6 Takalar
Mata Pelajaran : Bahasa Inggris
Kelas/Semester : XI/Genap
Materi Pokok : Teks lisan dan Tulisan untuk menyatakan pendapat dan pikiran serta responnya
Alokasi Waktu: 6X Pertemuan

A. Kompetensi Inti

- KI 1 :Menghayati dan mengamalkan ajaran agama yang dianutnya.
- KI 2 :Menghayati dan mengamalkan perilaku jujur, disiplin, tanggungjawab, peduli (gotong royong, kerjasama, toleran, damai), santun, responsif dan pro-aktif dan menunjukkan sikap sebagai bagian dari solusi atas berbagai permasalahan dalam berinteraksi secara efektif dengan lingkungan sosial dan alam serta dalam menempatkan diri sebagai cerminan bangsa dalam pergaulan dunia.
- KI 3 :Memahami, menerapkan, menganalisis pengetahuan faktual, konseptual, prosedural dan metakognitif berdasarkan rasa ingin tahunya tentang ilmu pengetahuan, teknologi, seni, budaya, dan humaniora dengan wawasan kemanusiaan, kebangsaan, kenegaraan, dan peradaban terkait penyebab fenomena dan kejadian, serta menerapkan pengetahuan prosedural pada bidang kajian yang spesifik sesuai dengan bakat dan minatnya untuk memecahkan masalah.
- KI 4 :Mengolah, menalar, dan menyaji dalam ranah konkret dan ranah abstrak terkait dengan pengembangan dari yang dipelajarinya di sekolah secara mandiri, bertindak secara efektif dan kreatif, serta mampu menggunakan metoda sesuai kaidah keilmuan.

B. Kompetensi Dasar dan Pencapaian Kompetensi

- 3.2 Menganalisis fungsi sosial, struktur teks, dan unsur kebahasaan pada ungkapan menyatakan pendapat dan pikiran, sesuai dengan konteks penggunaannya.
- 4.2 Menyusun teks lisan dan tulis untuk menyatakan dan merespon ungkapan menyatakan pendapat dan pikiran, dengan memperhatikan fungsi sosial, struktur teks, dan unsur kebahasaan, benar dan sesuai konteks.

Indikator

1. Siswa dapat mengidentifikasi sebuah pendapat.
2. Siswa dapat menjelaskan fungsi dari sebuah pendapat.
3. Siswa dapat meminta pendapat orang lain/teman.
4. Siswa dapat memberikan/menyatakan sebuah pendapat.

C. Materi Pembelajaran

- Menyampaikan opini dengan santun
- Merespon opini dengan baik

D. Media, Alat dan Sumber Pembelajaran

- Papan Tulis
- Spidol
- Laptop
- Buku Teks
- Artikel Bahasa Inggris
- Lingkungan Sekitar

E. Langkah-langkah kegiatan pembelajaran

Tahap	Kegiatan	Waktu
Pembukaan	<ul style="list-style-type: none"> • Guru memberi salam (greeting) dan menyapa siswa • Guru menyiapkan peserta didik baik secara psikis dan fisik untuk mengikuti proses pembelajaran • Guru memberikan persepsi tentang memberi dan merespon sebuah opini/pendapat <p><i>I think ...</i></p> <p><i>I suppose...</i></p>	10 menit

	<p><i>In my opinion ...</i></p> <ul style="list-style-type: none"> • Guru memperkenalkan strategi pembelajaran “Mini-Debate” yang akan di gunakan dalam proses pembelajaran • Guru menyampaikan manfaat mempelajari tentang memberi dan meminta pendapat • Guru menyampaikan tujuan pembelajaran 	
Inti	<ul style="list-style-type: none"> • Guru menuliskan kata “Bullying” di papan sebagai mosi debat dan meminta siswa menebak arti kata dan maksudnya Tema debat yang akan di berikan yaitu : -Stop Bullying. -Smoking should be banned in public place -Female is better than male -Love is important than money • Guru menunjukkan gambar yang berkaitan dengan peristiwa bullying di sekolah • Guru meminta siswa untuk memberikan pendapat singkat mengenai bullying • Guru memberi intruksi untuk membagi siswa dalam kelompok pro dan contra untuk melakukan Mini-Debate • Guru memberikan sebuah artikel bahasa inggris mengenai bullying kepada siswa dan meminta mereka untuk menerjemahkan dan memahami isinya • Guru menjelaskan vocabulary (kosa kata) noun (kata benda) dan verb (kata kerja) yang terdapat dalam bacaan • Guru meminta siswa untuk saling berdiskusi dan melakukan debat mengenai bullying dan menyiapkan pendapat/opini • Selama mini-debate berlangsung siswa di izinkan untuk menggunakan catatan atau sumber manapun untuk mendukung opininya 	45 menit
Penutup	<ul style="list-style-type: none"> • Peserta didik dan guru melakukan refleksi berupa Tanya jawab terhadap kegiatan pembelajaran 	10 menit

	<ul style="list-style-type: none"> • Siswa memperhatikan informasi mengenai materi pembelajaran pada pertemuan berikutnya • Peserta didik dan guru menyampaikan salam perpisahan 	
--	--	--



RANCANGAN PERANGKAT PEMBELAJARAN

(RPP) KD 3.2 & 4.2

Satuan Pendidikan : SMA Negeri 6 Takalar
Mata Pelajaran : Bahasa Inggris
Kelas/Semester : XI/Genap
Materi Pokok : Teks lisan dan Tulisan untuk menyatakan pendapat dan pikiran serta responnya
Alokasi Waktu: 6X Pertemuan

E. Kompetensi Inti

- KI 1 :Menghayati dan mengamalkan ajaran agama yang dianutnya.
- KI 2 :Menghayati dan mengamalkan perilaku jujur, disiplin, tanggungjawab, peduli (gotong royong, kerjasama, toleran, damai), santun, responsif dan pro-aktif dan menunjukkan sikap sebagai bagian dari solusi atas berbagai permasalahan dalam berinteraksi secara efektif dengan lingkungan sosial dan alam serta dalam menempatkan diri sebagai cerminan bangsa dalam pergaulan dunia.
- KI 3 :Memahami, menerapkan, menganalisis pengetahuan faktual, konseptual, prosedural dan metakognitif berdasarkan rasa ingin tahunya tentang ilmu pengetahuan, teknologi, seni, budaya, dan humaniora dengan wawasan kemanusiaan, kebangsaan, kenegaraan, dan peradaban terkait penyebab fenomena dan kejadian, serta menerapkan pengetahuan prosedural pada bidang kajian yang spesifik sesuai dengan bakat dan minatnya untuk memecahkan masalah.
- KI 4 :Mengolah, menalar, dan menyaji dalam ranah konkret dan ranah abstrak terkait dengan pengembangan dari yang dipelajarinya di sekolah secara mandiri, bertindak secara efektif dan kreatif, serta mampu menggunakan metoda sesuai kaidah keilmuan.

F. Kompetensi Dasar dan Pencapaian Kompetensi

- 3.2 Menganalisis fungsi sosial, struktur teks, dan unsur kebahasaan pada ungkapan menyatakan pendapat dan pikiran, sesuai dengan konteks penggunaannya.
- 4.2 Menyusun teks lisan dan tulis untuk menyatakan dan merespon ungkapan menyatakan pendapat dan pikiran, dengan memperhatikan fungsi sosial, struktur teks, dan unsur kebahasaan, benar dan sesuai konteks.

Indikator

5. Siswa dapat mengidentifikasi sebuah pendapat.
6. Siswa dapat menjelaskan fungsi dari sebuah pendapat.
7. Siswa dapat meminta pendapat orang lain/teman.
8. Siswa dapat memberikan/menyatakan sebuah pendapat.

G. Materi Pembelajaran

- Menyampaikan opini dengan santun
- Merespon opini dengan baik

H. Media, Alat dan Sumber Pembelajaran

- Papan Tulis
- Spidol
- Laptop
- Buku Teks
- Artikel Bahasa Inggris
- Lingkungan Sekitar

E. Langkah-langkah kegiatan pembelajaran

Tahap	Kegiatan	Waktu
Pembukaan	<ul style="list-style-type: none"> • Guru memberi salam (greeting) dan menyapa siswa • Guru menyiapkan peserta didik baik secara psikis dan fisik untuk mengikuti proses pembelajaran • Guru memberikan persepsi tentang memberi dan merespon sebuah opini/pendapat <p><i>I think ...</i></p> <p><i>I suppose...</i></p>	10 menit

	<p><i>In my opinion ...</i></p> <ul style="list-style-type: none"> • Guru memperkenalkan strategi pembelajaran “Mini-Debate” yang akan di gunakan dalam proses pembelajaran • Guru menyampaikan manfaat mempelajari tentang memberi dan meminta pendapat • Guru menyampaikan tujuan pembelajaran 	
Inti	<ul style="list-style-type: none"> • Guru menuliskan kata “Bullying” di papan sebagai mosi debat dan meminta siswa menebak arti kata dan maksudnya Tema debat yang akan di berikan yaitu : -Smoking should be banned in public place • Guru meminta siswa untuk memberikan pendapat singkat mengenai ” Smoking should be banned in public place”. • Guru memberi intruksi untuk membagi siswa dalam kelompok pro dan contra untuk melakukan Mini-Debate. • Guru memberikan sebuah artikel bahasa inggris mengenai “Smoking should be banned in public place” kepada siswa dan meminta mereka untuk menerjemahkan dan memahami isinya. • Guru menjelaskan vocabulary (kosa kata) noun (kata benda) dan verb (kata kerja) yang terdapat dalam bacaan. • Guru meminta siswa untuk saling berdiskusi dan melakukan debat mengenai “Smoking should be banned in public place” dan menyiapkan pendapat/opini. • Selama mini-debate berlangsung siswa di izinkan untuk menggunakan catatan atau sumber manapun untuk mendukung opininya. 	45 menit
Penutup	<ul style="list-style-type: none"> • Peserta didik dan guru melakukan refleksi berupa Tanya jawab terhadap kegiatan pembelajaran • Siswa memperhatikan informasi mengenai materi pembelajaran pada pertemuan 	10 menit

	berikutnya <ul style="list-style-type: none"> • Peserta didik dan guru menyampaikan salam perpisahan 	
--	---	--



RANCANGAN PERANGKAT PEMBELAJARAN

(RPP) KD 3.2 & 4.2

Satuan Pendidikan : SMA Negeri 6 Takalar
Mata Pelajaran : Bahasa Inggris
Kelas/Semester : XI/Genap
Materi Pokok : Teks lisan dan Tulisan untuk menyatakan pendapat dan pikiran serta responnya
Alokasi Waktu: 6X Pertemuan

I. Kompetensi Inti

- KI 1 :Menghayati dan mengamalkan ajaran agama yang dianutnya.
- KI 2 :Menghayati dan mengamalkan perilaku jujur, disiplin, tanggungjawab, peduli (gotong royong, kerjasama, toleran, damai), santun, responsif dan pro-aktif dan menunjukkan sikap sebagai bagian dari solusi atas berbagai permasalahan dalam berinteraksi secara efektif dengan lingkungan sosial dan alam serta dalam menempatkan diri sebagai cerminan bangsa dalam pergaulan dunia.
- KI 3 :Memahami, menerapkan, menganalisis pengetahuan faktual, konseptual, prosedural dan metakognitif berdasarkan rasa ingin tahunya tentang ilmu pengetahuan, teknologi, seni, budaya, dan humaniora dengan wawasan kemanusiaan, kebangsaan, kenegaraan, dan peradaban terkait penyebab fenomena dan kejadian, serta menerapkan pengetahuan prosedural pada bidang kajian yang spesifik sesuai dengan bakat dan minatnya untuk memecahkan masalah.
- KI 4 :Mengolah, menalar, dan menyaji dalam ranah konkret dan ranah abstrak terkait dengan pengembangan dari yang dipelajarinya di sekolah secara mandiri, bertindak secara efektif dan kreatif, serta mampu menggunakan metoda sesuai kaidah keilmuan.

J. Kompetensi Dasar dan Pencapaian Kompetensi

- 3.2 Menganalisis fungsi sosial, struktur teks, dan unsur kebahasaan pada ungkapan menyatakan pendapat dan pikiran, sesuai dengan konteks penggunaannya.
- 4.2 Menyusun teks lisan dan tulis untuk menyatakan dan merespon ungkapan menyatakan pendapat dan pikiran, dengan memperhatikan fungsi sosial, struktur teks, dan unsur kebahasaan, benar dan sesuai konteks.

Indikator

9. Siswa dapat mengidentifikasi sebuah pendapat.
10. Siswa dapat menjelaskan fungsi dari sebuah pendapat.
11. Siswa dapat meminta pendapat orang lain/teman.
12. Siswa dapat memberikan/menyatakan sebuah pendapat.

K. Materi Pembelajaran

- Menyampaikan opini dengan santun
- Merespon opini dengan baik

L. Media, Alat dan Sumber Pembelajaran

- Papan Tulis
- Spidol
- Laptop
- Buku Teks
- Artikel Bahasa Inggris
- Lingkungan Sekitar

E. Langkah-langkah kegiatan pembelajaran

Tahap	Kegiatan	Waktu
Pembukaan	<ul style="list-style-type: none"> • Guru memberi salam (greeting) dan menyapa siswa • Guru menyiapkan peserta didik baik secara psikis dan fisik untuk mengikuti proses pembelajaran • Guru memberikan persepsi tentang memberi dan merespon sebuah opini/pendapat <p><i>I think ...</i></p> <p><i>I suppose...</i></p>	10 menit

	<p><i>In my opinion ...</i></p> <ul style="list-style-type: none"> • Guru memperkenalkan strategi pembelajaran “Mini-Debate” yang akan di gunakan dalam proses pembelajaran • Guru menyampaikan manfaat mempelajari tentang memberi dan meminta pendapat • Guru menyampaikan tujuan pembelajaran 	
Inti	<ul style="list-style-type: none"> • Guru menuliskan kata “Female is better than male” di papan sebagai mosi debat dan meminta siswa menebak arti kata dan maksudnya Tema debat yang akan di berikan yaitu : -Female is better than male. • Guru meminta siswa untuk memberikan pendapat singkat mengenai Female is better than male. • Guru memberi intruksi untuk membagi siswa dalam kelompok pro dan contra untuk melakukan Mini-Debate • Guru memberikan sebuah artikel bahasa inggris mengenai Female is better than male kepada siswa dan meminta mereka untuk menerjemahkan dan memahami isinya. • Guru menjelaskan vocabulary (kosa kata) noun (kata benda) dan verb (kata kerja) yang terdapat dalam bacaan • Guru meminta siswa untuk saling berdiskusi dan melakukan debat mengenai Female is better than male dan menyiapkan pendapat/opini. • Selama mini-debate berlangsung siswa di izinkan untuk menggunakan catatan atau sumber manapun untuk mendukung opininya 	45 menit
Penutup	<ul style="list-style-type: none"> • Peserta didik dan guru melakukan refleksi berupa Tanya jawab terhadap kegiatan pembelajaran • Siswa memperhatikan informasi mengenai 	10 menit

	<p>materi pembelajaran pada pertemuan berikutnya</p> <ul style="list-style-type: none"> • Peserta didik dan guru menyampaikan salam perpisahan 	
--	---	--



RANCANGAN PERANGKAT PEMBELAJARAN

(RPP) KD 3.2 & 4.2

Satuan Pendidikan : SMA Negeri 6 Takalar
Mata Pelajaran : Bahasa Inggris
Kelas/Semester : XI/Genap
Materi Pokok : Teks lisan dan Tulisan untuk menyatakan pendapat dan pikiran serta responnya
Alokasi Waktu: 6X Pertemuan

M. Kompetensi Inti

- KI 1 :Menghayati dan mengamalkan ajaran agama yang dianutnya.
- KI 2 :Menghayati dan mengamalkan perilaku jujur, disiplin, tanggungjawab, peduli (gotong royong, kerjasama, toleran, damai), santun, responsif dan pro-aktif dan menunjukkan sikap sebagai bagian dari solusi atas berbagai permasalahan dalam berinteraksi secara efektif dengan lingkungan sosial dan alam serta dalam menempatkan diri sebagai cerminan bangsa dalam pergaulan dunia.
- KI 3 :Memahami, menerapkan, menganalisis pengetahuan faktual, konseptual, prosedural dan metakognitif berdasarkan rasa ingin tahunya tentang ilmu pengetahuan, teknologi, seni, budaya, dan humaniora dengan wawasan kemanusiaan, kebangsaan, kenegaraan, dan peradaban terkait penyebab fenomena dan kejadian, serta menerapkan pengetahuan prosedural pada bidang kajian yang spesifik sesuai dengan bakat dan minatnya untuk memecahkan masalah.
- KI 4 :Mengolah, menalar, dan menyaji dalam ranah konkret dan ranah abstrak terkait dengan pengembangan dari yang dipelajarinya di sekolah secara mandiri, bertindak secara efektif dan kreatif, serta mampu menggunakan metoda sesuai kaidah keilmuan.

N. Kompetensi Dasar dan Pencapaian Kompetensi

- 3.2 Menganalisis fungsi sosial, struktur teks, dan unsur kebahasaan pada ungkapan menyatakan pendapat dan pikiran, sesuai dengan konteks penggunaannya.
- 4.2 Menyusun teks lisan dan tulis untuk menyatakan dan merespon ungkapan menyatakan pendapat dan pikiran, dengan memperhatikan fungsi sosial, struktur teks, dan unsur kebahasaan, benar dan sesuai konteks.

Indikator

13. Siswa dapat mengidentifikasi sebuah pendapat.
14. Siswa dapat menjelaskan fungsi dari sebuah pendapat.
15. Siswa dapat meminta pendapat orang lain/teman.
16. Siswa dapat memberikan/menyatakan sebuah pendapat.

O. Materi Pembelajaran

- Menyampaikan opini dengan santun
- Merespon opini dengan baik

P. Media, Alat dan Sumber Pembelajaran

- Papan Tulis
- Spidol
- Laptop
- Buku Teks
- Artikel Bahasa Inggris
- Lingkungan Sekitar

E. Langkah-langkah kegiatan pembelajaran

Tahap	Kegiatan	Waktu
Pembukaan	<ul style="list-style-type: none"> • Guru memberi salam (greeting) dan menyapa siswa • Guru menyiapkan peserta didik baik secara psikis dan fisik untuk mengikuti proses pembelajaran • Guru memberikan persepsi tentang memberi dan merespon sebuah opini/pendapat <p><i>I think ...</i></p> <p><i>I suppose...</i></p>	10 menit

	<p><i>In my opinion ...</i></p> <ul style="list-style-type: none"> • Guru memperkenalkan strategi pembelajaran “Mini-Debate” yang akan di gunakan dalam proses pembelajaran • Guru menyampaikan manfaat mempelajari tentang memberi dan meminta pendapat • Guru menyampaikan tujuan pembelajaran 	
Inti	<ul style="list-style-type: none"> • Guru menuliskan kata “Love is important than money di papan sebagai mosi debat dan meminta siswa menebak arti kata dan maksudnya Tema debat yang akan di berikan yaitu : -Love is important than money Guru meminta siswa untuk memberikan pendapat singkat mengenai Love is important than money. • Guru memberi intruksi untuk membagi siswa dalam kelompok pro dan contra untuk melakukan Mini-Debate • Guru memberikan sebuah artikel bahasa inggris mengenai Love is important than money kepada siswa dan meminta mereka untuk menerjemahkan dan memahami isinya. • Guru menjelaskan vocabulary (kosa kata) noun (kata benda) dan verb (kata kerja) yang terdapat dalam bacaan. • Guru meminta siswa untuk saling berdiskusi dan melakukan debat mengenai Love is important than money dan menyiapkan pendapat/opini. • Selama mini-debate berlangsung siswa di izinkan untuk menggunakan catatan atau sumber manapun untuk mendukung opininya 	45 menit
Penutup	<ul style="list-style-type: none"> • Peserta didik dan guru melakukan refleksi berupa Tanya jawab terhadap kegiatan pembelajaran • Siswa memperhatikan informasi mengenai 	10 menit

	<p>materi pembelajaran pada pertemuan berikutnya</p> <ul style="list-style-type: none"> • Peserta didik dan guru menyampaikan salam perpisahan 	
--	---	--



RANCANGAN PERANGKAT PEMBELAJARAN

(RPP) KD 3.2 & 4.2

Satuan Pendidikan : SMA Negeri 6 Takalar
Mata Pelajaran : Bahasa Inggris
Kelas/Semester : XI/Genap
Materi Pokok : Teks lisan dan Tulisan untuk menyatakan pendapat dan pikiran serta responnya
Alokasi Waktu: 6X Pertemuan

Q. Kompetensi Inti

- KI 1 :Menghayati dan mengamalkan ajaran agama yang dianutnya.
- KI 2 :Menghayati dan mengamalkan perilaku jujur, disiplin, tanggungjawab, peduli (gotong royong, kerjasama, toleran, damai), santun, responsif dan pro-aktif dan menunjukkan sikap sebagai bagian dari solusi atas berbagai permasalahan dalam berinteraksi secara efektif dengan lingkungan sosial dan alam serta dalam menempatkan diri sebagai cerminan bangsa dalam pergaulan dunia.
- KI 3 :Memahami, menerapkan, menganalisis pengetahuan faktual, konseptual, prosedural dan metakognitif berdasarkan rasa ingin tahunya tentang ilmu pengetahuan, teknologi, seni, budaya, dan humaniora dengan wawasan kemanusiaan, kebangsaan, kenegaraan, dan peradaban terkait penyebab fenomena dan kejadian, serta menerapkan pengetahuan prosedural pada bidang kajian yang spesifik sesuai dengan bakat dan minatnya untuk memecahkan masalah.
- KI 4 :Mengolah, menalar, dan menyaji dalam ranah konkret dan ranah abstrak terkait dengan pengembangan dari yang dipelajarinya di sekolah secara mandiri, bertindak secara efektif dan kreatif, serta mampu menggunakan metoda sesuai kaidah keilmuan.

R. Kompetensi Dasar dan Pencapaian Kompetensi

- 3.2 Menganalisis fungsi sosial, struktur teks, dan unsur kebahasaan pada ungkapan menyatakan pendapat dan pikiran, sesuai dengan konteks penggunaannya.
- 4.2 Menyusun teks lisan dan tulis untuk menyatakan dan merespon ungkapan menyatakan pendapat dan pikiran, dengan memperhatikan fungsi sosial, struktur teks, dan unsur kebahasaan, benar dan sesuai konteks.

Indikator

17. Siswa dapat mengidentifikasi sebuah pendapat.
18. Siswa dapat menjelaskan fungsi dari sebuah pendapat.
19. Siswa dapat meminta pendapat orang lain/teman.
20. Siswa dapat memberikan/menyatakan sebuah pendapat.

S. Materi Pembelajaran

- Menyampaikan opini dengan santun
- Merespon opini dengan baik

T. Media, Alat dan Sumber Pembelajaran

- Papan Tulis
- Spidol
- Laptop
- Buku Teks
- Artikel Bahasa Inggris
- Lingkungan Sekitar

E. Langkah-langkah kegiatan pembelajaran

Tahap	Kegiatan	Waktu
Pembukaan	<ul style="list-style-type: none"> • Guru memberi salam (greeting) dan menyapa siswa • Guru menyiapkan peserta didik baik secara psikis dan fisik untuk mengikuti proses pembelajaran • Guru memberikan persepsi tentang memberi dan merespon sebuah opini/pendapat <p><i>I think ...</i></p> <p><i>I suppose...</i></p>	10 menit

	<p><i>In my opinion ...</i></p> <ul style="list-style-type: none"> • Guru memperkenalkan strategi pembelajaran “Mini-Debate” yang akan di gunakan dalam proses pembelajaran • Guru menyampaikan manfaat mempelajari tentang memberi dan meminta pendapat • Guru menyampaikan tujuan pembelajaran 	
Inti	<ul style="list-style-type: none"> • Guru menuliskan kata “Personal technology in the classroom” di papan sebagai mosi debat dan meminta siswa menebak arti kata dan maksudnya Tema debat yang akan di berikan yaitu : - Personal technology in the classroom • Guru menunjukkan gambar yang berkaitan dengan peristiwa Personal technology in the classroom di sekolah • Guru meminta siswa untuk memberikan pendapat singkat mengenai Personal technology in the classroom • Guru memberi intruksi untuk membagi siswa dalam kelompok pro dan contra untuk melakukan Mini-Debate • Guru memberikan sebuah artikel bahasa inggris mengenai Personal technology in the classroom kepada siswa dan meminta mereka untuk menerjemahkan dan memahami isinya • Guru menjelaskan vocabulary (kosa kata) noun (kata benda) dan verb (kata kerja) yang terdapat dalam bacaan • Guru meminta siswa untuk saling berdiskusi dan melakukan debat mengenai Personal technology in the classroom dan menyiapkan pendapat/opini • Selama mini-debate berlangsung siswa di izinkan untuk menggunakan catatan atau sumber manapun untuk mendukung opininya 	45 menit

Penutup	<ul style="list-style-type: none"> • Peserta didik dan guru melakukan refleksi berupa Tanya jawab terhadap kegiatan pembelajaran • Siswa memperhatikan informasi mengenai materi pembelajaran pada pertemuan berikutnya • Peserta didik dan guru menyampaikan salam perpisahan 	10 menit
---------	---	----------



RANCANGAN PERANGKAT PEMBELAJARAN

(RPP) KD 3.2 & 4.2

Satuan Pendidikan : SMA Negeri 6 Takalar
Mata Pelajaran : Bahasa Inggris
Kelas/Semester : XI/Genap
Materi Pokok : Teks lisan dan Tulisan untuk menyatakan pendapat dan pikiran serta responnya
Alokasi Waktu: 6X Pertemuan

U. Kompetensi Inti

- KI 1 :Menghayati dan mengamalkan ajaran agama yang dianutnya.
- KI 2 :Menghayati dan mengamalkan perilaku jujur, disiplin, tanggungjawab, peduli (gotong royong, kerjasama, toleran, damai), santun, responsif dan pro-aktif dan menunjukkan sikap sebagai bagian dari solusi atas berbagai permasalahan dalam berinteraksi secara efektif dengan lingkungan sosial dan alam serta dalam menempatkan diri sebagai cerminan bangsa dalam pergaulan dunia.
- KI 3 :Memahami, menerapkan, menganalisis pengetahuan faktual, konseptual, prosedural dan metakognitif berdasarkan rasa ingin tahunya tentang ilmu pengetahuan, teknologi, seni, budaya, dan humaniora dengan wawasan kemanusiaan, kebangsaan, kenegaraan, dan peradaban terkait penyebab fenomena dan kejadian, serta menerapkan pengetahuan prosedural pada bidang kajian yang spesifik sesuai dengan bakat dan minatnya untuk memecahkan masalah.
- KI 4 :Mengolah, menalar, dan menyaji dalam ranah konkret dan ranah abstrak terkait dengan pengembangan dari yang dipelajarinya di sekolah secara mandiri, bertindak secara efektif dan kreatif, serta mampu menggunakan metoda sesuai kaidah keilmuan.

V. Kompetensi Dasar dan Pencapaian Kompetensi

- 3.2 Menganalisis fungsi sosial, struktur teks, dan unsur kebahasaan pada ungkapan menyatakan pendapat dan pikiran, sesuai dengan konteks penggunaannya.
- 4.2 Menyusun teks lisan dan tulis untuk menyatakan dan merespon ungkapan menyatakan pendapat dan pikiran, dengan memperhatikan fungsi sosial, struktur teks, dan unsur kebahasaan, benar dan sesuai konteks.

Indikator

21. Siswa dapat mengidentifikasi sebuah pendapat.
22. Siswa dapat menjelaskan fungsi dari sebuah pendapat.
23. Siswa dapat meminta pendapat orang lain/teman.
24. Siswa dapat memberikan/menyatakan sebuah pendapat.

W. Materi Pembelajaran

- Menyampaikan opini dengan santun
- Merespon opini dengan baik

X. Media, Alat dan Sumber Pembelajaran

- Papan Tulis
- Spidol
- Laptop
- Buku Teks
- Artikel Bahasa Inggris
- Lingkungan Sekitar

E. Langkah-langkah kegiatan pembelajaran

Tahap	Kegiatan	Waktu
Pembukaan	<ul style="list-style-type: none"> • Guru memberi salam (greeting) dan menyapa siswa • Guru menyiapkan peserta didik baik secara psikis dan fisik untuk mengikuti proses pembelajaran • Guru memberikan persepsi tentang memberi dan merespon sebuah opini/pendapat <p><i>I think ...</i></p> <p><i>I suppose...</i></p>	10 menit

	<p><i>In my opinion ...</i></p> <ul style="list-style-type: none"> • Guru memperkenalkan strategi pembelajaran “Mini-Debate” yang akan di gunakan dalam proses pembelajaran • Guru menyampaikan manfaat mempelajari tentang memberi dan meminta pendapat • Guru menyampaikan tujuan pembelajaran 	
Inti	<ul style="list-style-type: none"> • Guru menuliskan kata “Marijuana” di papan sebagai mosi debat dan meminta siswa menebak arti kata dan maksudnya Tema debat yang akan di berikan yaitu : -Marijuana • Guru menunjukkan gambar yang berkaitan dengan Marijuana di sekolah • Guru meminta siswa untuk memberikan pendapat singkat mengenai Marijuana • Guru memberi intruksi untuk membagi siswa dalam kelompok pro dan contra untuk melakukan Mini-Debate • Guru memberikan sebuah artikel bahasa inggris mengenai Marijuana kepada siswa dan meminta mereka untuk menerjemahkan dan memahami isinya • Guru menjelaskan vocabulary (kosa kata) noun (kata benda) dan verb (kata kerja) yang terdapat dalam bacaan • Guru meminta siswa untuk saling berdiskusi dan melakukan debat mengenai Marijuana dan menyiapkan pendapat/opini • Selama mini-debate berlangsung siswa di izinkan untuk menggunakan catatan atau sumber manapun untuk mendukung opininya 	45 menit
Penutup	<ul style="list-style-type: none"> • Peserta didik dan guru melakukan refleksi berupa Tanya jawab terhadap kegiatan pembelajaran • Siswa memperhatikan informasi mengenai materi pembelajaran pada pertemuan berikutnya 	10 menit

	<ul style="list-style-type: none"> • Peserta didik dan guru menyampaikan salam perpisahan 	
--	--	--



APPENDIX I

Result of students' pretest and post-test in Experimental class

No	Name of respondents	Pre-test		Post-test	
		X	X ²	X	X ²
1.	Rasul	35	1225	70	4900
2.	Sahrini	62	3844	70	4900
3.	Ratnawati	56	3136	70	4900
4.	Nurinsani	71	5041	78	6084
5.	St. Nurkhofifah	65	4225	73	5329
6.	Ilham	37	1369	71	5041
7.	Ahmad Masruri S	38	1444	42	1764
8.	Abdul Karim	38	1444	52	2704
9.	Fitriani. D	63	3969	63	3969
10.	Sarindah	73	5329	91	8281
11.	Aspira	77	5929	81	6561
12.	Jumriani J	69	4761	81	6561
13.	Putri Wulandari	67	4489	79	6241
14.	Dita Ariana	73	5329	79	6241
15.	Zakiah R	75	5625	75	5625
16.	Muh. Amri Syam	42	1764	71	5041
17.	Muh Ali	35	1225	65	4225
18.	Nuralam Fajar	33	1089	75	5625
19.	Jumriani	62	3844	77	5929

20.	Hasrah	69	4761	81	6561
21.	Tengku Riang	42	1764	77	5929
22.	Sri Wahyuni	85	7225	91	8281
23.	Mirna	67	4489	75	5625
24.	Arham	33	1089	71	5041
25.	Rismawati	60	3600	72	5184
	Σ	1427	88.009	1830	135.542
	Average	57.08		73.2	

Where:

Σ : Sum of each datum
Average : Mean score

APPENDIX II

Result of students' pre-test and post-test in Control Class

No	Name of Respondent	Pre-test		Post-test	
		X ¹	X ²	X ¹	X ²
1.	Muh Sultan N	48	2304	63	3969
2.	Ansar	50	2500	63	3969
3.	Reski Andriani	56	3136	56	3136
4.	Ratna	42	1764	50	2500
5.	Selviani	56	3136	56	3136
6.	Asrawati	48	2304	62	3844
7.	Muh Asdar	52	2704	52	2704
8.	Nureni Citra	38	1444	38	1444
9.	Sri Wahyuni	35	1225	35	1225
10.	Mirawati	46	2116	48	2304
11.	Jumriani	29	841	29	841
12.	Roslina	33	1089	33	1089
13.	Febrianti	44	1936	44	1936
14.	Putri Reskiah	37	1369	37	1369
15.	Nini Andriani	30	2500	50	2500
16.	Nuranggita	19	361	29	841
17.	Nurwahyu Utami	58	3364	58	3364
18.	Fitriani. M	56	3136	58	3364
19.	St. Nurazizah	54	2916	67	4489
20.	Ummul	56	3136	81	6561

	Hikmah N				
21.	Rischa Putriana	52	2704	87	7569
22.	Eka kurniawan S	40	1600	60	3600
23.	Irsan Sugandi	77	5929	77	5929
24.	Megawati	81	6561	81	6561
25.	St. Nurannisa	81	6561	81	6561
	Σ	1238	66.636	1414	87.370
	Average	49.52		56.56	

Where:

Σ : Sum of each datum
Average : Mean score

APPENDIX III

Instrument of the Research

Pretest and Posttest

Bullying: A cancer that must be eradicated

A tragic end to an education that had barely begun 13-year-old Kiki stopped schooling because her classmates used to (1) _____ fun of her relentlessly. They had accidentally discovered her humble background, her father being a street vendor. In another case, 15 (2)_____ old Dinda could not take it anymore. She became depressed, left school and stayed at home because she was constantly teased by her classmates for failing in junior high (3)_____. And in yet another, more recent case, some senior students of a junior high school took seven junior students, and subjected them to violent beatings. Sherry, one of the junior students, was (4)_____ to hospital with bruises on his abdomen. He is extremely (5)_____ to go to school. Julie, a 10 year old, fifth grade student, states that her first two years of elementary school were a traumatic (6)_____. She sadly remembers being cruelly bullied by her male classmates because she was overweight. They used to call her Sumatran elephant, baboon, gentong and many other names.

These are few (7)_____ out of hundreds of similar cases and the number is increasing over the time. In Indonesia bullying exists in every form, from teasing to extreme abuse. Even though incidents of bullying are common, unfortunately it is not seen as a major (8)_____. A recent survey conducted by National Child Protection Commission has shown that more than half of bullying (9)_____ go unreported due to the fact that it is considered normal in some parts of the society. Also the people who get bullied are either unwilling to report it because they feel it will “make a big deal”. Or worse, they are so scared that they don't trust anyone and do not want to share their plight with anyone. The issue of (10)_____ has been a problem for years but recently it got limelight from news media when few cases were (11)_____. Bullying affects the children both psychologically and physically. It is (12) _____ that hundreds of children miss school every day due to the fear of being mistreated by other students and in some extreme cases they choose to home school, or in severe circumstances they stop studying altogether. Children should not be living in constant fear. They shouldn't be afraid. On the contrary, they should (13)_____ forward to every day of school and enjoy school life. According to a research bullying has always (14)_____ in Indonesian society, but it has come to surface due to the recent proliferation of media technologies (Craig, 2009). Since bullying is prevalent in our society it is important that everyone should be made aware of this social evil. There should be campaigns to (15)_____ awareness.

It is highly possible that bullying might (16)_____ in your school so it is the liability of every student to protect their classmates and try to stop bullying. If it doesn't work then you should inform your teachers or parents. Not many of us think of stopping it. As long as it doesn't happen to us why should we get involved, why should we bother? But the time has come for us to be actively (17)_____ in eradicating bullying (Farrington, 1993).

Complete the sentence using the words from the list below!

Year	Make	School	Rushed	Scared
Experience	Cases	Incidents	Problem	Reported
Estimated	Look	Getting	Increase	Treated
Taking	Happen	Existed	Involved	Bullying

18. Circle the synonym !

a) Accident	a) Maltreat	a) Save
b) mishap	b) defeat	b) Protect
c) happen	c) Bullying	c) Hidden

a) Bruises Injury	a) Mind
b) Painful	b) Think
c) Injury	c) Opinion

Fill in the missing words to the following passage (21-25)!

Many countries today have laws that prohibit (19).....in public places because it affects non-smokers as well. This damages their health against their will and could cause them (20).....cancer. But also it seems as though this law protects only one side and public places(which should be available to everyone for all purposes)meet only the needs of non-smokers, tobacco causes addiction and (21).....smokers cannot spend a long time without lighting a cigarette which automatically makes

(22).....places and many other facilities unsuitable for them and their needs. Also this is bad for tourism in some parts, caterers are financially damaged by these new laws that suggest them to provide services to only one part of both residents and tourists. Is this law actually going to (23)..... non-smokers or simply effect smokers?

Is this a noble deed or a true act of discrimination?

19. A. Smoking

B. Smoker

C. Smoke

D, Smoked

20. A. Lever

B. Heart

C. Lung

D. Throat

21. A. Non

B. Passive

C. Active

D. On

22. A. Public

B. General

C. Community

D. Crowd



23. A. Save

B. Protect

C. Hide

D. Isolate

24. Look at the words in the box. Do you know the meaning? Check your dictionary.

Do	Tell	Instructed	
Determine		Give	Mine
Opposition		Issue	Search
Speaker		Interrupt	Notes
Response		Argument	Judging

25. Make noun phrase. The words on the left column are adjectives and the words on the right column are nouns. Combine them to make noun phrases. See number 1 as example!

UNIVERSITAS ISLAM NEGERI			
attractive	lake	1. Delicious	Food
memorable	waterfall	2.
fresh	atmosphere	3.
deep	trees	4.
clear	people	5.
gigantic	air	6.
quiet	situation	7.
		8.

The Standard Deviation and T-Test of Experimental and Controlled Class in pretest

1. Standard Deviation of Pretest in Experimental Class

$$SD = \sqrt{\frac{SS}{N-1}}, \text{ where } SS = \sum X^2 - \frac{(\sum X)^2}{N}$$

$$SS = \sum X^2 - \frac{(\sum X)^2}{N}$$

$$88.009 - \frac{(1427)^2}{25}$$

$$88.009 - \frac{2.036.329}{25}$$

$$88.009 - 81.453.16$$

$$SS1 = 6.555.84$$

$$SD = \sqrt{\frac{SS}{N-1}}$$

$$SD = \sqrt{\frac{6.555.84}{25-1}}$$

$$= \sqrt{\frac{6.555.84}{24}}$$

$$= \sqrt{273.84}$$

$$SD = 16.53$$

2. Standard Deviation of Pretest in Controlled Class

$$SD = \sqrt{\frac{SS}{N-1}}, \text{ where } SS = \sum X^2 - \frac{(\sum X)^2}{N}$$

$$\begin{aligned} SS &= \sum X^2 - \frac{(\sum X)^2}{N} \\ &= 66.636 - \frac{(1238)^2}{25} \\ &= 66.636 - \frac{1.532.644}{25} \\ &= 66.636 - 61.305.76 \end{aligned}$$

$$SS = 5.330.24$$

$$SD = \sqrt{\frac{SS}{N-1}}$$

$$SD = \sqrt{\frac{5.330.24}{25-1}}$$

$$= \sqrt{\frac{5.330.24}{24}}$$

$$= \sqrt{222.09}$$

$$SD = 14.90$$



1. T-test in the pretest

$$t = \frac{\bar{x}_1 - \bar{x}_2}{\sqrt{\left(\frac{SS_1 + SS_2}{n_1 + n_2 - 2}\right) \left(\frac{1}{n_1} + \frac{1}{n_2}\right)}}$$

$$t = \frac{57.08 - 49.52}{\sqrt{\left(\frac{(6.555.84) + (5.330.24)}{25 + 25 - 2}\right) \left(\frac{1}{25} + \frac{1}{25}\right)}}$$

$$t = \frac{7.56}{\sqrt{\left(\frac{11.886.08}{48}\right) \left(\frac{2}{25}\right)}}$$

$$t = \frac{7.56}{\sqrt{(247.63)(0.08)}}$$

$$t = \frac{7.56}{\sqrt{19.8104}}$$

$$t = \frac{7.56}{4.45}$$

$$t = 1.70$$



The Standard Deviation and T-Test of Experimental and Controlled Class in Post-test

1. Standard Deviation of Post-test in Experimental Class

$$SD = \sqrt{\frac{SS}{N-1}}, \text{ where } SS = \sum X^2 - \frac{(\sum X)^2}{N}$$

$$\begin{aligned} SS &= \sum X^2 - \frac{(\sum X)^2}{N} \\ &= 135.918 - \frac{(1830)^2}{25} \\ &= 135.918 - \frac{3.348.908}{25} \\ &= 135.918 - 133.956 \end{aligned}$$

$$SS1 = 1.962$$

$$\begin{aligned} SD &= \sqrt{\frac{SS}{N-1}} \\ &= \sqrt{\frac{1.962}{25-1}} \\ &= \sqrt{\frac{1.962}{24}} \\ &= \sqrt{1.938} \end{aligned}$$

$$SD = 44.02$$



2. Standard Deviation of Post-test in Controlled Class

$$SD = \sqrt{\frac{SS}{N-1}}, \text{ where } SS = \sum X^2 - \frac{(\sum X)^2}{N}$$

$$\begin{aligned} SS &= \sum X^2 - \frac{(\sum X)^2}{N} \\ &= 87.370 - \frac{(1414)^2}{25} \\ &= 87.370 - \frac{1.999.396}{25} \\ &= 87.370 - 79.975.84 \end{aligned}$$

$$SS = 7.394.16$$

$$\begin{aligned} SD &= \sqrt{\frac{SS}{N-1}} \\ &= \sqrt{\frac{7.394.16}{25-1}} \end{aligned}$$

$$\begin{aligned} &= \sqrt{\frac{7.394.16}{24}} \\ &= \sqrt{308.09} \end{aligned}$$

$$SD = 17.55$$



2. T-test in the post-test

$$t = \frac{\bar{x}_1 - \bar{x}_2}{\sqrt{\left(\frac{SS_1 + SS_2}{n_1 + n_2 - 2}\right) \left(\frac{1}{n_1} + \frac{1}{n_2}\right)}}$$

$$t = \frac{73.2 - 56.56}{\sqrt{\left(\frac{(2.944 + 7394.16)}{25 + 25 - 2}\right) \left(\frac{1}{25} + \frac{1}{25}\right)}}$$

$$t = \frac{16.64}{\sqrt{\left(\frac{10.338.16}{48}\right) \left(\frac{2}{25}\right)}}$$

$$t = \frac{16.64}{\sqrt{(215.38)(0.08)}}$$

$$t = \frac{16.64}{\sqrt{17.2304}}$$

$$t = \frac{16.64}{4.15}$$

$$t = 4.00$$



Bullying: A cancer that must be eradicated

A tragic end to an education that had barely begun - 13-year-old Kiki stopped schooling because her classmates used to make fun of her relentlessly. They had accidentally discovered her humble background, her father being a street vendor. In another case, 15 year old Dinda could not take it anymore. She became depressed, left school and stayed at home because she was constantly teased by her classmates for failing in junior high school.

And in yet another, more recent case, some senior students of a junior high school took seven junior students, and subjected them to violent beatings. Sherry, one of the junior students, was rushed to hospital with bruises on his abdomen. He is extremely scared to go to school. Julie, a 10 year old, fifth grade student, states that her first two years of elementary school were a traumatic experience. She sadly remembers being cruelly bullied by her male classmates because she was overweight. They used to call her Sumatran elephant, baboon, gentong and many other names.

These are few cases out of hundreds of similar cases and the number is increasing over the time. In Indonesia bullying exists in every form, from teasing to extreme abuse. Even though incidents of bullying are common, unfortunately it is not seen as a major problem. A recent survey conducted by National Child Protection Commission has shown that more than half of bullying incidents go unreported due to the fact that it is considered normal in some parts of the society. Also the people who get bullied are either unwilling to report it because they feel it will “make a big deal”. Or worse, they are so scared that they don't trust anyone and do not want to share their plight with anyone (<http://www.asianewsnet.net/news-34263.html>). The issue of bullying has been a problem for years but recently it got limelight from news media when few cases were reported.

Bullying affects the children both psychologically and physically. It is estimated that hundreds of children miss school every day due to the fear of being mistreated by other students and in some extreme cases they choose to home school, or in severe circumstances they stop studying altogether (<http://www.bullyingstatistics.org/content/facts-on-bullying.html>). Children should not be living in constant fear. They shouldn't be afraid. On the contrary, they should look forward to every day of school and enjoy school life. According to a research bullying has always existed in Indonesian society, but it has come to surface due to the recent proliferation of media technologies (Craig, 2009). Since bullying is prevalent in our society it is important that everyone should be made aware of this social evil. There should be campaigns to increase awareness. Everyone should be working together, against it, to stop it. It is distressing to see our children being isolated from society because they are treated badly. I am of opinion that no one has

any right to harass or make people feel inferior. No one should have that kind of power. These children are our future and we should make every possible effort to stop bullying.

I would like to point out that bullying is everyone's problem and responsibility. If you condone bullying in any way, shape or form it means you are taking part in it whether it is directly or indirectly by being silent. Majority of people agree that we have to work together towards eliminating this problem. Some people may consider taunting someone as funny, even though it is anything but funny to the person who is at the receiving end. Minor taunts can create a lot of pain and suffering. While it may seem innocent but the cumulative effect could be highly damaging. In addition to that, as the pain increases, each instance cuts a little deeper which eventually becomes a sore. It is highly possible that bullying might happen in your school so it is the liability of every student to protect their classmates and try to stop bullying. If it doesn't work then you should inform your teachers or parents.

Not many of us think of stopping it. As long as it doesn't happen to us why should we get involved, why should we bother? But the time has come for us to be actively involved in eradicating bullying (Farrington, 1993). So next time if you see someone getting bullied, would you try to stop it or let it happen? Remember, bullying is everyone's problem; therefore everyone has to be the part of the solution.



Should smoking be banned in public places?

Many countries today have laws that prohibit smoking in public places because it affects non-smokers as well. This damages their health against their will and could cause them lung cancer. But also it seems as though this law protects only one side and public places(which should be available to everyone for all purposes)meet only the needs of non-smokers, tobacco causes addiction and active smokers cannot spend a long time without lighting a cigarette which automatically makes public places and many other facilities unsuitable for them and their needs. Also this is bad for tourism in some parts, caterers are financially damaged by these new laws that suggest them to provide services to only one part of both residents and tourists. Is this law actually going to protect non-smokers or simply affect smokers?

Is this a noble deed or a true act of discrimination?



Female is better than Male

Well, everyone's different but generally speaking I think that the evidence is clear girls are better at school until higher education at least. Girls tend to mature faster and they are less easily distracted during the lower education years.

Also girls and boys learn differently, boys more visually, girls are better at verbal and written learning. This gives an obvious advantage in most classrooms.

In addition to learning different, the mind works different. Girls all through life (not just the school years) are better at communication in most cases (I even think this has been shown in brain scans, a woman's brain is more active during conversation than a man's), again this is something helpful in a classroom setting so it is an advantage.

Guys are better at some aspects in general. The Male mind for instance generally is better wired for math because of the definitive nature of numbers - though god forbid this be pointed out lest a feminist start a petition or something.

None of these rules are set in stone though. Some guys are excellent communicators, some women are excellent in math,

but as a general statement it is fair to say females are better students all around.



Personal Technology in the classroom

How do they affect our lives? Phones should not be allowed at school. Not only are they a distraction from education, but they expand the chances of a child cheating. Although parents take the excuse of emergencies or even the chance to be responsible, but really, children take the opportunity to be on their phone for mere entertainment. 'Smart' Phones should not be brought to school, it may damage brain cells. Emergencies are NOT an excuse. The teachers should be prepared for dangerous emergencies. We all should know by now that not many cell phones are used during emergencies. This could actually DISTRACT a child from an emergency. They would be focused on saving their electronics rather than their own lives. What are phones used for? Sometimes phones are brought to school, used for entertainment, as stated in the paragraph before. Though students could cheat using their cellular device. Sometimes, allowing the use of the device could make the child more productive. Our lives are being affected by the use of the new technology. Even without access to technology, children could still learn by their peers and the information a book or even a teacher offers to them. Not only is their education distracted, it is quite often that a child will leave their ringer or notifications on. This happens to distract not only themselves but the entire class.

Love is important than money

Love is said to be the most beautiful feeling on Earth. The people who experience this feeling are said to be the luckiest people on Earth.

People often say that they can live their life happily if it is filled with love and that they can live without money. But when we go deeper into this statement it proves to be false. It is true that money cannot buy love and happiness but money certainly can buy things through which an individual can express his or her love and also buy essential stuff which would make them happy. There is a famous saying “It is better to cry in a BMW rather than on a cycle”. This statement is indeed true. It is better to be comfortably unhappy than being uncomfortably unhappy.

“Love makes the world go around but money buys the riches”

Love is essential in each and every individual's life but money is also extremely essential to live a luxurious life because we are human beings not animals. It is money which improves our condition or else what is the difference between a human being and an animal.



Marijuana

Many people think marijuana should be legal substance. Unlike tobacco and alcohol, which are both legal in most countries. Marijuana rarely leads to death or serious health problem. In many parts of the world. Marijuana is legally used for medical purposes. In some countries, it is illegal to buy and sell marijuana, though authorities turn a blind eye to its usage. In much of the world, marijuana is a banned substances, and possession result in fines or jail time. While some people think marijuana is harmless, other fear that legalizing it will send a bad message to young people about drug use in general.

In 2013, Uruguay became the first country to legalize the growing selling, and smoking of marijuana. The government put a few regulations in place. First, tourists are not allowed to buy marijuana in Uruguay. Second, legal marijuana is sold by the government. Next, buyers have to join a special registry. Lastly, Uruguayans are legally allowed to grow six personal marijuana plants each year.

In the US, the war on drugs is a government effort to prevent recreational drug use. As history has shown, however, prohibition does not prevent drug use. Hundreds of thousands of Americans are charged every year for possession of illegal marijuana, and many face jail time. This extremely costly for the taxpayer. A high percentage of the American public and some politicians are shifting in favor of decriminalizing marijuana. In 2012, Washington State and Colorado decided to legalize recreational marijuana use. A number of other US states are expected to follow in their footsteps. Time will tell whether consumers are willing to pay high taxes on legal marijuana, or whether they will continue to use illegal sources for their recreational drugs.