

**THE USE OF SEMANTIC MAPPING TO TEACH WRITING DESCRIPTIVE
TASK AT SENIOR HIGH SCHOOL GUPPI SAMATA**



UNIVERSITAS ISLAM NEGERI
ALAUDDIN
M A K A S S A R

A THESIS

Submitted in Partial Fulfillment of the Requirements for the Degree of Sarjana
Pendidikan (S.Pd) of English Education Department
Tarbiyah and Teaching Science Faculty
Alauddin State Islamic University
of Makassar

By:

UNIVERSITAS IRHAMIA NEGERI
Reg. Number: 20400114084
ALAUDDIN
M A K A S S A R

**ENGLISH EDUCATION DEPARTMENT
TARBIYAH AND TEACHING SCIENCE FACULTY
ALAUDDIN STATE ISLAMIC UNIVERSITY OF MAKASSAR
2018**

PERNYATAAN KEASLIAN SKRIPSI

Dengan penuh kesadaran penulis yang bertanda tangan di bawah ini:

Nama : Irfania
NIM : 20400114084
Tempat/Tgl. Lahir : Salu Makara, 08 November 1996
Jur./Prodi/Konsentrasi : Pendidikan Bahasa Inggris
Fakultas/Program : Tarbiyah dan Keguruan
Alamat : J. H. M. Yasin Lempu No.63
Judul : *Teaching Writing Descriptive Task by Using Sumanto Mapping at Senior High School Tuppi Samata*

Menyatakan dengan sesungguhnya dan penuh kesadaran bahwa skripsi ini benar adalah hasil karya sendiri. Jika dikemudian hari terbukti bahwa ia merupakan duplikat, tiruan, plagiat, atau dibuat oleh orang lain, sebagian atau seluruhnya, maka skripsi dan gelar yang diperoleh karenanya batal demi hukum.

UNIVERSITAS ISLAM NEGERI

ALAUDDIN
MAKASSAR

Gowa,

2018

Penulis



Irfania

NIM. 20400114084

PERSETUJUAN PEMBIMBING

Pembimbing penulisan skripsi saudara Irfania NIM: 20400114004 mahasiswa Jurusan Pendidikan Bahasa Inggris pada Fakultas Tarbiyah dan Keguruan UIN Alauddin Makassar, setelah dengan seksama meneliti dan mengoreksi skripsi yang bersangkutan dengan judul "*Teaching Writing Descriptive Text by Using Semantic Mapping at MA Guppi Samala*," memandang bahwa skripsi tersebut telah memenuhi syarat-syarat ilmiah dan dapat disetujui untuk diajukan ke sidang munaqasyah.


Demikian persetujuan ini diberikan untuk dipergunakan dan diproses selanjutnya.


Makassar,

2018

Pembimbing I

Pembimbing II


Dr. Sitti Nurrahmi, M.Pd.
NIP. 197403082009012003


Dr. Andi Kaharuddin, S.IP, M.Hum
NIP. 197508142005011006

PENGESAHAN SKRIPSI

Skripsi yang berjudul, "*The Use of Semantic Mapping to Teach Writing Descriptive Task at Senior High School Guppi Sumata*", yang disusun oleh Irfanisa, NIM: 20400114084, mahasiswa Jurusan Pendidikan Bahasa Inggris pada Fakultas Tarbiyah dan Keguruan UIN Alauddin Makassar, telah dipikikan dan dipertahankan dalam sidang munaqasyah yang diselenggarakan pada hari **Jumat, 23 November 2018** dan dinyatakan telah dapat diterima sebagai salah satu syarat untuk memperoleh gelar Sarjana Pendidikan (S.Pd) pada Fakultas Tarbiyah dan Keguruan, Jurusan Pendidikan Bahasa Inggris dengan beberapa perbaikan

Samata-Gowa, 17 Desember 2018

10 Rabiul Akhir 1440 H

DEWAN PENGUJI
(SK Dekan No 3016 tertanggal 19 November 2018)

Ketua : Dr. Mujeno Domopolu, M. Ag.

Sekretaris : Dr. Hamka, M. Th. I

Munaqisy I : Dr. I. Abd Munis Sa'id, M. Ed. TESOL

Munaqisy II : Dr. Kamsinah, M. Pd I

Pembimbing I : Dr. Kaha'uddin, S. W. M. Hum.

Pembimbing II : Dr. Siti Nurpahmi, S. Pd., M. Pd

Mengerahmi :

Dekan Fakultas Tarbiyah dan Keguruan

UIN Alauddin Makassar

Dr. H. Muhammad Amri, Lc., M. Ag.

NIP. 19730120 200312 1 001

ACKNOWLEDGEMENT

Bismillahirohmanirrohlim

Alhamdu lillah Rabbi Alamin, the researcher would like to express her deepest gratitude to the Almighty Allah SWT Who has been giving mercy, blessing, inspiration, and good health all the time to conduct the writing thesis. Also the researcher does not forget to send great respect to the prophet, Muhammad SAW. Peace be upon him, who has guided the human being from the worst to the peace or from bad condition to the better life.

During the writing of the thesis, the researcher received much assistance from a number of people, for their valuable guidance, correction, suggestion, advice and golden support. Without them, the writing of this thesis would never be possibly completed. Therefore, the researcher would like to express the greatest thanks and appreciations for those people, they are:

1. **Prof. Dr. H. Musafir Pababbari, M. Si**, the Rector of Islamic State University of Alauddin Makassar for his advice during her studied at the university.
2. **Dr. H. Muhammad Anri, Lc., M.Ag.**, the Dean of Tarbiyah and Teaching Science Faculty for advice and motivation.
3. **Dr. Kamsinah, M.Pd.J.**, and **Sitti Nurpahmi, S.Pd., M.Pd.**, the Head and the Secretary of English Education Department of Tarbiyah and Teaching Science Faculty of Alauddin State Islamic University (UIN) Makassar who have helped, guided, and supported the researcher.

4. **Dr. A. Kaharuddin, S.IP.,M. Hum.** as the first consultant and **Dr. Sitti Nurpahmi, M.Pd.** as the second consultant who give the researcher guidance, correction and overall support since the preliminary stage of manuscript until the completion of this thesis.
5. The researcher's beloved parents, **Subri** and **Nurhani** who always love, pray, motivate, and support for the researcher's success
6. The researcher's beloved my brother and my sister, **Palmuddin, Fadlullah, Ajmal, Fauziah, Ikram, Inti Hana, Nur Afni, Miftah** (Sabri Generations) who has important role during my college, support and force to graduate early.
7. The most profound thanks goes to the **all lecturers of English Department and all staffs of Tarbiyah and Teaching Science Faculty** for their help, support, and guidance during the researcher has been studying at **Alauddin State Islamic University (UIN) of Makassar**
8. The Researcher would like to thank to close friends (Glazy Girl): **Sri Utami, Ridwan, Nurhikmahwati Mus, Tri Wulandari and Nurri Ningsih** who always beside her, nice sharing for anything and support to finishing this research.
9. The researcher's beloved friends in **FBI 3-4 2014 and EIGHTEEN**, for all their support, and motivation to light obstacles during the study together in **UIN Alauddin Makassar**.
10. The researcher's beloved friends in **KKN (Marlorenn Squad)**, for all their support, and motivation to fight obstacles

11. The researcher's beloved friends in JILC Especially sister Hartina , for all their support, and motivation to fight obstacles.
12. The Headmaster of MA Guppi Samata and English teacher who have given opportunity to conduct this research in the school.
13. All of the students at the first grade of MA Guppi Samata especially in class **XA IPS** and **XB IPS**, thanks for your participation and support in the research, so the researcher can finish this thesis.
14. All people who help and those whom the researcher cannot mention one by one.

The researcher realizes that the writing of this thesis is far from the perfectness. Remaining errors are the researcher's own. Therefore, constructive criticism and suggestions will be highly appreciated.

Finally, willingly the researcher prays, May all our efforts are blessed by Allah SWT. Amin.

UNIVERSITAS ISLAM NEGERI **Gowa**, 2018

ALAUDDIN The Researcher
M A K A S S A R


Rhamia
NIM. 20400114084

LIST OF CONTENT

TITLE PAGE	i
PENYATAAN KEASLIAN SKRIPSI	ii
PERSETUJUAN PEMBIMBING	iii
PENGESAHAN SKRIPSI	iv
ACKNOWLEDGEMENT	v
LIST OF CONTENT	viii
LIST OF TABLES	x
LIST OF FIGURES	xii
LIST OF APPENDICES	xii
ABSTRACT	xiii
CHAPTER I INTRODUCTION	1-9
A. Background	1
B. Research Problem	6
C. Research Objectives	7
D. Research Significance.....	7
E. Research Scope.....	9
F. Operational Definition of Terms	9
CHAPTER II REVIEW OF RELATED LITERATURE	10-22
A. Previous Related Research Findings	7
B. Some Partinent Ideas	15

C. Hypothesis	16
CHAPTER III RESEARCH METHOD	23-33
A. Research Design.....	23
B. Research Variable	24
C. Population and Sample	24
D. Research Instrument	25
E. Procedure of Collecting Data.....	26
F. Data Technique Analysis	27
CHAPTER IV FINDING AND DISCUSSION	34-71
A. Findings and Discussion	34
CHAPTER V CONCLUSSION AND SUGGESTION	72-73
A. Conclusion.....	72
B. Suggestion.....	72
BIBLIOGRAPHIES	74-75
APPENDICES	76-98
CURRICULUM VITAE.....	99

LIST OF TABLES


Table 4.1	Classification of the students pre-test (Experimental Class)	47
Table 4.2	Analysis data Pre-Test (Experimental Class)	48
Table 4.3	Distribution of categorization pre- test (experimental Class)	48
Table 4.4	Data Normality Test Pre -Test (Experimental Class)	49
Table 4.5	Classification of the students pre-test (Control Class)	50
Table 4.6	Analysis data Pre-Test (Control Class)	51
Table 4.7	Distribution of categorization pre- test (Control Class)	51
Table 4.8	Data Normality Test Pre -Test (Control Class)	52
Table 4.9	Classification of the students post-test (Experimental Class)	54
Table 4.10	Analysis data Post-Test (Experimental Class)	54
Table 4.11	Distribution of categorization post- test (experimental Class)	55
Table 4.12	Data Normality Test Post -Test (Experimental Class)	56
Table 4.13	Classification of the students post-test (Control Class)	57
Table 4.14	Analysis data Post-Test (Control Class)	58
Table 4.15	Distribution of categorization post- test (Control Class)	58
Table 4.16	Data Normality Test Post -Test (Control Class)	59
Table 4. 17	Test of Homogeneity of Variance (Pre- Test)	60
Table 4.18	Test of Homogeneity of Variance (Post- Test)	60
Table 4. 19	Independent Samples Test.....	62

Table 4.20	Aspect Material Analysis	64
Table 4.21	Aspect Method Analysis	65
Table 4.22	Activities Aspect Analysis	66
Table 4.23	Task Aspect Analysis	67




LIST OF FIGURES

Figures 4.1	Grafic Writing Skill Pre-Test (Experimental Class)	49
Figures 4.2	Grafic Writing Skill Pre=Test (Control Class)	52
Figures 4.3	Grafic Writing Skill Post-Test (Experimental Class)	56
Figures 4.4	Grafic Writing Skill post-Test (Experimental Class)	59



LIST OF APPENDICES

Appendix I	Questionnaire	77
Appendix II	lesson Plan	79
Appendix III	The Results of Pre-Test and Post-Test (Control Class)	85
Appendix IV	The Results of Pre-Test and Post-Test (Experimental Class)	91
Appendix V	Documentations	97



ABSTRACT

Title : **The Use of Semantic Mapping To Teach Writing Descriptive Task at Senior High School Guppi Samata.**
Researcher : **Irhamia**
Reg. Number : **20400114084**
Consultant I : **Dr. Andi Kaharuddin, S.IP, M.Hum**
Consultant II : **Dr. Sitti Nurpahmi, S. Pd., M.Pd.**

The main objective of this research is to discover the improvement of students' Skill in wring Descriptive task that taught by using Semantic Mapping. This research was conducted at Senior High School Guppi Samata. In this research, the population was students in the First Grade of Senior High School Guppi Samata. The numbers of population were 72 students. In taking the sample, Class XA IPS consist of 15 students as the control class and class XB IPS consist of 15 students as experimental class, the sample was chosen by using random sampling technique. The total samples were 30 students.

Quasi-experimental method was applied in this research with two group pre-test and post-test design. Class XB was chosen as experimental class that taught by using Semantic Mapping and Class XA was chosen as control class that taught by using General Method. The instrument used to collect data was Questionnaire and written test.

The result of the research presented that class XB had "bad" score on pre-test with the mean score 59,7, After giving treatment the students achieved good improvement, they got "very good" score with the mean score 91,7. The outcome of the data analysis revealed that there was a significant improvement in the students' skill in writing Descriptive Task after being taught using Semantic Mapping . It was proved by the result of the statistical analysis of the level significance $P=0.05$ with degree of freedom (df)= 28 indicated that the t-test values of the students' skill in writing descriptive task (3. 883) was higher than t-table value (2.602).

Based on the result analysis, the researcher may concluded that using Semantic Mapping effectived to improve the students skill in writing descriptive task especially at Class XB at Senior High School Guppi Samata.

Keywords : descriptive task , semantic mapping

CHAPTER I

INTRODUCTION

This chapter presents the introduction which consists of background, problem statement, objectives, significance, and scope of the research.

A. Background

Considering the importance of the language, our government has drawn up English as a foreign language that should be mastered by the students. In Indonesia, English teaching aims at mastering four basic skills of language, which includes listening, speaking, reading, and writing skills. Language skills consist of productive and receptive skills. Productive skills are writing and speaking. Receptive skills are listening and reading. Writing and speaking as productive skill are quite important to develop students' competence and performance of language.

Learning language is not new thing to be discussed. We learn language when we were still children either intentional or not, such as mother tongue, second language and foreign language. We use those languages in our daily life because we always communicate and interact with people. In social life, we must communicate well over good language. However, it is not easy to use language well. We must make our communication partner understand the ideas, thoughts and feelings that we convey. That is the reason why we really need to learn the language.

Naturally, the purpose of language learning is to use the language for communication whatever languages are learned include English. Since being international language, English becomes an important requirement for many countries

in the world. Moreover on this globalization era, English is used intensively. It is used in various fields such as communication, business, technology and grade. Indonesia is one of the countries that actives in international organization. It means that Indonesia also uses English as communication tool in business and technology fields. Realize this government of Indonesia makes policy that it needs to be taught in every level of education, from junior high school up to university. English learning itself involves the development of listening, speaking, reading and writing skills. Those skills are related each other and those are equally important to learn. But for this occasion of research, the writer focuses only in writing.

Writing is an activity that has been widely described in the Qur'an and hadith. As a hadith that explains about the importance of writing.

"Indeed, the first thing that Allah created was a pen, and then God said to him: "Write!". The Pen replied: "O my Lord, what should I write?" Then God said: "Write down everything until it comes provisions of the Hour". (HR. Ahmad and Abu Dawud)." (Abdullahroy, 2011)

Therefore, writing is not only students' obligation at school, but also writing is a command of God that must be obeyed by humans. To support this statement, Allah says in the Qur'an surah Al-qalam verse 1.

ن وَالْقَلَمِ وَمَا يَسْطُرُونَ

"Nun. By the pen and what they inscribe."

Based on the explanation above, it can be interpreted that writing is important lesson for students both to fulfill their obligations as students and their status as

creatures of God to execute his orders. Horsburg (2009:9) states that writing is a laborious activity for the students, which involves many skills: students must be able to recognize that certain shapes form letters, and these letters represent particular sounds; when the letters are put together. Tompkins (1994:7) states that the writing process is a way of looking at writing instruction in which the emphasis is shifted from students' finished products to what students think and do as they write.

Writing is among the most complex human activities. It involves the development of a design idea, the capture of mental representations of knowledge, and experience with subjects. Writing is one of language skills that more complex and difficult than others because the students must master in grammar and vocabulary. The students must have concept in writing not only in their brain but also in translating language. Writing is a process that requires making choices. How to decide what we want to communicate and how to express the thoughts, and what combination of words and sentence structures will be the best way to convey those thoughts. Therefore, writing is how human beings communicate his thoughts and feelings by visible signs, understandable not only to himself but also to all other persons (Gelb, 1963:11).

According to Heffernan and Lincoln (1982:52), there are four forms of writing. The first is narration that is the form of writing used to relate the things that happened, and it normally shows the order of the acts or events in which they happened. Narration places occurrences in time and tells what happen according to natural time sequence, type narration include short story, novel and new story as well

as large part of our everyday social interaction in the form letters and conversation. The second is exposition, it is explanatory writing. Its purpose is to explain or clarify a certain point. It is also used in giving information, and interpreting meaning it includes editorial, essay and informative instructional material. It is used in combination with narrative, exposition support and illustrates. Moreover, it is also used part form narrative, it stand alone as an essay, and it is also used alone or with narrative, exposition may be developed in number of ways. Exposition may be used to explain a process, definition, analysis and criticism. (Hefferman & Lincoln, 1982:56-57). The third is argumentation that is used in persuading and convincing. It is read to exposition combined with it. Argumentation is used to make a case or to prove and disprove statements or proposition. The last is description which is form of writing about the external features of people or things. Its purpose is to describe a thing to say how it looks, feels, sounds, smells, or tastes. (Hefferman Lincoln,1982:52). A successful description does not depend on merely visual effect. However, it attempts to evoke all the sense by identifying a subject's significant feature and by arranging those feature in an appropriate pattern. For this occasion of research, the writer focuses only in writing descriptive text.

There are some problems that sometime students face in writing descriptive text in the school, especially in MA GUPPI SAMATA. Based on the preliminary research that researcher had conducted, there are some problems that the students face, for example:

My friend

He is my friend. He is name muh.saiful he very talkative he very keras kepala, but he very good, handsome, he very nice and humoris and he very disciplined to go masjid. He characteristic human is tall, white skin, black eyes and wise.

My teacher

Mother ica is very nice and humorous and she is very disciplined and wise and when she teaches how to explain it well and easy to understand and all students likes way of teaching it. Icha mother is a BK teacher and when the student has a problem she is taking care firmly and with cold head.

School

The school GUPPI SAMATA is the best because GUPPI SAMATA a tree green is very nice.

The text above is one of student works when the researcher did the preliminary research at the first grade of MA GUPPI SAMATA. Based on the example above, there are some mistakes that students find, such as they cannot develop their idea. It is about coherence and unity of the text, in addition they cannot use grammar language correctly, then they cannot organize the idea and information. It is all about how the student can write descriptive text without stand out of the main idea and the reader can get the information without disconnect or confuse. Most of students don't understand how to write descriptive text correctly and they do not know how to make the reader easy to understand the text. Based on the problems, the writer assumes that the students have a deal with vocabulary, grammar and moreover to develop idea or topic.

There are some techniques to solve the problems of teaching English writing. One of them is using semantic mapping. According to Harmer (2007: 236), as he said semantic mapping or word maps are “word maps are an extremely engaging way of building up vocabulary knowledge as well as provoking students into retrieving and using what they know. It is a prewriting technique by drawing a diagram of words using lines, boxes, arrows, circles, words, and phrases to show how new words and ideas are related to the topic. Semantic mapping is a diagram used to represent words, ideas, tasks, or other items linked to and arranged around a central key words or idea. Semantic mapping is used to generate, to visualize, to structure, and to classify ideas, and as an aid studying and organizing information, solving problems, making decisions, and writing (Buzan, 2010).

Based on the previous explanation above, the researcher is interested in conducting a research under the title *“Teaching Writing Descriptive Text by Using Semantic Mapping at MA GUPPI SAMATA”*.

B. Problem Statement

According to the previous background, the researcher will formulate problem statements as follows:

1. Is the use of the Semantic Mapping technique able to improve the students’ skill in writing descriptive text at MA GUPPI Samata?
2. What are the students’ response to the use of the Semantic Mapping technique for skill in writing descriptive text at MA GUPPI Samata?

C. Objective of the Research

Based on the problem statements above, the objects of this research were:

1. To find out whether the Semantic Mapping technique is able to improve students skill to write descriptive text at MA GUPPI Samata.
2. To find out what are the responses of the students to the Semantic Mapping technique after learning how to use it for writing descriptive text essays at MA GUPPI Samata.

D. The Significant of the Research

This research is expected to provide significant contribution both theoretically and practically.

1. Theoretical Significance

This research is expected to give benefits to English language teaching and learning,. Using Semantic Mapping is a good technique to be applied in learning and teaching process because the students can represent their words, ideas, tasks, or other items linked to and arranged around a central key words or idea. They can study and organize information, solving problems, making decisions, and writing. This research hopefully can give useful information to improve students' skill in writing descriptive text.

2. Practical Significance

The result of this research is expected to be valuable information and to give valuable contribution for teachers, students and the next researcher. The detailed practical benefits of this research are as follows.

a. Significance for the students

This research is expected to help students in building up their skills in writing descriptive text by using semantic mapping because semantic mapping can help the learner understand relationships and form concepts about broader topics. In other side the learners will remember vocabularies more easily. The researcher expects that the result of this research can improve the understanding and interest of the students in learning material presented by the teacher, particularly in English subjects.

b. Significance for the teacher

This study is expected to inspire the teachers to be creative in developing and exploring interesting strategy in teaching writing. Teaching writing descriptive text with using semantic mapping technique can help the teachers to be creative because they can show their effort to make the students to be interest in learning process. furthermore, the researcher expects that it can provide additional knowledge, understanding and prospective English teachers on active learning model, particularly in writing descriptive text.

c. Significance for the next research

This research is expected to be able to give significance to the other researcher as a reference for further studies on similar topic.

E. Scope of the Research

Specifically, this research will focus on finding out the effectiveness of Semantic Mapping in improving students' writing skill, especially writing descriptive text for the first grade students of MA GUPPI Samata.

F. Operational Defenition

The title of this research is "***Teaching Writing Descriptive Text by Using Semantic Mapping at MA GUPPI Samata***". The researcher would like to present the operational definition of terms to understand the topic of this research easily,.

1. Definition of Semantic Mapping

According to researcher's point of view, semantic mapping is a graphic that can show some ideas that have a relationship. It is important to show some ideas that have a relation with the topic for make the students easy to writing descriptive text.

2. Definition of descriptive text

In this research, the researcher defines descriptive text is a text that have purpose for giving information about people or thing.

CHAPTER II

REVIEW OF RELATED LITERATURE

This chapter presents the literature review which deals with the operational definition of terms, previous related research findings, pertinent ideas, conceptual framework and hypothesis.

A. Preview of Related Research Findings

In this research, there are some reviews of related research findings from previous researchers, they are:

The first previous study has been conducted by Nurmailis Muis, Zainil, Desmawati Radjab, (2013) from state University of Padang, their research entitled “*Improving Students’ Reading Comprehension of Descriptive Text by Using Pictures and Semantic Mapping*”. The subject of this research is grade VII.1 of SMPN 2 X Koto diatas Solok Regency. The object of this research is how the picture and semantic mapping can give effect for the students to understand reading descriptive text. The researcher conclude that the result of analyzing of test after the post test of the experimental and control group showed that there was significant effect of teaching this strategy in experimental group. The students score increase in the reading descriptive text with using picture and semantic mapping strategy, there was significant improvement based on the conversion table, and from the samples of students’ works in the pre-test, two cycles and post-test. It is different with my

research, this research focus in reading skill while my research will focus in writing skill.

The second study has been conducted by Dermawati Sianturi, Luwandi Suhartono, Eusabinus Bunau (2013) conducted a research about “*The Use of Semantic Mapping to Improve Students Vocabulary*”. The subject of this research is eight grade of SMPN 1 Sengah Temila. The object of this research is to improve the students’ vocabulary. And in the end of the research, the researcher found that there is significant improvement of using semantic mapping in improve the students’ vocabulary. The improvement of students’ vocabulary can be seen from the categorization based on the conversion table, there was significant improvement between students’ works in the pre-test and post-test. It is different with my research, this research focus in vocabulary mastery while my research will focus in writing descriptive text.

The third previous finding came from Ahmad Siddiq (2013) in his research entitled “*The Use of Semantic Mapping Technique to Improve Writing Skill in the Descriptive Text*”. The subject of this research is MTS Al-Ma’arif Singosari Malang. The object of this research is describing the improvement of the students writing descriptive text. The researcher conclude that the result of the analyzing of test after the post test of the experimental and control group showed that there was significant effect of teaching this strategy in experimental group. . The score increase in the writing skill test from pre-test to post-test indicated the positive impact of semantic

mapping technique on students' writing achievement. This research take an action while my research is experiment.

The fourth previous study has been conducted by Nani Puspita Sari (2015) conducted a research about: "*Improving Students' Writing Skills in Narrative Text by Using Semantic Mapping*". The subject of this research is the eleventh grade students of SMA Negeri 2 Cepu. The objective of this research is to find out whether semantic mapping is able to improve students writing skills and describe about the effectiveness of semantic mapping to teach writing. And in the end of the research, the researcher found that there is significant effect of using semantic mapping in improving writing skills in narrative text. The differences between my research is about writing skill, she is focus in writing narrative text while my research will focus in writing descriptive text.

The fifth study has been conducted by Musfina Rahma, Muhammad Sukirlan, Sudirman (2015/2016), their research entitled "*Teaching Vocabulary through Semantic Mapping Technique*". The subject of this research is the second year of SMP. The object of this research is the researcher want to know the different of vocabulary mastery after using semantic mapping technique. The result of their study showed that the use of semantic mapping technique improves the students mastery of vocabulary at the second year of SMP. There was significant improvement to the students score of vocabulary mastery after using semantic mapping technique, based on the data analysis the writer make conclusion that the role of teaching vocabulary through semantic mapping showed the significant improvement of the student score.

To be compared to my research, their research about vocabulary mastery through semantic mapping while my research focus on writing skill, that will be focus on writing descriptive text .

B. Some Partinent Ideas

a. Concept of writing

1) Definition of writing

Writing is one of the language skills, as a process of communication, which requires an entirely different set of competencies and uses rhetorical conventions. Byrne (1988) stated that writing is graphic symbol, just as speech more than production. The symbol will be arranged according to certain conventions, to form words, and words arranged to form sentences. Writing is means of developing thinking. Thinking is characterized by ability to record the factors involved, to classify or otherwise to order than.

In teaching writing is expecting as a communicative activity between the teacher and his or her student. In learning English writing is the same as learning other skill (reading, speaking, and listening). The students should practice and doing many drills of exercise, continually and seriously. Studying language students means that he or she learns how to communicate with another by using language.

Brown (2001:334) written products are often the result of thinking, drafting, and revising procedure that requires specialist skills. Lindeman (1983) adds that writing is a process of communication, which uses conventional system to convey the

message to the reader. The aim of writing is conveying to the reader what writer wants to express, only a qualified writing will be clear to understand by the reader.

To reach the aim of writing a good writer should master of:

- a) vocabulary (Hornby (1995) defines vocabulary as "the total number of words in a language; vocabulary is a list of words with their meanings).
- b) Grammar (the rule of system of a language, it also useful to think of it as a resource for expressing meaning)
- c) content (logical development of idea)
- d) organization (the internal structure of the piece, the thread of central meaning, the pattern and sequence, so long as it fits the central idea)
- e) punctuation, spelling and mechanics (correct use of English writing conventions)
- f) style and quality of expression (precise vocabulary usage)

2) Kinds of Genre

There are twelve genres of writing (Gerot and Wignell, 1994).

- a) Spoof : to retell and event with a humorous twist
- b) Recount : to retell event for the purpose of informing.
- c) Reports : to describe the way things are with references to arrange of natural, made and social phenomena in our environment.
- d) Exposition : to argue for or against a social issue.

- e) News items : to inform readers, listeners or viewers about event of the day with are considered news worthy or important.
- f) Anecdote : to share with others and account of an unusual or amusing incident.
- g) Narrative : to tell a story that something goes wrong.
- h) Procedure : to tell someone do something and how to do it.
Besides that, procedure is also to describe how something is accomplishing through a sequence of action or steps.
- i) Description : to describe a particular person, place or thing.
- j) Explanation : to explain process involved in the formation or workings of natural or social cultural phenomena.
- k) Discussion : to present points of view about an issue at lead from two sides.
- l) Review : to critique an art work or event for a public audience.

There are 12 genre of writing but the researcher will focus on writing descriptive text. Descriptive text is part of factual genres. Its social function is to describe a particular person, place, or thing. Besides description gives sense impression: the feel, sound, taste, smell, and look of things. Emotion also described too, feelings such us happiness, fear, loneliness, gloom, and joy. Description help the readers, through his or her imagination, to visualize a scene or a person, or to understand a sensation or an emotion. Description is almost the same as report text. However they are

different. The difference between description and report are: descriptive text talks about one specific person, place or thing, for example “my house”, and report text classified and describe a whole class of thing, for example; “houses” (in general). In short descriptive text describes a particular thing, and report text deal with general classification and description of a thing.

Types of Descriptive Paragraph Jooly (1984:47) states Paragraph descriptive consist of five components namely describing process, event, object, person and place. They are:

1. Describing a person

In describing a person, the first that should be done is recognizing the individual characteristics. To describe experience by appearances or psychical point of view we can use the following words and phrases. They are:

- a. Height : quite tall, rather short, average height
- b. Build : quite slim, thin average build, well build, rather heavy and fat
- c. Face : small eyes, large eyes, round eyes, narrow eyes, brown eyes, blue eyes, black eyes
- d. Lips : thick lips, thin lips, red lips, and sensual lips
- e. Mouth : small, round, thin and large
- f. Nose : flat nose, pointed nose, small button nose, and pug nose

- g. Skin : dark complexion, fair complexion, black, white and a scar
- h. Age : 17 years old, 18 years old
- i. Hair : thick hair, curly hair, wavy hair, straight hair
- j. Race : oriental, American, black, European

2. Describing a place

The best way to describe a place is by presenting concrete. Something like a school, a field or a garden. Further, it is essential to describe the size and agreement of space involved.

3. Describing thing (object)

The best way to describe an accurate object is by providing the physical characteristic of an object, such as the colors, shapes, and so on. Therefore, the writer will describe easily the entire picture and event.

b. Concept of semantic mapping

1). Definition of semantic mapping

According to Harmer (2007: 236), as he said semantic mapping or word maps are “word maps are an extremely engaging way of building up vocabulary knowledge as well as provoking students into retrieving and using what they know.

Semantic mapping is a diagram used to represent words, ideas, tasks, or other items linked to and arranged around a central key words or idea. Semantic mapping is used to generate, visualize, structure, and classify ideas, and as an aid to studying

and organizing information, solving problems, making decisions, and writing (Buzan, 2010).

Antonacci (1991:174) said that “*Semantic Mapping is a visual representation of knowledge, a picture of conceptual relationship.*” next Sinatra, *et.al.* (1984:22) “*Semantic Mapping is a graphic arrangement showing the major ideas and relationship in text or among word meanings.*” Johnson, *et.al.* (1986:779) definition of semantic mapping “*Semantic Mapping is a categorical structuring of information in graphic from.*”

Barcroft (2004, p.200) defines semantic mapping as “the increased evaluation of an item with regard to its meaning”. A semantic map can be used as a tool for discovering the conceptual relationships between vocabulary items. Semantic elaboration seems to enhance word learning and retention, through a learning phase called ‘integration’ (Shostak, 2003). Integration is based on the view that in order for learning to occur, new information should be incorporated into what the learner previously knows (Christen and Murphy, 1991, cited in Shostak, 2003). That is, instruction should guide learners to use words and ideas available to them in their word and concept repertoire to help them associate meaning with words they do not know. It is believed that this will lead to deeper learning, and thus, longer retention of the learned words. Semantic mapping is a method to visualize the structure of knowledge.

2). The advantages of semantic mapping technique

- a) The semantic mapping activity provides a fun and useful way of introducing a new texts or new vocabulary.
 - b) Semantic mapping give students an opportunity to speak up freely.
 - c) Semantic mapping make the student can show their ideas
 - d) Semantic mapping make the student can organize the word and make coherence when they make paragraph.
 - e) In the semantic mapping the student can understand well about grammatical.
- 3). Disadvantages of Semantic Mapping Technique
- a) It spends much time to make the students understood.
 - b) Make the students boring.

C. Theoretical Framework

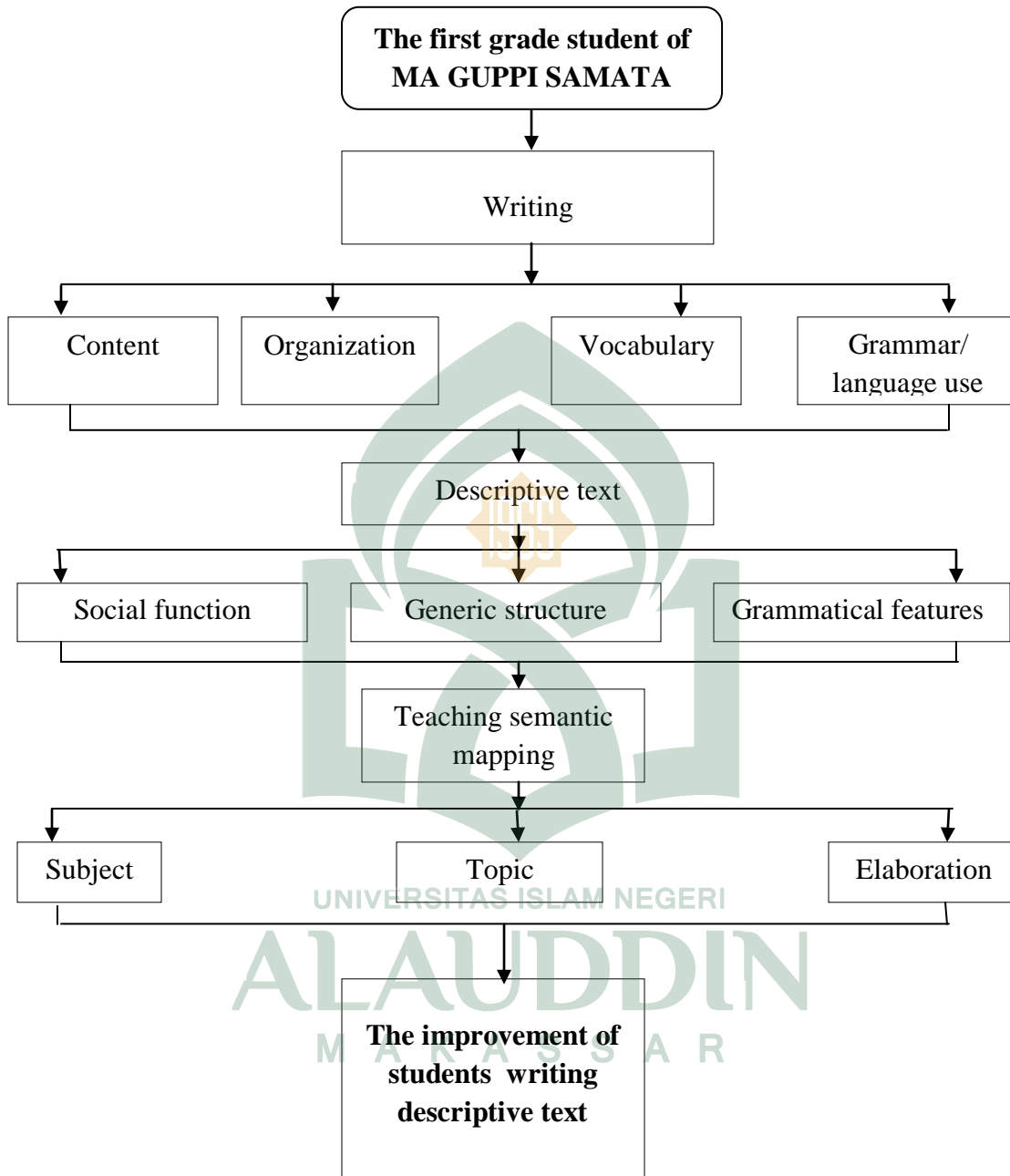
Writing is one of the language skills, as a process of communication, which requires an entirely different set of competencies and uses rhetorical conventions. Byrne (1988) writing is graphic symbol, just as speech more than production. The symbol will be arranged according to certain conventions, to form words, and words arranged to form sentences. Writing is means of developing thinking. Thinking is characterized by ability to record the factors involved, to classify or otherwise to order than.

Brown (2001:334) states that written products are often the result of thinking, drafting, and revising procedure that requires specialist skills. Lindeman (1983) adds

that writing is a process of communication, which uses conventional system to convey the message to the reader. The aim of writing is conveying to the reader what writer wants to express, only a qualified writing will be clear to understand by the reader. To reach the aim of writing, a good writer should master vocabulary, spelling, grammar, punctuation, content and topic.

Semantic Mapping Technique is an arrangement of concepts about a topic and also informs the teacher what students know about a topic, gives the students anchor points to which they can attach new information and concepts they will encounter. So, by applying the semantic mapping in teaching writing, the teacher knows how far the students know about the topic and the teacher can help the students to develop their writing based on the weakness that the students have.

Mayer, R. (2003) defined the semantic mapping technique as being used to motivate and involve students in the thinking, reading, and writing aspects. It enhances vocabulary development by helping student link new information with previous experience. Fisher(1995) states that semantic mapping allows the learner to create an understanding of the world by making connections, by creating links, by exploring and testing links (a basic process of all creative thinking). It has been used to help students and teachers to build a organized knowledge base in a given discipline (Pankratius, 1990) or a given topic (Kopec, Wood & Brody, 1990).



D. Hypothesis

The hypothesis of this research is formulated as follows:

H0 : Semantic Mapping is not able to improve students in writing descriptive text at MA GUPPI Samata.

H1 : Semantic Mapping is able to improve students' in writing descriptive text at MA GUPPI Samata.



CHAPTER III

RESEARCH METHOD

This chapter dealt with research design, research variable, population and sample, research instrument, data collecting procedures, and technique of data analysis.

A. Research Design

In this research, the researcher applied Quasi Experimental Research. This kind of research is commonly conducted by the instructors or teachers who want to know is the strategy effective or not by conducting some treatments. In this research, researcher took two classes. Those were control class and experiment class. One group was given a pre-test before the experimental treatment. And then, after the treatment was finished, the post test was given to see the achievement of the given treatment. The effectiveness of this research is comparing the score of pre-test and post-test. If the score of post-test is higher than pre-test, it means that this treatment is effective.

Experimental Group	: O_1	X	O_2
Control Group	: O_3		O_4

Where:

X : Treatment in experimental class

O_1 : Pre – test in experimental class

O_2 : Post – test in experimental class

O_3 : Pre-test in control class

O₄ : Post-test in controll class

B. Research Variable

This research consisted of two variables, dependent and independent variable.

a. Independent Variable

The Independent variable (X) in this research is Semantic Mapping.

b. Dependent Variable

The dependent variable (Y) in this research is writing descriptive text.

C. Population and Sample

1. Population

Sugiyono (2011:117) stated that the population is generalization that consist of object or subject who has quality and characteristic that is decided by researchers to be learned and then make a conclusion. Therefore, the population of this research was the first grade students of MA GUPPI SAMATA who enrolled in academic years 2017/2018. They were divided into 3 classes from XA IPS (26 students) to XB IPS (23 Students) from XC (23 Students) The total numbers of population were 72 students.

2. Sampel

Sample is a part of representative of the population, which is researched (Arikunto, 2006:131). The researcher used two classes to make easy the research process. The technique sampling used in this research was random sampling. The

sample of this research was class XA IPS consist of 15 students as the controled class and Class XB IPS consists of 15 students as experimental class.

D. Research Instrument

The researcher used two kinds of research instrument

1. Questionnaire

Questionnaire were given to the students to find out information about the factors. According to Kunandar, there are two types of questionnaire:

a. Unstructured Questionnaire

Unstructure Questionnaire is a number of question that can be answered freely, It means that it can be an opinion, perception, idea, etc.

b. Structured Questionnaire

Structure Questionnaire is a number of question that have alternative answers. Structured questionnaire consists of two types :

a. Opened-ended Questionnaire

Opened-ended question give respondent opportunity to answer that question by their own words.

b. Close-ended Question

Closes-ended question researcher has answer of that question, respondent just need to choose the answer.

The researcer used structured questionnaire closes-ended question types to collect information.

2. Written test

This is in accordance with Kerlinger's opinion that for most part the instrument used to measure the achievement in education is a test.

Furthermore Harris (1969:71) states: " there are two kinds of test instrument used measure the four language skill of the students' namely the objective test and the essay test.

Heaton (1971:1) said that a test may be constructed primarily as a device to reinforce learning and to motivate the students, or primarily as a means of assessing the students' performance in the language.

Written test was used to know how far the students' competence in writing before and after applying semantic mapping technique . The forms of the test were essay test in this test the teacher gave some grade based on some aspects. Those aspects were grammar, content, organization or form and vocabulary.

E. Procedure of collecting Data

1. Pre-test

The Pre-test conducted at the first meeting. This pre-test applied to measure the students' in writing descriptive before treatment.

2. Treatment

Treatment is a way to improve students' in writing descriptive text through semantic mapping. After pre-test, the students were taught by using semantic

mapping as a media. It took place eight meetings. Each meeting spent 90 minutes.

There were some steps conducted in treatment process, they were:

- a) The researcher introduced and explained about Semantic Mapping technique.
 - b) The researcher gave the topic to the students.
 - c) The researcher gave students time think about the topic
 - d) The students have to give one word that have relation with the topic
 - e) The researcher asked to the student to make paragraph including some words that they were said.
 - f) They had to present their writte in front of their class.
 - g) The researcher corrected the students' mistakes in writing.
3. Post-test

The Post-test was conducted at the last meeting. This post-test was applied to measure students' ability in writing descriptive text after treatment.

F. Data Technique Analysis

Data technique analysis was finished by two steps. The first is descriptive statistic analysis, and the second is inferetial statistic analysis.

1. Descriptive Statistical Analysis Techniques

Descriptive statistical analysis techniques were used to answer the first problem research, which aimed to know the effectiveness in writing descriptive task by using semantic mapping at The first Grade of MA Guppi Samata. Descriptive statistical analysis technique is an analysis technique to describe the state of the

sample in the form of percentages (%), number of samples (n), average, standard deviation (S), maximum value (max), and minimum value (min). Then distributed in a categorization then presented in the form of tables and graphs.

a. Calculate Percentage (%)

$$P = f / N \times 100\%$$

Information:

p = percentage number

f = frequency that the frequency is looking for

N = number of sample respondents



b. Classifying the students' scores using the following scale:

Aspect	Score	Performance Description	Weighting
Content (C) 30% -Topic -Details	4	The topic is complete and clear and the details are relating to the topic	3x
	3	The topic is completed and clear but the details are almost relating to the topic	
	2	The topic is completed and clear but the details are not relating to the topic	
	1	The topic is not clear but the details are not relating to the topic	
Organization (O) 20% -Identification -Description	4	Identification is complete and description are arranged with proper connectives	2x
	3	Identification is almost complete and description are arranged with almost proper connectives	
	2	Identification is not complete and description are arranged with few misuse proper connectives	
	1	Identification is not complete and description are arranged with proper connectives	
Grammar (G) 20% - use present tense -agreement	4	Very few grammatical or agreement inaccuracies	20x
	3	few grammatical or agreement inaccuracies but not affect on meaning	
	2	Numerous grammatical or agreement inaccuracies	
	1	Frequent grammatical or agreement inaccuracies	
Vocabulary (V) 15%	4	Effective choice of words and word forms	1,5x
	3	Few misuse of vocabularies, word forms, but not change the meaning	
	2	Limited range confusing words and word form	
	1	Very poor knowledge of word, word forms, and not understandable	
Mechanics (M) 15% -spelling	4	It uses correct spelling, punctuation, and capitalization	1,5x
	3	It has occasional errors of spelling, punctuation, and capitalization	
	2	It has frequent errors of spelling, punctuation, and capitalization	
-punctuation -capitalization	1	It dominated by errors of spelling, punctuation, and capitalization	

Adopted from Brown (2007)

$$score = \frac{3c + 2O + 2G + 1,5V + 1,5M}{3} \times 100$$

- c. Calculate the average value, standard deviation, variace, maximum and minimum values using the SPSS version 20 application

2. Statistik Inferensial

Inferential statistical analysis is used to test the research hypothesis by using independent test simple t-test. But beforehand the normality test and homogeneity test are used as prerequisite tests.

a. Prerequisite Test

Analysis prerequisite tests were carried out to test the data that had been obtained to carry out the hypothesis testing. Analysis prerequisite test consists of normality test and homogeneity test. For more details, it was explained clearly as follows:

1.) Normality test

Normality test is a test performed on the data to find out whether the data is normally distributed or not. The normality test used in this study was the Kolmogorov-Smirnov test at the level of $\alpha = 0.05$, as follows:

$$D_{hitung} = \text{maksimun } |F_o(X) - S_N(X)|$$

With:

D: Calculate D value

D : Calculate D value

$F_o(X)$: Cumulative theoretical frequency distribution

$S_N(X)$: Cumulative frequency distribution of observations

Testing criteria:

The data is stated to be normally distributed if $D_{hitung} < D_{tabel}$ at the significant level $\alpha = 0.05$. Besides testing normality is also processed with the help of *IBM SPSS version 20 for Windows application program with Kolmogorov-Smirnov* analysis at a significance level of $\alpha = 0.05$, with the following test criteria:

Sig value. ≥ 0.05 ; H_0 is accepted, so it can be concluded that the sample comes from a population that is normally distributed.

Sig value. < 0.05 ; H_0 is rejected, so it can be concluded that the sample comes from a population that is not normally distributed.

2.) Homogeneity Testing

To find out the variance of both homogeneous or not samples, it is necessary to test the variance homogeneity first with the F_{max} -test

$$F_{max} = \frac{s_{max}^2}{s_{min}^2}$$

With :

F_{max} : F count value

s_{max}^2 : Biggest variance

s_{min}^2 : smallest variance

The testing criteria is if $F_{hitung} < F_{tabel}$ on the real level with F_{tabel} can get the F distribution with the degree of freedom of each corresponding to the numerator and the denominator at the level $\alpha = 0.05$.

Homogeneity testing was also calculated using the *IBM SPSS version 20 for Windows* program at a significant level of $\alpha = 0.05$.

a. Hypothesis testing

1.) To look for differences

Hypothesis testing is used to determine the temporary allegations formulated in the research hypothesis using a two-party test with a level of $\alpha = 0.05$.

Hypothesis testing of students' mathematical communication ability test data was analyzed using t-test on independent sample t-test. The hypothesis is as follows:

a.) Formulated a hypothesis statistically

$$H_0 : \mu_1 = \mu_2 \text{ lawan } H_1 : \mu_1 \neq \mu_2$$

H_0 = Semantic Mapping can not using to teach vocabulary at the first grade of MA Guppi Samata.

H_1 = Semantic Mapping can using to teach vocabulary at the first grade of MA Guppi Samata.

μ_1 = Average results of the analysis of the teaching writing descriptive task by using semantic mapping at first grade of MA Guppi Samata.

μ_2 = average results of analysis of writing descriptive task not taught using semantic mapping at the First Grade of MA Guppi Samata

b.) Determine the value of the degree of freedom (dk)

$$dk = N_1 + N_2 - 2$$

with $\alpha = 0,05$

c.) Determine the value of t-table at $\alpha = 0,05$

$$t_{\text{tabel}} = t_{(\alpha, dk)}$$

d.) Determining the value of t 'The formula determines the value of the statistical test, namely

$$t = \frac{\bar{x}_1 - \bar{x}_2}{\sqrt{\frac{(n_1 - 1)S_1^2 + (n_2 - 1)S_2^2}{n_1 + n_2 - 2} \left(\frac{1}{n_1} + \frac{1}{n_2}\right)}}$$

With :

\bar{x}_1 = The average value of the experimental class

\bar{x}_2 = Average value of the control class

S_1^2 = Experiment class variance

S_2^2 = Control class variance

n_1 = Number of sample members of the experimental class

n_2 = Number of control class sample members

e.) Withdrawal of Conclusions

Testing criteria, if $t_{\text{hitung}} > t_{\text{tabel}}$ and sig value < 0.05 , H_0 is rejected and H_1 is accepted. Hypothesis testing was also calculated using the *IBM SPSS version 20 for Windows* program at a significant level of $\alpha = 0.05$.

CHAPTER IV

FINDINGS AND DISCUSSIONS

This chapter dealt with the findings of the research and the discussions of the findings. The findings were in line with the problem statements stated in the introduction part. The findings of the research present the description of the result of data collected through semantic mapping. In the discussions section, the researcher described further explanation of the findings given.

Moreover, in this chapter, the researcher analyzed the data obtained from the students pre-test and post-test. The data consisted of the result of the pre-test and post-test. The pre-test was intended to know the ability of the students' skill in writing descriptive task before giving treatments, while the post-test was intended to find out whether there was any improvement or not of the students' skill in writing descriptive task after having several treatments through *semantic mapping*.

A. Findings and Discussion

1. Using Semantic Mapping Technique in Improving Students' Skill to Write Descriptive Text at MA GUPPI Samata.

This research addressed to improve student's writing skill in descriptive Task at Second Grade of senior High School Guppi Samata. 'Using' in this research means to teach. According to Smith (2016) in Kaharuddin, *Discourse Analysis for English Language Teaching*. (2018) stated that teaching as the process of attending to people's need, experience and feeling, and making specific intervention to help them learn particular things. Attending to the people's need experience, and feeling refer to

pre teaching where teachers are required to determine their teaching material. Making specific interventions refers to the teachers' teaching method which consists of teachers' way in giving lesson, encouraging students' participation in the classroom, using teaching instruments to support effective teaching. Learning particular things refers to the process of measuring if the learning outcome achieve the course objective evaluation. English language teaching can be interpreted as the process of imparting skills and knowledge of English to a group of students whose first language is not English through the implementation of three main stages i.e. pre-teaching (planning), while teaching (giving instruction) as well as, post-teaching (measure learning outcomes) (Kaharuddin, *Discourse Analysis for English Language Teaching*. (2018).

a. Pre-Teaching (Planning)

(1.) lesson Plan of the research

In teaching English teachers are not only required to be good at selecting the most appropriate teaching method but also required to be effective and good planning by make Lesson Plan and designing material, in preparing lesson plan is an important tool that can focus both the teacher and the students on the purpose of learning lessons for the sake of attaining the goals of their interactions in the classroom. Therefore Woodward (2009) in Kaharuddin, *the Communicative Grammar Translation Method* (2005 : 71) claims that planning a lesson includes the following: considering the students, think of the content, materials and activities that

could go in a lesson to ensure that the teacher will teach well and the students learn a lot from the lesson.

In this case, lesson is recognized as a unified set of activities that focus on one teaching objective at a time. A teaching objective states that the learners will be able to do at the end of the lesson. The example of lesson plan :

LESSON PLAN

- 1. Lesson objective :**
 - a. To Make the students understand how to write descriptive text (person)correctly and follow the generic structure and the language features.
 - b. To make the students able to write descriptive text (person).
- 2. Materials or Equipments :**
 - a. Subject
 - b. Topic
 - c. Elaboration
 - d. Word list containing key word in the subject.
 - e. Word maps
- 3. Activities of the lesson**
 - a. Introduction (10 minutes)**

Greeting to the students and check attendenlist and then Introduce the material to be learnt that session. For example by saying: today we are going to talk about how to describe people.
 - b. Presentation (30 minutes)**
 1. The teacher explain the definition of descriptive text in general
 2. The teacher explain about the purpose of descriptive text in general
 3. The teacher present the generic structure and the language features of descriptive text in general
 4. The teacher explain how to describe a person
 5. The teacher explain how to make simple sentence, using To Be and comparison.
 - c. Practice (30 minutes)**
 6. The teacher point one of the students to stand in front of the class
 7. The teacher draw word map on white board and ask to the students for giving their idea about their friend
 8. The teacher ask for the students to identify subject to be described by get one word from every students in the class.
 9. The teacher ask for students for giving one word about the quality of their friend
 10. The teacher ask for the students to give one word about parts of their friend
 11. The teacher ask to the student for giving one word about the characteristic their friend
 12. The teacher write descriptive text in paragraph by using word map that we drew

before.

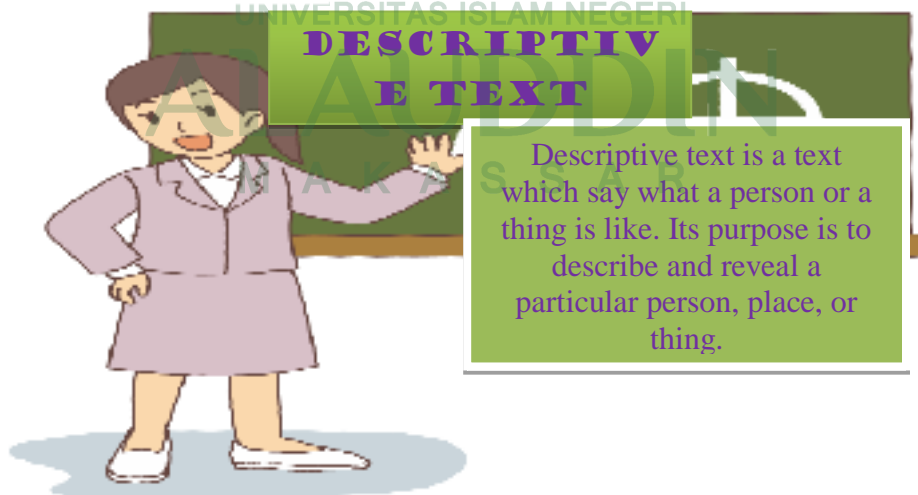
d. Evaluation (20 minutes)

1. The teacher give the students a piece of paper.
2. The teacher ask for the students to make word map/semantic mapping
3. The teacher ask for the students to make descriptive text about his/her friend who sit beside him.

(2.)The Materials of Research

The example above is a lesson plan that researcher use in the research , the teacher not only make lesson plan but also she is designing material to teach in the class. The materials are employed to ensure that activities can be carried out as effective as possible to attain the planned objective in each lesson Look at the example below:

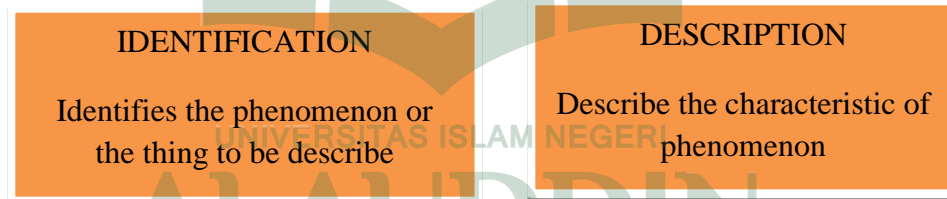
- a. Introduction
In this time we will learn about how to write descriptive text and the purposes of descriptive text, there are three they are:
 1. Describing person
 2. Describing place
 3. Describing thing
- b. Presentation
 1. Definition of descriptive text



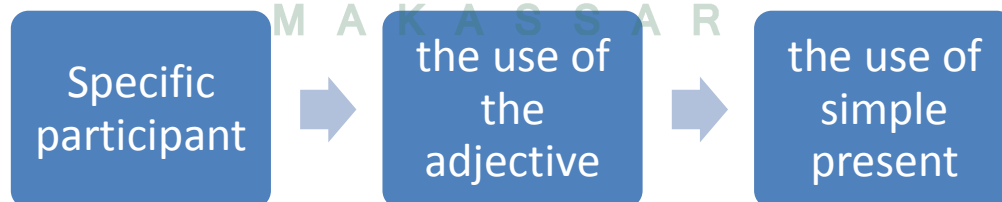
2. There are three purposes of descriptive text



3. Generic structure and the language features of descriptive text
GENERIC STRUCTURE



LANGUAGE FEATURES



- a. Specific participant (has a certain object) for example my house, Borobudur, my friend
- b. The use of the adjective to clarify the noun
- c. The use of simple present tense (the sentence pattern used simple present because it tells the fact of the object described)
4. Describing person by mention parts of his body
- 5.

1. Face shape
2. Skin
3. Eyes
4. Mouth & lips
5. Hair
6. Body
7. Clothing

6. Simple presents is a form of a verb most commonly used in the English Language, which is used to reveal the factual events and habitual.

The form is

(+) S+VI + (S/ES)

(-) S+DO/DOES+NOT+VI

(?) DO/DOES+S+VI?

Ex: Mother Cooks rice

Mother does not cook rice

Does mother cook rice?

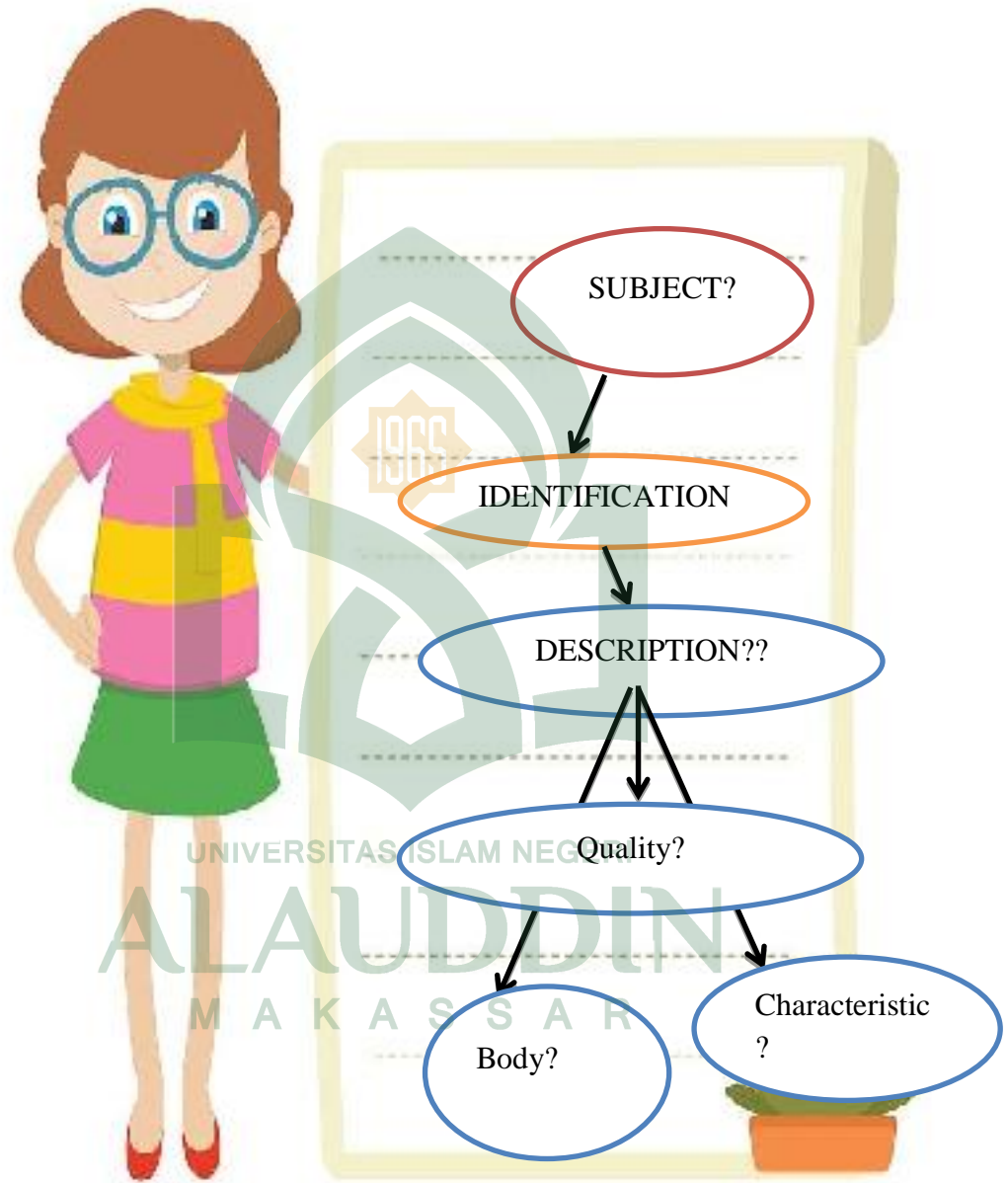
Degree of comparison is the grammar made from adjective and adverb to compare something.

Ex: the girl is more beautiful than me

- c. Practice
7. The student standing in front of the class



8. Semantic Mapping



9. Give them some question about their friends to identify the subject.

Teacher : who is he ?

Student : he is Ernesto

Teacher : what is the relationship between you and him?

Student : he is my classmate

Teacher :how about his family?

Student : he has educated family

Teacher :what is his father job?

Student : his father hob is principle

Teacher :what is her mother job?

Student : his mother job is teacher

10. give them some question to identify the quality of the subject

Teacher : what is his hobby?

Student : his hobby is playing guitar and take some sport

Teacher : Do you like his style?

Student : yes of course, he has good manner.

Teacher : how about his body :

Student: Ernesto has a well-built body

Teacher : what is his activity every day?

Student : He takes part in all sports, scout, trekking and mountaineering activities.

12. Give them some question to identify characteristic of the subject

Teacher : how about his parents ? are they love him?

Student: his parents very proud of him

Teacher : Give me one word about him.

Student : work harder, top,,,,,,

13. Descriptive text

MY FRIEND

Identification

My best friend is Ernesto and he is my classmate. We go to school together. Ernesto comes from an educated family. His father is a school principal and his mother is also a teacher

Description

He is punctual, well-educated, and has good manners. He is really hard working. He always does his homework. He is also well-dressed and well-behaved. All teachers have a high opinion of him.

Ernesto has a well-built body. He is gentle but fearless. He takes part in all sports, scout, trekking and mountaineering activities. He has a good heart. He is truthful, honest and obedient.

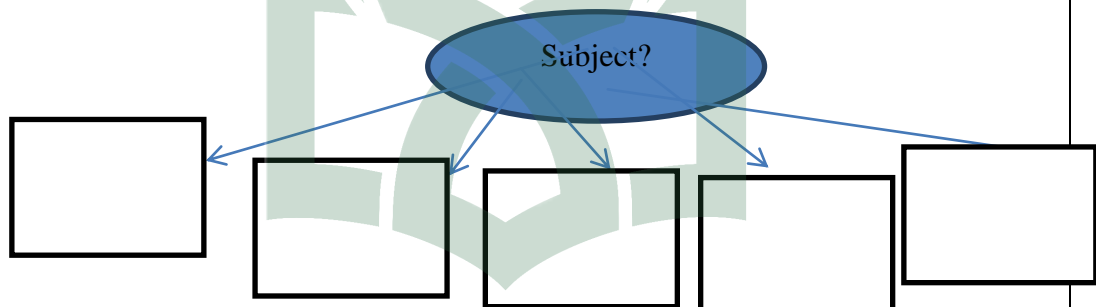
He also plays the guitar, and he makes his parents very proud of him. He secures good marks and is usually top of his class in examinations. He inspires me to work harder. He keeps me away from bad company. I am happy to have such a friend.

d. Evaluation

1. The teacher give a piece of paper



2. Everyone make semantic mapping



3. Describe your friend beside you, please ask him some question about himself to fill semantic mapping

Example

- a. What is your name
 - b. Where do you come from?
 - c. What is your hobby?
 - d. What is your motherjob?
 - e. What is your father job?
- Etc ,,,,,,,
4. Everyone make descriptive text base on their semantic mapping

To procedure can be illustrated as follow:

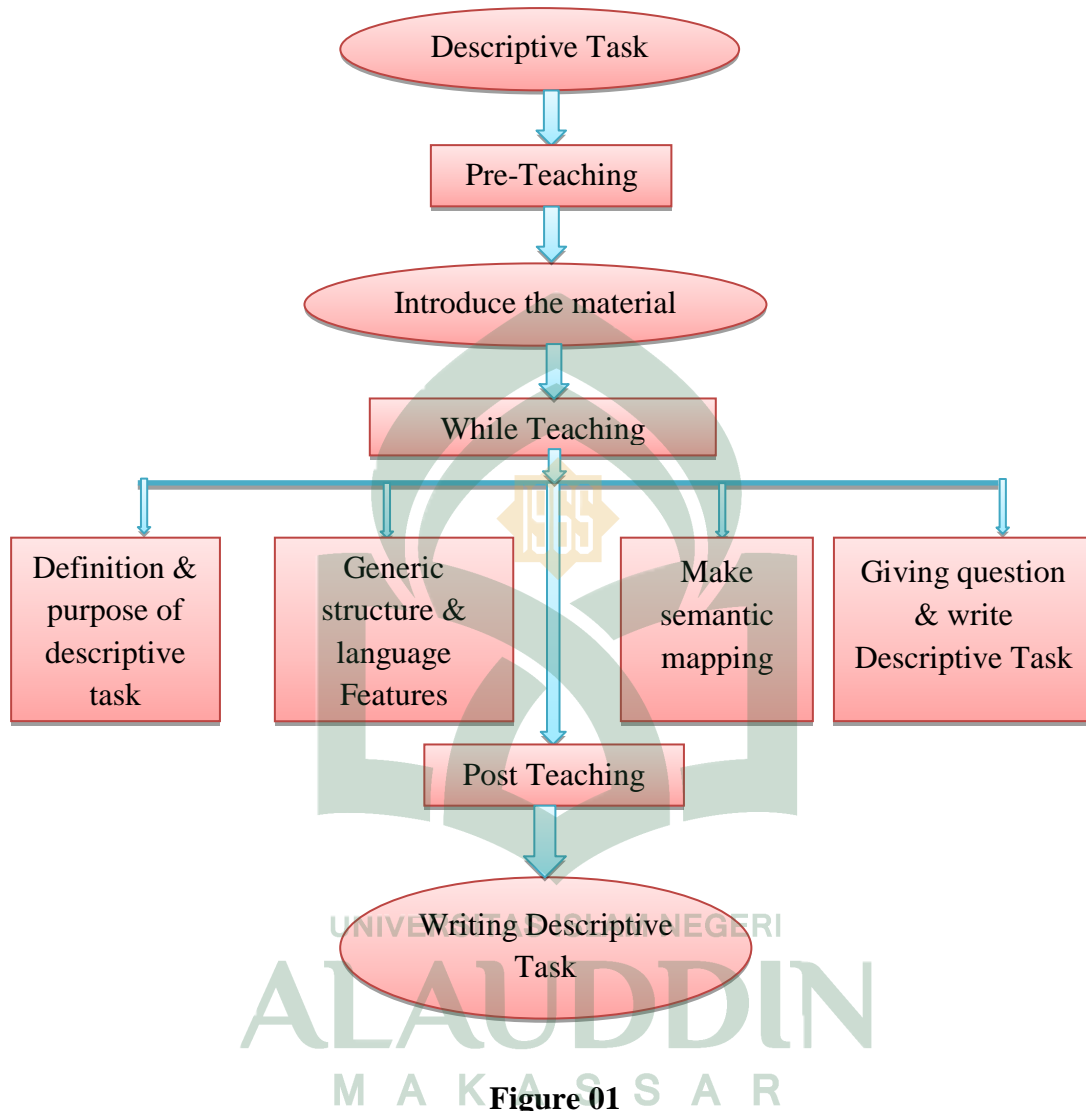


Figure 01

A framework of Semantic Mapping Based on English Language Teaching Material

As we see figure 01, the point in the lesson is descriptive task specially in describing person, in order to teach the topic it must contain four main pedagogical procedures i.e.

- **Pre-Teaching**

In this procedure the teacher give the students greeting to make the students start to focus on the lesson that the teacher will explain. And for minimize the time the teacher start to introduce the topic today to the students.

- **While Teaching**

In this procedure, the teacher explain the definition of descriptive task, and the teacher prepare the students with specific knowledge of language namely ; simple present tense, To be, Comparison which compose writing ability, after that, a set of activities to make the students able to internalize and to practice the knowledge and generic structure must be given such us explaining and illustrating the meaning of simple present tense and how to use to be when we make simple tense, and explain to them how to make comparison sentences, and give opportunities to practice write descriptive tack specially how to describing person , for write descriptive task the students have to know how to classify the generic structure in descriptive task there are two : identification and description, to make the students able to know what is identification is describe the general aspect from the subject and to make the students able to know what is description is describe the specific aspect of the subject.

This type of procedure basically makes the students able to writing descriptive task about person, there for the teacher give them opportunity to

practice with their friend make one example of descriptive task by point one students move in front of the class and then the teacher give stimulus to them by asking about the general aspect of the subject who will be describe, and the teacher asking about the specific aspect from the subject while the teacher ask them, she fill the semantic mapping on the blackboard by the students answer. The last the students make descriptive task with using the main point of the subject by look the semantic mapping.

- Post-Teaching

This procedure is aimed at reviewing the students' achievement in writing skill by giving them individual test, through individual test the students will look for their partner then the teacher will give them a piece of paper for them to make semantic mapping, after that the students will do the descriptive task by asking their partner about the general aspect, ex: what is your name? where do you live and so on.

- b. While Teaching

- (1). Pre- Test

The second step is while teaching or implementation, the research have to do pre-test to be able to know the students skill in writing descriptive task before start to learning process.

The research conduct pre-test in MA Guppi Samata and take two classes SAMATA who enrolled in academic years 2017/2018. These students are divided into 3 classes

from XA IPS (26 students) to XB IPS (23 Students) from XC (23 Students) The total numbers of population are 72 students. The researcher used two classes to make it easy to conduct the research The sample of this research is class XA IPS consist of 15 students as the controled class and Class XB IPS consists of 15 students as experimental class. After Pre-Test the research start to teach .

- The result of pre-test (experiment Class)

The pre-test description for this research can be stated by stating: the researcher gave pre-test in experiment class that consist of 15 items before doing treatment (teaching) . on Mei 11, 2018 in the morning from 07.30 to 09.00 in class XB of Senior High School Guppi Samata. The result can be shown in the following table:

Tabel 4.1

The Classification of the Students' Pre-test in Experimental Class

No	Name	Writing Skill	
		Pre-test	Categorical
1.	001	34,3	Poor
2.	002	32	Poor
3.	003	26,3	Poor
4.	004	26,7	Poor
5.	005	28	Poor
6.	006	39,7	Poor
7.	007	33,7	Poor
8.	008	59,7	Poor
9.	009	26,3	Poor
10.	010	43,7	Poor
11.	011	54,7	Poor
12.	012	26,3	Poor
13.	013	44	Poor
14.	014	34,7	Poor
15.	015	36	Poor

Source : Primary Data Processing

Descriptive analysis results using SPSS version 20 software for experimental class students' writing descriptive task mastery can be seen in table 4.2 as follows:

Tabel 4.2
Analysis data Pre-Test (Experiment Class)

Statistic Descriptive	Pretest
Total Sampel	15
Mean	36,407
Std. Deviation	10,3665
Minimum	26,3
Maximum	59,7

Based on the results of the pretest, score of students' in writing descriptive task is 36, 407. To determine the category of writing skill in descriptive task of the experimental class (XB IPS. So that the score category for writing skill in descriptive task of the experimental class can be seen as follows:

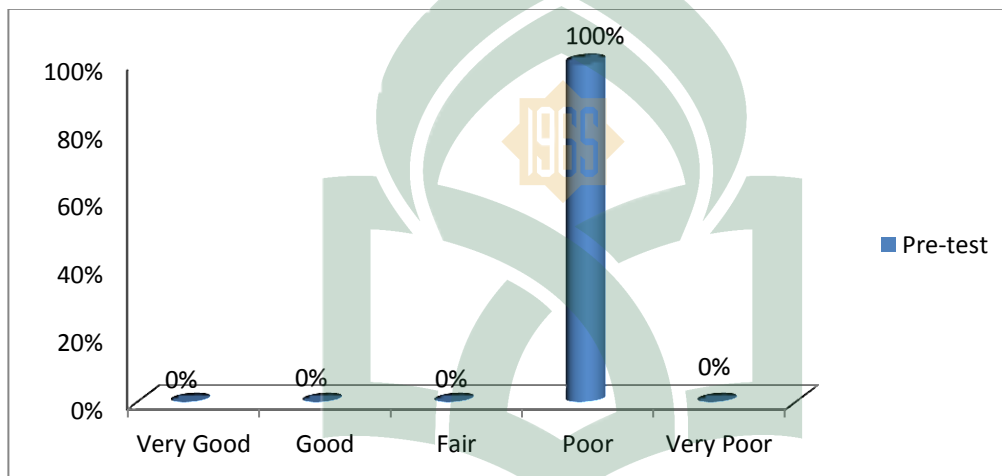
Tabel 4.3
Distribution of Categorization pre-test (Class Experiments)

No.	Classification	Score	Frequency	Percentage
1	Very good	80-100	0	0%
2	Good	60-79	0	0%
3	Fair	40-59	0	0%
4	Poor	20-39	15	100%
5	Very poor	0-19	0	0%
6	TOTAL		15	100

Source : Primary Data Processing

Based on the table above that before being given a treatment (pretest) students' writing descriptive task mastery is that there are 15 person in the poor category with a percentage of 100% . While for the category of very good, good, fair, and very poor there are no students.

Gambar 4.1. Graphic Writing descriptive task Skill Pre-Test (Experiment Class)



Tabel 4.4. Data Normality test pre-test Experiment Class

Experiment Class	Pre Test	Value Sig.
		0,193

In the results of the normality test of the pretest data, it is known the value of Sig. amounting to 0.193 using a significance level of 0.05. Means the value of Sig. greater than α ($0.193 > 0.05$) so it can be concluded that the experimental class pretest data is normally distributed.

- The result of pre-test (Control Class)

Tabel 4.5

Classification of students skill in descriptive task pre-test (control class)

No.	Name	Writing Mastery	
		Pre-test	Category
1	001	8,3	Very poor
2	002	33,3	Poor
3	003	45,3	Fair
4	004	19,3	Very poor
5	005	58,7	Fair
6	006	33,3	Poor
7	007	28	Poor
8	008	39,7	Poor
9	009	65	Good
10	010	8,3	Very poor
11	011	19,3	Very poor
12	012	19,3	Very poor
13	013	40	Fair
14	014	44	Fair
15	015	19,3	Very poor

Source : Primary Data Processing

Tabel 4.6

Analysis data Pre-Test XA IPS (control class) at MA Guppi Samata

Statistik Deskriptif	Pretest
Total Sample	15
Mean	32,047
Std. Deviation	16,9300
Minimum	8,3
Maximum	65

Based on the results of the pretest in control class, score of students' in writing descriptive task is 32, 047. To determine the category of writing skill in descriptive task of the control class (XB IPS. So that the score category for writing skill in descriptive task of the Control class can be seen as follows:

Tabel 4.7

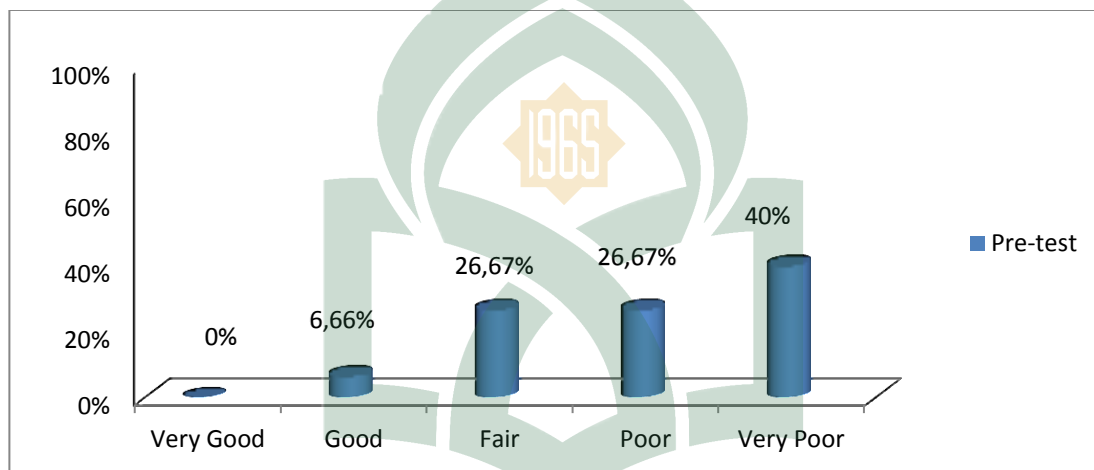
Categorization Distribution pre-test of writing descriptive task Mastery in Control Class

No.	Classification	Score	Frequency	Percentage
1	Very good	80-100	0	0%
2	Good	60-79	1	6,66%
3	Fair	40-59	4	26,67%
4	Poor	20-39	4	26,67%
5	Very poor	0-19	6	40%
6	TOTAL		15	100

Source : Primary Data Processing

Based on the table above, before give a treatment (pretest) toward students' writing descriptive task mastery is that there are 6 people in the very poor category with a percentage of 40%, and 4 people in the poor category with a percentage of 26,67% and 4 people in the fair category with a percentage 26,67% and 1 person in good category with percentage.

Gambar 4.2. Grafic Writing Skill pre-test Control Class



Tabel 4.8 Data Normality test pre-test Control Class

		Nilai Sig.
Control Class	Pre Test	0,200

In the results of the normality test of the pretest data, it was known that the significance value is 0.200 by using a significance level of 0.05. Means sign value. greater than α ($0.200 > 0.05$) so it can be concluded that the dick class pretest data is normally distributed.

(2.) While Teaching

According to brown (1997:7), teaching is showing or helping someone to learn how to do something, giving instruction, guiding in the study of setting, providing with knowledge, causing to know or understand , so after gave pre-test the researcher start to teach the experimental class and control class, the experimental class is XB consist of 15 students and control class is XA consist of 15 students. The researcher taught three meetings in experiment and three meeting in control class. The first meeting the teacher gave them material about describing person, the second meeting is taught them to describing thing and the last meeting is how to describing place.

(3). Post- Teaching (Evaluation)

After the researcher gave 3 times for treatment to the students in teaching descriptive by using semantic mapping strategy, the researcher gave the students post-test which was intended to know how far the student progress in their writing, the researcher gave essay writing to know their skill: In addition the score analysis used SPSS (Statistical Package for the Social Sciences) software version 21.0. The findings were described as follows.

- The Result of Post-Test in Experiment Class

Table 4.9**The Classification of the students Post-Test in experimental class**

No	Name	Writing Skill	
		Post-test	Categorical
1.	001	39,3	Poor
2.	002	49,3	Fair
3.	003	61	Good
4.	004	47,7	Fair
5.	005	54,3	Fair
6.	006	91,7	Very good
7.	007	34,3	Poor
8.	008	58,7	Fair
9.	009	51,3	Fair
10.	010	49,3	Fair
11.	011	62	Good
12.	012	31,7	Poor
13.	013	68,3	Good
14.	014	37,3	Poor
15.	015	30	Poor

Source : Primary Data Processing

Tabel 4.10**Analysis data Post-Test XB IPS at MA Guppi Samata (Experiment Class)**

Statistic Descriptive	Postest
Total Sampel	15
Mean	51,080
Std. Deviation	16,2142
Minimum	30,0
Maximum	91,7

Based on the results of the post-test in experimental class, the score of students in writing descriptive task is 51,080. To determine the category of writing skill in descriptive task of the experimental class (XB IPS). Therefore, the score category for writing skill in descriptive task of the Experimental Class can be seen as follows:

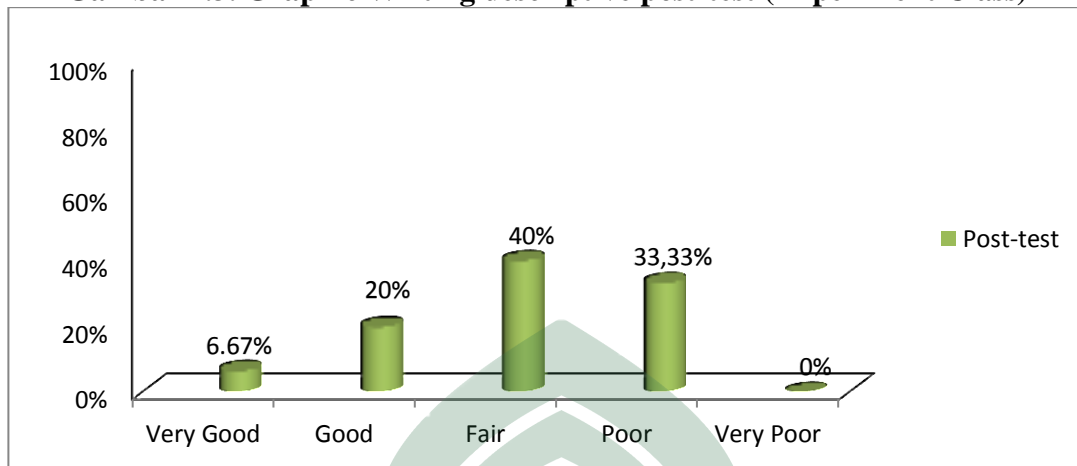
Tabel 4.11

Distribution of Categorization post-test (Class Experiments)

No.	Classification	Score	Frequency	Percentage
1	Very good	80-100	1	6,67%
2	Good	60-79	3	20%
3	Fair	40-59	6	40%
4	Poor	20-39	5	33,33%
5	Very poor	0-19	0	0%
6	TOTAL		15	100

Source : Primary Data Processing

Then after being given treatment and posttest the students' writing descriptive task mastery. it is known that there is 1 person in the very good category with a percentage of 6,67% and 3 people in the good category with a percentage of 20% and 6 people in the fair category with a percentage of 40%, and 5 people in the poor category with a percentage 33,33%. Whereas, there were not students at the very poor category. The above categorization table can be drawn in graphical form as follows.

Gambar 4.3. Graphic Writing descriptive post-test (Experiment Class)**Tabel 4.12. Data Normality test post-test Experiment Class**

Experiment Class	Value Sig.	
	Post-test	0,200

In the results of the normality test of the posttest data, it is known the value of Sig. amounting to 0.200 using a significance level of 0.05. Means sign value. greater than α ($0.200 > 0.05$) so it can be concluded that the experimental class posttest data is normally distributed.

- The Result of Post-Test in Control Class

Tabel 4.13

Classification of students post test (control class) at MA Guppi Samata

No.	Name	Writing Mastery	
		Post-test	Category
1	001	29,1	Good
2	002	43	Good
3	003	33,3	Poor
4	004	54	Fair
5	005	34,7	Poor
6	006	40	Fair
7	007	26,3	Poor
8	008	48,3	Fair
9	009	66	Good
10	010	29,1	Poor
11	011	34,7	Poor
12	012	26	Poor
13	013	42,1	Fair
14	014	32,1	Poor
15	015	28	Poor

Source : Primary Data Processing

Tabel 4.14

Analysis data Post-Test XA IPS (control class) at MA Guppi Samata

Statistik Deskriptif	Postest
Total Sample	15
Mean	37,773
Std. Deviation	11,3732
Minimum	26
Maximum	66

Based on the results of the post-test in Control Class , the score of students' in writing descriptive task is 37,773. To determine the category of writing skill in descriptive task of the experimental class (XA IPS. So that the score category for writing skill in descriptive task of the Control Class can be seen as follows:

Tabel 4.15

Categorization Distribution post-test of writing descriptive task Mastery in Control Class

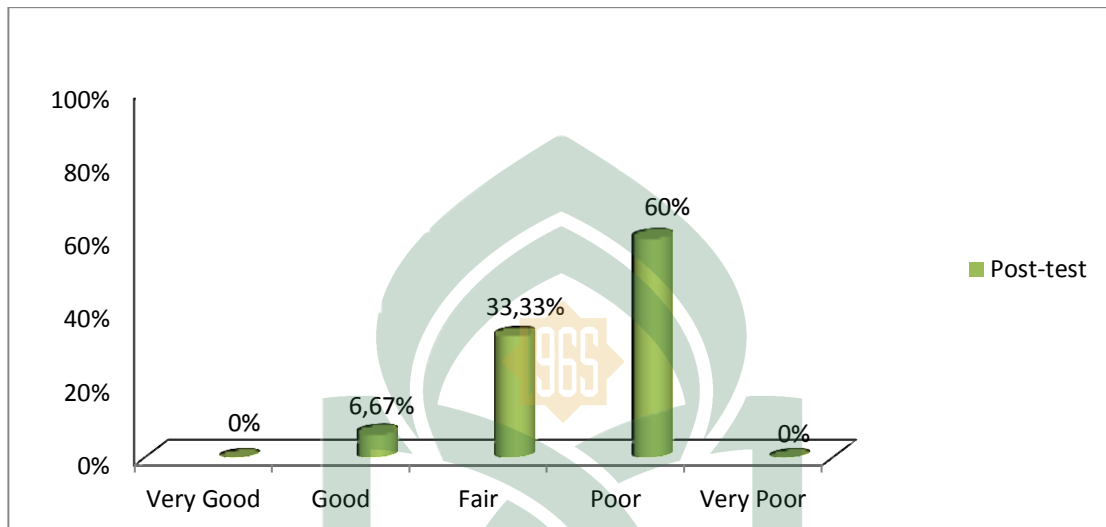
No.	Classification	Score	Frequency	Percentage
1	Very good	80-100	0	0%
2	Good	60-79	1	6,67%
3	Fair	40-59	5	33,33%
4	Poor	20-39	9	60%
5	Very poor	0-19	0	0%
6	TOTAL		15	100

Source : Primary Data Processing

Then after being given treatment and posttest the students' vocabulary mastery is that there is 1 person in the very good category with a percentage of 6.67% Whereas,

there are were not students at the very poor category. The above categorization table can be drawn in graphical form as follows:

Gambar 4.4 Grafik Writing Skill post-test Control Class



Tabel 4.16 Data Normality test post-test Control Class

Control Class		Nilai Sig.
	Post test	0,085

On the results of the normality test of the post-test data it is known that the significance value is 0.085 using a significance level of 0.05. Means sign value. greater than α ($0.085 > 0.05$) so it can be concluded that the post-test data of the control class is normally distributed.

- Data Homogeneity Test

The second prerequisite test is homogeneity test. Homogeneity test is useful to find out whether the research to be carried out comes from the same population or not. Homogeneity test in this study was conducted using the SPSS version 20 for

Windows program through the Levene's Test of Equality of Error Variances method. Homogeneous testing criteria is data that is homogeneous if the number is significant (Sig.) > 0.05 and the data is not homogeneous if the number is significant (Sig.) < 0.05. Homogeneity test is taken from the analysis of experimental class and control class writing descriptive task mastery, each of which is 15 students. The results of the analysis can be seen in the following table.

Tabel 4.17
Test of Homogeneity of Variances

Nilai pretest

Levene Statistic	df1	df2	Sig.
3.875	1	28	.059

Based on the output above, the sign value is obtained. amounting to 0.059. This value is greater than the selected α value, which is 0.05. Because the sign value. greater than α ($0.059 > 0.05$) it can be concluded that the data from the two sample classes are homogeneous.

Tabel 4.18
Test of Homogeneity of Variances

nilai posttest

Levene Statistic	df1	df2	Sig.
.915	1	28	.347

Based on the output above, the sign value is obtained. amounting to 0.347. This value is greater than the selected α value, which is 0.05. Because the sign value.

greater than α ($0.347 > 0.05$) it can be concluded that the data from the two sample classes are homogeneous.

Based on the prerequisite test for statistical analysis, it was found that the data on writing descriptive task mastery of both groups in this study were normally distributed and homogeneous. Therefore, hypothesis testing can be done using the two sample t-test formula or Independent Samples Test. Thus the statistical hypothesis is formulated as follows:

$$H_0 : \mu_1 = \mu_2 \text{ lawan } H_1 : \mu_1 \neq \mu_2$$

With :

H_0 = semantic mapping can not using to teach in writing descriptive task at the first grade of MA Guppi Samata.

H_1 => semantic mapping can using to teach in writing descriptive task at the first grade of MA Guppi Samata.

μ_1 = The average results of the analysis of the writing descriptive task taught using semantic mapping at the first grade of MA Guppi Samata.

μ_2 = The average results of the analysis of unlearned writing descriptive task mastery using semantic mapping at the first Grade of MA Guppi Samata

Tabel 4.19
Independent Samples Test

		Levene's Test for Equality of Variances		t-test for Equality of Means						
		F	Sig.	t	df	Sig. (2-tailed)	Mean Difference	Std. Error Difference	95% Confidence Interval of the Difference	
									Lower	Upper
Nilai posttest	Equal variances assumed	.915	.347	2.602	28	.015	13.3067	5.1137	2.8317	23.7816
	Equal variances not assumed			2.602	25.91	.015	13.3067	5.1137	2.7767	23.8366

In the Equal variances assumed column, and the Levene's Test for Equality of Variances row is obtained by an F value of 0.915 with the number sig. or p-value = $0.015 > 0.05$, which means the population variance of the two groups is the same or homogeneous. Because the data variance is homogeneous, the Equal variances assumed column will be selected. In the t-test for Equality of Means row, the value of obtained $t_{\text{value}} = 3.883$, $t_{\text{table}} = 2.602$, $df = 28$ and sig. (2 tailed) or p-value = 0.015

<0.05 , meaning that the value of $t_{count} > t_{table}$ or significance value is smaller than the error level so that H_0 is rejected. Thus the proposed hypothesis has been tested by data. So it can be concluded that the semantic mapping can use to teach writing descriptive task at the first Grade of MA Guppi Samata.

2. The responses of the students to the Semantic Mapping technique after learning how to use it for writing descriptive text essays at MA GUPPI Samata

In the previous section it has been known that the semantic mapping affect the mastery of students' writing descriptive task . So in this section, what factors will influence the effect of writing descriptive task by students after applying the semantic mapping will be analyzed. This data was obtained by analyzing the students' response questionnaire instrument. In the questionnaire distributed there are five main aspects that can be a factor in the cause of students being able to master in writing descriptive task through semantic mapping . The aspects in question consist of: content, vocabulary and structure, activities / exercises / tasks, supplementary materials, and illustration. There are for analysis of student responses in each aspect, as follows.

1. Aspects of Material

In the aspect of content will describe the suitability of the material and the approach used at the level of ability of students. For the analysis can be seen in the following table.

Tabel 4.20. Aspect Material Analysis

Content	Percentage of Students' Responses(%)					Average
	SA	A	N	DA	SDA	
1. The Material can make Students able to make simple sentences.	100%	0%	0%	0%	0%	100%
2. The Material can make Students differentiate the use of To Be (am, is are)	86,7%	13,3%	0%	0%	0%	97,3%
3. The Material can make Students understand what is the comparison	100%	0%	0%	0%	0%	100%
4. The Material can make Students use pronoun correctly	73,3%	20%	6,7%	0%	0%	93,3%
5. The Material can make Students differentiate the use of have, has dan had.	80%	20%	0%	0%	0%	96%
Average comulative percentage	97,3%					

Source : Primary Data Processing

Based on the analysis in the table above can be seen in the aspect of content is one of the factors that have a large influence to improve writing descriptive task Mastery students with a percentage of 97.3%.

2. Aspects of Teacher Method

In the aspect of vocabulary and structure, it will describe the use of vocabulary and grammar in accordance with the level and needs of students. For the analysis can be seen in the following table

Tabel 4.21. Teacher Method aspect Analysis

Content	Percentage of Students Responses (%)					Rata-rata
	SA	A	N	DA	SDA	
1. Writing skills are practiced by using semantic mapping during the lesson.	80%	13,3%	6,7%	0%	0%	94,6%
2. Using semantic mapping is easy to generate your idea	93,3%	6,7%	0%	0%	0%	97,3%
3. The students interest in learning with semantic mapping	60%	33,3%	6,7%	0%	0%	90,6%
4. Using semantic mapping in learning descriptive task is enjoyable	53,3%	46,7%	0%	0%	0%	90,6%
5. Using semantic mapping is easy to classify the identification and description in descriptive task	53,3%	46,7%	0%	0%	0%	90,6%
Average comulative percentage	92,7%					

Source : Primary Data Processing

Based on the analysis in the table above it can be seen that the aspects of vocabulary and structure are one of the factors that have a large influence to improve writing descriptive task Mastery of students with a percentage of 92.7%.

3. Aspects of activities

In the aspects of activities / exercises / tasks, it will describe activities, information and tests that are appropriate to the level and needs of students throughout the learning process. For the analysis can be seen in the following table:

Tabel 4.22. Activities/exercises/tasks Aspect Analysis

Content	Percentage of Students' Responses(%)					Rata-rata
	SA	A	N	DA	SDA	
1. The activities are interesting	100%	0%	0%	0%	0%	100%
2. The activities, exercises, tasks are aimed at developing your skill in writing	86,7%	13,3%	0%	0%	0%	97,2%
3. The provide for a real-object use language in daily life	13,3%	86,7%	0%	0%	0%	82,6%
4. While process writing being conducted in class, I was able to help friends	40%	60%	0%	0%	0%	88%
5. . The activities provide to look for your partner .						
6. The activities focus onwriting descriptive text.	60%	33,3%	6,7%	0%	0%	90,6%

7. Do the activities allow for creative use of language	73,3%	20%	6,7%	0%	0%	93,3%
8. The instructions for the activities are simple and clear	66,7%	33,3%	0%	0%	0%	93,3%
Average cumulative percentage	80,625%					

Source : Primary Data Processing

Based on the analysis in the table above it can be seen that the aspects of activities / exercises / tasks are one of the factors that have a large influence to improve writing descriptive task. Mastery of students with a percentage 80,625%.

4. Aspects of task

In the aspect of task will describe about the result of their task include the correctly of descriptive task and the students can finish their task in short time. For the analysis can be seen in the following table.

Tabel 4.23. Task Aspect Analysis

Content	Percentage of Students' Responses (%)					Rata-rata
	SA	A	N	DA	SDA	
1. The students can write descriptive task correctly with their partner	46,7%	46,7%	6,6%	0%	0%	88%
2. The students can finish their task in short time	60%	33,3%	6,7%	0%	0%	90,6%
Rata-rata persentase komulatif	89,3%					

Source : Primary Data Processing

Based on the analysis in the table above it can be seen that the aspect of supplementary materials is a factor that has a large influence to improve the writing descriptive task Mastery with a percentage of 89,3%.

In this study, the researcher found that during teaching learning process, the student's quality learning activity in the class was improving and the student's activities more active and enjoy in the class. This situation was happened because of some factors, such as: the student's enthusiasm in learning process improve day by day, there was improvement in student's attention to the researcher while explaining the subject, student was active in doing asking and answering the question and doing the activities, although students still make mistake in each work. In this case, the some students make mistake in their test in pre-test the students make some mistakes, so the researcher explain the subject in treatment and focus on their mistakes until they understand. Because they focus and be careful in treatment test, the study is successful.

Based on the results of data analysis obtained that the average writing descriptive task Mastery of students in the experimental class was 51,080 with a percentage of 6.67% in the very good category and 20% in the good category, in the fair category 40%, in the poor category 33,33% . While the average writing descriptive task Mastery of students in the control class was 38,479 with a percentage of 6.67% in the good category and 33.33% in the fair category. And 60% in poor category, In inferential analysis using SPSS, it was obtained $t_{\text{value}} = 3.883$, $t_{\text{table}} = 2.401$, $df = 27$ and sig. (2 tailed) or $p\text{-value} = 0.024 / 2 = 0.024 < 0.05$, meaning

that the value of $t_{count} > t_{table}$ or significance value is smaller than the error level so that H_0 is rejected. So, based on inferential statistical analysis, it can be proven that Semantic Mapping can use to teach vocabulary at the first Grade of MA Guppi Samata.

Based on the data obtained from the implementation of semantic mapping technique in the writing class, it could be concluded that the semantic mapping could help focus, organize, and sequence writing for the students so that they will can think a topic and write what relate with the topic easily. Then they are helped to make writing text. Vadilah (2011:4) states that using semantic mapping would be the student can discover the relationship between the words which they have known, and they can learn new word from this strategy which make them more recognize which word they need for their better understanding in English. According to Kurniawati (2011:69) by using semantic mapping during prewriting stage, the students could generate, develop the ideas and organized. Then the words are grouped into its categories. Thus, the ideas could be developed easily and more completely.

Besides, most of the students also commented positively to the implementation of semantic mapping technique in writing teaching learning process activities. The fact, during implementing the semantic mapping in a group was effective for students. It was showed in the first activity that the students were decided into some groups. They were active in discussion delivering their own ideas. They shared their each idea, so the students can consider their idea with their partner

in a group. And the arguments were more varieties because came from more than one side.

The students' progress of content was influenced by implementing the semantic mapping technique. They design their ideas into subtopics through semantic mapping technique, so they could develop their ideas and vocabularies based on the topic of semantic mapping in writing. Using semantic mapping, the students can use more variety vocabularies, so their writing is not monotone. The students were accustomed to think critically on delivering their idea of the topic represented in descriptive text since they had to contribute by giving the ideas. Meanwhile, the students' improvement on organization was obtained through Parts of the argument that had been discussed during the implementation.

The technique helps the students to identify the language features and the generic structure in text. In the first meeting the researcher had already explained clearly about organization. Showed the example of descriptive text, and decided in parts of language features. So, it made the students easier to comprehend the paragraph. Moreover, the students were also accustomed to the features the language features of descriptive text; compound sentence, complex sentence, the use of subjunctive opinion, etc. by having this technique the students can implement their ability in improving their organization of writing.

All in all, the result of analysis showed that semantic mapping technique could be applied to improve the students' writing skill. This technique also stimulated the students' awareness on their own writing, so that they could produce the better

writing product. During the implementation the students showed great enthusiastic and paid attention. It is proven improving students' ability in writing which could be seen from the achievement test after the implementation of the semantic mapping technique. Therefore, based on the improvement of students' writing score, the semantic mapping technique was done successfully to help students of first grade at MA Guppi Samata to improve their writing skill.



CHAPTER V

CONCLUSION AND SUGGESTIONS

A. CONCLUSION

The researcher draws the conclusion based on the findings presented in the previous chapter as follows:

1. The implementation of semantic mapping is able to improve the students' writing skill. It was proved that improvement score from the pre-test and post-test. The students' average score of pre-test was only 59,7, and after giving treatment, the students' average score of post-test is improvement to 91,7 It as shown in figure:
2. Students of MA Guppi Samata have positive responses toward the using of Semantic Mapping in teaching descriptive writing. This was proved by the percentages of the students response through the use of Semantic Mapping.

B. SUGGESTION

In relation to the conclusion above, the researcher would like to suggest the following points:

1. The research suggests for the English teachers, they can use semantic mapping as an alternative technique in teaching writing because the English teacher can direct the students to generate and organize ideas before they begin writing.

2. For the next researcher who have similar problems in teaching writing to continue this research in order to the next research will be more useful both students and teachers in learning English writing by using semantic mapping
3. The future researchers are also suggested to conduct a similar study on the other skill likes listening, reading, and speaking at other level of students for the improvement of teaching English.



BIBLIOGRAPHY

- Aisyah Siti, and Rido Sari, "Improving Students' Achievement in Writing Descriptive Paragraph Through Semantic Mapping Technique" *Journal*, Medan, 2011.
- Al-Qathani, The Importance of Vocabulary in Language Learning and How to be Taught, *International Journal of Teaching and Education*, King Khaled Academy, Saudi Arabia (2015).
- Arifin, Z. *Penelitian Pendidikan Metodolan Paradigma Baru*. Bandung: PT. Remaja Rosdakarya. 2012.
- Arikunto, S. *Prosedur Penelitian*. Jakarta: RinekaCipta. 2013.
- Bull, Victoria. *Oxford Learner's Pocket Dictionary*. New York: Oxford University Press, 2011.
- Brown Douglas, *Language Assessment Principles and Classroom Practices*, San Francisco, California, Longman, 2003.
- Brown, H.D. 2007. *Teaching by Principle an Interactive Approach to Language Pedagogy*. (2 ed). New York Longman
- Byrne, *Teaching Writing Skill* :London: Longman: 1988
- Duffy, Gerald. "Explaining Reading" *Second Edition*. London, The Guilford Press, 2009
- Elloway Anthony, *Grammar for Academic Writing*, English Language Teaching Centre, University of Edinburgh (2013).
- Fahmi, Irfan. "Developing Students' Writing Ability of Descriptive Text Through Clustering Technique." *Thesis*, Jakarta: UIN Syarif Hidayatullah, 2011.
- Gay, L.R. *Education Research: Competence for Analysis and Applications, Eight Edition*. Colombus: Charles E. Meril, 2006.
- Harmer, Jeremy. *The Practice English Language Teaching*. New York: Logman. 2007
- Husna Lailatul and all, " An Analysis of Students' Writing Skill in Descriptive Text" *Journal*, Padang: Universitas Negeri Padang, 2013
- Hoiri, Sohibu, *Improving Students Writing Skill of Narrative Text through Animation Movie at Second Grade Students at MA Al Ma'arif Singosari*. Unpublished. Malang: Islamic University of Malang. 2010
- Kaharuddin, *The Communicative Grammar Translation Method, an Integrated Method of CLT and GT for Teaching English Communication and Accurately*, first edition, Yogyakarta:2013.
- Muis Nurmailis and all "Improving Students' Reading Comprehension of Descriptive Text by Using Pictures and Semantic Mapping" *Journal*, University of Padang, 2013.
- Sugiyono, *Metode Penelitian Pendidikan: Pendekatan Kuantitatif, Kualitatif, dan R&D*. Bandung: Alfabeta, 2016.
- Siddiq Ahmad, "The Use of Semantic Mapping Technique to Improving Writing Skill in The Descriptive Text" *Thesis*, Malang: Unisma, 2013.

- Sari Puspita Nani, "Improving Students' Writing Skills in Narrative Text by Using Semantic Mapping" *journal*, Cepu, 2015
- Sianturi Dermawati and all "The Use of Semantic Mapping to Improve Students Vocabulary" *Thesis*, University Pontianak, 2013.
- Suherman. *Top Grammar A Guide to Write English, first edition*. Yogyakarta: pustaka ilmu, 2013
- Sudjana. *Dasar-dasar Proses Belajar Mengajar*. Bandung: Sinar Baru Algesindo, 2008.
- Yassi Hakim, Kaharuddin , *Syllabus Design for English Language Teaching*. Second Edition, Jakarta, 2018.





APPENDICES

UNIVERSITAS ISLAM NEGERI
ALAUDDIN
M A K A S S A R

Appendix I Questionnaire

Questionnaire

I. Researcher Identity

Name : Irhamia
 Major : English Education Department
 Faculty : Tarbiyah and Teaching Science of Faculty
 Univesity : Alauddin State Islamic University of Makassar

II. Students identity

Name :
 Class/semester :
 Gender :

III. Instruction

Give a mark (X) on the statement below based on what you feel during the learning process

Note:

SA : Strongly Agree
 A : Agree
 N : Netral
 DA : Disagree
 SDA : Strongly Disagree

CONTENT	SA 5	A 4	N 3	DA 2	SDA 1
A. Material A1. The Material can make Students able to make simple sentences. A2. The Material can make Students differentiate the use of To Be (am, is are) A3. The Material can make Students understand what is the comparison A4. The Material can make Students use pronoun correctly A5. The Material can make Students differentiate the use of have, has dan had.					
B. The Teacher Method B1. Writing skills are practiced by using semantic mapping during the lesson. B2. Using semantic mapping is easy to generate your idea B3. The students interest in learning with semantic					

mapping					
B4. Using semantic mapping in learning descriptive task is enjoyable					
B5. Using semantic mapping is easy to classify the identification and description in descriptive task					
C. Students Activities					
C1. The activities are interesting					
C2. The activities, exercises, tasks are aimed at developing your skill in writing					
C3. The provide for a real-object use language in daily life					
C4. While process writing being conducted in class, I was able to help friends					
C5. The activities, exercises, and tasks provide to look for your partner .					
C6. The activities, exercises, and tasks focus onwriting descriptive text.					
C7. Do the activities, exercises, and tasks allow for creative use of language					
C8. The instructions for the activities, exercises, and tasks are simple and clear					
D. Students Task					
D1. The students can write descriptive task correctly with their partner					
D2. The students can finish their task in short time					
Total average score					

*Appendix II Lesson Plan***LESSON PLAN****UNIT ONE DESCRIBING PERSON**

Class _____

Date _____

Time :**1. Lesson objective :**

Language skills : Describing a Person

Life skill : Writing Descriptive Text

2. Materials :**3. Activities of the lesson**

- a. Introduction
- b. Presentation
- c. Practice
- d. Evaluation

4. Lesson objective :

- a. To Make the students understand how to write descriptive text (person)correctly and follow the generic structure and the language features.
- b. To make the students able to write descriptive text (person).

5. Materials or Equipments :

- a. Subject
- b. Topic
- c. Elaboration
- d. Word list containing key word in the subject.
- e. Word maps

6. Activities of the lesson**a. Introduction (10 minutes)**

Greeting to the students and check attendenlist and then Introduce the material to be learnt that session. For example by saying: today we are going to talk about how to describe people.

b. Presentation (30 minutes)

1. The teacher explain the definition of descriptive text in general
2. The teacher explain about the purpose of descriptive text in general
3. The teacher present the generic structure and the language features of descriptive text in general
4. The teacher explain how to describe a person
5. The teacher point one of the students to stand in front of the class
6. The teacher draw word map on white board and ask to the students for giving their idea about their friend
7. The teacher ask for the students to identify subject to be described by get one word from every students in the class.
8. The teacher ask for students for giving one word about the quality of their friend
9. The teacher ask for the students to give one word about parts of their friend
10. The teacher ask to the student for giving one word about the characteristic their friend
11. The teacher write descriptive text in paragraph by using word map that we drew before.

c. Practice (30 minutes)

1. The teacher give the students a piece of paper.
2. The teacher ask for the students to make word map/semantic mapping
3. The teacher ask for the students to make descriptive text about his/her friend who sit beside him.

d. Evaluation (20 minutes)

1. The student make summery about the lesson today.

Samata, 05 Mei 2018

The Researcher

Irhamia
20400114064

UNIT TWO DESCRIBING THING

Class _____

Date _____

Time :

Lesson objective :

Language skills : Describing Thing

Life skill : Writing Descriptive Text

Materials :

Activities of the lesson

- e. Introduction
- f. Presentation
- g. Practice
- h. Evaluation

Lesson objective :

To Make the students understand how to write descriptive text correctly and follow the generic structure and the language features.

Materials or Equipments :

- f. Subject
- g. Topic
- h. Elaboration
- i. Picture
- j. Word list containing key word in the subject.
- k. Word maps

Activities of the lesson

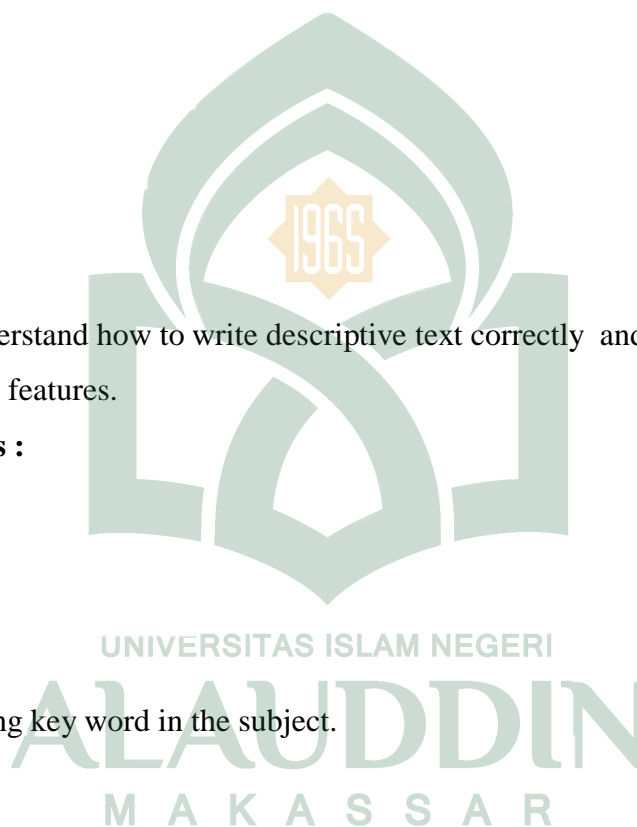
e. Introduction (10 minutes)

Greeting to the students and check attendenlist and then Introduce the material to be learnt that session. For example by saying: today we are going to talk about how to describe people.

f. Presentation (30 minutes)

12. The teacher explain how to describe thing

13. The teacher show the students one picture



14. The teacher present word map or semantic mapping
15. The teacher draw word map on white board and ask to the students for giving their idea about the picture
16. The teacher ask to the students about the topic of the picture
17. The teacher ask for the students to identify subject to be described by get one word from every students in the class.
18. The teacher ask for students for giving one word about the quality of the pricture
19. The teacher ask for the students to give one word about parts of the picture
20. The teacher ask to the student for giving one word about the characteristic of the picture.
21. The teacher write descriptive text in paragraph by using word map that we drew before.

g. **Practice (30 minutes)**

4. The teacher give the students different picture for every students.
5. The teacher give the students a piece of paper
6. The teacher ask for the students to make word map/semantic mapping beside the picture
7. The teacher ask for the students to make descriptive text on the piece of paper.
8. The teacher ask for the students to stand in front of the class one by one to read their text.

h. **Evaluation (20 minutes)**

2. The teacher look for one students and ask him to move in front of the class
3. The teacher ask for the students to describe their friend who stand in front of the class.
4. The student make summery about the lesson

Samata, 05 Mei 2018

The Researcher

Irhamia
20400114064

UNIT THREE DESCRIBING PLACE

Class _____

Date _____

Time :

Lesson objective :

Language skills : Describing Place and Thing

Life skill : Writing Descriptive Text

Materials :

Activities of the lesson

- i. Introduction
- j. Presentation
- k. Practice
- l. Evaluation

Lesson objective :

To Make the students understand how to write descriptive text correctly and follow the generic structure and the language features.

Materials or Equipments :

- l. Subject
- m. Topic
- n. Elaboration
- o. Picture
- p. Word list containing key word in the subject.
- q. Word maps



Activities of the lesson

i. Introduction (10 minutes)

Greeting to the students and check attendenlist and then Introduce the material to be learnt that session. For example by saying: today we are going to talk about how to describe people.

j. Presentation (30 minutes)

22. The teacher explain how to describe place

23. The teacher show the students one picture

24. The teacher present word map or semantic mapping
25. The teacher draw word map on white board and ask to the students for giving their idea about the picture
26. The teacher ask to the students about the topic of the picture
27. The teacher ask for the students to identify subject to be described by get one word from every students in the class.
28. The teacher ask for students for giving one word about the quality of the pricture
29. The teacher ask for the students to give one word about parts of the picture
30. The teacher ask to the student for giving one word about the characteristic of the picture.
31. The teacher write descriptive text in paragraph by using word map that we drew before.

k. **Practice (30 minutes)**

9. The teacher give the students different picture for every students.
10. The teacher give the students a piece of paper
11. The teacher ask for the students to make word map/semantic mapping beside the picture
12. The teacher ask for the students to make descriptive text on the piece of paper.
13. The teacher ask for the students to stand in front of the class one by one to read their text.

l. **Evaluation (20 minutes)**

5. The teacher look for one students and ask him to move in front of the class
6. The teacher ask for the students to describe their friend who stand in front of the class.
7. The student make summery about the lesson today.

Samata, 05 Mei 2018

The Researcher

Irhamia
20400114064

Appendix IV Hasil Pre-Test dan Post-Test Control Class

PRE-TEST

I. Researcher Identity
 Name : Irhamia
 Major : English Education Department
 Faculty : Tarbiyah and Teaching Science of Faculty
 University : Alauddin State Islamic University of Makassar

II. Students identity
 Name : Nur Desky Amelis
 Class/semester : MA II
 Gender : Female

III. Instruction
 Please write descriptive text about Thing, person and place.
 Please write about 70-100 words for each descriptive text.
 Time : 75 minutes.

EVALUATION

1. Please write Descriptive text about your favorite thing.

Teddy Bear

- cute
- Green color
- Solongka 4u holes / Lembut

Teddy Bear is cute and

D.S

UNIVERSITAS ISLAM NEGERI
ALAUDDIN
 MAKASSAR

C : 1
 O : 1
 G : 1
 V : 1
 M : 1

2. Please write Descriptive text about your Idol .

Handwritten letter 'D' on the right side of the box.



UNIVERSITAS ISLAM NEGERI
ALAUDDIN
M A K A S S A R

3. Please write Descriptive text about your favorite place .

A large rectangular box with a thin black border, intended for writing a descriptive text. The box is mostly empty, with some faint, illegible text visible in the background. On the right side of the box, there is a small, handwritten mark that looks like a circle with a vertical line through it.

UNIVERSITAS ISLAM NEGERI
ALAUDDIN
M A K A S S A R

POST-TEST

I. Researcher Identity

Name : Irhami
 Major : English Education Department
 Faculty : Tarbiyah and Teaching Science of Faculty
 University : Alauddin State Islamic University of Makassar

II. Students identity

Name : Nur Risky Amelia
 Class/semester : x⁴ IPA / 1
 Gender : female

III. Instruction

Please write descriptive text about Thing, person and place.
 Please write about 70-100 words for each descriptive text.
 Time : 75 minutes.

2.91

EVALUATION

1. Please write Descriptive text about your favorite thing.

<p style="text-align: center;">My Motor cycle</p> <ul style="list-style-type: none"> • I like motorcycle • It is bought by my mother • I use my motorcycle go to school 	
<ul style="list-style-type: none"> • The color is blue • The product is fine 	<div style="text-align: center;"> <p>UNIVERSITAS ISLAM NEGERI</p> <h1 style="margin: 0;">ALAUDDIN</h1> <p style="margin: 0;">M A K A S S A R</p> </div> <div style="text-align: right; margin-top: 20px;"> <p>C : 1 B : 1 A : 2 BA : 2 M : 1</p> </div>

3.4

2. Please write Descriptive text about your Idol.

Myram

- I like Myram
- she is from kalu
- she is actris

- use. behel
- her skin is black
- she is tall

C : 1
D : 1
G : 1
U : 1
M : 1

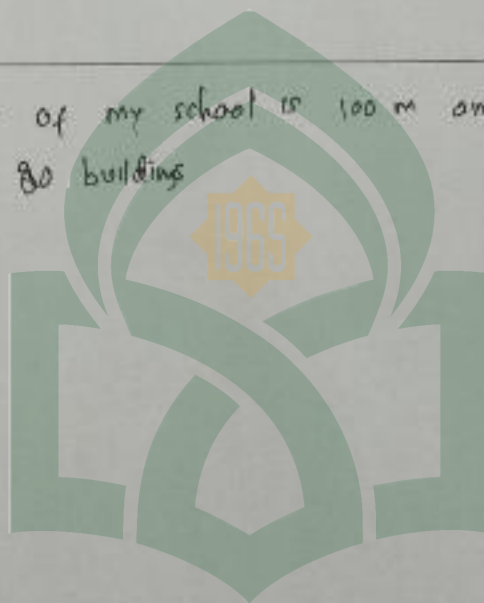
25

3. Please write Descriptive text about your favorite place .

my school

My school is very good, There are some trees
and the located is very good

The size of my school is 100 m and the width
of 50 m is 30 buildings



UNIVERSITAS ISLAM NEGERI
ALAUDDIN
M A K A S S A R

C : 1
D : 1
G : 1
V : 2
M : 1

23

Appendix III Hasil Pre-Test dan Post-Test Experimental Class

PRE-TEST

I. Researcher Identity
 Name : Ichania
 Major : English Education Department
 Faculty : Tarbiyah and Teaching Science of Faculty
 University : Alauddin State Islamic University of Makassar

II. Students identity
 Name : *Wahidunisa*
 Class/semester : *SE PA 2020/2021*
 Gender : *female*

III. Instruction
 Please write descriptive text about Thing, persons and place.
 Please write about 70-100 words for each descriptive text.
 Time : 75 minutes.

39,9

EVALUATION

1. Please write Descriptive text about your favorite thing.

*I'd like my doll
 - the doll is given by my friend
 He gave this gift on my birthday.
 - the doll became the most
 beautiful gift.
 And also the last memory of it.*

*- The colors are pink
 - The size body big
 - the body is shiny
 - Have big eyes
 - Made of cotton and wool yarn*

3,8

UNIVERSITAS ISLAM NEGERI
ALAUDDIN
M A K A S S A R

2. Please write Descriptive text about your Idol.

My idol is called Ayu Ting-ting.
She is an artist beautiful

- She lives in Depok
- she has one child named Bilqis
- she has a very good and melatius voice
- An artist who looks simple
- she has small eyes
- pointed nose
- fair skin
- and have a small body

C = 1

O = 1

G = 2

V = 2

M = 2

3,3

UNIVERSITAS ISLAM NEGERI
ALAUDDIN
M A K A S S A R

3. Please write Descriptive text about your favorite place .

I like going to my father's village.
Right in Malabagi Village Rappapa. I like to go there
when the holidays arrive with the aim to refresh my
mind from around the lessons at school.

The air was very cold and made the heart in a
chaotic atmosphere cool. There are many tourist visits
there such as strawberry gardens, waterfalls, and many
other fruit garden.

C = 1
D = 2
E = 2
U = 2

4.3

POST-TEST

I. Researcher Identity

Name : Ikhama
 Major : English Education Department
 Faculty : Tarbiyah and Teaching Science of Faculty
 University : Alauddin State Islamic University of Makassar

II. Students identity

Name : INDIRIATI B.
 Class/semester: 1g / I
 Gender : Female

III. Instruction

Please write descriptive text about Thing, person and place.
 Please write about 70-100 words for each descriptive text.
 Time : 75 minutes.

91.7

EVALUATION

1. Please write Descriptive text about your favorite thing.

* My Small House *

I live in a small house. It has five rooms: there are two bedrooms, a living room, a bathroom, and a kitchen. Indeed it is small house, but I like being in here for using my spare time.

When the door is open, I can see the living room. It is so small with only three chairs and a table, nothing else. I prefer reading a novel in this room.

My bedroom is in the left side of the living room. In this room there is a night table next to the bed, a TV, a radio, and a computer. Whenever I am bored of reading, I usually play online games ^{that} with my friends via FB and so on.

Next to my bedroom is my mother's. I do not know what is inside because I never leave my room to see it. In the right side of the living room there is the kitchen. In the kitchen I have everything I need when I get hungry. It is very pleasure when my mother cooks, the smell fills my whole house.

I know it is a very small house, but it is the best place I have ever seen.

C : 4
 O : 4
 G : 4
 M : 4

10

2. Please write Descriptive text about your Idol.

* My mother *

My mother is a beautiful person. She is not tall but not short, and she has curly haired brown. Her eyes color are like honey and her color skin and she has a beautiful smile.

She is very lovely, friendly, patient, and she loves to help people. I love my mom, because she is a good example to me. She loves bring in the church, and she loves pray too.

She always takes care of her family. She likes her house to be clean and organized. She a very organized person, and all things in the house are in the right place.

She always has a smile on her face. She is so sweet and lovely. I like when I am going to sleep or want to write or when I am going to go to some places, she always give me a kiss and when the family have a problem she always be with us to help us and to give us all her love.

10

UNIVERSITAS ISLAM NEGERI

ALAUDDIN

MAKASSAR

C : 4
D : 4
G : 4
U : 4
M : 4

3. Please write Descriptive text about your favorite place .

+ Seruni Beach Beach +

Seruni beach in Bantaeng city

Seruni beach sounds unfamiliar for either local or foreign tourist-

In this place, you will be shown a panorama of natural beauty which is very interesting for every pair of eyes seeing it and will actually see the both your eyes-

715

C : 3

D : 3

G : 3

H : 3

M : 3

UNIVERSITAS ISLAM NEGERI

ALAUDDIN

MAKASSAR

Appendix V Documentation

Documentation





CURRICULUM VITAE



Irhamia was born on November 08th 1996 in Salu Makarra, Kec. BUPON, Kab.Luwu. She is the sixth children from nine siblings. The researcher began her study in MI Istiqamah Salu Makarra graduated in 2008. After that, she continued her study in MTs Istiqamah Salu Makarra and graduated in 2011. Then, she continued her study in MAS Istiqamah Salu Makarra and graduated in 2014. In 2014, she continued her study at Alauddin State Islamic University of Makassar. She was majoring in English Education Department in Tarbiyah and Teaching Science Faculty. She entered in some internal organization and external organization. She has experience in some external organization they are United English Forum, Himpunan Mahasiswa Islam (HMI), Mahabbah International Peace Generation (MIPG), and she also join in internal organization that is students association of English Education Departments of Tarbiyah and Teaching Science Faculty and as a general treasure of Association Students English Department 2018-2019.

M A K A S S A R