


THE USE OF POEM TO IMPROVE STUDENTS' ABILITY IN WRITING
DESCRIPTIVE TEXT AT THE TENTH GRADE OF UMMUL
MUKMININ ISLAMIC BOARDING SCHOOL
MAKASSAR



A Thesis

Submitted in Partial Fulfillment of the Requirements for the Degree of
Sarjana Pendidikan in English Education Department of
Tarbiyah and Teaching Science Faculty of
UIN Alauddin Makassar

By

NINIK WAHYUNI RAHMAN

Reg. Number: 20400112079

ENGLISH EDUCATION DEPARTMENT
TARBIYAH AND TEACHING SCIENCE FACULTY
ALAUDDIN STATE ISLAMIC UNIVERSITY OF MAKASSAR
2016

PERNYATAAN KEASLIAN SKRIPSI

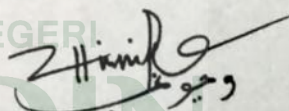
Mahasiswa(i) yang bertanda tangan di bawah ini:

Nama : Ninik Wahyuni Rahman
NIM : 20400112079
Tempat/Tgl. Lahir : Ujung Pandang, 13 Mei 1994
Jur/Prodi/Kosentrasi : Pendidikan Bahasa Inggris
Fakultas/Program : Tarbiyah dan Keguruan/ S1
Alamat : Jl. Sukaria V No. 20/A, Makassar.
Judul : *“The Use of Poem to Improve Students’ Ability in Writing Descriptive Text at the Tenth Grade of Ummul Mukminin Islamic Boarding School Makassar”*

Menyatakan dengan sesungguhnya dan penuh kesadaran bahwa skripsi ini adalah benar hasil karya sendiri. Jika dikemudian hari terbukti bahwa skripsi ini merupakan dupliat, tiruan, plagiat, atau dibuat oleh orang lain, sebagian atau seluruhnya, maka skripsi dan gelar yang diperoleh karenanya batal demi hukum.

Makassar, 25 November 2016

Penyusun,



Ninik Wahyuni Rahman
NIM. 20400112079

UNIVERSITAS ISLAM NEGERI
ALAUDDIN
M A K A S S A R

PERSETUJUAN PEMBIMBING

Pembimbing penulisan skripsi Saudari Ninik Wahyuni Rahman, NIM: 20400112079, mahasiswi Jurusan Pendidikan Bahasa Inggris pada Fakultas Tarbiyah dan Keguruan UIN Alauddin Makassar, setelah meneliti dan mengoreksi secara seksama skripsi yang bersangkutan dengan judul *"The Use of Poem to Improve Students' Ability in Writing Descriptive Text at the Tenth Grade of Ummul Mukminin Islamic Boarding School Makassar"*, memandang bahwa skripsi tersebut telah memenuhi syarat-syarat ilmiah dan dapat disetujui ke sidang munaqasyah.

Demikian persetujuan ini diberikan untuk dipergunakan dan diproses selanjutnya.

Makassar, 28 November 2016

Pembimbing I

Pembimbing II

Dr. Hj. Mardiana, M.Hum.
NIP. 19690815 199403 2 001

Dr. Hj. Djuwairiah Ahmad, M.Pd., M.TESOL.
NIP. 19700619 199403 2 001

PENGESAHAN SKRIPSI

Skripsi yang berjudul, *"The Use of Poem to Improve Students' Ability in Writing Descriptive Text at the Tenth Grade of Ummul Mukminin Islamic Boarding School Makassar"* yang disusun oleh saudari Ninik Wahyuni Rahman, NIM: 20400112079, mahasiswi Jurusan Pendidikan Bahasa Inggris pada Fakultas Tarbiyah dan Keguruan UIN Alauddin Makassar, telah diuji dan dipertahankan dalam sidang munaqasyah yang diselenggarakan pada hari Senin, 28 November 2016 M bertepatan dengan 28 Shafar 1438 H, dan dinyatakan telah dapat diterima sebagai salah satu syarat untuk mendapatkan gelar Sarjana Pendidikan (S.Pd) pada Fakultas Tarbiyah dan Keguruan Program Studi Pendidikan Bahasa Inggris dengan beberapa perbaikan.

Samata - Gowa, 28 November 2016 M
28 Shafar 1438 H

DEWAN PENGUJI

(SK Dekan No. 3560 Tertanggal 30 November 2016)

Ketua : Dr. Kamsinah, M.Pd.I.
Sekretaris : Sitti Nurpahmi, S.Pd., M.Pd.
Munaqisy I : Dra. St. Nurjannah Yunus Tekeng, M.Ed., M.A.
Munaqisy II : Muh. Rusydi Rasyid, M.Ag., M.Ed.
Pembimbing I : Dr. Hj. Mardiana, M.Hum.
Pembimbing II : Dr. Hj. Djuwairiah Ahmad, M.Pd., M.TESOL.

Handwritten signatures of the examiners and the Dean of the Faculty of Tarbiyah and Education, UIN Alauddin Makassar. The signatures are written in black ink on a white background.

Disahkan oleh:
Dekan Fakultas Tarbiyah dan Keguruan
UIN Alauddin Makassar, //

Dr. H. Muhammad Amri, Lc., M.Ag.
NIP. 19730120 200312 1 001

White Paper

*She stares at the paper
It stares blankly at her back
Without any traces of ink
All clean, white and smooth.*

*She picks up her pen
Gripping it tightly
Time is passing swiftly
She could not think of any*

*Whispers were heard from a distance
Chairs dragged from the floor above
Doors were slammed by the neighbors
She needs some peace and silence.*

*20 years of memories?
All to be reflected in a poem
Could that even be possible?
She begins to shed tears.*

*Hold on.
Her pen started to move.
It was a piece of paper
But with words and scribbles of all kind*

*To her delight,
Now she got it
Her first poem!*

(A poem by a Malaysian student quoted in Hanauer in Liao, 2012 p. 1)

MOTTO

“Bind the science by writing”

(Ali bin Abi Thalib)

“Be patient to everything, especially be patient to ourselves.

*Do not be discouraged with imperfection of selves, but make
a great effort to repair it.*

Every day, start it again to perform the duty from beginning”

(Saint Francis De Sales)

UNIVERSITAS ISLAM NEGERI
ALAUDDIN
M A K A S S A R

ACKNOWLEDGEMENT

بِسْمِ اللَّهِ الرَّحْمَنِ الرَّحِيمِ

Alhamdulillah Rabbil 'alamiin, the researcher would like to express and praise from her deepest gratitude to the Almighty Allah SWT, the most merciful who has given His blessing, mercy, guidance, inspiration, and good health all the time to complete this thesis. Also Shalawat and Salam are always delivered to our great Prophet Muhammad SAW who has brought us from the darkness to the lightness.

Further, the researcher also expresses sincerely unlimited thanks to her beloved parents (H. Abdul Rahman, SE and Hj. Rosdiana P) for their affection, prayer, financial, motivation and sacrificed for her success, and their love sincerely and purely without time. Also the researcher realizes that in carrying out the research and writing this thesis, many people have also contributed their valuable guidance, assistance, correction, suggestion, support, and advices for the completion of this thesis. Without them, the writing of this thesis would never be possibly completed. Hence, the researcher would like to express her greatest thanks and appreciation for those people, especially to:

1. Prof. Dr. Musafir Pababbari, M.Si., as the Rector of Alauddin State Islamic University of Makassar, for all the recruitments and advices during the period when the researcher studied at university.

2. Dr. H. Muhammad Amri, Lc., M.Ag., as the Dean of Tarbiyah and Teaching Sciences Faculty of Alauddin State Islamic University of Makassar, for all of his kindness and the policies at the faculty.
3. Dr. Kamsinah, M.Pd.I. and Sitti Nurpahmi, S.Pd., M.Pd., as the Head and the Secretary of English Education Department, Tarbiyah and Teaching Science Faculty of Alauddin State Islamic University of Makassar for their really valuable time and patience, advices, suggestions, supports during the researcher's studies.
4. Dr. Mardiana M.Hum., and Dr. Hj. Djuwairiah Ahmad, M.Pd., M.TESOL. as the first and the second consultant who have helped, guided, given advices, suggestions, and supported the researcher during the writing of this thesis.
5. Nur Aliyah Nur, S.Pd., M.Pd., and H. Jemma, S.Pd., M.Pd., the third consultant who have given their really valuable time and patience, supported, advices, and valuable guidance correcting and directing the researcher in finishing this thesis.
6. The most profound thanks delivered to all the lectures and staff of English Education Department and all the staff of Tarbiyah and Teaching Sciences faculty of Alauddin State Islamic University of Makassar for their multitude of lesson, lending a hand, support and guidance during the researcher's studies.

7. Drs. Abdul Kadir Arief, as the Director of Ummul Mukminin Islamic Boarding School Makassar, who his kindness and pleasure has given permission and direction in conducting the research.
8. Sitti Daulah, S.Ag., M.Pd.I., as the Headmaster of Senior High School and also all of the staff of Ummul Mukminin Islamic Boarding School Makassar, who has given available time, guidance, and assistance during the research.
9. Walidah Munawarah, SS, as the English teacher of SMA Ummul Mukminin Islamic Boarding School Makassar, who helped the researcher and kindly has given available time, guidance, supported, and suggestion during the research and also big thanks to all the tenth grade students SMA Ummul Mukminin Islamic Boarding School Makassar in academic year 2016-2017 who gave their time so willingly to participate in her research.
10. The researcher's beloved older sisters and best friends, Ms. Kahadiyah, S.Pd., and Ms. Nurhidayah for their support, assistance, advice, suggestion, and motivation.
11. The researcher's best friends; Nur Asri, S.Pd., Fatur Rahmah, Amaliah Rezkianti, Sulasmianti Samir, S.Pd., Endang, S.Pd., Nur Afifah Rustan, S.Pd., Mawarwati, S.Pd., Nur Hamsi Annisya, S.Pd., Nur Fadhilah SM, and Dyan Elviyana Savitri HR for their sincere friendship, assistance, motivation, support, suggestion, during the writing of this thesis.

12. The researcher's beloved big family of PBI 3,4 and all the researcher's friends in PBI 2012 whom could not be mentioned one by one here. Thanks for the solidarity, sharing knowledge, time, support, and assistance during the writing of this thesis.

13. Special thanks to the best partner and time reminder, Meidy Yuhar Algifari who always accompanies, never giving up supporting, motivating, and helping the researcher.


14. All of the people around the researcher's life who could not be mentioned one by one by the researcher who has given a big inspiration, motivation, spirit and do'a for her.

The researcher realizes that, the writing of this thesis is far from perfect. Remaining errors are the researcher's own; therefore, constructive criticisms and suggestions will be highly appreciated. May all our efforts are blessed by Allah SWT. *Aamiin..aamiin..yaa..Rabbal 'aalamiin..*

UNIVERSITAS ISLAM NEGERI
ALAUDDIN
M A K A S S A R

Makassar, 25 November 2016

The Researcher,



Ninik Wahyuni Rahman
NIM. 20400112079

TABLE OF CONTENTS

	Page
COVER PAGE	i
PERNYATAAN KEASLIAN SKRIPSI	ii
PERSETUJUAN PEMBIMBING	iii
PENGESAHAN SKRIPSI	iv
ACKNOWLEDGEMENT	vii
TABLE OF CONTENTS	xi
LIST OF TABLES	xiv
LIST OF FIGURES	xv
LIST OF APPENDICES	xvi
ABSTRACT	xvii
CHAPTER I INTRODUCTION	1-8
A. Background	1
B. Research Problem	4
C. Research Objective	5
D. Research Significance	5
E. Research Scope	7
F. Operational Definition of Terms	8
CHAPTER II REVIEW OF RELATED LITERATURE	9-31
A. Review of Related Research Findings	9
B. Some Pertinent Ideas	12
1. The Concept of Writing	12
a. Definition of Writing	12
b. The Importance of Writing	13
c. Reason for Teaching Writing	13
d. Characteristics of Writing	14
e. Components of Writing	15
f. Writing Process	17
2. Media	17

3. Authentic Materials.....	18
a. Definition of Authentic Materials.....	18
b. Sources of Authentic Materials.....	18
c. Where to Get Authentic Materials.....	19
4. Literature.....	19
a. Definition of Literature.....	19
b. Types of Literature.....	20
5. Poem.....	20
6. Genre.....	21
a. Definition of Genre.....	21
b. Kinds of Genre.....	22
7. The Concept of Descriptive Text.....	24
a. Definition of Descriptive Text.....	24
b. Kinds of Descriptive Text.....	25
c. The Principle of Descriptive Text.....	25
d. Strategy in Teaching Writing Descriptive Text ..	26
e. Generic Structure and Language Features of Descriptive Text.....	27
C. Theoretical Framework.....	28
D. Hypothesis.....	31
CHAPTER III RESEARCH METHOD.....	32-46
A. Research Design.....	32
B. Research Variable.....	33
C. Population and Sample.....	34
1. Population.....	34
2. Sample.....	35
D. Research Instrument.....	36
E. Data Collection Procedure.....	36
F. Data Analysis Technique.....	37
G. Research Procedure.....	42
H. Research Setting.....	46
CHAPTER IV FINDINGS AND DISCUSSION.....	47-57
A. Findings.....	47
B. Discussion.....	54

CHAPTER V CONCLUSION AND SUGGESTION	58-59
A. Conclusion	58
B. Suggestion.....	59
BIBLIOGRAPHY.....	60-62
APPENDICES.....	63-128
CURRICULUM VITAE	



LIST OF TABLES

	Page
Table 3.1 Rubric for Assessing Writing Descriptive Text.....	38
Table 3.2 Students' Score Classification	39
Table 4.1 The Distribution of Frequency and Percentage Score of Experimental Class in Pre-test	48
Table 4.2 The Distribution of Frequency and Percentage Score of Controlled Class in Pre-test.....	49
Table 4.3 The Distribution of Frequency and Percentage Score of Experimental Class in Post-test.....	50
Table 4.4 The Distribution of Frequency and Percentage Score of Controlled Class in Post-test	51
Table 4.5 The Mean Score and Standard Deviation of Experimental and Controlled Class in Pre-test and Post-test.....	52
Table 4.6 Distribution the Value of t-Test and t-Table.....	53

LIST OF FIGURES

	Page
Figure 3.1 Research Design	32



LIST OF APPENDICES

Appendix		Page
I	The Raw Score of the Students' Pre-test and Post-test in Experimental Class	64
II	The Raw Score of the Students' Pre-test and Post-test in..... Controlled Class.....	65
III	The Mean Score of Experimental Class and Controlled Class ...	66
IV	Standard Deviation of Experimental Class and Controlled Class.....	67
V	The Significant Difference	69
VI	Distribution of t-Table	71
VII	Profile of School.....	73
VIII	Lesson Plan	76
IX	Research Instrument	103
X	Students' Answer Sheet	109
XI	Students' Attendance List.....	125
XII	Documentation.....	126

ABSTRACT

Name : Ninik Wahyuni Rahman
Reg. Number : 20400112079
Department/Faculty : English Education/ Tarbiyah and Teaching Science
Title : The Use of Poem to Improve Students' Ability in Writing Descriptive Text at the Tenth Grade of Ummul Mukminin Islamic Boarding School Makassar
Consultant I : Dr. Hj. Mardiana, M.Hum.
Consultant II : Dr. Hj. Djuwairiah Ahmad, M.Pd., M.TESOL.

This research was aimed to determine the use of poem as media to improve students' ability in writing Descriptive Text at the tenth grade of Ummul Mukminin Islamic Boarding School Makassar. The principle problem was only one that was "To what extent does poem as media improve the students' ability in writing descriptive text at the tenth grade of Ummul Mukminin Islamic Boarding School Makassar?"

The study was using quasi Experimental Design, exactly "Non-equivalent Control Group Design." The study involved 40 students, the tenth grade students in academic year 2016/2017 of SMA Ummul Mukminin Islamic Boarding School Makassar. The sample was taken by purposive sampling which consisted of 4 classes and the researcher took 2 classes as the sample. 20 students from X-MIA 3 as Experimental class and 20 students from X-MIA 2 as Controlled class. There were two variables: The independent variable of this research was Poem as Media and the dependent variable was students' writing ability in descriptive text.

The data were analyzed using descriptive statistic (frequency, mean score, and standard deviation) and inferential statistic (independent sample t-test). The research discovers that the writing ability of the tenth grade students of SMA Ummul Mukminin improved by using poem as media where the mean score through pre-test in experimental class was 50.75 while in controlled class was 50.25 and mean score through post-test in experimental class was 75.25 while in controlled class was 63.25. From the t-test, the researcher found that the value of the t-test 6.41 was greater than the t-table 2.021, ($6.41 > 2.021$). It meant that there was a significant difference between the experimental class and controlled class. Therefore, hypothesis H_0 was rejected and H_1 was accepted.

Based on the finding and discussion of the research, the researcher concluded that using Poem as media was effective to improve the students' ability in writing descriptive text and it created interesting and enjoyable learning activity.

CHAPTER I

INTRODUCTION

A. Background

Writing is one of ways used by the people to communicate all the things in their mind. People write to express their ideas, thoughts, feelings, or share information and knowledge by writing. In the process of writing, a writer explores her or his mind to find new ideas that make her writing meaningful. The ideas will be in a sentence, a paragraph and a text.

Writing as one of productive language skills trusted as an efficient learning process which utilized to communicate information, clarify thinking, and learn new concept and information. In Indonesia, writing skills became a part of curriculum especially in junior and senior high school. Even the national government made it as one of the final test for students' attainment. The curriculum in Indonesia required students to be able to write some kinds of text like recount, report, discussion, explanation, exposition, new item, anecdote, narrative, procedure, description, and review. Those are kinds of text absolutely have different function and features. By learning the texts, the students will expand their insight.

However, there are still many problems that faced by the students in writing. First, the students do not know how to develop their ideas and make it into a good sentence or paragraph. In this case, it frequently caused by two things those are: the students still lack of vocabularies and the students do not know how to begin to

write because they are difficult to think and choose appropriate words. Second, when the students write a text, they are still difficult in grammar even the tenses which used still inappropriate. For this case, it will make their text unstructured and difficult to understand it. Third, many teachers still use the conventional or traditional learning model in teaching writing. That is why the students feel bored. Those are problems that should be given a solution by the teachers. If it is allowed continuously, that is only making another problem again. Moreover, there is no enthusiastic of student's attitude to the lesson especially in writing.

The problems above are also faced by students of Ummul Mukminin Islamic Boarding School Makassar especially in the tenth grade. Based on the result of preliminary observation and interview, many students still face difficulties in writing. For example, they confused on developing paragraph based on the generic structure of the texts. Besides, they were difficult to use the tenses based on the texts require.

Glance at this case, writing descriptive text is one of the difficulties which are faced by the students. Descriptive text is a kind of text which describes the characteristics of something, person, place, object or event. Droga and Humphrey in Annisa (2014) stated that descriptive text has certain generic structure and language features. The generic structure consists of definition and identification. Whereas, the language features consist of three things. The first one, descriptive text is focuses on specific participant. The second one, descriptive text uses simple present tense. The

last one, descriptive text uses adjective and adverb. Those rules were being one of the problems for the students. They confused to follow the rules of descriptive text. The fact, they did not what should to write in the part of paragraph of definition and identification. Moreover, the students were difficult in organizing and developing their description about an object. For this case, the teachers rarely in using appropriate media in helping the students to describe an object in the class. Even, they only relied on the textbook. As a result, the students got stuck in writing descriptive text even they were not eager to learn and they had low motivation to act.

Based on the problems found above, one of the elements that have more roles was the teachers. The teachers need to find and use appropriate media to help the students in writing descriptive text. Naz in Annisa (2014) states media are the means for transmitting or delivery messages. In teaching learning perspective, media are used to deliver content to the learners for achieving effective instruction. In this case, the use of media in teaching-learning process is needed to attract students' attention and to make teaching-learning activities more interesting and effective.

Thus, it is interesting to conduct a research using Poem as a solution for the teachers to overcome the students' problem in writing descriptive text especially for the tenth grade of Ummul Mukminin Islamic Boarding School Makassar. This research used poem as media to improve students' ability in writing descriptive text. Poem included as one of the components of literature. Allyn and Bacon in Wuryani

(2011) who states that poem is one of the three major components of literature: prose, poem, and plays. So did literature included as a part of authentic materials. In a review of research about Authentic Materials written by Su (2007, p:173), it said that authentic materials that can be used in ESL classroom include: poetry, greeting cards, postcards, banners, posters, bookmarks, speed reading, verse memorization, the Bible and other religious materials, and excellent American teachers. While the researcher agreed that Poem also can be a powerful tool to begin in helping English language learners gain access to the text. Poem as one of authentic materials suits to improve students' ability in writing descriptive text. By using poem as media, it can guide the students how to describe the characteristics of an object. Not only that but also they can learn the meaning of vocabularies especially about noun, adjective, adverb or compound adjective. That is why this media is really interesting to use. In other words, it could help the teachers to overcome the students' problem in writing descriptive text and created interesting and enjoyable learning activity.

Based on the aforementioned explanations above, the researcher intended to conduct an experimental research entitled: "The Use of Poem to Improve Students' Ability in Writing Descriptive Text at the Tenth Grade of Ummul Mukminin Islamic Boarding School Makassar".

B. Research Problem

Look at the previous background, lack of innovation of learning model used by the teacher especially at Ummul Mukminin Islamic Boarding School Makassar in

teaching descriptive text was the main problem. Here, this research used poem as media was directed to improve the students' ability in writing descriptive text. In order to elaborate the main problem, the research problem was "To what extent does poem as media improve the students' ability in writing descriptive text at the tenth grade of Ummul Mukminin Islamic Boarding School Makassar?"

C. Research Objective

This research aimed to improve the students' ability in writing descriptive text at the tenth grade of Ummul Mukminin Islamic Boarding School Makassar. The specific objective of this current research was "To find out the improvement of the students' ability in writing descriptive text by using poem as media at the tenth grade of Ummul Mukminin Islamic Boarding School Makassar".

D. Research Significance

This research contributed significance both theoretically and practically. It may contribute and become the benefits for all the people especially whom work around education.

1. Theoretical Significance

This research can be used to give an empirical evidence about implementation theory based on the problems in teaching writing descriptive text by using Poem as media. Through Poem as media toward the teaching and learning process was expected effective to improve the students' writing ability

especially in writing descriptive text through appropriate behavior in learning activities. By provide some of simple poem about a thing, animal, and people it can guide the students in writing descriptive text.

2. Practical Significance

There are many practical significances of the research which can be useful for the researcher, students, teachers, and for the next researchers. First, for the researcher, by doing this research she can study many things and get more information to identify the students' problem especially in writing descriptive text. Besides, she gets new experience and knowledge for the future in her life. Second, for the students, this research will give one of measure to solve their problem in writing descriptive text. Moreover, the students can know the meaning of vocabularies and learn to identify characteristics of an object. Third, for the teachers, this research will give meaningful information about the usefulness of Poem as one of authentic materials that suitable used in teaching descriptive text. By using poem as media, it will be a measure of the teachers to overcome the problems faced by their students. In addition, the result of this research is expected to give a feedback for the teachers in teaching process so that they could be more creative in using a good way in teaching learning process. Fourth, for the next researchers, this research can be a reference for their further studies on a similar topic. Also, it is expected to give them meaningful

information and motivation to use another innovative of learning model for their research.

E. Research Scope

To make this research clearer and specific, the scope of this research limited to using poem as part of authentic materials used as media to improve students' ability in writing descriptive text. Here, the students trained to identify the characteristics an object in a poem then they describe it. The researcher provided some poems. The poems were about a thing, animal, and people. Poem media that were used here namely a simple poem without using high words or languages.

On the students' test, the researcher focused on identifying the generic structure and language features of an animal. The generic structure: identification (mention the name of the object, etc.) and description (describe the characteristics of the object). The language features: the usage of present tense, adjective, adverb or compound adjective. The aspects of writing that would be assessed were the content, organization, grammar, vocabulary, and mechanics.

For the place, the research would be conducted at Ummul Mukminin Islamic Boarding School Makassar. For the subjects, the researcher chose the tenth grade students (SMA) of Ummul Mukminin Islamic Boarding School Makassar in academic year 2016/2017. The method that would be used in this research was Quasi-Experimental Design, Non-equivalent Control Group Design.

F. Operational Definition of Terms

In order to avoid any misunderstanding about the research also to provide clear information about what this research concerned, the researcher would like to present some main terms of this research, they are: Poem and Students' Writing Ability in Writing Descriptive text.

1. Poem

Poem as one of authentic materials was conducted as a media for the students in writing descriptive text. Poem media here means to guide the students to describe an object. Through poem, the students are trained to describe the characteristics an object by adjusting its generic structure and the generic features.

2. Students' Writing Ability in Writing Descriptive Text

Writing ability here means how the students capable of describing an object with stay to keep the rules of descriptive text well. To describe people, animal, thing, or place, the students should to describe based on its generic structure and language features. The generic structure: identification (mention the name of the animal, etc.) and description (describe the characteristics of the animal). The language features: the usage of present tense, adjective, adverb or compound adjective. On the students' test only focus on describing an animal (a pet), so the assessment focus on identifying the generic structure and language features of an animal.

CHAPTER II

REVIEW OF RELATED LITERATURE

This chapter is divided into four main sections, namely review of related research findings, some pertinent ideas, theoretical framework, and hypothesis.

A. Review of Related Research Findings

Deswita (2014) in her research entitled: "Teaching Writing a Descriptive Text by Using the Bio-Poems Strategy to Junior High School Students", it was concluded that the strategy used by her can minimize the students' difficulties in writing descriptive text. The use of bio-poems strategy in teaching writing a descriptive text is considered effective in helping the students to organize and generate a lot of ideas to write about an object. The strategy also very helpful and also motivates the students in writing descriptive because it makes them more enthusiastic and enjoyable in learning.

Masood (2013) in his research entitled: "Exploiting Authentic Materials for Developing Writing Skills at Secondary Level" (An Experimental Study). In his research was concluded that he found all the students and the teachers taking a lot of interest, as it was something new for them. They found it easy to write after having a deep and keen look at these pieces/excerpts of authentic materials. These set their minds working and planning on a variety of topics. It was easy for them to choose the topic of their interest. The classroom becomes a happy place to them.

Wahyuni (2014) in her research entitled: "The Effectiveness of Teaching Writing Descriptive Text Using Cinquain Poetry". She concluded that teaching descriptive text using Cinquain poetry was proved to be an effective medium at Senior High School. Once the students follow the phase of writing process, they found the easiness in writing descriptive text. The students successfully enriched their vocabularies. They become more aware of the use of punctuations and words spelling on their writing. Besides, they also could connect their ideas while they were writing their text and it gives the appropriate feedback toward the classroom discussions. In addition, the researcher also observed the students during the process of learning in order to find out students' response toward the Cinquain poetry technique. Thus, the teaching writing descriptive text using Cinquain poetry was proved to be an effective medium at Senior High School.

Hiew (2010) in his research entitled: "The Effectiveness of Using Literature Response Journal to Improve Students' Writing Fluency" (A Quasi-Experimental Approach) was concluded that the purpose of his research project was to know the effectiveness of using literature response journal in improving students' writing fluency and literature comprehension. Based on the seven-day journal entries, there was an increase in students' total word count and the paired sample t-test showed a significant difference between the total word count on Day 1 ($M = 111.93$, $SD = 48.93$, $n = 30$) and Day 7 ($M = 152.13$, $SD = 88.78$, $n = 30$) of using the literature response journal, $t(29) = -2.74$, $p = .010$ (significant at $p < .05$). As the result of his

research, he found that the literature response journal can indeed help improve students' writing fluency when it is practiced on a daily basis.

Yuharman (2013) in his research entitled: "Teaching Descriptive Text by Combining Biopoem Strategy and Sentence Combining Strategy at Junior High School", was concluded that purpose of Biopoem Strategy was to give a chance for students to display their knowledge about something. The purpose of Biopoem Strategy was to demonstrate the students' knowledge about people that they know. It meant that the purpose of Biopoem was to lead students in showing how good their understanding about someone that they know. The purpose of Sentence Combining Strategy was to facilitate students to increase their ability in writing. It was supported by Johnson in Yuharman (2013) that Sentence Combining Strategy helps students develop sentence level maturity in their writing. It meant that through Sentence Combining Strategy, students will learn optimally related to how to write down sentence or text in a right way. It was concluded that combining of the strategy could help the teacher in leading students to write down a description about someone. Someone refers to students themselves, friends, parent, teachers, and famous people. Moreover, students will be easy to organize their thinking when they write.

Based on the reviews of related research findings above, it was concluded that poem as one of kind of literature had much usefulness such as it could be used to improve students' writing ability especially in writing descriptive text. From

aforementioned reviews, they had similarity with this research because all of the research intended to improve students' writing ability. Some of studies above utilized poem as part of literature which used as one of creative way to improve students' ability in writing descriptive text. Thus, in contrast, this research was different because the poem here as a part of authentic materials was used as media, whereas some of them utilized poem as technique and strategy which have certain outlines. However, the result of each study very helpful and motivated the students in writing descriptive text. Moreover, it made them more enthusiastic and enjoyable in learning.

B. Some Pertinent Ideas

1. The Concept of Writing

a. Definition of Writing

According to Gould in Purnomo (2014) states that writing is an effort to create a dialogue with the readers. It is a way or process of discovery and developing our responses to an event, test or situation.

Oshima and Hogue in Nasmawati (2014) described that writing is a progressive activity. It means that when you first write something down, you have already been thinking about what you are going to say and how you are going to say it. Then after you have finished writing, you read over what you have written and make changes and correction. Therefore, writing is never a one-step action. It is process that has several steps.

Linse in Ambarawati (2014) also stated that writing is a combination of process and product of discovering ideas, putting them on paper and working with them until they are presented in manner that is polished and comprehensible to readers.

b. The Importance of Writing

Nowadays, people recognize more and more the importance of writing. Adelstein and Prival in Nasmawati (2014) expressed that in all subject in our life or in all professions, the ability to write to express oneself clearly is an essential basic for success. Adelstein said "As soon as you move one step up from the bottom, your effectiveness depends on your ability to reach other through the spoken or written language". The usefulness of writing expressed as follow:

- 1) Writing is tool for discovery. We stimulate our thought process by unconscious mind.
- 2) Writing generates new ideas by helping to make connection and see the relationship with other aspect.
- 3) Writing helps us to absorbs and process information.
- 4) Writing enables us to solve problems into written form we can examine and manipulate them.

c. Reason for Teaching Writing

Harmer in Purnomo (2014) states that the reason for teaching writing to students of English as a foreign language include reinforcement, language

development, language style, and most importantly writing as a skill in its own right.

d. Characteristics of Writing

There are some characteristics of the good writing as Adelstein and Prival in Nasmawati (2014) said as follow:

- 1) Good writing reflects the writers' ability to use the appropriate voice. Even though all good writing conveys the sounds of someone talking else, the voice heard though the writing must also suit purpose and audience of the occasion.
- 2) Good writing reflects the writers to recognize the material into coherent whole so that it moves logically from a central, dominant idea to supporting points and finally to a consistent ending, conveying to the reader sense of a well thought out plan.
- 3) Good writing reflects the writers' ability to write clearly and unambiguously to use sentence structure, language, for example so that one possible meaning is writers' intended one.
- 4) Good writing reflects the writers' ability to write the reader interest in the subject and to demonstrate a thought and a sound understanding of it.
- 5) Good writing reflects the writers' ability to citizens the first draft and receive it. Revision is the key of effective writing.

- 6) Good writing reflects the writers' pride in the manuscript the willingness to spell and punctuate accurately and to check the meaning and the grammatical relationship within the sentence before submitting the finished product to the structure of an audience.
- 7) Writing down ideas allows as distancing ourselves from them.
- 8) Writing helps us to absorb and process information when we write a topic, we learn it better.
- 9) Writing enables us to solve the problem by putting the element of them into written form; we can examine and manipulate them.
- 10) Writing on a subject makes us active learners rather those passive learners of information.

e. Components of Writing

There are five significant components of writing according to Jacob in Indrayani in Sulistiana (2013) they are content, organization, vocabulary, language use, and mechanics.

1) Content

Content of writing should be clear for the readers so that the readers can understand the message conveyed and get information from it. In order to have a good content of writing, the content should be well unified and completed. This term is usually known as unity and completeness which become the characteristic of the good writing.

2) Organization

In organization, the writing concerns with the ways the writer to arrange and organize the ideas or the messages in the writing. Organizing the material in writing involves coherence, order of importance, and general to specific, specific to general, chronological order that happened from the beginning to the end.

3) Vocabulary

The effective use words will always result good writing both specific and technical writing, the dictionary is very considerable vocabulary is one in writing. To express ideas we always deal with vocabulary. The lack of vocabulary makes it difficult to express idea.

4) Language use

Language use in writing description and other form of writing involves correct language and point of grammar. An adequate grammar should be one that is capable of producing grammar. We should not able to do anything more than utter separate items of language function and also grammar can help the students to improve the use of formal language.

5) Mechanics

There are at least two parts of mechanic in writing, namely punctuation and capitalization. Punctuation is important as the way to clarify meaning in English writing capital letters have to participles. First, they are used to

distinguish between particular and proper things. Second, it is used as first word in quotations, a formal statement and proper adjective.

f. Writing Process

Langan in Purnomo (2014) divides writing process into four parts, they are:

1) Pre-writing

There are four prewriting techniques that will help to think and develop a topic and get words. They are free writing, questioning, making a list, and preparing a scratch outline.

2) Writing

Be prepared to put in additional thoughts and details that did not emerge during prewriting.

3) Revising

Revising means rewriting an essay, building on what has already been done to make it stronger. There are three stages to the revising process: revising content, revising sentence and editing.

4) Editing

After revising for the content and style, the next step is editing for error grammar, punctuation and spelling.

2. Media

Media is very important in teaching learning process to help students to become active. "A medium is any person, material or event that establishes

condition, which enable learners or students to acquire knowledge, skill that attitudes”.

Naz in Annisa (2014) stated media are the means for transmitting or delivery messages. In teaching learning perspective, media are used to deliver content to the learners for achieving effective instruction.

3. Authentic Materials

a. Definition of Authentic Materials

Authentic Materials: An Overview by Alejandro G. Martinez in Nur Fitriani (2009) deals with the term authentic materials itself and with advantages and disadvantages of their use as well as possible sources of them.

Authentic materials: “Sometimes called “authentic” or “contextualized”, real-life materials are those that a student encounters in everyday life but that weren’t created for educational purposes. They include newspapers, magazines, and Web sites, as well as driver’s manuals, utility bills, pill bottles, and clothing labels.” Martinez, Alejandro G. in Nur Fitriani (2009).

b. Sources of Authentic Materials

Martinez in Nur Fitriani (2009) stated that in today’s globalized world, examples abound, but the most commonly used perhaps are: Newspapers, menus, magazines, the Internet, TV programs, movies, CDs, songs, brochures, comics, literature (novels, poems and short stories), catalogues, leaflets, tickets, postcards, bills, receipts, wrappings, recipes, business cards, labels, stamps, etc.

According to Su (2007 p:173) authentic materials that can be used in ESL classroom include: poetry, greeting cards, postcards, banners, posters, bookmarks, speed reading, verse memorization, the Bible and other religious materials, and excellent American teachers.

c. Where to Get Authentic Materials

- The Internet and Library

There is usually an English department in every city or university library. There can be found not only books, but also magazines and music.

- A foreign country

When visiting an English speaking country, one should think about the great opportunity to get authentic materials.

4. Literature

a. Definition of Literature

"Literature is literally "acquaintance with letter" as in the first sense given in the Oxford English Dictionary (from the Latin is littera meaning "an individual written character (letter)"). The terms has generally come to identify a collection of texts or work of art, which in Western culture are mainly prose, both fiction and non-fiction, drama and poetry. In much, if not all of the world, texts can be oral as well, and include such genres as epic, legend, myth, ballad, plus other forms of oral poetry, and the folktale." Ecrivain in Wuryani (2011).

“Written material such as poetry, novels, essays, etc, esp. works of imagination characterized by excellence of style and expression and by themes of general or enduring interest.” Encyclopedia in Wuryani (2011).

b. Types of Literature

Literature falls into two major types that are written and oral literature. Oral literature includes ballads, myth, jokes, folktales and fables, whereas written source has drama, novel, poetry and nonfictional literature.

The kinds of fictional literature are: drama, prose literature, myth, short story, novel, folk tale, and poetry. Poetry is the spontaneous overflow of powerful feelings recollected in the tranquility. Poetry consists of 7 kinds, that is: 1) Sonnet, 2) Ballad, 3) Elegy, 4) Ode, 5) Allegory, 6) Epic and Mock epic, and 7) Lyric.

The kinds of nonfiction literature are: 1) Autobiography and biography, 2) Essay, 3) Literary criticism, 4) Travel literature, 5) Diary, 6) Journal, 7) Newspaper, and 8) Magazine.

5. Poem

According to Allyn and Bacon in Wuryani (2011) stated that poem is one of the three major components of literature: prose, poem and plays. Poem is enjoyable for students of all ages. It entrances students' development of literacy. Teachers and librarians can entice students into a lifelong love for poem through making available a well balanced collection of poem book and through proving many experiences with poem.

“Definition of poem is an imaginative awareness of experience expressed through meaning, sound, and rhythmic language choices so as to evoke an emotional response. Poem has been known to employ meter and rhyme, but this is by no means necessary. Poem is an ancient form that has gone through numerous and drastic reinvention overtime. The very nature of poem as an authentic to define.” Contemporary lit. in Wuryani (2011).

6. Genre

a. Definition of Genre

Hyland in Sari (2013) stated that the term “genre” is used to refer to particular text types. It is a type or kind of text defined in terms of its social purposes, also the level of context dealing with social purpose. Genre is a term for grouping texts together, representing how writers typically use language to respond to recurring situations.

Jane Feuer in Sari (2013), a genre is ultimately an abstract conception rather than something that exists empirically in the world. A genre develops according to social conditions; transformations in genre and texts can influence and reinforce social conditions. Thwaites et.al. in Sari (2013).

b. Kinds of Genre

According to Gerrot & Wignell in Sari (2013) stated that there are many kinds of genres (text types). They are:

a) Spoof

Spoof is a kind of genre that has social function to retell an event a humorous twist.

b) Recount

Recount is a kind of genre that has social function to retell event for the purpose of informing and entertaining.

c) Report

Report is a kind of genre that has social function to describe the way things are with reference to range of natural, man-made and social phenomena in our environment.

d) Analytical Exposition

Analytical exposition is a kind of genre that has social function to persuade the reader or listener that something is the case.

e) Anecdote

Anecdote is a kind of genre that has social function to share with others or listeners and account of an unusual to amusing incident.

f) Narrative

Narrative is a kind of genre that has social function to amuse, entertain and to deal with actual or vicarious experience in different ways. Narratives deal with problematic events which lead to crisis or turning point of some kinds, which in turn finds a resolution.

g) Description

Description is a kind of genre that has social function to describe a particular person, place, or thing.

h) Hortatory Exposition

Hortatory Exposition is a kind of genre that has social function to persuade the reader or listener that something should not be the case.

i) Explanation

Explanation is a kind of genre that has social function to explain the process involved in the formation or working of natural or socio cultural phenomena.

j) Review

Review is a kind of genre that has social function to critique an art work event for a public audience.

k) Discussion

Discussion is a kind of genre that has social function to present (at least) two points of view about an issue.

l) Procedure

Procedure is a kind of genre that has social function to describe how something is accomplished through a sequence of actions or steps.

m) News Item

News item is a kind of genre that has social function to inform reader, listener, viewers about events of the day which are considered newsworthy or important.

7. The Concept of Descriptive Text

a. Definition of Descriptive Text

According to Anderson and Anderson in Zahara (2014), descriptive text or description describes a particular person, place, or thing. Its purpose is to tell about the subject by describing its features without including personal opinions. Besides, the word descriptions from two words: Scriber, meaning "to write" and de, meaning "down" or "about". There is a hint in the describing you will follow the outline of an object visually and then write it down or "draw" it in word.

Kane in Nasmawati (2014) stated that "description is about sensory experience how something looks, sounds, tastes. Mostly is about visual experience, but description also deals with other kinds of perception." Gerot and Wignell in Sari (2013) also defined that "descriptive text is kind of text which is aimed to describe a particular person, place or things.

b. Kinds of Descriptive Text

As a concept of writing, Pardiyo in Nasmawati (2014) identified descriptive text into three kinds, they are describing place, people, and thing.

- 1) Describing Place, description of place is a text that describes the place looks, such as the condition, the situation, etc.
- 2) Describing People, description of place is a text that describes the person looks, such as the face, body, etc.
- 3) Description Thing, description of place is a text that describes the thing looks, such as the condition, the function, etc.

c. The Principle of Descriptive Text

Nasmawati (2014) said that there are three characteristic of a purely descriptive essay which is worthy of remembering, they are:

- 1) A descriptive essay has one, clear dominant impression. If, for example you are describing a snowfall, it is important for you to decide and let your reader know if it is threatening or lovely; in order to have one dominant impression it cannot be both. The dominant impression guides the author's selection of detail and thereby made clear to the reader in the thesis sentence.
- 2) A descriptive essay can be objective or subjective, giving the author a wide choice of tone, diction and attitude. For instance, an objective description of one's dog would mention such facts as weight, height, coloring and so

forth. A subjective description would include the above detail, but would also stress the author's feeling toward the dog, as well as its personality and habits.

- 3) The purpose of purely descriptive essay is to involve the reader enough so he or she can actually visualize the things being described. Therefore, it is important to use specific and concrete details.

d. Strategy in Teaching Writing Descriptive Text

In writing descriptive text, as the writer we have to know those strategies in writing descriptive text. Pardiyono in Nasmawati (2014) stated that there are some strategies in writing descriptive text, they are:

- 1) Trying giving all detail first, the dominant impression then is built from these details.
- 2) Checking your details to be sure that they are consistent with the dominant impression. You might even want to write down the five senses on a scratch piece of paper and check to see that you have covered them all.
- 3) Trying moving you reader through space and time chronologically. For instance, you might want to describe the train ride from start to destination, or a stream from its source to the points at which it joins the river.
- 4) Using a then-and-now approach to show decay, or improvement. The house where you grew up might now be rambling shack. The variations on these strategies are endless.

- 5) Selecting an emotion and try to describe it. It might be more difficult started, but it can be worthwhile.

e. Generic Structure and Language Features of Descriptive Text

Droga and Humphrey in Annisa (2014) stated that descriptive text has certain generic structure and language features. The generic structure consists of definition or identification and description.

- 1) Identification: the part of paragraph that introduces the character.
- 2) Description: the part of paragraph that describes the character.

Whereas, the language features consist of three things. The first one, descriptive text is focuses on specific participant. The second one, descriptive text uses simple present tense. The last one, descriptive text uses adjective and adverb.

The example of Descriptive Text:

My Pet	
Identification	I have a pet. It is a dog, and I call it Brownie because the color is brownish yellow.
Description	Brownie is a Chinese breed. It is small, fluffy and cute. It has got thick brown fur. When I cuddle it, the fur feels soft. Brownie does not like bones. Every day it eats soft food like steamed rice, fish or bread. Every morning I give her milk and bread. When I am at school, Brownie plays with my cat. They get along well, and never fight maybe because Brownie does not bark a lot. It treats the other animals in our house gently, and it never eats shoes. Brownie is really a sweet and friendly animal.

C. Theoretical Framework

The researcher delivered about experimental research to find out the improvement of the students' ability in writing descriptive text by using poem as media. It is well known that writing descriptive text included as one of the learning material especially in English subject. It means that students should be able to learn how to write a descriptive text well and structured. In this case, writing descriptive text students not just enough to make one, two, or more paragraph about something but they have to observe the element in descriptive text. The element in descriptive text namely generic structure and language features. The generic structure consists of definition or identification and description. Whereas, the language features consist of three things. The first one, descriptive text is focuses on specific participant. The second one, descriptive text uses simple present tense. The last one, descriptive text uses adjective and adverb.

However, the problems faced by the students based on the result of preliminary observation and interview, many students difficulty in writing descriptive text. For example, they confused on developing paragraph based on the generic structure of the texts. Besides, they difficult used the tenses based on the texts require. They did not know the rules of descriptive text. Glance at this case, the students difficult in organizing and developing their description about an object because the teachers rarely in using appropriate media in the class. Even, they only

relied on textbook. As a result, the students got stuck in writing descriptive text even they were not eager to learn and they have low motivation to act.

In teaching writing especially writing descriptive text, teachers should use various ways in the class to make teaching-learning activities more interesting and effective. One of creative ways of the teachers in helping them in teaching writing are they often using media in the class. Naz in Annisa (2014) states media are the means for transmitting or delivery messages. In teaching learning perspective, media are used to deliver content to the learners for achieving effective instruction. In this case, the use of media in teaching-learning process is needed to attract students' attention and to make teaching-learning activities more interesting and effective.

According to Morrow in Stange and Susan (2008), poetry is one of many useful mediums for improving literacy. Parr & Campbell; Routman in Stange and Susan (2008) also said that poetry also inspires thought and supports early success with literacy.

Allyn and Bacon in Wuryani (2011) also stated poem is one of the three major components of literature: prose, poem and plays. Literature include as a part of authentic materials. According to Martinez in Nur Fitriani (2009) the sources of authentic materials are: newspapers, menus, magazines, the Internet, TV programs, movies, CDs, songs, brochures, comics, literature (novels, poems and short stories), catalogues, leaflets, tickets, postcards, bills, receipts, wrappings, recipes, business cards, labels, stamps, etc. "Authentic texts can be motivating because they are proof

that the language is used for real-life purposes by real people.” Nuttall in Berardo (2006).

Thus, poem as one of authentic materials conducted as a media for the students in writing descriptive text. Poem media intended to guide the students to describe an object. Through poem media, the students trained to describe the characteristics an object by adjusting its generic structure and the generic features. Besides, by employing poem as media, they can learn many vocabularies especially about adjective, adverb or compound adjective when they explore poem media. Addition, it trained them more creative writing and thinking. In other words, it can help the teachers to overcome the students’ problem in writing descriptive text and create interesting and enjoyable learning activity.

Maher in Kirkgoz (2008) defined poems provide a stimulus and can serve as a good model for creative writing. As students explore poems, each can discover useful ideas for creative writing. It has been confirmed by Collie and Slater in Kirkgoz (2008) that “using poetry in the language classroom can lead naturally on to freer and creative written expression”.

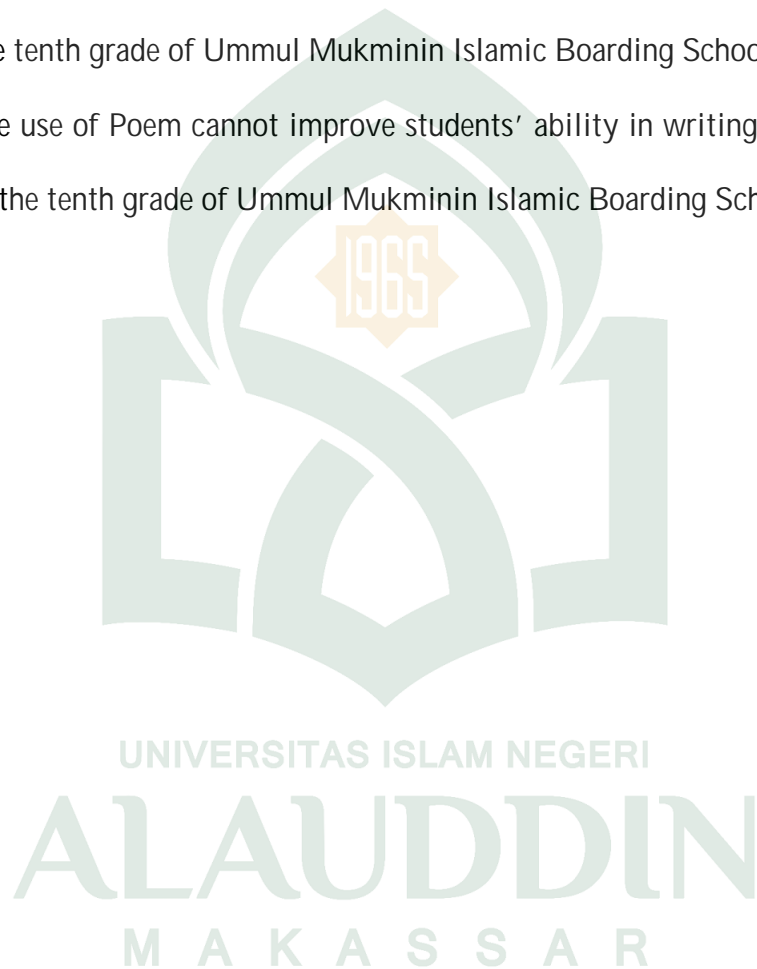
In conclusion, it was assumed that poem as one of authentic materials could be used in which provide a stimulus as a good model in teaching writing especially to help the students’ problem in writing descriptive text. So, through poem media it could be helpful and motivate the students in writing descriptive and makes them more enthusiastic and enjoyable in learning.

D. Hypothesis

Based on the discussion above, this was the hypotheses which can be answered by this research, as follows:

H₁: The use of Poem can improve students' ability in writing descriptive text at the tenth grade of Ummul Mukminin Islamic Boarding School Makassar.

H₀: The use of Poem cannot improve students' ability in writing descriptive text at the tenth grade of Ummul Mukminin Islamic Boarding School Makassar.



CHAPTER III
RESEARCH METHOD

This chapter deals with research design, research variable, population and sample, research instrument, data collection procedure, data analysis technique, research procedure, and research setting.

A. Research Design

The research was conducted with Quasi-Experimental Design exactly Non-equivalent Control Group Design. The nonequivalent control group design may be extended to include more than two groups (L. R. Gay, p: 258). In this method, there were two classes, which were experimental class and controlled class. In the experimental class used poem media along with pre-test and post-test whereas in the controlled class taught as usual also conducted pre-test and post-test. Thus, the researcher wants to know whether utilizing poem give the significant effect to improve students' ability in writing descriptive text or not.

This is a model of Quasi-Experimental Design, exactly Non-equivalent Control Group Design.

Figure 3.1 Research Design

E	O ₁	X	O ₂
—————			
C	O ₃		O ₄

(Sugiyono, 2015: p.116)

Where:

E : Experimental class

C : Controlled class

O₁ : Pre-test (in experimental class)

O₃ : Pre-test (in controlled class)

X : Treatment for experimental class by using poem as media

O₂ : Post-test (in experimental class)

O₄ : Post-test (in controlled class)

Based on the explanation above, there were two classes which were divided into experimental class and controlled class. Both of them did pre-test (O₁ and O₃). The pre-test was given in order to get to know students' prior knowledge before the treatment. Next, the treatment (X) would be applied to the experimental group by using poem as media and post-test (O₂ and O₄) was given to both groups. Post-test was applied in order to know students' achievement of the two classes. The score of both groups were compared to see the improvement.

B. Research Variable

Variable according to F. N. Kerlinger in Arikunto (2013) stated that variable is a concept as well as men in the concept of sex and conviction in the concept of consciousness. Well, in this research, there were two variables that consist of independent and dependent variable. According to the title of this research namely "The Use of Poem to Improve Students' Ability in Writing Descriptive Text at the

Tenth Grade of Ummul Mukminin Islamic Boarding School Makassar”, the two variables were:

1. Independent Variable

The independent variable (X) was the use of Poem as media. It had given effect toward dependent variable. It showed how the use of poem as media used as a treatment could improve students’ ability in writing descriptive text.

2. Dependent Variable

The dependent variable (Y) was students’ writing ability in descriptive text. The dependent variable was affected by independent variable. It showed how the result of students’ writing ability in descriptive text by using poem as media, then showed whether improve or not.

- C. Population and Sample

1. Population

Population is the subject of the research overall (Arikunto, 2013 p: 173). The population of this research was the tenth grade students (SMA) of Ummul Mukminin Islamic Boarding School Makassar in academic year 2016/2017. The total numbers of population were 129 students which consist of 4 classes; X-MIA 1, X-MIA 2, X-MIA 3, and X-IIS.

2. Sample

Sample is partially or the representative of the population studied (Arikunto, 2013 p: 174). Technique of sampling that used in this research was purposive sampling. The researcher took two classes as the sample to get representative data and only took 20 students from class X-MIA 3 as experimental class and 20 students from class X-MIA 2 as controlled class.

There were some reasons why the researcher used purposive sampling. The first reason, the researcher could not conduct this research during the class because the research was conducted in the early odd semester whereas the students had not study about descriptive text in the first meeting. So, the researcher had to take time after class. The second reason, the researcher chose an Islamic Boarding School as the place to conduct her research. Look at the previous experience of the researcher, the daily activity of the students almost full in a day. It is because they always have an extra or addition classes after midday pray namely Takhassus. Moreover, at that time, they followed Olympiad for a few days and every day the four classes have different time to study. It meant the availability time of the students rather difficult to be conditioned. Those were reason why the researcher used purposive sampling. Thus, in order to abridging the researcher conducting this research, she only took 20 students from class X-MIA 3 as experimental class and 20 students from class X-MIA 2 as controlled class.

D. Research Instrument

The instrument that used to collect data of this research was achievement test. The achievement test was a written test that systematically measured by a directive of rubric of writing descriptive text. The writing test was about describing an animal in the picture. The instrument was measuring students' ability in writing descriptive text in both experimental class and controlled class. The function of pre-test was intended to know the prior knowledge or ability of the students in writing descriptive text before giving treatment (using poem media) while the post-test was to know the improvement of the students' ability in writing descriptive text after giving treatment (using poem media). The pre-test and post-test that was conducted almost same in order to avoid the bias level of the research.

E. Data Collection Procedure

Before conducting the research, the researcher made a design of implementation in collecting data which covered as follows:

1. Preparation

The researcher prepared some of simple poem for the experimental class (for treatment process), rubric of writing of descriptive text, list of attendance and making a lesson plan.

2. Pre-test

The pre-test was conducted in the two classes that had been chosen. In pre-test, the researcher was intended to know the prior knowledge or ability of

the students in writing descriptive text before giving treatment. The kind of test was writing test which the material was about describing an animal in a picture.

3. Treatment

After giving the pre-test, then the treatment was given to the experimental class. Here, the researcher used poem as media. The researcher provided some poems. The poems were about a thing, animal, and people. The students trained to identify the characteristics an object on each poem then they described it by adjusting its generic structure and language features. The treatment was given for at least eight meetings by conducting poem media in the class, while the controlled class received treatment by using conventional model (different way).

4. Post-test

After giving the treatment, post-test conducted of the two classes. The post-test was almost same in the pre-test before. Then, it assessed by using rubric of writing of descriptive text.

F. Data Analysis Technique

The data are obtained through the pre-test and post-test. The researcher used the procedures as follows:

1. Scoring category of the students' pre-test and post-test by using scoring rubric items as follows:

Table 3.1 Rubric for Assessing Writing Descriptive Text

Aspect	Score	Performance Description
Content (C) 30% - Topic - Details	4	The topic is complete and clear and the details are relating to the topic
	3	The topic is complete and clear but the details are almost relating to the topic
	2	The topic is complete and clear but the details are not relating to the topic
	1	The topic is not clear and the details are not relating to the topic
Organization (O)20% - Identification - Description	4	Identification is complete and descriptions are arranged with proper connectives
	3	Identification is almost complete and descriptions are arranged with almost proper connectives
	2	Identification is not complete and descriptions are arranged with few misuse of connectives
	1	Identification is not complete and descriptions are arranged with misuse of connectives
Grammar (G) 20% - Use Present Tense - Agreement	4	Very few grammatical or agreement inaccuracies
	3	Few grammatical or agreement inaccuracies but not affect on meaning
	2	Numerous grammatical or agreement inaccuracies
	1	Frequent grammatical or agreement inaccuracies
Vocabulary (V) 15%	4	Effective choice of words and word form
	3	Few misuse of vocabularies, word forms, but not change the meaning
	2	Limited range confusing words and word form
	1	Very poor knowledge of words, word forms, and not understandable

Mechanics (M) 15% - Spelling - Punctuation - Capitalization	4	It uses correct spelling, punctuation, and capitalization
	3	It has occasional errors of spelling, punctuation, and capitalization
	2	It has frequent errors of spelling, punctuation, and capitalization
	1	It is dominated by errors of spelling, punctuation, and capitalization

(Brown, 2007)

2. Calculating the students' score per person by using the following formula:

$$\text{Score} = \frac{\text{Students' Correct Answer}}{\text{Total Number of Items}} \times 100$$

(Depdikbud in Nur in Rustan, 2016)

3. Classifying the students' scores by using the following scale:

Table 3.2 Students' Score Classification

No.	Score	Criteria	Note
1.	85-100	Excellent	The students get the excellent criteria score in every category
2.	70-84	Good	The students get the good criteria score in every category
3.	55-69	Fair	The students get the fair criteria score in every category
4.	40-54	Poor	The students get the poor criteria score in every category
5.	0-39	Very Poor	The students get the score under the poor criteria in every category

(Syarif, 2010)

4. Calculating the mean score of the students' answer by using the following formula:

$$\bar{x} = \frac{\sum x}{N}$$

(Gay, 2006 p: 320)

Where: \bar{x} = Mean score

$\sum x$ = Sum of all scores

N = Total number of the subjects

5. Finding out the standard deviation by applying the following formula:

$$SD = \sqrt{\frac{SS}{N}} \quad \text{where } SS = \sum X^2 - \frac{(\sum X)^2}{N_1}$$

(Gay, 2006 p: 321)

Where: SD = Standard deviation

SS = The sum of square

N = Total number of the subjects

x^2 = The sum of all square; each score is squared and all the squares are added up.

$(\sum x)^2$ = The square of the sum; all the scores are added up and the sum is square, total.

6. Calculating percentage in students' score by using the following formula:

$$P = \frac{F}{N} \times 100\%$$

(Depdikbud in Nur in Rustan, 2016)

Where: P = Rate percentage
 F = Frequency of the correct answer
 N = the total number of students

7. Finding out the differences between students' score in pre-test and post-test by applying the following formula:

$$t = \frac{\bar{x}_1 - \bar{x}_2}{\sqrt{\left(\frac{SS_1 + SS_2}{n_1 + n_2 - 2}\right) \left(\frac{1}{n_1} + \frac{1}{n_2}\right)}}$$

(Gay, 2006 p: 349)

Where: t = Test of significance
 \bar{x}_1 = Mean score of experimental group
 \bar{x}_2 = Mean score of controlled group
 SS_1 = Sum square of experimental group
 SS_2 = Sum square of controlled group
 n_1 = Number of students of experimental group
 n_2 = Number of students of controlled group

8. Then the last, the result of the t test were compared with t table to see if there was a significant difference between the Experimental class and Controlled class on the other hand, the experiment was effective or not.

T table \leq t test = Effective

T table \geq t test = Not effective

(Gay, 2006 p: 346)

G. Research Procedure

In collecting the data, there were some steps taken by the researcher, they are:

1. Preliminary Visit (Observation)

The researcher visited the school to get information about teacher and students as participant, then to gain information, the researcher asked the administration officer (staff).

2. Meet the Headmaster

The researcher asked the permission to headmaster of SMA Ummul Mukminin Islamic Boarding School Makassar by giving permission letter which had been processed first from the office of Islamic Boarding School.

3. Contacting the English Teacher

After getting permission, the researcher met the English teacher for asking her help, suggestions, and guidance in conducting the research.

4. Give the Pre-test

The researcher gave the Pre-test to experimental and controlled class. The students asked to write a descriptive text based on the theme given. The Pre-test was conducted on 1st September 2016 for the both class but in different time.

5. Give the Treatment

The activities of the experimental class were started on 2nd September 2016 until 19th September 2016. The experimental class was given the treatment

by using poem as media in teaching writing descriptive text, while the activities of the controlled class were started on 5th September 2016 until 26th September 2016. The controlled class was only given conventional model (different way) without using poem media in teaching writing descriptive text.

Here, the procedures of treatment were chronologically performed as follows:

- a. The 1st meeting (2nd September 2016), before starting, the researcher re-introduces herself and her purpose first. Next, the researcher divided the students into some groups and each of group was formed circling. Then, first of all, the researcher explained about the descriptive text. The materials were about the definition of descriptive text, the kinds of descriptive text, explained the generic structure and language features of an abject (the definition of identification and description), and gave the example. (90 minutes)
- b. The 2nd meeting (5th September 2016), the researcher re-reviewed the students' comprehension about descriptive text (definition of descriptive text, the kinds of descriptive text, and the generic structure and language features of an object (included the definition of identification and description)) by giving question to them one by one. Then, it continued by introducing some of simple poems as media (the simple poems were about a thing, animal, and people) and its purpose during in the treatment. To make

the students' more understand the material, the researcher chose one of the simple poems. The poem media was about thing. Then, the researcher explained all the steps and the way how to describe it. (90 minutes)

- c. The 3rd meeting (6th September 2016), in this meeting, the students trained to analyze a poem through some steps and the poem media that used was about an animal. Just remind, here, the poem media used as guide to describe an object or picture in a poem. Well, the first step, the researcher giving the simple poem to the students and then they were asked to read it accurately. The second step, they were asked to identify the characteristics (physical appearance) on each suite of words of the poem by giving them a sign or underline it. In this process, the researcher also guided the students. Next, they were asked again to define it which one that included the identification and description. The third step, they were asked to rematch which one that included the identification and description (Just like the previous step but they only seen the poem media). The last step, ask the students to describe the characters of the animal that have been read in the poem into a text by following the presentation headings. The presentation headings namely introduction, identification, description, and closing. (90 minutes)
- d. The 4th meeting (7th September 2016), in this meeting same with the previous meeting. The students were trained again to analyze a poem

through some steps and the poem media that used was about a people. (90 minutes)

- e. The 5th meeting (17th September 2016), in this meeting, the students were asked to describe an animal but they were trained without through poem media as guide. So, they only described a picture of an animal. Before began, the researcher shared the list of vocabulary of physical appearance of people and animal for the students which included noun, adjective, and compound adjective. Well, this way same with the previous step; the third and the fourth step but they started it by doing brainstorming activity first in order to abridging them. In this way, they have to brainstorm all the characteristics of the animal and defined it which one are included the identification and description. Then, ask them described it into a text. Addition, to make the structure of the text clear and readable, the researcher added again some headings on each paragraph as a direction for them. The presentation headings were introduction, identification, description, and closing. Last, asked some of the students described it in front of the class. (90 minutes)
- f. The 6th meeting (19th September 2016), in this meeting, the researcher asked the students to correct their writing and then it checked together. Besides, the researcher also taught them how to describe a place. Then, they were asked to describe their class together with their group and checked

together. Well, before the class was closed, the researcher gave a funny game then reminded the students that will be conducted post-test. So, they have to prepare their selves. (90 minutes)

6. Give the Post-test

The post-test was conducted after the treatment; the aim was to test their understanding on writing descriptive text it was conducted on 20th September 2016 in the experimental class and 27th September 2016 in the controlled class.

H. Research Setting

1. Time

- June – October 2016 (starting observation – after collecting data)

2. Place

- At Ummul Mukminin Islamic Boarding School Makassar (beside of Coca-Cola factory).

- Address: Jl. Perintis Kemerdekaan KM. 17 Kel. PAI Kec. Biringkanaya, Makassar, South Sulawesi.

CHAPTER IV

FINDINGS AND DISCUSSION

This chapter deals with the findings of the research and the discussions of the findings. The findings are in line with the problem statements stated in the introduction part. The findings of the research present the description of the result of data collected through written test. In the discussions section, the researcher describes further explanation of the findings given.

Moreover, in this chapter, the researcher analyzed the data obtained from the students pre-test and post-test. The data consisted of the result of the pre-test and post-test. The pre-test was intended to know the ability of the students' writing ability before giving treatments, while the post-test was intended to find out whether there was any improvement or not of the students' writing ability after having several treatments through implementation of poem as media.

A. Findings

The findings of the research deal with the rate percentage of the students' score attainment through test to find mean score, standard deviation, and test of significance.

1. The Classification of Students' Pre-Test Scores in Experimental Class and Controlled Class

Table 4.1
The Distribution of Frequency and Percentage Score of Experimental Class in Pre-test

No.	Score	Classification	Frequency	Percentage
1.	85-100	Excellent	-	-
2.	70-84	Good	1	5%
3.	55-69	Fair	5	25%
4.	40-54	Poor	14	70%
5.	0-39	Very Poor	-	-
Total			20	100%

Table 4.1 above shows that, the rate percentage of score of experimental class in pre-test from 20 students, 1 (5%) student obtained good score, 5 (25%) students obtained fair score, and 14 (70%) students obtained poor score.

Table 4.2
The Distribution of Frequency and Percentage Score of
Controlled Class in Pre-test

No.	Score	Classification	Frequency	Percentage
1.	85-100	Excellent	-	-
2.	70-84	Good	-	-
3.	55-69	Fair	10	50%
4.	40-54	Poor	10	50%
5.	0-39	Very Poor	-	-
Total			20	100%

While at Table 4.2 above shows that, the rate percentage and frequency of the students' controlled class in pre-test, none of the students got excellent and good score but exactly they got fair and poor score. There were 10 (50%) students got fair score and 10 (50%) students got poor score.

Based on the table 4.1 and 4.2 above, it can be concluded that the scores and percentages of students in pre-test were better in experimental class than in controlled class because in the rate percentage in experimental class was higher than in controlled class.

2. The Classification of Students' Post-Test Scores in Experimental Class and Controlled Class.

The following table shows the distribution of frequency and percentage of final score of teaching Writing Descriptive Text at the tenth grade students of SMA Ummul Mukminin Islamic Boarding School Makassar in post-test for Experimental class and controlled class.

Table 4.3
The Distribution of Frequency and Percentage Score of
Experimental Class in Post-test

No.	Score	Classification	Frequency	Percentage
1.	85-100	Excellent	3	15%
2.	70-84	Good	15	75%
3.	55-69	Fair	2	10%
4.	40-54	Poor	-	-
5.	0-39	Very Poor	-	-
Total			20	100%

Table 4.3 shows that, the rate percentage of score of experimental class in post-test from 20 students shows that, the students obtained 3 (15%) excellent score, 15 (75%) students obtained good score, and 2 (10%) students obtained fair score.

Table 4.4
The Distribution of Frequency and Percentage Score of
Controlled Class in Post-test

No.	Score	Classification	Frequency	Percentage
1.	85-100	Excellent	-	-
2.	70-84	Good	4	20%
3.	55-69	Fair	16	80%
4.	40-54	Poor	-	-
5.	0-39	Very Poor	-	-
Total			20	100%

While at Table 4.4 above shows that, there were none of the students got excellent score in post-test but there were 4 (20%) students got good score, 16 (80%) students got fair score.

Based on the result above, it can be concluded that the rate percentage students in post-test for experimental class was higher than in rate percentage in controlled class. Although for both of the class improved.

3. The Mean Score and Standard Deviation of Experimental Class and Controlled Class

After calculating the result of the students score, the mean score standard deviation or both classes be presented in the following table:

Table 4.5

The Mean Score and Standard Deviation of Experimental Class and Controlled Class in Pre-test and Post-test

Class	Pre-test		Post-test	
	Mean Score	Standard Deviation	Mean Score	Standard Deviation
Experimental	50.75	7.82	75.25	6.17
Controlled	50.25	6.38	63.25	5.68

The table above showed that, the mean score of experimental class in pre-test was (50.75) and the standard deviation of experimental class was (7.82), and the mean score of controlled class in pre-test was (50.25) and the standard deviation of controlled was (6.38). While the mean score of experimental class in post-test was (75.25) and the standard deviation of experimental class was (6.17), and the mean score of controlled class in post-test was (63.25) and its standard deviation was (5.68). It can be concluded from both of the tests; the experimental class gained greater mean score in the post-test than the controlled class.

The significant score between experimental and controlled class can be known by using t-test. The result of t-test can be seen in table 4.6 as follows:

Table 4.6
Distribution the Value of t-Test and t-Table

Variable	t-Test Value	t-Table Value
Pre-Test	0.22	2.021
Post-Test	6.41	2.021

Table 4.6 above indicates that, in pre-test, the value of the t-test still low than the value of the t-table. While in post-test, the value of the t-test was greater than the value of the t-table. It indicates that there was a significant difference between the result of the students' pre-test in experimental class and controlled class and post-test in experimental class and controlled class.

The statistical analysis from the result of the students' writing ability test of this research shown that the students' writing ability before doing treatment through poem as media was still low. It was proved by the result of pre-test before treatments that there were 20 students, 1 (5%) student obtained good score, 5 (25%) students obtained fair score, and 14 (70%) students obtained poor score.

On the contrary to the result of the students' pre-test before, there was a significance improvement on the post-test where 3 (15%) students obtained excellent score, 15 (75%) students obtained good score, and only 2 (10%) students obtained fair score.

Based on the table of distribution the value of t-test and t-table in post-test previously, the researcher concluded that t-test value was greater than t-table ($6.41 > 2.021$). It can be concluded that the students' writing ability achievement has improved successfully. If t-table value is greater than t-test at the level of significance 0.05 and $df (N_1+N_2) - 2 = (20 + 20) - 2 = 38$, it meant that (H_0) was accepted and (H_1) was rejected. In contrary, if the t-test was greater than t-table, it meant that (H_0) was rejected and (H_1) was accepted.

From the result above, it shows the difference between t-test and t-table was enough great. It can be concluded that teaching writing by using poem as media was proved to be effective in improving the students' writing ability in descriptive text.

B. Discussion

Poem included as one of the components of literature. Poem is one of the three major components of literature: prose, poem, and plays. So did literature included as a part of authentic materials. In a review of research about Authentic Materials written by Su (2007), it said that authentic materials that can be used in ESL classroom include: poetry, greeting cards, postcards, banners, posters, bookmarks, speed reading, verse memorization, the Bible and other religious materials, and excellent American teachers. While the researcher agreed that Poem also can be a powerful tool to begin in helping English language learners gain access to the text. Thus, poem as one of authentic materials suits to improve students' ability in writing descriptive text. By employing poem as media, it can guide them

how to describe the characteristics of an object. Also it can help the teachers to overcome the students' problem in writing descriptive text and create interesting and enjoyable learning activity.

Analysis of the mean score gap in the post-test between the Experimental and controlled ensures if the technique used was effective. The mean score of the Experimental class was 75.25 and 63.25 for Controlled class. It means the gap of the students' score of the Experimental and Controlled class is 12. The explanation of the gap between the two classes indicates that the Experimental class shows great improvement than the Controlled class.

To sum up, based on the result of this study, which shows the students' scores were much greater after conduct the treatment in Experimental class using poem media, the use of poem as media in teaching writing is surely effective to improve the students' writing ability. It has been confirmed by Nas in Annisa (2014) that the use of media in teaching-learning process is needed to attract students' attention and to make teaching-learning activities more interesting and effective.

From the comparison of the result of post-test score between experimental and controlled class, the ability of experimental class was getting greater than controlled class. It means that the treatment of using poem as media to the experimental class was successful.

Kirkgoz (2008) said that the benefits of using poetry in teaching have been highlighted by many ESL/EFL practitioners. A brief summary of their argument is

offered here. First, poems can be used in language classes as a valuable resource to introduce and practice language items by exposing students to “authentic models – real language in context” Brumfit and Carter in Kirkgoz (2008), rather than teacher-developed examples. As Tomlinson in Kirkgoz (2008) has pointed out using poetry contributes far more to the development of language skills in real contexts than “a total concentration on the presentation and the practice of language items”. Second, poems provide EFL/ESL students with opportunities to enrich their vocabulary by presenting words not included in second language textbooks.

Furthermore, McKay in Kirkgoz (2008) said that another reason for using poems is the contribution it makes to student creativity while providing a break from regular classroom routines. Maher in Kirkgoz (2008) stated that Poems provide a stimulus and can serve as a good model for creative writing. As students explore poems, each can discover useful ideas for creative writing. It has been confirmed by Collie and Slater in Kirkgoz (2008) that “using poetry in the language classroom can lead naturally on to freer and creative written expression”. Addition, Poems increase learner motivation by eliciting emotional involvement. Another advantage of using poems in the classroom is that they provide students with insight into developing cross-cultural awareness. Poems also create a context for enhancing learner’s understanding of the cultural values of English-speaking people, which is part of gaining true fluency in second language. Thus, it is perceived that the learners are more eager and interested in learning English especially for the implementation of

poem media in the classroom because it was proved that this media influenced the learners' motivation to study English comfortably.

The result of the test in this study clearly showed that there was a significant difference between the students' score in the Experimental and Controlled class after the treatment of poem media. It indicated that the poem media is quite effective in improving the students' writing ability in descriptive text. It means null hypothesis (H_0) was rejected and alternative hypothesis (H_1) was accepted because the t-test was greater than t-table ($6.41 > 2.021$) or in the other words the value of the t-table was less than the value of t-test. It supported by Gay (2006, p. 346) who stated that if $T > t_{table}$ means Effective, while if $T < t_{table}$ means not effective. Hence, the hypothesis of the research is accepted.

CHAPTER V

CONCLUSION AND SUGGESTION

This chapter presents the conclusions as well as few suggestions of this study. Suggestions are taken based on findings and conclusions obtained in this research.

A. Conclusion

Based on the result of the data analysis, research findings, and discussion in the previous chapter, it was concluded that:

The use of poem as media can improve the students' ability in writing descriptive text at the tenth grade of Ummul Mukminin Islamic Boarding School Makassar. Based on the statistical analysis, the improvement can be seen that t-test value was greater than t-table. It meant that there was a significant difference between the experimental class and controlled class. Therefore, hypothesis H_0 was rejected and H_1 was accepted and it showed that poem as media was effective to improve the students' ability in writing descriptive text at the tenth grade of Ummul Mukminin Islamic Boarding School Makassar. By using poem as media, it guided the students how to describe the characteristics of an object. Besides, it made the students active in writing. Not only that, but also the students learnt the meaning of vocabularies especially about noun, adjective, compound adjective, or adverb. In other words, using poem as media can create interesting and enjoyable learning activity.

B. Suggestion

There is a lot of learning aids or Medias to be used in teaching learning progress, and using poem media is one of the alternative ways in teaching writing, especially, writing descriptive text. Here are some suggestions as follows:

1. Poem as one of authentic material is suggested to use for teacher as an alternative media in teaching writing because it is easy to find.
2. Using poem as a learning media is a good way for the students in improving their ability in writing. Using poem as a learning media helps the teacher and gives much times to the students be active in writing, and makes the students feel enjoy and enthusiastic in writing.
3. Using poem media is suggested for the teacher to provide various simple poems that describes something such as the identity of someone, physical appearance of someone, characteristics of an animal; a pet, a thing, or poem that describes the place looks. Through, those topic, they can more learn many vocabularies especially about adjective, adverb or compound adjective.
4. For the further researcher is suggested to find out much reference about Poem media as learning media.
5. Through this research, it is expected that this thesis would bring new views for all the readers and the English teachers. Hopefully, there would be other advantages of using sketch in teaching and learning process not only in writing, but also in the other skills.

BIBLIOGRAPHY

- Alice, Oshima and Hogue Ann. *Introduction to Academic Writing*. 3rd Edition; Pearson Education Inc, 2007.
- Ambarawati, Ni K. S. The Application of Roundtable to Improve Writing Skill of the Eighth Grade Students of SMPN 1 Amlapura In Academic year 2013/2014. A Thesis of Mahasaraswati Denpasar University, 2014.
- Annisa, Muetiah. Teaching Writing Descriptive Text by Using Crossword Puzzle for Second Grade of Junior High School Students. A Thesis of Languages and Arts Faculty of State University of Padang, 2014.
- Arikunto, Suharsimi. *Prosedur Penelitian: Suatu Pendekatan Praktik*. Edition XV; Jakarta: Rineka Cipta, 2013.
- Arsyad, Azhar. *Your Basic Vocabulary*. Pustaka Pelajar. 2011.
- Auckland and Christchurch. *ESOL Teaching Skills TaskBook: Using Authentic Material: Unit 5. Languages International*. New Zealand. <http://www.languages.ac.nz> (25 May 2016).
- Berardo, Sacha Anthony. The Use of Authentic Materials in the Teaching of Reading. *The Reading Matrix* 6, Issue 2. September (2006): p. 60-69.
- Brown, H. Douglas. *Language Assessment: Principles and Classroom Practices*. New York: Pearson Education, Inc., 2004.
- . *Teaching by Principles: An Interactive Approach to Language Pedagogy*. Second Edition; New York: Longman, 2007.
- Deswita, Sherly. Teaching Writing a Descriptive Text by Using the Bio-Poems Strategy to Junior High School Students. *JELT* 2, Issue 2, Serie C. March (2014): p. 234-239.
- Dietsch, Betty Mattix. *Reasoning & Writing Well: A Rhetoric, Research Guide, Reader, and Handbook*. Edition IV; New York: The McGraw-Hill Companies, Inc., 2006.
- Gay, L. R., etc. *Educational Research: Competencies for Analysis and Applications*. Edition VIII; New Jersey: Pearson Education Inc., 2006.
- Hiew, Wendy. The Effectiveness of Using Literature Response Journal to Improve Students' Writing Fluency (A Quasi-Experimental Approach). *Journal of*

- Arts Science and Commerce. *International Refereed Research Journal* 1, Issue 1. October (2010): p. 27-39.
- Kirkgoz, Yasemin. Using Poetry as a Model for Creating English Poems. *Journal of Language and Linguistic Studies* 4, Issue 2. October (2008): p. 94-106.
- Koch, Janice and Brooke F. Engineering a Poem: An Action Research Study. *Journal of Technology Education* 18, Issue 1 (2006): p. 54-65.
- Liao, Fang Yu. ESL Students' Writing Experiences and Perceived Poetry Writing Ability. Thesis of Department of English, Indiana University, 2012.
- Masood, Asif. Exploiting Authentic Materials for Developing Writing Skills at Secondary Level (An Experimental Study). *Journal for the Study of English Linguistics* 1, Issue 1. December (2013): p. 21-71.
- Melvin, Bernice S. and David F. Stout. Motivating Language Learners through Authentic Materials. p. 44-56.
- Munjin. Puisi sebagai Metode Alternatif dalam Pembelajaran Bahasa Inggris. *Insania* 13, no. 3. Sep-Des (2008): p. 493-505.
- Nasmawati. The Implementation of Word Choice in Writing Descriptive Text at the Second Year Students of Mts Muhammadiyah Cambajawaya. A Thesis of Tarbiyah and Teaching Science Faculty of UIN Alauddin Makassar, 2014.
- Norris, Jennifer M. Using Poetry to Teach Reading Comprehension Strategies to English Language Learners. Graduating Paper. St. Paul, Minnesota: Hamline University, 2010.
- Nur Fitriani, Sofia W. The Effectiveness of Using Pictures in Writing Descriptive Text to the Eight Grade Students of Junior High School. (A Case Study at the Eight Grade of SMP Negeri 26 Semarang in Academic Year of 2008-2009). A Thesis of Semarang State University, 2009.
- Pharr, Donald and Santi V. Buscemi. *Writing Today: Context and Options for the Real World*. New York: The McGraw-Hill Companies, Inc., 2005.
- Purnomo, Adi. Improving Descriptive Writing Skill through Mind-Mapping Technique. Graduating Paper of English Department of Educational Faculty of STAIN, 2014.
- Rustan, Nur Afifah. The Effectiveness of Project Based Learning to Improve the Speaking Skill of the Second Semester Students at Cokroaminoto Palopo University. A Thesis of PBI UIN Alauddin Makassar, 2016.

- Sari, Dwi Afdhila. Teaching Descriptive Paragraph Through Clustering Technique. (A Classroom Action Research at Eighth Grades Students of SMP Islam Sudirman Tenggara in Academic Year of 2013/2014). A Graduating Paper of STAIN Salatiga, 2013.
- Sriasih, Luh. Puisi, Sebuah Media Alternatif dalam Pengajaran BIPA. IALF Bali, Artikel Utama, p. 16-18.
- Stange, Terrence V. and Susan L. W. Poetry Proves to be Positive in the Primary Grades. Reading Horizons 48, Issue 3. April/May (2008): p. 201-211.
- Su, Shu-Chin. Attitudes of Students and Instructors Toward Textbook-Based Language Skills and Authentic Materials in Selected Adult English as a Second Language Program. Dissertation of Education, Spalding University, 2007.
- Sugiyono. Metode Penelitian Pendidikan: Pendekatan Kuantitatif, Kualitatif, dan R&D. Edition XXII; Bandung: Alfabeta, 2015.
- Sulistiana, Anna. The Effectiveness of Using Peer Editing Technique to Improve the First Year Students' Skill in Writing Descriptive Text at SMAN 8 Makassar. A Thesis of PBI UIN Alauddin Makassar, 2013.
- Syarif, Ahmad Syifaus. The Use of Sketch as a Teaching Aid to Improve Students' Writing Skill in Descriptive Text at the Eighth Grade of SMP H. Isriati Semarang in Academic Year of 2010/2011. A Thesis of IAIN Walisongo, 2010.
- Thomas, Chaterine. Meeting EFL Learners Halfway by Using Locally Relevant Authentic Materials. English Teaching Forum, Number 3, p. 14-23, Chile.
- Wahyuni, Astuti. The Effectiveness of Teaching Writing Descriptive Text Using Cinquain Poetry. A Thesis of BINUS University Jakarta, 2014.
- Wuryani, Minawati Handayani. The Effectiveness of Using Poem and Dialogue in Improving Second Year Students' Writing Ability in SMAN 1 Kauman Tulungagung. A Thesis of State Islamic College (STAIN), 2011.
- Yuharman, Revi. Teaching Writing Descriptive Text by Combining Biopoem Strategy and Sentence Combining Strategy at Junior High School. Padang: STKIP PGRI, 2013.
- Zahara, Sofiana. The Effectiveness of Teaching Descriptive Text Using Picture Media on Students Ability. A Thesis of Syarif Hidayatullah State Islamic University Jakarta, 2014.

APPENDICES

Appendix

- I : The Raw Score of the Students' Pre-test and Post-test in Experimental Class
- II : The Raw Score of the Students' Pre-test and Post-test in Controlled Class
- III : The Mean Score of Experimental Class and Controlled Class
- IV : Standard Deviation of Experimental Class and Controlled Class
- V : The Significant Difference
- VI : Distribution of t-Table
- VII : Profile of School
- VIII : Lesson Plan
- IX : Research Instrument
- X : Students' Answer Sheet
- XI : Students' Attendance List
- XII : Documentation

APPENDIX I

The Raw Score of the Students' Pre-test and Post-test
in Experimental Class

No.	Name of Students	Pre-test		Post-test	
		Score (X)	X ¹²	Score (X)	X ¹²
1.	Andi Arni Irawaty AB	65	4225	85	7225
2.	Andi Zahwa AM. Mappatunru	50	2500	75	5625
3.	Annisa Nur Saputri	55	3025	80	6400
4.	Bulqis Syam	50	2500	75	5625
5.	Dewi Fitria Zahra A	55	3025	80	6400
6.	Fatmawati Salam	55	3025	75	5625
7.	Fira Aliah	45	2025	65	4225
8.	Iftitah Ahmad	70	4900	85	7225
9.	Ince Jihan Fajriani N	60	3600	85	7225
10.	Khusnul Khatimah	50	2500	75	5625
11.	Maritza Rafa Ulani Ichsan	40	1600	75	5625
12.	Marsya Aulia Danial	45	2025	70	4900
13.	Muslimah Tulkhairah	50	2500	75	5625
14.	Nabila Indah Permatasari S	50	2500	70	4900
15.	Nadya Ulfianti Rusli	40	1600	65	4225
16.	Nida'ul Hafiyah Musawwir	50	2500	80	6400
17.	Nur Fauziah Ikhwan	40	1600	70	4900
18.	Nurul Fitrah Aryani	50	2500	80	6400
19.	Ratu Avairah	45	2025	70	4900
20.	Reyna Andara Regita	50	2500	70	4900
Total		1015	52675	1505	113975

APPENDIX II

The Raw Score of the Students' Pre-test and Post-test
in Controlled Class

No.	Name of Students	Pre-test		Post-test	
		Score (X)	X ²	Score (X)	X ²
1.	Andi Bernika Putri Ramadani	55	3025	60	3600
2.	Aisyahra Febriana	45	2025	60	3600
3.	Alifyah Alza A. Latuconsina	55	3025	65	4225
4.	Andi Aisyah Maherani	55	3025	70	4900
5.	Andi Putri Maharani	50	2500	75	5625
6.	Andi Putri Rantina Bantung	40	1600	65	4225
7.	Andi Syahrani Nur Syahbani	45	2025	60	3600
8.	Azizah N.S	45	2025	50	2500
9.	Harianti	45	2025	65	4225
10.	Karmila Dwiyanti	55	3025	65	4225
11.	Musvirah Safitri Amkar	55	3025	70	4900
12.	Mutiara	60	3600	65	4225
13.	Nabilah Agil Salsabila	55	3025	60	3600
14.	Nabila Salsabila	45	2025	60	3600
15.	Nadiyyah Mardhatillah Armin	55	3025	60	3600
16.	Nur Ainun Fadyah	45	2025	55	3025
17.	Nurul Amalia Fahrudin	60	3600	65	4225
18.	Sitti Munawwarah Sapna	55	3025	70	4900
19.	Winni Lailatul Khairiyah	45	2025	60	3600
20.	Riska Ramadhani	40	1600	65	4225
Total		1005	51275	1265	80625

APPENDIX III

The Mean Score of Experimental Class and Controlled Class

A. The Mean Score of Experimental Class and Controlled Class in PRE-TEST

1. Experimental Class

$$\bar{X}_1 = \frac{\Sigma X}{N}$$

$$\bar{X}_1 = \frac{1015}{20}$$

$$\bar{X}_1 = 50.75$$

2. Controlled Class

$$\bar{X}_2 = \frac{\Sigma X}{N}$$

$$\bar{X}_2 = \frac{1005}{20}$$

$$\bar{X}_2 = 50.25$$

B. The Mean Score of Experimental Class and Controlled Class in POST-TEST

1. Experimental Class

$$\bar{X}_1 = \frac{\Sigma X}{N}$$

$$\bar{X}_1 = \frac{1505}{20}$$

$$\bar{X}_1 = 75.25$$

2. Controlled Class

$$\bar{X}_2 = \frac{\Sigma X}{N}$$

$$\bar{X}_2 = \frac{1265}{20}$$

$$\bar{X}_2 = 63.25$$

APPENDIX IV

Standard Deviation of Experimental Class and Controlled Class

A. Standard Deviation of Experimental and Controlled Class in PRE-TEST

1. Experimental Class

$$SD = \sqrt{\frac{SS_1}{n-1}}$$

$$\begin{aligned} \text{Where: } SS_1 &= \sum x_1^2 - \frac{(\sum x_1)^2}{n} \\ &= 52675 - \frac{(1015)^2}{20} \\ &= 52675 - \frac{1030225}{20} \\ &= 52675 - 51511.25 \\ &= 1163.75 \end{aligned}$$

$$SD = \sqrt{\frac{1163.75}{20-1}}$$

$$\begin{aligned} &= \sqrt{\frac{1163.75}{19}} \\ &= \sqrt{61.25} \end{aligned}$$

$$= 7.82$$

2. Controlled Class

$$SD = \sqrt{\frac{SS_2}{n-1}}$$

$$\begin{aligned} \text{Where: } SS_2 &= \sum x_2^2 - \frac{(\sum x_2)^2}{n} \\ &= 51275 - \frac{(1005)^2}{20} \\ &= 51275 - \frac{1010025}{20} \\ &= 51275 - 50501.25 \\ &= 773.75 \end{aligned}$$

$$SD = \sqrt{\frac{773.75}{20-1}}$$

$$\begin{aligned} &= \sqrt{\frac{773.75}{19}} \\ &= \sqrt{40.72} \end{aligned}$$

$$= 6.38$$

B. Standard Deviation of Experimental and Controlled Class in POST-TEST

1. Experimental Class

$$SD = \sqrt{\frac{SS_1}{n-1}}$$

$$\text{Where: } SS_1 = \sum x_1^2 - \frac{(\sum x_1)^2}{n}$$

$$\begin{aligned} &= 113975 - \frac{(15035)^2}{20} \\ &= 113975 - \frac{2265025}{20} \\ &= 113975 - 113251.25 \\ &= 723.75 \end{aligned}$$

$$SD = \sqrt{\frac{723.75}{20-1}}$$

$$= \sqrt{\frac{723.75}{19}}$$

$$= \sqrt{38.09}$$

$$= 6.17$$

2. Controlled Class

$$SD = \sqrt{\frac{SS_2}{n-1}}$$

$$\text{Where: } SS_2 = \sum x_2^2 - \frac{(\sum x_2)^2}{n}$$

$$\begin{aligned} &= 80625 - \frac{(1265)^2}{20} \\ &= 80625 - \frac{1600225}{20} \\ &= 80625 - 80011.25 \\ &= 613.75 \end{aligned}$$

$$SD = \sqrt{\frac{613.75}{20-1}}$$

$$= \sqrt{\frac{613.75}{19}}$$

$$= \sqrt{32.30}$$

$$= 5.68$$

APPENDIX V

The Significant Difference

A. The Significant Difference of Experimental and Controlled Class in PRE-TEST

$$\bar{X}_1 = 50.75 \quad SS_1 = 1163.75$$

$$\bar{X}_2 = 50.25 \quad SS_2 = 773.75$$

1. t-Test

$$t = \frac{\bar{X}_1 - \bar{X}_2}{\sqrt{\left(\frac{SS_1 + SS_2}{n_1 + n_2 - 2}\right) \left(\frac{1}{n_1} + \frac{1}{n_2}\right)}}$$

$$t = \frac{50.75 - 50.25}{\sqrt{\left(\frac{1163.75 + 773.75}{20 + 20 - 2}\right) \left(\frac{1}{20} + \frac{1}{20}\right)}}$$

$$t = \frac{0.5}{\sqrt{\left(\frac{1937.5}{38}\right) \left(\frac{2}{20}\right)}}$$

$$t = \frac{0.5}{\sqrt{(50.98)(0.1)}}$$

$$t = \frac{0.5}{\sqrt{5.09}}$$

$$t = \frac{0.5}{2.25}$$

$$t_{Hitung} = 0.22$$

B. The Significant Difference of Experimental and Controlled Class in POST-TEST

$$\bar{X}_1 = 75.25 \quad SS_1 = 723.75$$

$$\bar{X}_2 = 63.25 \quad SS_2 = 613.75$$

1. t-Test

$$t = \frac{\bar{X}_1 - \bar{X}_2}{\sqrt{\left(\frac{SS_1 + SS_2}{n_1 + n_2 - 2}\right) \left(\frac{1}{n_1} + \frac{1}{n_2}\right)}}$$

$$t = \frac{75.25 - 63.25}{\sqrt{\left(\frac{723.75 + 613.75}{20 + 20 - 2}\right) \left(\frac{1}{20} + \frac{1}{20}\right)}}$$

$$t = \frac{12}{\sqrt{\left(\frac{1337.5}{38}\right) \left(\frac{2}{20}\right)}}$$

$$t = \frac{12}{\sqrt{(35.19)(0.1)}}$$

$$t = \frac{12}{\sqrt{3.51}}$$

$$t = \frac{12}{1.87}$$

$$t_{\text{Hitung}} = 6.41$$

2. t-Table

For level of significant () = 0,05

Degree of freedom (df) = (N₁ + N₂) - 2 = (20 + 20) - 2 = 38

t-Table = 2.021

APPENDIX VI

Distribution of t-Table

Df	Level of Significance for two-tailed test					
	0,5	0,2	0,1	0,05	0,02	0,01
	Level of Significance for one-tailed test					
	0,25	0,1	0	0,025	0,01	0,005
1	1.000	3.078	6.314	12.706	31,821	63.657
2	0.816	1.886	2.920	4.303	6.965	9.926
3	0.765	1.638	2.353	3.183	4.541	5.841
4	0.741	1.533	2.132	2.776	3.747	4.604
5	0.727	1.476	2.015	2.571	3.365	4.032
6	0.718	1.440	1.943	2.447	2.143	3.707
7	0.711	1.451	1.895	2.365	2.998	3.499
8	0.706	1.397	1.860	2.306	2.896	3.355
9	0.703	1.383	1.833	2.262	2.821	3.250
10	0.700	1.372	1.812	2.226	2.764	3.169
11	0.697	1.363	1.769	2.201	2.718	3.106
12	0.695	1.356	1.782	2.179	2.681	3.055
13	0.694	1.350	1.771	2.160	2.650	3.120
14	0.692	1.345	1.761	2.143	2.624	2.977
15	0.691	1.341	1.753	2.331	2.604	2.947
16	0.690	1.337	1.746	2.120	2.583	2.921
17	0.689	1.333	1.740	2.110	2.567	2.898
18	0.688	1.330	1.734	2.101	2.552	2.878
19	0.688	1.328	1.729	2.093	2.539	2.861
20	0.687	1.325	1.725	2.086	2.528	2.845
21	0.686	1.323	1.721	2.080	2.518	2.831
22	0.686	1.321	1.717	2.074	2.505	2.819
23	0.685	1.319	1.714	2.690	2.500	2.807
24	0.685	1.318	1.711	2.640	2.492	2.797
25	0.684	1.316	1.708	2.060	2.485	2.787
26	0.684	1.315	1.706	2.056	2.479	2.779
27	0.684	1.314	1.703	2.052	2.473	2.771

28	0.683	1.313	1.701	2.048	2.467	2.763
29	0.683	1.311	1.699	2.045	2.462	2.756
30	0.683	1.310	1.697	2.042	2.457	2.750
40	0.681	1.303	1.684	2.021	2.423	2.704
60	0.679	1.296	1.671	2.000	2.390	2.660
120	0.677	1.289	1.658	2.890	2.358	2.617



APPENDIX VII

PROFILE OF SCHOOL



PROFIL SEKOLAH

- 1) Nama Sekolah : SMA Ummul Mukminin
- 2) Nomor Induk Sekolah : 301270
- 3) Nomor Statistik Sekolah : 303 196 006 502
- 4) Profinsi : Sulawesi Selatan
- 5) Otonomi Daerah : Kota Makassar
- 6) Desa/ Kelurahan : PAI
- 7) Kecamatan : Biringkanaya, Makassar
- 8) Alamat : Jl. Perintis Kemerdekaan KM. 17
- 9) Kode Pos : 90242
- 10) No. Telepon : (0411 - 4813059) Fax: (0411 - 4813035)
- 11) Daerah : Perkotaan
- 12) Status Sekolah : Swasta (disamakan)
- 13) Kelompok Sekolah :
- 14) Akreditasi : A
- 15) Surat Kelembagaan : No. 145/KEP/106/H/MI
Tgl: 21-08-1991
- 16) Penerbit SK : DEPDIKNAS
- 17) Tahun Berdiri : 1991
- 18) Tahun Perubahan :

- 19) Kegiatan Belajar Mengajar : Pagi – siang
 20) Bangunan Sekolah : Milik Sendiri
 21) Lokasi Sekolah : Dalam Lingkungan Pesantren
 a. Jarak ke Pusat Kecamatan : 1500 Meter
 b. Jarak ke Pusat Otonomi Daerah : 17 KM
 c. Terletak pada Lintasan : Profinsi
 22) Jumlah Keanggotaan Rayon :
 23) Organisasi Penyelenggara : Lembaga Swasta
 24) Perjalanan Perubahan Sekolah :

A. VISI

Unggul dalam ketaqwaan, intelektualitas, kemandirian, dan kepeloporan dalam amar ma'ruf nahi munkar yang berlandaskan Al-qur'an dan al-Sunnah.

B. MISI

1. Menerapkan manajemen yang demokratis, transparan, dan partisipatif.
2. Melaksanakan pembelajaran secara integratif, efektif, efisien, kontekstual, inovatif, dan menyenangkan.
3. Meningkatkan komitmen dan tanggung jawab peserta didik dalam melaksanakan amar ma'ruf dan nahi munkar.
4. Meningkatkan profesionalisme seluruh tenaga pendidik dan kependidikan dalam melaksanakan tugas dan fungsinya.
5. Mengembangkan teknologi informasi dan komunikasi sebagai penopang pembelajaran dan administrasi sekolah.
6. Mempersiapkan peserta didik yang bertaqwa kepada Allah SWT. dan berakhlak mulia.

7. Mempersiapkan peserta didik agar menjadi manusia yang berkepribadian, cerdas, terampil, berkualitas, dan berprestasi.

C. TUJUAN PENDIDIKAN

1. Menanamkan pada peserta didik sifat istiqamah dan bertanggung jawab dalam melaksanakan amar ma'ruf dan nahi munkar.
2. Menanamkan pada peserta didik sikap ulet dan gigih dalam berkompetisi, beradaptasi dengan lingkungan dan mengembangkan sikap sportifitas.
3. Membekali peserta didik dengan ilmu pengetahuan dan teknologi agar mampu bersaing dan melanjutkan studi ke jenjang pendidikan yang lebih tinggi.



APPENDIX VIII

LESSON PLAN

LESSON PLAN 1

1st Meeting

Name of School : SMA of Ummul Mukminin Islamic Boarding School
Makassar

Subject : English

Class/Semester : X/ I

Skill Focus : Writing Descriptive Text

Topic : Descriptive Text (Introduction)

Allocation : 2 x 45 minutes (90 minutes)

A. STANDARD COMPETENCE

- Respond the meaning in functional written text and simple short essay in form of text descriptive for interaction in daily life context.

B. BASIC COMPETENCE

- Respond the meaning and rhetoric in the simple short essay which use written language accurately, fluently and acceptable for interaction in daily life context inform of descriptive text.

C. INDICATOR

1. Students are able to understand the steps of writing descriptive text.
2. Students are able to understand the characteristic, social function, and the generic structure and language features of descriptive text.
3. Students are able to use simple present tense correctly.
4. Students are able to use suitable words when describing an object.

5. Students are able to write a simple descriptive written text based on the teacher explanation and from Poem as media in teaching.

D. TOPIC OF LESSON

- Descriptive text; definition, kinds, and components.

E. SOCIAL FUNCTION

- Understand about descriptive text.

F. ACTIVITIES

1. The researcher opens the lesson by greeting and before start, she re-introduces herself and purpose.
2. Next, the researcher checks the attendance list. Next, she builds the students' motivation.
3. Before beginning the lesson, the researcher gives the students a tongue twist to make the students relaxed and feel comfortable during the class.
4. The researcher divided the students into some groups and each of group was formed circling.
5. Then, the researcher explains about the descriptive text. The materials are about the definition of descriptive text, the kinds of descriptive text, the generic structure and language features of an abject (the definition of identification and description).

Definition: Descriptive text or description is describes a particular person, place, or thing. Its purpose is to tell about the subject by describing its features without including personal opinions.

Kinds:

- 1) Describing Place, description of place is a text that describes the place looks, such as the condition, the situation, etc.
- 2) Describing People, description of place is a text that describes the person looks, such as the face, body, etc.
- 3) Description Thing, description of place is a text that describes the thing looks, such as the condition, the function, etc.

Components:

Descriptive text has certain generic structure and language features. The generic structure consists of definition or identification and description.

- 1) Identification: the part of paragraph that introduces the character.
- 2) Description: the part of paragraph that describes the character.

Whereas, the language features consist of three things. The first one, descriptive text is focuses on specific participant. The second one, descriptive text uses simple present tense. The last one, descriptive text uses adjective and adverb.

Generic Structure:

- Describing something by following the presentation headings namely:
 - Introduction: Greeting, introducing yourself, thanking.
 Example: Hello! or Hi!, My name is...
 I'd like to talk to you about someone/something/an animal/place
 I'd like to introduce you about...
 I'd like to say a few words about...
 - Identification: Introduce their name, where does she/ he come from.
 Example: She/ he is my..., she/ he come from..., she/ he lives in...
 - Description: Describe her/ his characteristics, behavior, hobby, favorite, etc.
 Example: She is very beautiful, or he is very handsome, very kind, tall, white-skinned, long-legged, fat, wavy-hair, etc.
 Her/ his hobby is.., or she/ he likes.., etc.
 - Closing: Saying thanks and saying goodbye.

Language Features:

- The use of vocabulary, grammar (simple present tense), adjective or compound adjective correctly.
- Spelling, punctuation, and capitalization.

6. The researcher gives the example of descriptive text.

The example of Descriptive Text:

My Pet	
Identification	I have a pet. It is a dog, and I call it Brownie because the color is brownish yellow.
Description	Brownie is a Chinese breed. It is small, fluffy and cute. It has got thick brown fur. When I cuddle it, the fur feels soft. Brownie does not like bones. Every day it eats soft food like steamed rice, fish or bread. Every morning I give her milk and bread. When I am at school, Brownie plays with my cat. They get along well, and never fight maybe because Brownie does not bark a lot. It treats the other animals in our house gently, and it never eats shoes. Brownie is really a sweet and friendly animal.

G. SOURCE

- Text Book (Look Ahead, an English Course for Senior High School Students Year X).
- English Language (for X SMA/MA/SMK/MAK)

H. ASSESSMENT

- Describe what are the generic structure, language features, and the purpose of descriptive text.

LESSON PLAN 2

2nd Meeting

Name of School : SMA of Ummul Mukminin Islamic Boarding School
Makassar

Subject : English

Class/Semester : X/ I

Skill Focus : Writing Descriptive Text

Topic : Descriptive Text (Describing a Thing)

Allocation : 2 x 45 minutes (90 minutes)

A. STANDARD COMPETENCE

- Respond the meaning in functional written text and simple short essay in form of text descriptive for interaction in daily life context.

B. BASIC COMPETENCE

- Respond the meaning and rhetoric in the simple short essay which use written language accurately, fluently and acceptable for interaction in daily life context inform of descriptive text.

C. INDICATOR

1. Students are able to understand the steps of writing descriptive text.
2. Students are able to understand the characteristic, social function, and the generic structure and language features of descriptive text.
3. Students are able to use simple present tense correctly.
4. Students are able to use suitable words when describing an object.
5. Students are able to write a simple descriptive written text based on the teacher explanation and from Poem as media in teaching.

D. TOPIC OF LESSON

- Explain how to describe a thing (a doll) through Poem as media.

E. SOCIAL FUNCTION

- Practice describing thing through Poem as media.

F. ACTIVITIES

1. The researcher opens the lesson by greeting and then the researcher checks the attendance list.
2. Next, the researcher builds the students' motivation.
3. The researcher re-reviews the students' comprehension about descriptive text (definition of descriptive text, the kinds of descriptive text, and the generic structure and language features of an object (included the definition of identification and description)) by giving question to them one by one.
4. Then, the researcher continues by introducing some of simple poems as media (the simple poems were about a thing, animal, and people) and its purpose during in the treatment.
5. To make the students' more understand the material, the researcher chooses one of the simple poems. The poem media is about thing. Then, the researcher explained all the steps and the way how to describe it.

The Example of Poem

Here is an example of simple poem which used as guide to describe the object/ picture.

First step: Read accurately the poem below!



Keroppi

I have a doll
A small doll
It is my favorite doll

I have a doll
A small doll
With green light and yellow-furred
Has oval face
Its cheeks flushed
Gambrel-eyed
With yellow-skinned around its stomach
Small-sleeved
And short-footed

I have a doll
A small doll
It lives in my room
Very cute
Its name is Keroppi

Created by: Ninik Wahyuni R. (The owner of doll)

Second step: Identify the characters (physical appearance) on each suite of words of the poem by giving them a sign! Then, define it which one are included the identification and description?



Keroppi → (identification)

I have a doll → (identification)
A small doll → (description)
It is my favorite doll → (identification)


I have a doll
 A small doll
With green light and yellow-furred → (description)
Has oval face → (description)
Gambrel-eyed → (description)
Its cheeks flushed with cheerful smile → (description)
With circling yellow around its stomach → (description)
Small-sleeved → (description)
And short-footed → (description)

I have a doll
 A small doll
It lives in my room → (identification)
Very cute → (description)
Its name is Keroppi → (identification) (identification)

Created by: Ninik Wahyuni R. (The owner of doll)

Third step: Rematch that included 'identification' and 'description' (based on the previous step) beside or around of the object/ picture below!

Note: In this step, same with the other case, when we want to describe something, we often see an object/ picture without any explanation about it. Therefore, before we describe it, we start it by doing brainstorming activity first. So, it will be abridging us to describe something. Well, let's start the third step!



Fourth step: The next step, describe the characters of the object/ picture into a text by following the presentation headings below!

Introduction

Greeting, introducing yourself, thanking.

Example: *Hello! or Hi!, My name is..., I'm a student from the... class of Ummul Mukminin Islamic Boarding School Makassar. I'd like to talk to you about..(someone/ something) I'd like to introduce you about.. Do you want to know about..*

Identification

Give the name of the doll (animal or someone, etc), where you got it.

Example: *It's a.. or (she/ he is a..) I call it.. or (I call her..), She/ he is my pet..., She/ he called..., I got it when I..,*

Description

Describe the parts of the doll (animal, etc.), the color, and its behavior, why do you like it.

Example: *She is very cute, She has blue feathers, bright-eyed, short-footed, She/ he likes..., etc.*

Closing

Saying thanks and saying goodbye.

Introduction → Hi! My name is Rahmawati. I'm a student from the tenth class of senior high school at Ummul Mukminin Islamic Boarding School Makassar. Here, I'd like to talk to you about a picture.

Identification → You know, it's a doll. Its name is Keroppi. Keroppi is Ninik Wahyuni's mine. The doll is her favorite doll and it lives in her room.

Description → Keroppi is small and very cute with green light and yellow-furred. It has oval face, gambrel-eyed, its cheeks flushed with cheerful smile, with circling yellow around its stomach, small-sleeved and short-footed. Very cute!

Closing → Well, I think those all enough. Thank you very much and see you!

G. MEDIA, INSTRUMENT, AND SOURCE

Media

- An authentic material: Poem (about a doll)

Instrument

- LCD, dictionary, paper, and pen/ marker.

Source

- Text Book (Look Ahead, an English Course for Senior High School Students Year X)
- English Language (for X SMA/MA/SMK/MAK)

H. ASSESSMENT

- Choose 3 things around you then write at least 2 characteristics of the thing! Example: The flower is reddish-colored. (Bunga itu bewarna kemerah-merahan)

LESSON PLAN 3

3rd Meeting

Name of School : SMA of Ummul Mukminin Islamic Boarding School
Makassar

Subject : English

Class/Semester : X/ I

Skill Focus : Writing Descriptive Text

Topic : Descriptive Text (Describing an Animal)

Allocation : 2 x 45 minutes (90 minutes)

A. STANDARD COMPETENCE

- Respond the meaning in functional written text and simple short essay in form of text descriptive for interaction in daily life context.

B. BASIC COMPETENCE

- Respond the meaning and rhetoric in the simple short essay which use written language accurately, fluently and acceptable for interaction in daily life context inform of descriptive text.

C. INDICATOR

1. Students are able to understand the steps of writing descriptive text.
2. Students are able to understand the characteristic, social function, and the generic structure and language features of descriptive text.
3. Students are able to use simple present tense correctly.
4. Students are able to use suitable words when describing an object.
5. Students are able to write a simple descriptive written text based on the teacher explanation and from Poem as media in teaching.

D. TOPIC OF LESSON

- Describing an animal (a cat) through Poem as media but without a picture.

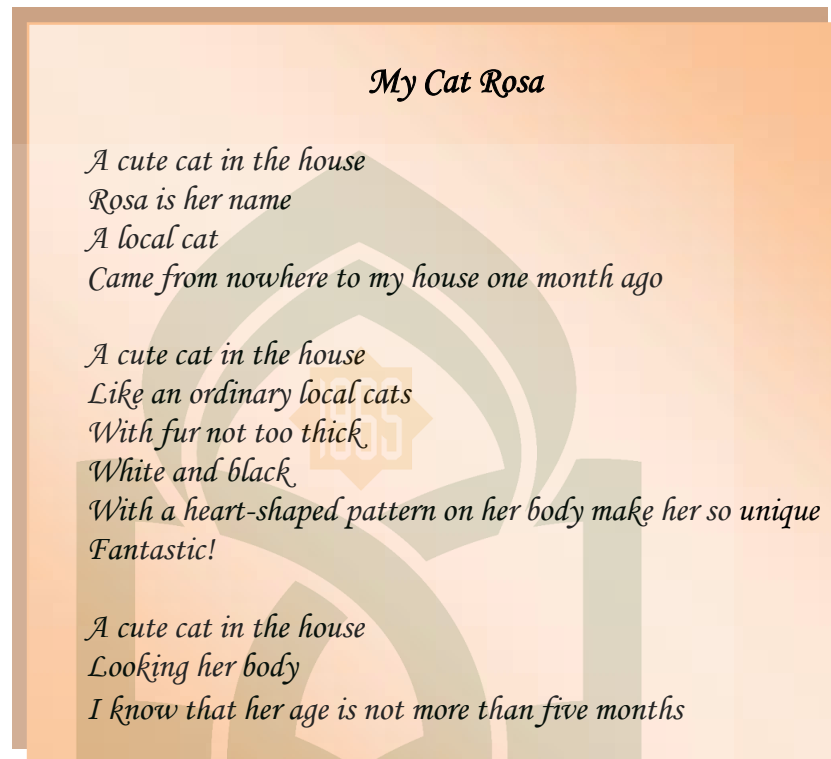
E. SOCIAL FUNCTION

- Describing an animal based on each suite of words of the poem.

F. ACTIVITIES

1. The researcher opens the lesson by greeting and then the researcher checks the attendance list.
2. Next, the researcher builds the students' motivation.
3. The researcher gives a game to the students for arousing their spirit.
4. The researcher re-reviews the students' comprehension about the previous lesson by giving question to them one by one.
5. In this meeting, the students are trained to analyze a poem through some steps and the poem media that used is about an animal (a cat). Just remind, here, the poem media used as guide to describe an object or picture in a poem.

- The researcher gives the simple poem to the students and then they asked to read it accurately.



(Wahyuni, 2014)

- Then, they asked to identify the characteristics (physical appearance) on each suite of words of the poem by giving them a sign or underline it. In this process, the researcher also guided the students. Next, they asked again to define it which one that included the identification and description.
- Ask the students to rematch which one that included the identification and description (Just like the previous step but they only seen the poem media).
- The last, ask the students to describe the characters of the animal that have been identified in the poem into a text by following the presentation headings. The presentation headings namely introduction, identification, description, and closing.

G. MEDIA, INSTRUMENT, AND SOURCE

Media

- An authentic material: Poem (about a cat)

Instrument

- Dictionary, paper, and pen/ marker.

Source

- Text Book (Look Ahead, an English Course for Senior High School Students Year X)
- English Language (for X SMA/MA/SMK/MAK)
- Arsyad, Azhar. Your Basic Vocabulary. Pustaka Pelajar. 2011.

H. ASSESSMENT

- Memorize adjective for describing characteristics an animal!



LESSON PLAN 4

4th Meeting

Name of School : SMA of Ummul Mukminin Islamic Boarding School
Makassar

Subject : English

Class/Semester : X/ I

Skill Focus : Writing Descriptive Text

Topic : Descriptive Text (Describing a People)

Allocation : 2 x 45 minutes (90 minutes)

A. STANDARD COMPETENCE

- Respond the meaning in functional written text and simple short essay in form of text descriptive for interaction in daily life context.

B. BASIC COMPETENCE

- Respond the meaning and rhetoric in the simple short essay which use written language accurately, fluently and acceptable for interaction in daily life context inform of descriptive text.

C. INDICATOR

1. Students are able to understand the steps of writing descriptive text.
2. Students are able to understand the characteristic, social function, and the generic structure and language features of descriptive text.
3. Students are able to use simple present tense correctly.
4. Students are able to use suitable words when describing an object.
5. Students are able to write a simple descriptive written text based on the teacher explanation and from Poem as media in teaching.

D. TOPIC OF LESSON

- Describing a people through Poem as media but without a picture.

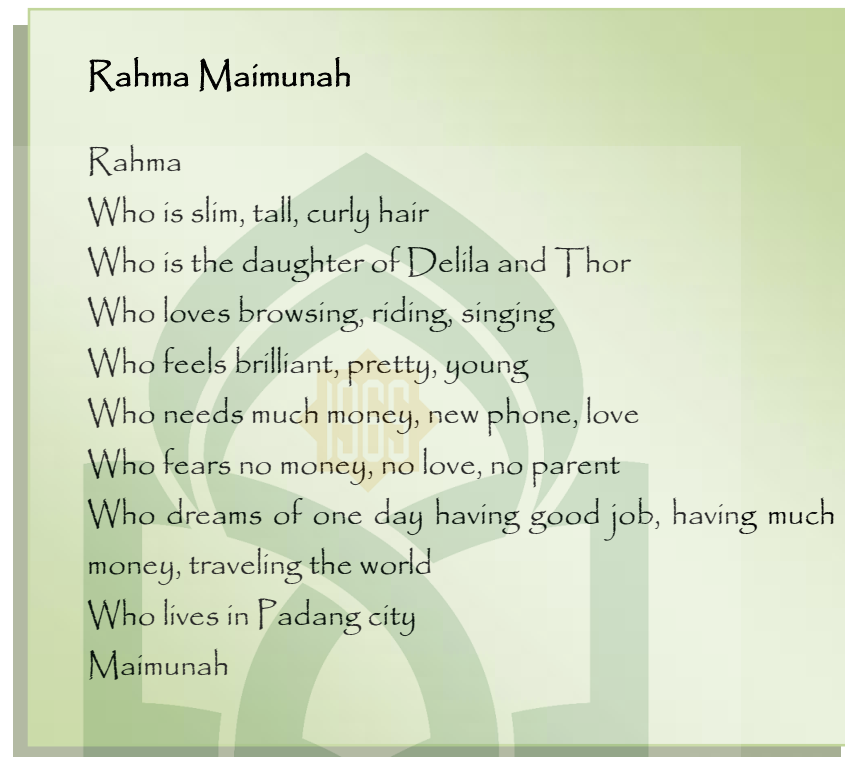
E. SOCIAL FUNCTION

- Describing a people based on each suite of words of the poem.

F. ACTIVITIES

1. The researcher opens the lesson by greeting and then the researcher checks the attendance list.
2. Next, the researcher builds the students' motivation.
3. The researcher gives a game to the students for arousing their spirit.
4. The researcher re-reviews the students' comprehension about the previous lesson by giving question to them one by one.
5. In this meeting, the students are trained to analyze a poem through some steps like the previous meeting and the poem media that used is about a people. Just remind, here, the poem media used as guide to describe an object or picture in a poem.

6. The researcher gives the simple poem to the students and then they asked to read it accurately.



(Yuharman, 2013: p.3)

7. Then, they asked to identify the characteristics (physical appearance) on each suite of words of the poem by giving them a sign or underline it. In this process, the researcher also guided the students. Next, they asked again to define it which one that included the identification and description.
8. Ask the students to rematch which one that included the identification and description (Just like the previous step but they only seen the poem media).
9. The last, ask the students to describe the characters of the people that have been identified in the poem into a text by following the presentation headings. The presentation headings namely introduction, identification, description, and closing.

G. MEDIA, INSTRUMENT, AND SOURCE

Media

- An authentic material: Poem (about a people)

Instrument

- Dictionary, paper, and pen/ marker.

Source

- Text Book (Look Ahead, an English Course for Senior High School Students Year X)
- English Language (for X SMA/MA/SMK/MAK)
- Arsyad, Azhar. Your Basic Vocabulary. Pustaka Pelajar. 2011.

H. ASSESSMENT

- Memorize adjective for describing appearances a people!



LESSON PLAN 5

5th Meeting

Name of School : SMA of Ummul Mukminin Islamic Boarding School
Makassar

Subject : English

Class/Semester : X/ I

Skill Focus : Writing Descriptive Text

Topic : Descriptive Text (Describing an Animal)

Allocation : 2 x 45 minutes (90 minutes)

A. STANDARD COMPETENCE

- Respond the meaning in functional written text and simple short essay in form of text descriptive for interaction in daily life context.

B. BASIC COMPETENCE

- Respond the meaning and rhetoric in the simple short essay which use written language accurately, fluently and acceptable for interaction in daily life context inform of descriptive text.

C. INDICATOR

1. Students are able to understand the steps of writing descriptive text.
2. Students are able to understand the characteristic, social function, and the generic structure and language features of descriptive text.
3. Students are able to use simple present tense correctly.
4. Students are able to use suitable words when describing an object.
5. Students are able to write a simple descriptive written text based on the teacher explanation and from Poem as media in teaching.

D. TOPIC OF LESSON

- Describing an animal (a cat) without Poem media.

E. SOCIAL FUNCTION

- Describing an animal based on picture.

F. ACTIVITIES

1. The researcher opens the lesson by greeting and then the researcher checks the attendance list.
2. Next, the researcher builds the students' motivation.
3. The researcher gives a game to the students for arousing their spirit.
4. The researcher re-reviews the students' comprehension about the previous lesson by giving question to them one by one.
5. In this meeting, the students are asked to describe an animal but they are trained without through poem media as guide. So, they only describe based on a picture.
6. Before begin, the researcher shares the list vocabulary of physical appearance of people and animal for the students which included noun, adjective, and compound adjective.

List Vocabulary of Physical Appearance of People (included Noun, Adjective, and Compound Adjective) Istilah-Istilah Penampilan fisik

For hair

- Straight hair = rambut lurus
- Wavy-hair = rambut ikal, Bergelombang
- Curly hair = rambut keriting
- Kinky hair = rambut keriting kusut
- A crew-cut = rambut cepak (rambut tentara)
- Receding hair = rambut setengah botak
- Short hair = rambut pendek
- Long hair = rambut panjang
- Bangs = rambut poni
- Pigtail rambut kuncir
- Sideburns = cambang
- Dark hair = rambut hitam
- Blonde hair = rambut pirang
- Fair hair = rambut pirang (kuning langsung)
- Auburn-haired = berambut pirang
- Ginger hair = rambut pirang (orange)
- Red hair/reddish-haired = berambut Pirang (kemerah-merahan)
- Grayish-haired = berambut keabu-abuan

Height and Build (Tinggi badan & Perawakan)

- Rather plump = agak gendut
- Stout = agak gendut
- Obese = gemuk sekali
- Fat (impolite) = gendut (tidak sopan)
- Bit overweight = gemuk (lebih sopan)
- Stocky = pendek gemuk
- Well-built = tegap, berotot
- Muscular = berotot
- Slim = langsing
- Thin = kurus
- Anorexic = kurus kerempeng
- Skiny = kurus

For hands

- Long-sleeved = berlengan panjang
- Short-sleeved = berlengan pendek

For legs

- Long-legged = berkaki panjang
- Short-legged = berkaki pendek

For face

- Thin face = wajah kurus
- Chubby face = wajah gemuk/tembem
- Round face = wajah bulat
- Oval face = wajah oval/lonjong
- Egg-shaped = berbentuk lonjong
- Wrinkles = keriput

For skin

- Dark-skinned = berkulit gelap
- White-skinned = berkulit putih
- Fair-skinned = berkulit terang (kuning langsung)
- Beard and moustache = jenggot dan kumis
- Freckles = bintik-bintik di wajah (matahari)
- Pale = pucat

For eyes

- Bright-eyed = bermata terang/jernih
- Hazy-eyed = bermata rabun
- Far-sighted = rabun jauh
- Near-sighted = rabun dekat
- Cross-eyed = bermata juling
- Almond-shaped eyes = mata berbentuk almond
- Big-eyed = bermata besar
- Small-eyed = bermata kecil
- Slant-eyed = bermata sipit
- Blind = buta

Others

- Bald-headed = berkepala botak/gundul
- Middle-aged = berusia setengah tua
- Broad-shouldered = berbahu lebar
- Checks-flushed = berpipi merona
- Cheerful smile = senyum ceria
- Dimpled = berlesung pipi
- Pointed = tirus

List Vocabulary of Physical Appearance of Animals

For eyes

- Big-eyed = bermata besar
- Small-eyed = bermata kecil
- Round-eyed = bermata bulat
- Slant-eyed = bermata sipit
- Large black eyes = mata hitam yang lebar
- Blue-eyed = bermata biru
- Brown-eyed = bermata coklat
- Black-eyed = bermata hitam

For fur (bulu untuk kucing)

- Long-furred = berbulu panjang
- Short-furred = berbulu pendek
- Fluffy-kitten = anak kucing yg berbulu halus
- White-furred = berbulu putih
- Green light and yellow-furred = Berbulu kuning & hijau terang
- Blue feathers = berbulu-bulu biru (u/ burung)
- Grayish-white fur = bulu putih keabu-abuan

Others

- Long-tailed = berekor panjang
- Short-tailed = berekor pendek
- Sharp paws = cakar yg tajam (u/ kucing)
- Claws = cakar (u/ burung)
- Long mustache = kumis panjang
- Short mustache = kumis pendek
- Whiskers = janggut/sungut kucing
- Small ears = telinga kecil
- Long ears = telinga panjang
- Short-eared = bertelinga pendek
- Long-eared = bertelinga panjang
- Cone-shaped mouth = mulut berbentuk Kerucut

For size/quality

- Big = besar
- Small = kecil
- Long = panjang
- Short = pendek
- Wide = lebar
- Thick = tebal
- High = tinggi

For colors

- Back = hitam
- Brown = coklat
- Blue = biru
- Green = hijau
- Red = merah
- Grey = abu-abu
- Blond/auburn = pirang
- Dark = gelap/tua
- Fair = terang, kuning langsung
- Golden = keemas-emasan
- Bluish = kebiru-biruan
- Reddish = kemerah-merahan
- Grayish = keabu-abuan
- Blackish = kehitam-hitaman

General Appearance (penampilan umum)

- Smart = pintar, cerdas
- Elegant = elok, anggun
- Well-dressed = berpakaian rapi
- Scruffy = semrawut
- Untidy-looking = tidak rapi
- Good-looking = menarik, cantik, tampan
- Unattractive = tidak menarik (penampilan)
- Beautiful = cantik
- Handsome = tampan, gagah
- Tall = short
- Short = pendek
- General height = tingginya sedang" saja
- Attractive = menarik (penampilan)
- Charming = menarik (penampilan)
- Ugly = jelek
- Horrible = jelek, mengerikan
- Old = tua
- Young = muda

⇒ Look at the picture below! Identify what do you see about the animal and give the signs on each part of the animal, define it which one that included 'identification' and 'description'. Then, describe them into a simple text!



Name: Coby, Sex: Male, Date of Birth: November 22nd, 2014, From: England, Favorite food: Tuna.

7. Ask the students start it by doing brainstorming activity first in order to abridging them. In this way, they have to brainstorm all the characteristics of the animal and defined it which one are included the identification and description.
8. Next, ask them describe it into a text. Addition, to make the structure of the text clear and readable, the researcher adds again some headings on each

paragraph as a direction for them. The presentation headings are introduction, identification, description, and closing. Last, asked some of the students described it in front of the class.

G. MEDIA, INSTRUMENT, AND SOURCE

Media

- A picture (a cat)

Instrument

- Dictionary, paper, and pen/ marker.

Source

- Text Book (Look Ahead, an English Course for Senior High School Students Year X)
- English Language (for X SMA/MA/SMK/MAK)
- Arsyad, Azhar. Your Basic Vocabulary. Pustaka Pelajar. 2011.

H. ASSESSMENT

- Write a simple description about your pet!

LESSON PLAN 6

6th Meeting

Name of School : SMA of Ummul Mukminin Islamic Boarding School
Makassar

Subject : English

Class/Semester : X/ I

Skill Focus : Writing Descriptive Text

Topic : Descriptive Text (Describing a Place)

Allocation : 2 x 45 minutes (90 minutes)

A. STANDARD COMPETENCE

- Respond the meaning in functional written text and simple short essay in form of text descriptive for interaction in daily life context.

B. BASIC COMPETENCE

- Respond the meaning and rhetoric in the simple short essay which use written language accurately, fluently and acceptable for interaction in daily life context inform of descriptive text.

C. INDICATOR

1. Students are able to understand the steps of writing descriptive text.
2. Students are able to understand the characteristic, social function, and the generic structure and language features of descriptive text.
3. Students are able to use simple present tense correctly.
4. Students are able to use suitable words when describing an object.
5. Students are able to write a simple descriptive written text based on the teacher explanation and from Poem as media in teaching.

D. TOPIC OF LESSON

- Describing a place (their class)

E. SOCIAL FUNCTION

- Describing a place

F. ACTIVITIES

1. The researcher opens the lesson by greeting and then the researcher checks the attendance list.
2. Next, the researcher builds the students' motivation.
3. The researcher re-reviews the students' comprehension about the entire of the previous lesson by giving question to them one by one.
4. The researcher asks the students to correct their writing in the previous meeting and then it checks together.
5. The researcher also teaches them how to describe a place. Then, the students asked to describe their class together with their group then it checks together.
6. Before close, the researcher gives a funny game to the students.

G. INSTRUMENT AND SOURCE

Instrument

- Dictionary, paper, and pen/ marker.

Source

- Text Book (Look Ahead, an English Course for Senior High School Students Year X)
- English Language (for X SMA/MA/SMK/MAK)
- Arsyad, Azhar. Your Basic Vocabulary. Pustaka Pelajar. 2011.

APPENDIX IX
RESEARCH INSTRUMENT

“The Use of Poem to Improve Students’ Ability in Writing Descriptive Text at the Tenth Grade of Ummul Mukminin Islamic Boarding School Makassar”

Item : Pre-test
Theme : Describing an Animal (a Pet)
Pattern : Simple Present Tense
Kind of Text : Descriptive Text

Keterangan:

- Tujuan dari penelitian ini adalah untuk mengetahui sejauh mana penggunaan media puisi ini mampu meningkatkan kemampuan santriwati dalam menulis teks deskriptif yang sederhana.
 1. Instrumen penelitian ini merupakan alat yang digunakan untuk mengetahui bagaimana kemampuan Anda dalam menulis teks deskriptif sebelum diberikan treatment dari penggunaan puisi sebagai media.
 2. Hasil tes ini tidak akan mempengaruhi nilai Anda dalam mata pelajaran Bahasa Inggris, karena hasil dari tes ini semata-mata hanya digunakan untuk kepentingan penelitian.

Petunjuk Pengisian:

1. Isilah identitas Anda pada lembar tes yang telah disediakan!
2. Buatlah sebuah teks deskriptif sederhana berdasarkan gambar & petunjuk yang tertera.
3. Teks deskriptif ditulis dalam pola simple present tense.
4. Dalam pengerjaan tes, Anda diperbolehkan membuka kamus.
5. Anda diberikan waktu selama 60 menit untuk mengerjakan tes ini.
6. Atas partisipasi, dukungan, dan kerja samanya, peneliti mengucapkan banyak terima kasih (syukran katsiran).

- Selamat Bekerja -

STUDENTS' ANSWER SHEET

Item : Pre-test


Date:

Name :	Score	Classification
Reg. Number :		
Class :		

⇒ Look at the picture below! Identify what do you see about the animal and give the signs on each part of the animal. Then, describe them into a simple text!



Name: Utamaru, Sex: Male, Breed: Scottish Fold, Date of Birth: February 26th, 2015,
From: Tokyo, Japan.



"GOOD LUCK!"

RESEARCH INSTRUMENT

“The Use of Poem to Improve Students’ Ability in Writing Descriptive Text at the Tenth Grade of Ummul Mukminin Islamic Boarding School Makassar”

Item : Post-test
 Theme : Describing an Animal (a Pet)
 Pattern : Simple Present Tense
 Kind of Text : Descriptive Text

Keterangan:

- Tujuan dari penelitian ini adalah untuk mengetahui sejauh mana penggunaan media puisi ini mampu meningkatkan kemampuan santriwati dalam menulis teks deskriptif yang sederhana.
 1. Instrumen penelitian ini merupakan alat yang digunakan untuk mengetahui bagaimana kemampuan Anda dalam menulis teks deskriptif setelah diberikan treatment dari penggunaan puisi sebagai media.
 2. Hasil tes ini tidak akan mempengaruhi nilai Anda dalam mata pelajaran Bahasa Inggris, karena hasil dari tes ini semata-mata hanya digunakan untuk kepentingan penelitian.

Petunjuk Pengisian:

1. Isilah identitas Anda pada lembar tes yang telah disediakan!
2. Buatlah sebuah teks deskriptif sederhana berdasarkan gambar & petunjuk yang tertera.
3. Teks deskriptif ditulis dalam pola simple present tense.
4. Dalam pengerjaan tes, Anda diperbolehkan membuka kamus.
5. Anda diberikan waktu selama 60 menit untuk mengerjakan tes ini.
6. Atas partisipasi, dukungan, dan kerja samanya, peneliti mengucapkan banyak terima kasih (syukran katsiran).

- Selamat Bekerja -

STUDENTS' ANSWER SHEET

Item : Post-test


Date:

Name :	Score	Classification
Reg. Number :		
Class :		

- ⇒ Look at the picture below! Identify what do you see about the animal and give the signs on each part of the animal, define it which one that included 'identification' and 'description'. Then, describe them into a simple text!



Name: Niko, Sex: Female, Breed: Persian Cat, Date of Birth: October 8th, 2015, Weight: 2,8 kg, Color: Chincilla Golden, Live in Nagoya City, From: Tokyo, Japan.



"GOOD LUCK!"

APPENDIX X
STUDENTS' ANSWER SHEET


- Pre-test in Experimental Class

STUDENTS' ANSWER SHEET

Item : Pre-test Date: 1 September 2016

Name	: Annisa Nur Saputri	Score	Classification
Reg. Number	:	55	Fair
Class	: X MIA III		

⇒ Look at the picture below! Identify what do you see about the animal and give the signs on each part of the animal. Then, describe them into a simple text.



UNIVERSITAS ISLAM NEGERI
ALAUDDIN
M A K A S S A R

Name: Utamaru, Sex: Male, Breed: Scottish Fold, Date of Birth: February 26th, 2015, From: Tokyo, Japan.

"UTAMARU"

Utamaru is a cat from Tokyo, Japan. Utamaru is a pet with the sex male and breed "Scottish Fold". It was born on 26th 2015. Utamaru have a thick body hair with the colour white and brown. It have a black eyes and it face look sad.

Utamaru is a funny cat. It have a short leg and long tail. Utamaru have a soft body hair. Everybody was touch Utamaru body hair it be sure feel happy.

I think thats all thank you very much.

UNIVERSITAS ISLAM NEGERI

ALAUDDIN

MAKASSAR

"GOOD LUCK!"

STUDENTS' ANSWER SHEET

Item	: Pre-test	Date:	1 September 2016
Name	: Ince Jihan Fajriani N	Score	60
Rcg. Number	:	Classification	Fair
Class	: X MIA 3		

⇒ Look at the picture below! Identify what do you see about the animal and give the signs on each part of the animal. Then, describe them into a simple text.



Name: Utamaru, Sex: Male, Breed: Scottish Fold, Date of Birth: February 26th, 2015, From: Tokyo, Japan.

UNIVERSITAS ISLAM NEGERI
ALAUDDIN
MAKASSAR

" Utamaru "

Utamaru is a cat, He came From Tokyo born on 26th February
 He body hair yellow and white so luxuriant, has eyes circle with
 yellow gold in edge, short leg and tail that make Utamaru is cute
 he has small mount, small ears, flat nose.

But this make Utamaru is cute pet, usually cat / pet stay
 in home, he afraid take a bath, he like fish, he has mustache
 Utamaru is not afraid about cool air because he has body hair
 luxuriant.

This cat is not smile but cat always cute because he
 has eyes beautiful, the breed Utamaru scottish fold and, do you
 know what sex is he ? he is sex male

Content 2

UNIVERSITAS ISLAM NEGERI

ALAUDDIN

MAKASSAR

"GOOD LUCK!"

- Pre-test in Controlled Class

STUDENTS' ANSWER SHEET

Item : Pre-test Date: 01 September 2016

Name : MUTIARA	Score	Classification
Reg. Number :	60	Fair
Class : X MIA 2		

⇒ Look at the picture below! Identify what do you see about the animal and give the signs on each part of the animal. Then, describe them into a simple text.

UNIVERSITAS ISLAM NEGERI
ALAUDDIN
MAKASSAR

Name: Utamaru, Sex: Male, Breed: Scottish Fold, Date of Birth: February 26th, 2015, From: Tokyo, Japan.

"UTAMARU"

The Name Cat is Utamaru, sex of the cat is Male. The Cat it has a hair thick. he was Born at February, 26th 2015, From Tokyo, japan. he have a brown and white Fur, Brown eyes, mustache, pink nose and have short legs. He has a small Body and he's so cute between another Animals.

UNIVERSITAS ISLAM NEGERI

ALAUDDIN

MAKASSAR

"GOOD LUCK!"

STUDENTS' ANSWER SHEET

Item	: Pre-test	Date:	04 th of September 2016
Name	: Karmila Dwiyanti	Score	55
Reg. Number	:	Classification	Fair
Class	: X MIA 2		

⇒ Look at the picture below! Identify what do you see about the animal and give the signs on each part of the animal. Then, describe them into a simple text.



Name: Utamaru, Sex: Male, Breed: Scottish Fold, Date of Birth: February 26th, 2015, From: Tokyo, Japan.

UNIVERSITAS ISLAM NEGERI
ALAUDDIN
M A K A S S A R

"UTAMARU"

It is a cute cat, its name is utamaru, it's from Tokyo, Japan.

It's cat has soft fur, and the color is brown and white.

It is a male and the breed is Scottish fold. It's cat has

big eyes, and the color is black with yellow circles, and it's cat has

long moustache around its mouth, it's was born february 26th 2016.

It's has short legs and short tail too.

1965

UNIVERSITAS ISLAM NEGERI

ALAUDDIN

MAKASSAR

"GOOD LUCK!"

- Post-test in Experimental Class

STUDENTS' ANSWER SHEET

Item : Post-test Date: 20 September 2016

Name : ANNISA NUR SAPUTRI	Score	Classification
Reg. Number :	80	Good
Class : X MIA 01		

⇒ Look at the picture below! Identify what do you see about the animal and give the signs on each part of the animal, define it which one are included 'identification' and 'description'. Then, describe them into a simple text.

Name: Niko, Sex: Female, Breed: Persian Cat, Date of Birth: October 8th, 2015, Weight: 2.8kg, Color: Chincilla Golden, Live in Nagoya City, From: Tokyo, Japan.

(Identification)

بِسْمِ الرَّحْمَنِ الرَّحِيمِ

"NIKO"

- 1) Hello! My name is Annisa Nur Saputri. I'm a student from the 10th exact three class of senior high school at Ummul Mukminin Islamic Boarding School Makassar. Here, I'd like to talk to you about a picture.
- 2) You know, it's a doll. Its name is Niko. Niko is a female cat. Niko breed is a Persian cat. Its date of birth is October 8th, 2015. Niko from Tokyo, Japan. Niko live in Nagoya City. Its weight is 2,0 kg.
- 3) Niko is a chubby and very cute pet with brown fur. It has big eyes and round eyes, and its eye color is yellow. It has a small nose, small mouth, long legs, long tail, and black legs. Niko is a small cat with long whiskers. Oh, Niko is very cute!
- 4) Well, to the well, I think that's all. Thank you very much and see you!!!

UNIVERSITAS ISLAM NEGERI

ALAUDDIN

MAKASSAR

"GOOD LUCK!"

STUDENTS' ANSWER SHEET

Item : Post-test Date: 20 September 2016

Name : Ince Jihan Fairiani N	Score	Classification
Reg. Number :	85	Excellent
Class : X MIA 3 SMA		

⇒ Look at the picture below! Identify what do you see about the animal and give the signs on each part of the animal, define it which one are included 'identification' and 'description'. Then, describe them into a simple text.



Name: Niko, Sex: Female, Breed: Persian Cat, Date of Birth: October 8th, 2015, Weight: 2,8kg, Color: Chincilla Golden, Live in Nagoya City, From: Tokyo, Japan.

Identification

" Niko The cat "

Hi ! my name is Ince Jihan . I'm a student from 10 exact 3
at Islamic boarding school of Ummul mukminin . Here i'd like to tell you
about this picture

Do you know ! it's a cat . Her name is Niko , sex is female ,
Breed is persian cat . Born at October 8th , 2015 with body weight .
2.8 Kg , live in Nagoya city From Tokyo , Japan

Niko is a small cat , her color is chincilla golden - furred , she
has long - eared , she has round - eyed with yellow golden color , long
mustache , pink - flat nose , small mouth , short tail with black and
brown color , Black Footed , This made the cat very cute and beautiful
Maybe , just it . Thank you very much and see you again !

UNIVERSITAS ISLAM NEGERI

ALAUDDIN
MAKASSAR

"GOOD LUCK!"


- Post-test in Controlled Class

STUDENTS' ANSWER SHEET

Item : Post-test Date: 27 September 2016

Name	: Mutiara	Score	Classification
Reg. Number	:	65	Fair
Class	: X-MIA-2		

⇒ Look at the picture below! Identify what do you see about the animal and give the signs on each part of the animal, define it which one are included 'identification' and 'description'. Then, describe them into a simple text.



Small

Golden Furred

long Tail
long furred

long eared

Large brown eyed

long mustache

long legged

sharp Paws

Name: Niko, Sex: Female, Breed: Persian Cat, Date of Birth: October 8th, 2015, Weight: 2.8kg, Color: Chincilla Golden, Live in Nagoya City, From: Tokyo, Japan.

(NIKO a pet)

this is Niko the cat.

It sex female and date of Birth : October 0th 2015 .

weight 2,0kg. this cat colour is chinchilla golden, live

In Nagoya City From :Tokyo, Japan : It^{has} long tail, long

Furred, long mustache, long eared, long legged and sharp

paws. and it has large brown eyed.

UNIVERSITAS ISLAM NEGERI

ALAUDDIN

MAKASSAR

"GOOD LUCK!"

STUDENTS' ANSWER SHEET

Item : Post-test Date: 27 September 2016

Name : Karmila dwiyanti	Score	Classification
Reg. Number :	65	Fair
Class : X. MIPA 2		

⇒ Look at the picture below! Identify what do you see about the animal and give the signs on each part of the animal, define it which one are included 'identification' and 'description'. Then, describe them into a simple text.



Name: Niko, Sex: Female, Breed: Persian Cat, Date of Birth: October 8th, 2015, Weight: 2.8kg, Color: Chincilla Golden, Live in Nagoya City, From: Tokyo, Japan.

"NIKO"

This cat name is NIKO. It's ~~not~~ female cat, ~~and~~ and this cat is
persian cat, was born on 8th of October 2015. This cat from TOKYO,
Japan, live in Nagoya city. It's cat has Brown fur and has
Big eyed ~~cat~~ with yellow color, and has short legs too.

It's cat has long fur and long tail, and then long mustache too.
It's cat short and unattractive.

UNIVERSITAS ISLAM NEGERI

ALAUDDIN
M A K A S S A R

"GOOD LUCK!"

APPENDIX XI

STUDENTS' ATTENDANCE LIST

School : SMA of Ummul Mukminin Islamic Boarding School Makassar
 Class : The Tenth Grade Students (X-MIA 3)
 Academic Year : 2016/2017 (on the odd Semester)

NO.	NISN	NAME	MEETING							
			Pre-test	TREATMENT						Post-test
				1 st	2 nd	3 rd	4 th	5 th	6 th	
01 Sept 2016	02 Sept 2016	05 Sept 2016	06 Sept 2016	07 Sept 2016	17 Sept 2016	19 Sept 2016	20 Sept 2016			
1.		Andi Arni Irawaty AB				i				
2.	0006239653	Andi Zahwa AM. Mappatunru								
3.		Annisa Nur Saputri				i				
4.	0010312614	Bulqis Syam				i				
5.		Dewi Fitria Zahra A								
6.		Fatmawati Salam								
7.		Fira Aliah			S	S				
8.		Iftitah Ahmad								
9.		Ince Jihan Fajriani N								
10.		Khusnul Khatimah								
11.		Maritza Rafa Ulani Ichsan								
12.	0011808091	Marsya Aulia Danial								
13.	0014112885	Muslimah Tulkhairah								
14.	0004724196	Nabila Indah Permatasari S		S		i				
15.		Nadya Ulfianti Rusli		S		i				
16.		Nida'ul Hafiyah Musawwir		i						
17.	0008518754	Nur Fauziah Ikhwan								
18.		Nurul Fitrah Aryani								
19.		Ratu Avairah								
20.		Reyna Andara Regita			S					

APPENDIX XII
DOCUMENTATION





UNIVERSITAS ISLAM NEGERI
UDDIN
KASASAR



CURRICULUM VITAE



The researcher, **Ninik Wahyuni Rahman** was born on May 13th 1994 in Makassar, South Sulawesi. She is the second child of her parents, H. Abdul Rahman, SE and Hj. Rosdiana P. She has three lovely brothers; Muh. Saud Ramadhan AR (her older brother), (Alm.) Maulana Malik Ibrahim AR and Abdul Hafidz Multazam AR (her younger brothers), and a lovely younger sister, Nurul Muthi'ah Rahman.

In 1999, she started her education in TK Islam Maradekaya, Kerung-Kerung Makassar and graduated in 2000. She continued her study in SDN Sudirman II Makassar but in 2002 she followed her family moved to Samarinda, East Kalimantan for ± 2 years and continued in SDN No. 016 Samarinda, then back to Makassar in 2004 and re-entered in SDN Sudirman II and graduated in 2006. Next, she continued her study in SMP of Ummul Mukminin Islamic Boarding School Makassar and graduated in 2009. Then in the same year, she continued her study again in SMA of Ummul Mukminin Islamic Boarding School Makassar and graduated in 2012.

After finishing study at school, in the same year, she chose to continue her study at Alauddin State Islamic University of Makassar (UIN Alauddin Makassar) and was accepted in English Education Department of Tarbiyah and Teaching Science Faculty. During her study in UIN, she became a member in some meeting clubs like NGC (New Generation Club), MEC (Muslimah English Club), etc. also she has been actively involved in Students Association and English Community (HMJ PBI UIN Alauddin Makassar) for 2 periods.