


**ELITE: ENGLISH LINGUISTICS TERMINOLOGY BASED ON
ANDROID APPLICATION (RESEARCH AND DEVELOPMENT
IN APPLIED LINGUISTICS FOR ENGLISH AND
LITERATURE STUDENTS OF ALAUDDIN
STATE ISLAMIC UNIVERSITY
OF MAKASSAR)**



A Thesis

*Submitted to the Adab and Humanities Faculty of Alauddin State Islamic
University of Makassar in partial Fulfillment of the Requirements of the Degree of
Sarjana Humaniora*

UNIVERSITAS ISLAM NEGERI
HASRULLAH
40300113052
ALAUDDIN
M A K A S S A R

**ENGLISH AND LITERATURE DEPARTMENT
ADAB AND HUMANITIES FACULTY
ALAUDDIN STATE ISLAMIC UNIVERSITY OF MAKASSAR
2019**

PERNYATAAN KEASLIAN SKRIPSI

Dengan penuh kesadaran, penulis yang bertanda tangan di bawah ini menyatakan bahwa skripsi ini benar-benar adalah hasil karya penulis sendiri, dan jika kemudian hari terbukti merupakan duplikat, tiruan, plagiat atau dibuat oleh orang lain secara keseluruhan ataupun sebagian, maka skripsi ini dan gelar yang diperoleh batal demi hukum.

Romang Polong, 02 Februari 2019



HASRULLAH
NIM. 40300113052


UNIVERSITAS ISLAM NEGERI
ALAUDDIN
M A K A S S A R

PERSETUJUAN PEMBIMBING

Pembimbing penulisan skripsi saudara **Hasrullah**, NIM: 40300113052, Mahasiswa jurusan Bahasa dan Sastra Inggris pada Fakultas Adab dan Humaniora, UIN Alauddin Makassar, setelah dengan seksama meneliti dan mengoreksi skripsi yang bersangkutan dengan judul "*ELITE: English Linguistics Terminology Based on Android Application (Research and Development in Applied Linguistics for English and Literature Students of Alauddin State Islamic University of Makassar)*", memandang bahwa skripsi tersebut telah memenuhi syarat ilmiah dan dapat disetujui untuk diajukan ke sidang munaqasyah.

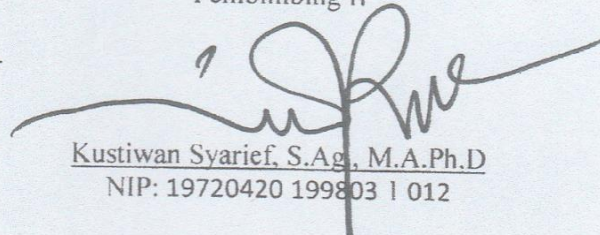
Romang Polong, 04 Februari 2019

Pembimbing I



Dr. H. Barsihannor, M. Ag.
NIP: 19691012 199603 1 003

Pembimbing II



Kustiwan Syarief, S.Ag., M.A.Ph.D
NIP: 19720420 199803 1 012

APPROVAL SHEET FOR THESIS

Title of Thesis : ELITE: English Linguistics Terminology Based on Android Application (Research and Development in Applied Linguistics for English and Literature Students of Alauddin State Islamic University of Makassar)

Name : Hasrullah

Reg. Number : 40300113052

Program : Bachelor of Degree

Date of Proposal


Examination : September 17th, 2018

Romang Polong, Februari 4th, 2018

Supervisors

Supervisor I

Supervisor II



Dr. H. Barsihannor, M. Ag.
NIP: 19691012 199603 1 003

Kustiwan Syarief, S.Ag., M.A.Ph.D
NIP: 19720420 199801 1 012


Approved by

The Head of English and Literature Department,




Kustiwan Syarief, S.Ag., M.A.Ph.D
NIP: 19720420 199801 1 012

Acknowledged by:
Dean of Adab and Humanities Faculty,



Dr. H. Barsihannor, M.Ag.
NIP: 19691012 199603 1 003




PENGESAHAN SKRIPSI

Skripsi yang berjudul “*ELITE: English Linguistics Terminology Based on Android Application (Research and Development in Applied Linguistics for English and Literature Students of Alauddin State Islamic University of Makassar)*” yang disusun oleh **Hasrullah, NIM: 40300113052**, Mahasiswa Jurusan Bahasa dan Sastra Inggris pada Fakultas Adab dan Humaniora UIN Alauddin Makassar, telah diuji dan dipertahankan dalam *Sidang Munaqasyah* yang diselenggarakan pada hari **Rabu, 27 Februari 2019 M.**, bertepatan dengan **22 Jumadal Akhirah 1440 H.**, dan dinyatakan telah dapat diterima sebagai salah satu syarat untuk memperoleh gelar Sarjana Humaniora (S.Hum.) dalam Ilmu Adab dan Humaniora, Jurusan Bahasa dan Sastra Inggris (dengan beberapa perbaikan).

Gowa, 27 Februari 2019 M.
22 Jumadal Akhirah 1440 H.

DEWAN PENGUJI

Ketua : Dr. Hj. Syamzan Syukur, M. Ag.
Sekretaris : Faidah Yusuf, S.S M.Hum.
Munaqisy I : H. Muhammad Nur Akbar Rasyid, M.Pd., M.Ed., Ph.D.
Munaqisy II : Sardian Maharani Asnur, S.Pd., M.Pd.
Pembimbing I: Dr. H. Barsihannor, M. Ag.
Pembimbing II: Kustiwan Syarief, S.Ag., M.A., Ph.D.
Ketua Pelaksana: Abdul Kadir, S.E



Diketahui oleh:

Dekan Fakultas Adab dan Humaniora
UIN Alauddin Makassar



Dr. H. Barsihannor, M.Ag.

NIP. 19691012 199603 1 003

ACKNOWLEDGEMENT

بِسْمِ اللَّهِ الرَّحْمَنِ الرَّحِيمِ

Alhamdulillahirabbil ‘alamin, the researcher would like to express his confession and gratitude to the most perfection, Allah Swt for the guidance, blessing and mercy in completing this thesis. Shalawat and Salam are always delivered to the great Prophet Muhammad Saw, his family and followers till the end of the time. The researcher realized that there were some problems faced by her in accomplishing this thesis. Those problems could not be solved without getting assistance, support, helps, motivations, criticisms, encouragement and guidance from many people. Therefore, the researcher would like to express his deepest gratitude to the following:

1. The researcher’s beloved family; Andas and Sitti Aisyah, for all their prayers, supports and eternally affections as the biggest influence in his success and happy life and also to his beloved brothers and sisters; Saenal, Muhammad Rakib, Sairah, Rosmiati for their support, happy and colorful life.
2. Prof. Dr. H. Musafir Pabbahari, M.Si. as the Rector of Alauddin State Islamic University of Makassar, who has given his chance to study in English and Literature Department so that he could find his passion in a language study until he finished his study.
3. Prof. Sitti Aisyah Kara, as the the third Rector of Alauddin State Islamic University of Makassar, who always gives her support to him for joining some competitions in the scientific paper competitions during his study.

4. Dr. H. Barsihannor, M. Ag as the Dean of Adab dan Humanities Faculty, Kustiwan Syarief, S.Ag., M.A., Ph.D. as the Head of English and Literature Department, and Syahrani Junaid, S.S., M.Pd. as the Secretary of English and Literature Department for their support, help and encouragement. Not only for this research, but also all of achievements that the researcher got during his study.
5. Dr. H. Barsihannor, M. Ag. as his first supervisor and Kustiwan Syarief, S.Ag., M.A., Ph.D. as the second supervisor who have made so much time, guided, advised, and given their corrections and suggestions during completing this thesis.
6. H. Muhammad Nur Akbar Rasyid, M.Pd., M.Ed., Ph.D. and Sardian Maharani Asnur, S.Pd., M.Pd. as his examiners, not only for their advices, criticism and suggestion, but also for their supports and encouragement to finish this thesis.
7. The lecturers of Adab and Humanities Faculty, for their knowledge and enlightenment, also to the staffs of Adab and Humanities Faculty for their help and administrative support.
8. His beloved and best friends; Nurhikma Yanti, S.Pd, Gabrelya Novita Sari, S.Pd., Amriani, S.Km., Astri Isnaeni, S.H., Tri Naldy Mahir, S.Pd., Fadhil Sam, S.Hum., Muhammad Nasir, S.Hum., Siti Maghfira Khumaira, S.Hum., Awaluddin, S.Hum., Lilis Teresna Surya, S.Hum., Adhakumala Dewi, S.Hum., Fitra Andini S.Hum., Hasni IL Kasmi, S.Hum., Amirullah, S.Hum., and Ilham Syamsuddin, S.Ip., who always listen to whatever he says, give a hand, advice the best deal, forbid unimportant thing and stand by himself. Unforgettably his friends in English and Literature Department 2013, especially AG 1-2 whom he shares experience and knowledge during his study and writing. They make their wonderful contributions.

9. English and Literature students 2014, 2015, 2016 and 2017 who are helpful whatever he needs in his research. For the deepest heart, the researcher realizes that this thesis is imperfect and it still needs suggestions and criticisms. Despite of its imperfection, he hopes that this thesis and the product (ELITE application) will be useful for the students, the lecturers and the readers in general who need it. May Allah SWT always bless us in every single thing we do.
10. *Unit Kegiatan Mahasiswa Riset Keilmuan dan Kemitraan Masyarakat (UKM RITMA)* who always gives him some supports during conducted some researches by him. Especially for Mabbicara UIN Alauddin Makassar, the researcher is the co-founder of the Mabbicara, who always stands by him to support his passion in a language learning and linguistics research.

Romang Polong, February 27th, 2018
The Researcher,



Hasrullah
40300113052

UNIVERSITAS ISLAM NEGERI
ALAUDDIN
M A K A S S A R

TABLE OF CONTENTS

COVER	i
PERNYATAAN KEASLIAN SKRIPSI	ii
PERSETUJUAN PEMBIMBING	iii
APPROVAL SHEET	iv
PENGESAHAN SKRIPSI	v
ACKNOWLEDGEMENT	vi
TABLE OF CONTENTS	ix
LIST OF TABLES	xii
LIST OF FIGURES	xiii
LIST OF APPENDIXES	xiv
ABSTRACT	xv
CHAPTER I INTRODUCTION	
A. Background	1
B. Research questions	4
C. Research Objectives	4
D. Research Significances.....	5
E. Research Scope	5
CHAPTER II REVIEW OF RELATED LITERATURE	
A. Previous Findings	6
B. Partinent Ideas	8
1. Applied Linguistics	8
2. Terminology	10
3. Terminography	13
4. Android Application.....	14
5. System Usability Scale.....	15

6. Research and Development.....	17
----------------------------------	----

CHAPTER III RESEARCH METHODOLOGY

A. Research Method.....	22
B. Research and Development model.....	22
C. Data Collection Procedures.....	23
1. Design	23
a. Subject of the Research Design.....	23
b. Instrument of the Research Design	24
c. Data Analysis of the Research Design	25
d. Product Planning of the Research Design.....	26
2. Development	26
a. Instrument of the Research Development	27
b. Corpus Collection Procedures.....	27
c. Practice Making Procedures.....	28
d. Data Analysis of the Research Development.....	29
3. Evaluation	29
a. Subject of the Research Evaluation.....	29
b. Instrument of the Research Evaluation	31
c. Data Analysis of the Research Evaluation.....	34

CHAPTER IV FINDING AND DISCUSSION

A. Findings	36
1. Design in ELITE Application	36

2. Development in ELITE Application	43
3. Evaluation in ELITE Application	49
B. Discussion	64
1. Design (Challenges and Needs Assessment).....	64
2. Development	67
3. Evaluation.....	71
CHAPTER V CONCLUSSION AND SUGGESTION	
A. Conclusions	79
B. Suggestions.....	81
BIBLIOGRAPHY	82
APPENDIXES	85
BIOGRAPHY	111
A. Profil.....	111
B. Awarded	112
C. Research Paper	114
D. Creation on Google Playstore Marketing.....	115



LIST OF TABLES

Tabel 2.1: Description of System Usability Scale (SUS) Aspects.....	16
Tabel 3.1: Aspects of E-Learning Needs Assessment	24
Tabel 3.2: Questions of the Challenges and Needs.....	24
Tabel 3.3: Validation test of ELITE application questionnaire	32
Tabel 3.4: System Usability Scale (SUS) Questionnaire	33
Tabel 3.5: Percentile and Scale Agreements of The SUS.....	34
Tabel 4.1: Aspects of E-Learning Needs Assessments Confirmed.....	37
Tabel 4.2: Percentage of E-Learning Needs Assessments	40
Tabel 4.3: Predominantly List of the students' Needs	42
Tabel 4.4: Percentile and Scale Agreements of The SUS.....	49
Tabel 4.5: Confirmation Aspects of Validation Test	49
Tabel 4.6: Observation Score and Mean Scale of Validation Test	50
Tabel 4.7: Usable in Validation Test Result	51
Tabel 4.8: Level Degree of Product Validation Test Result	52
Tabel 4.9: Description of the SUS Aspects Confirmed	53
Tabel 4.10: Observation Score and Mean Scale of the SUS.....	54
Tabel 4.11: Percentile and Scale Agreements of Evaluation stage.....	55
Tabel 4.12: Evaluation Stage Result in Learnability Aspect	56
Tabel 4.13: Usable in Learnability Aspect.....	57
Tabel 4.14: Evaluation Stage Result in Efficiency Aspect	58
Tabel 4.15: Average in Efficiency Aspect	59
Tabel 4.16: Evaluation Stage Result in Satisfaction Aspect.....	60
Tabel 4.17: Usable in Satisfaction Aspect	61
Tabel 4.18: Mean Scale and Rating of Level Product in ELITE Application	63
Tabel 4.19: Discussion of E-Learning Needs Assessment finding result	64
Tabel 4.20: Five Principles of Terminography Confirmed.....	67

LIST OF FIGURES

Figure 2.1: Terminology Service	10
Figure 2.2: Richey and Klein's Model of Research and Development.....	17
Figure 2.3: Robert Maribe Branch's Model of Research and Development.....	18
Figure 2.4: Thiagarajan's Model of Research and Development	19
Figure 2.5: Borg and Gall's Model of Research and Development.....	20
Figure 3.1: Richey and Klein's Model of Research Methodology	22
Figure 3.2: Design of ELITE Application	26
Figure 3.3: Nomogram Harry King, Number of Samples Determining	30
Figure 3.4: Thirty Students Determined Randomly.....	31
Figure 4.1: Observation Sheet Result in Google Docs	38
Figure 4.2: Before and After on Home Page Display of ELITE Application.....	43
Figure 4.3: Before and After on Feature I Display of ELITE Application	45
Figure 4.4: Before and After on Feature II Display of ELITE Application.....	46
Figure 4.5: Before and After on Definition Display of ELITE Application.....	46
Figure 4.6: Before and After on Feature III Display of ELITE Application	47
Figure 4.7: Before and After on Feature IV Display of ELITE Application.....	48
Figure 4.8: Diagram Effectiveness of ELITE Application	62
Figure 4.9: Discussion of the main finding in Development result	68
Figure 4.10: Flowchart Use Case of ELITE Application.....	70
Figure 4.11: Before Revised on ELITE application.....	74
Figure 4.12: After Revised on ELITE Application.....	74
Figure 4.13: Before and After Revised on Button Menu	75
Figure 4.14: Before and After Revised on Home Page Menu	76
Figure 4.15: Feature About of ELITE Application.....	76

LIST OF APPENDIXES

A. Tabulation Data	85
1. Interview Result (Transcript in English Translation).....	85
2. Validation Data of ELITE Application	92
3. Evaluation Data of ELITE Application.....	93
B. Validity and Reliability of the Questionnaire.....	95
1. Validation Test of ELITE Application Questionnaire	95
2. System Usability Scale (SUS) Questionnaire	97
3. Instruments Validation	99
C. Instrument Result Original	100
1. Interview Result (Original Transcript in Indonesia)	101
2. Validation Data of ELITE Application	108
3. System Usability Scale (SUS) Questionnaire	109

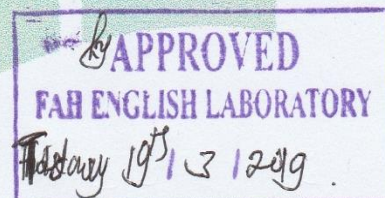


ABSTRACT

Name : **Hasrullah**
Reg. Number : 40300113052
Major : English and Literature Department
Faculty : Adab and Humanities
Title : *ELITE: English Linguistics Terminology Based on Android Application (Research and Development in Applied Linguistics for English and Literature Students of Alauddin State Islamic University of Makassar)*
Supervisor I : Barsihannor
Supervisor II : Kustiwan Syarief

This research discussed about applied linguistics in research and development model of Richey and Klein; Design, Development and Evaluation which aimed to find out innovative idea for studying linguistics terminology and to develop linguistics terminology application based on Android as well as evaluated the effectiveness of its. This research focused on the Temmerman's theory about Terminography which divided into five principles to making a specialized dictionary. The data were analyzed using qualitative and quantitative method. The researcher used corpus collection and questionnaire sheet as the main instruments to reveal the valid data. The findings showed that ELITE application based on five principles of Terminography; Monolingual-English, Structure Consecutively-there are 711 vocabularies from A to Z consecutively, Standard Description-Corpus data collections based on the Linguistics dictionary book of Cambridge University Press 2013, One Design-one term only designed one definition, and Permanent- Definition of its term is permanent. While the effectiveness of ELITE application divided into three main effectiveness; Learnability obtained 82% to learn linguistics terminology, Efficiency obtained 73% to use anytime the learning linguistics terminology, Satisfaction obtained 76% in learning linguistics terminology. Hence, the researcher concluded that ELITE application were used effectively in learning linguistics terminology among the students of the English and Literature Department of Alauddin State Islamic University of Makassar.

Keywords: *Research and Development, Applied Linguistics, Terminography, ELITE application, Android, Dictionary.*



CHAPTER I

INTRODUCTION

A. Background

In the 21th century, mobile phone has been revolutionized to be a smartphone device for getting information quickly, for example an Android. Chinetha et. al (2015, pp. 30-33) stated that Android is a smartphone that has numerous applications since it was developed by Google in 2005. The total number of applications in Google Play Store on December, 2018 was 2.633.211 applications (Statista Inc. 2018, retrieved from www.statista.com). The impact is that many people use Android as their first smartphone device because of numerous applications available, especially for Indonesian people.

Liu (2016, pp. 1-10) claimed that Indonesia becomes the third country as the most popular of Android user in Asia – Pacific from 2014 to 2016. This is also true in the context of English and Literature department students of Alauddin State Islamic University of Makassar. Based on the observation sheet data, there are 25 students in the batches of 2014, 2015, 2016 and 2017 who are 100% as Android users. It can be predicted then the above figures will continue increase each year where more and more applications will be available in Google play store.

Although there are millions of Android applications, the researcher's preliminary observations suggest that they lack applications which specifically address the idea of linguistics terminology, specifically dedicated to the students. Based on the need assessments data, 80% of the English and Literature Department students use textbooks for studying linguistics. Meanwhile 72% of them respond

that linguistics is one of the difficult courses that has some complicated terminologies. Finch (2003, pp. 210-222) claimed that many people do not know about linguistics terminologies. In fact, the students will encounter only “language learning” application which is the object of linguistics study.

Based on the problem potential above, the researcher offers an application idea, namely **ELITE (English Linguistics Terminology) Based on Android** for students in English and Literature Department of Adab and Humanities Faculty of Alauddin State Islamic University of Makassar. The application is developed by approaching Terminography theory to propose as an innovative idea for the students to study linguistics terminologies, and it will be based on Research and Development method to produce the application as its final product.

Research and Development is a method to develop a product based on need analysis/assessments of the students and to know the effectiveness of a product through a research. Furthermore, the product will be developed by approaching one of theories in Applied linguistics, Terminography theory of Temmerman (2007, p. 20). For example, a research from Yudi Hanafi in 2016 entitled, “Music Dictionary Development Based on Android”, also used Research and Development by applying Sugiyono model approach 2013; Need assessment, Planning, Development, Preliminary product test, Product revision, and Implementation. His research produced an Android application based on need assessments of Music Department students in Language and Art Faculty of Yogyakarta State University. He found that a weakness of music dictionary textbooks where the students’ challenge is too heavy to carry out the textbooks in their bag everywhere. Hence,

he planned to design, develop and produce Music Dictionary of Android application in learning music terminologies to students of the Music Department. The result of his Research and Development could provide the student more access to get and process information more easily and efficiently.

Furthermore, Research and Development tends to be implemented as a business product. Sugiyono (2017) argues that Research and Development is a good research method for the students to combine some fields of sciences in order to produce a product and to market its product, especially in information technology era.

The development of information technology, especially for Android, will provide more access to get and process information more quickly and efficiently through an application. Moreover, such information technology development is very closely related to Al-Qur'an, surah An-Naml, verse 40:

قَالَ الَّذِي عِنْدَهُ عِلْمٌ مِّنَ الْكِتَابِ أَنَا آتِيكَ بِهِ قَبْلَ أَنْ يَرْتَدَّ إِلَيْكَ
 طَرْفُكَ فَلَمَّا رآه مُسْتَقِرًّا عِنْدَهُ قَالَ هَذَا مِن فَضْلِ رَبِّي لِيَبْلُوَنِي
 أَأَشْكُرُ أَمْ أَكْفُرُ ۗ (....)

Said "who one had knowledge from the book, "I will bring it to you before your glance returns to you." And when he (Solomon) saw it placed before him, he said, "This is from the favor of my Lord to test me whether I will be grateful or ungrateful" (....)

Shihab interprets Surah An-Naml verse 40 above that there is someone who has knowledge from the book who is able to present the throne of queen Balqis for flash (in the blink of eye). It is a gift given by Allah to His servants. Verily, Allah is exalted and glorious (Al-Mishbah, 2009, p. 9). In short, the development of

information technology is not only to satisfy the needs of all human beings, but it also has been suggested in Al-Qur'an to test, among all human beings, who is grateful and who is not to all the gifts of Allah.

B. Research Questions

Based on the previous background, two problems need to be answered by the researcher as follows:

1. What are English and Literature students' challenge in learning linguistics terminologies?
2. How is ELITE (English Linguistics Terminology), an Android application, developed to help students learn linguistics terminologies at the English and Literature Department?
3. How effective is ELITE (English Linguistics Terminology), an Android application developed by the researcher, in addressing English and Literature students' needs in learning linguistics terminologies at the English and Literature Department?

C. Objective of the research

Based on the research questions above, the objectives of this research were as follows:

1. To find out English and Literature students' challenge in learning linguistics terminologies.
2. To know how is ELITE (English Linguistics Terminology), an Android application, developed to help students learn linguistics terminologies at the English and Literature Department.

3. To find out the effectiveness of ELITE (English Linguistics Terminology), an Android application developed by the researcher, in addressing English and Literature students' needs in learning linguistics terminologies at the English and Literature Department.

D. Significance of the study

The significances of this research were as follows:

1. Theoretical Significance

This research aimed to prove a theory of Temmerman (2007, p. 20) in Terminography, which deals with practice of making word terminology lists to be present in specialized dictionary. Furthermore, it aimed to provide a word list with definitions of a specialized field.

2. Practical Significance

In other sides, this research also aimed to help those who are interested in Research and Development (R&D) practically, especially for students of the English and Literature Department. Moreover, the results of this research were expected to come up with a product for a specific-purpose, that is, to help students get information as quickly and efficiently as possible regarding linguistics terminologies through an Android application.

E. Scope of the Study

The scope in Terminography theory of Temmerman (2007, p. 20) that would be examined in this research is to develop an Android based dictionary dealing specifically with the terms of linguistics regarding students' needs assessment, namely ELITE (English Linguistics Terminology).

CHAPTER II

REVIEW OF RELATED LITERATURE

A. Previous Studies

The researcher found a number of studies related to this research.

First, Hanafi (2016), in his thesis entitled, “Music Dictionary Development Based on Android”, has conducted Research and Development completely by applying Sugiyono’s model approach (2013); Need assessment, Planning, Development, Preliminary product test, Product revision, and Implementation. His research produced an Android application based on needs assessment of Music Department students in Language and Art Faculty of Yogyakarta State University. He found that a weakness of music dictionary textbooks for the students is that they are too heavy to carry in their bag everywhere. Hence, he planned to design, develop and produce Music Dictionary of Android application in learning music terminologies to the students. The results of his R&D could provide the students more access to get and process information more easily and efficiently. Detailed results of his product test in several aspects show: *Functionality* is 83.33%, *Efficiency* is 87.50%, *Usability* is 79.58% and *Portability* is 85.83%.

The second previous research is a study by Utomo and Nurmasita (2017, pp. 93-100) entitled “Smartphone Application for Increasing English Culinary Vocabulary”. Their research was to design an innovation product to learn English vocabulary based on students’ specific study about Culinary Education Department of Semarang State University, it is called English for Specific Purposes (ESP) approach theory. There are three stages to do their research; (1) Collecting data, (2)

Designing the application in flow chart, (3) Designing the layout. In the first stage the researchers did an observation by using a questionnaire in the students to analyze and assess their needs. Based on the observation, they found the need to provide Culinary terms dictionary based on Android application because students of the Culinary Department only encountered English subject for 100 minutes per week on average. Meanwhile the students need more time to learn and practice the language related to their department, culinary. The second stage was to design the dictionary application by using Audacity, Corel Draw X7 and Adobe Flash CS6. The third stage was to describe the topics and subtopics inserted in the application. The result of their research is to design and describe an Android application of culinary terms dictionary. In other words, their research is still in the form of product designing. Moreover, they expected to provide enjoyable learning application for the students in mastering vocabulary in the culinary field.

The third previous study is Murdianto, et. al (2015, pp. 230-235), in their journal article, "Dictionary of Prabumulih Language-Based Android". Their research used a qualitative method by applying Vithani and Kumar 2014 model approach. That is Mobile Application Development Life Cycle (MADLC) model to develop mobile language learning which is the object of linguistics study. The model concerned to find the application only and there are several steps to develop their application; Identification, design, development and prototyping. The result of the research was to find the application that support to install on Android 4.4 (KitKat) and it has menu to translate a word for free, easy to use and include pronunciation support.

The similarity of all previous studies is to find a dictionary application based on Android which is simple to learn without restriction of space and time. Especially for Utomo-Nurmasita's study, their research theory of English for Specific Purposes (ESP) has a similar field as this present research, Applied Linguistics. Furthermore, two of them have a similar research method with this research. Those are Hanafi's thesis, and Utomo-Nurmasita's journal, who used Research and Development methods in their research projects.

Next, there are several differences among the previous studies above. First, their application worked in different focus of learning from this research. Second, their theory is different from this research. Third, in terms of research method, especially for Murdianto, et.al's study, they used a qualitative method to produce the application in general language that is different from this research. Finally, regarding the Research and Development model, two of the previous studies have a different model approach from this research to conduct Research and Development, and those are Hanafi's thesis, and Utomo-Nurmasita's journal.

B. Partinent Ideas

1. Applied Linguistics

Many linguists define linguistics is the scientific study of language: its structure, word, sound and meaning. According to Dubova (2006, pp. 3–10), Linguistics is the way to know and describe language scientifically. Fiorin (2003, pp. 1-2) also argues that '*Lingüística*' is the scientific study of languages, and the theory forms of language study. Then, how about Applied Linguistics?

It seems that the term ‘applied’ applies to many academic disciplines such as mathematics, engineering and physics. They are making a distinction between the pure as a theory and the applied as a practical use. For example, Applied Physics is marked by technological as a practical use. Meanwhile, Applied Linguistics, according to Davies (2007), draws on practical use in psychology, sociology, education, measurement theory and so on. It is also seeking out and working on the problems of linguistics. These problems involve success and failure, ability and disability, the child and the adult, technology and lack of resources, and the difficult and the simple. Furthermore, Finch (2003, p. 410) claims that the problem in linguistics is that many students do not know some complex terms of linguistics. Even Manning (2011, pp. 3 - 4) also argues that linguists may not be able to distinguish between them clearly.

There are two main ways in which most students encounter linguistics field: phonology, morphology, syntax and semantics – in the context of particular branches of the subject. Other broader areas of language studies include sociolinguistics (the study of language and society), stylistics (study of language and literature), psycholinguistics (study of language and mind), computational linguistics (the simulation of language by the use of computers), comparative linguistics (the study of different languages and their respective linguistics system), historical linguistics (the study of language change over time) and applied linguistics (the application of linguistics to language teaching, dictionary/lexicography, terminology).

Applied Linguistics, therefore, plays important roles in solving the problems of the students who cannot distinguish some complicated terms of linguistics clearly. Hence, developing a terminological dictionary in the linguistics field will be a good endeavor to apply linguistics in practical use for the students in dealing with their learning challenge. Davies (2007) argues that terminological dictionary is a part of applied linguistics to learn specialized vocabulary. He has terminological dictionary-making in 2005, namely “Glossary of Applied Linguistics”. The dictionary describes the key terminology in an area of interest (for example politics, biology, physics, etc.) by existing definition of the terminology.

2. Terminology

Rios and Gohring (2016, p. 18) states that Terminology or terms is a specialized vocabulary in certain subject fields, such as linguistics reports, medical reports, technology, or report in particular kinds of science). It can be figured out at Terminology service of other disciplines below (Bajcic 2017, p. 10).

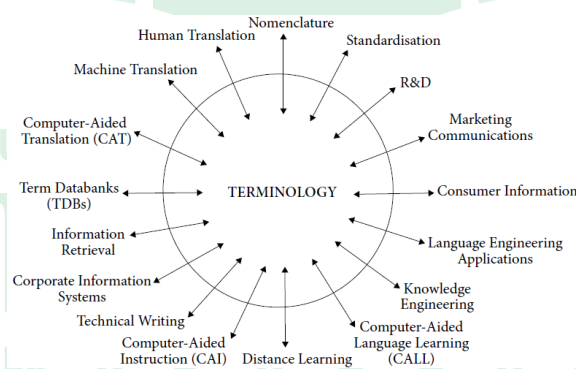


Figure 2.1. Terminology Service

Source: Based on Bajcic, M. Terminology and Lexicography Research and Practice 17 (2017).

Based on the figure above, Bajcic (2017, p. 10) states that Terminology is potentially more tractable for dictionary. It can be applied in wide range of

applications and disciplines, whether machine (computer/Android) based or human based (writing). Moreover, it is good to be used for distance learning in standardization of particular science report.

Terminology is the most precise word to be less ambiguous than general language vocabulary in making dictionary. Considering that, terminology tries to describe the concepts of a specific discipline (Bajcic 2017, p. 142).

a. Terminology Challenges in University Course

For the appropriate use of terminology in university courses, it is necessary to solve several problems. The terms that are used should have unambiguous correspondence with the notion, (the absence of polysemy and synonymy); the meaning of a term should correspond to the notion expressed by the term; a term should be constituent and concise, have derivational ability and linguistic accuracy. By contrast the increase in polysemy and synonymy, ambiguity in meaning indicate the critical state of terminology (Grinev-Grinevich, 2008). This is the situation that is seen nowadays (Deniko, 2012). The terminological standards have become less obligate and the process of creating terminological units is described as chaotic (Grinev-Grinevich, 2008). This is due to the uncontrolled spread of foreign language information in the Internet and uncontrolled process of borrowing foreign words. The situation is becoming more complicated because of lack of specialized training and knowledge among specialists who create new terms. This leads to the variability of terms when several terms correspond to one notion at the same time and their use is not fixed in standard dictionaries.

The variability can manifest itself on different levels and sides of a language. First of all, there are many graphic variants of one and the same term that appeared as the result of representing in written speech a single notion using different graphical means. Take an example of nomenclature in *linguistics terminology*, the word *back* has a very specialized meaning, “*The part of the tongue opposite the soft palate*”. On the other hand, general language word *back*, has many more meanings in Cambridge Advanced Learner’s Dictionary 2008; *return (Adverb), one of body parts (Noun), Move away (Verb) and at or near the back of something (Adjective)*”.

b. Proposal on Solving the Challenges

All the indicated problems demonstrate the necessity of terminology standardization work for their unambiguous understanding and eliminating the terminology barrier. It is necessary to unify and internationalize terminology to provide effective communication for professional and students on the international level. This in turn will considerably facilitate the internationalization and integration of scientific research.

Deniko et.al (2015) states that one of the suitable forms for these aims would be a monolingual, bilingual or multilingual information of specialized dictionary for a particular subject field, such linguistics terms towards goal of this research. Specialized dictionary is a type of a dictionary that regulates specialized lexis in the frame of a particular information system

Such a specialized dictionary with unified terminology of a particular subject field can become a basis for building professional communication competence among future linguistics specialists. Modern international educational

standards put forward strict requirements for English and literature universities' graduates. These requirements demand professional thinking and communication as one of the main components in the students' future. This should be manifested on both national and international level. Terminology training can become a basis for the development of such competences, but there is a need in unification and normalization of terminology for the students' selves. Furthermore, to make a dictionary of terminology/specialized dictionary in the specific field, it supposed to be approached to Terminography principles.

3. Terminography

Terminography is derived from two words, those are *terminology* and *lexicography*. The primary of this term is to emphasize that *lexicography* deals with general vocabulary to make a dictionary. Whereas *terminology* should be in specialized vocabulary to define a specific field. That is why Temmerman (2007, p. 29) combines the two approaches in order to know how to develop (practice making) a dictionary in list word definition to describe a specialized field. In other words, it is called a list of specialized vocabulary.

Burkhanov (1998, p. 201) states that specialized vocabulary is an aggregate of word definitions in particular academic disciplines. According to the statement, it is opposed to the *general vocabulary* in the other dictionaries. Ever wonder why *google* is called *google*? To put it simply, the reason why *google* is called *google* is a matter of specialized vocabulary. A plausible explanation seems to be that *google* comes from *googol*. The term *googol* was introduced and popularized by the American mathematician Edward Kasner in the 1940s. Today, *google* has found its

way into general vocabulary and is used not only as a noun (to denote the most popular internet search engine Google), but also as a verb (to google meaning to conduct online searches), adjective (google search), etc.

In the practice making of Terminography, Temmerman (2007, p. 20) states that there are five principles which a developer should know how to develop a dictionary. First, terminology starts with a term without considering language, and it is called monolingual vocabularies. Second, the term lists can be structured consecutively. Third, a term is ideally defined in a standard description from relevant resource. Fourth, one term only designates one definition. Finally, definition of term is permanent. Furthermore, the final product is called terminological-lexicography (terminography) in the represent of dictionary, whether in a book, software or Android application.

4. Android Application

According to Cinar (2012, p. 28), Android Inc. was created in Silicon Valley, California, in October 2003 and it had been purchased by Google in 2005. Android is a smartphone system which is able to install numerous applications on mobile devices. Furthermore, Android has a unique symbol to recognize its logo. It is a green color robot for Android legality. Android users demand more choice, more opportunities to customize their phones, and more functionality. Android developers want the freedom to develop some applications with minimal roadblocks to success.

Before Android, mobile developers faced many roadblocks when it came to developing an application. Building the better application, the unique application

and the competing application were often unrealistic goals. Each application was developed by a different company and had a different user interface. But now, it will not be anymore. There are numerous softwares to develop Android applications such as Eclipse, Sketware, MIT, and Android Studio to develop an application easily. That is why that today, there are millions of Android applications in Google Play Store that are created by Android developers.

Although there are millions of Android applications in Google Playstore, none of them has linguistics terminology application for Indonesian students. Meanwhile, Marti (2005, p. 48) states that Indonesia is a very large nation with a correspondingly large population of great linguistic diversity: 762 languages diverse. It means, the application of linguistics terminology should be available in Google Play Store for helping Indonesian students with its diversity.

Liu (2016, pp. 1-10) claims that Indonesia becomes the third country as the most popular of Android user in Asia – Pacific from 2014 to 2016. Furthermore, India is the first country and China is the second country as the most popular Android users. Additionally, Android users will increase each year more and more pursued by numerous applications available, especially in Indonesia. Considering that, there should be an Android application used by them to understand some complex terms of linguistics. Hence, it is good chance to develop linguistics terminology application based on Android by adapting System Usability Scale (SUS) for measuring its standardization.

5. System Usability Scale (SUS)

Usability is a part of Human Computer Interaction (HCI) disciplines to measure the effectiveness of a user application. Usability originates in the word “usable” which means it can be used well by user application. Farrel and Jakob (2012) states that System Usability Scale (SUS) is a type of score from “1” to “5” which means “strongly disagree” to “strongly agree” and it takes 10 item questions to be filled by respondents. While John Brooke (2013, p. 22) describes SUS which is going to be scaled based on the three aspects on the table below:

Table 2.1. Description of System Usability Scale (SUS) aspects

No.	Usability Aspects	Description Scale
1.	Learnability	It rates how the students can learn through Android application effectively.
2.	Efficiency	It rates to know how the students can learn any time by using the application.
3.	Satisfaction	It rates how the students are comfortable to use Android application for learning.

Sources: Based on John Brooke, Journal of Usability Study (2013, p. 22)

The evaluation would adapt from three aspects of System Usability Scale (SUS) to measure the effectiveness of ELITE application in learning linguistics for students of the English and Literature department. Each aspect would indicate its own color for its statements in the questionnaire. Brooke (2013, pp. 29-40) also argues that the best way to interpret the result of SUS questionnaire is to produce percentile ranking for measuring an effectiveness of mobile application.

Brooke (2013, pp. 29-40) states that System Usability Scale (SUS) questionnaire can be adapted to take a quick measurement in percentile of how students perceive the usability of mobile application systems on which they are learning. Brooke divides into three benefits to use a SUS questionnaire; First, it is very easy scale to administer to respondents. Second, it can be used on small group

sample with reliable result. Third, it is valid because it has two kinds of scale agreement, usable and unusable agreements. Furthermore, SUS has become standardization for more than 30 years with over 13000 articles and publications.

6. Research and Development (R&D)

Research and Development is a method to develop a product based on needs analysis and to know the effectiveness of a product through a research project. The results from R&D projects tend to be implemented as a business product. Sugiyono (2017) argues that Research and Development is a good research method for the students in order to market its product overspread extensively.

In doing a Research and Development method, there are several models which students can use as their approach in their projects. The models can be used as a guideline for the students to work in Research and Development method. Furthermore, Sugiyono (2017) in his book “Research and Development” classifies Research and Development into five models based on experts’ approach. The models will be explained below.

a. Richey and Klein’s Model

Richey and Klein (2009) state that Research and Development method can be called also as Design and Development Research. It focuses on front-end analysis concept pursuant to the model approach. That is why, the experts only determine three steps to work on R&D. The model is called the PPE approach: Planning, Production and Evaluation.

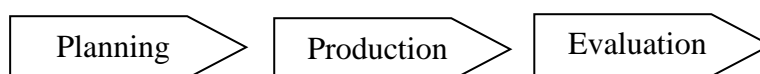


Figure 2.2. Richey and Klein’s model of Research and Development

Planning is started by needs analysis through research and literature review. Then the researcher designs a product which attempts to match the results of needs analysis. *Production* relates to an activity where the researcher develops a product based on the design planned. *Evaluation* relates to an activity where the researcher puts to the final product to the test in order to know the effectiveness.

b. Robert Maribe Branch's Model

Different from Richey and Klein's model, Robert Maribe Branch has his own model to work in Research and Development method. Their model has more steps than Richey and Klein's model. Robert Maribe Branch develops the concept of R&D model in an *Instructional Design*, namely ADDIE approach (2009).

ADDIE is an abbreviation of Analysis, Design, Development, Implementation, Evaluation. The approach model can be figured out and explained on the text below.

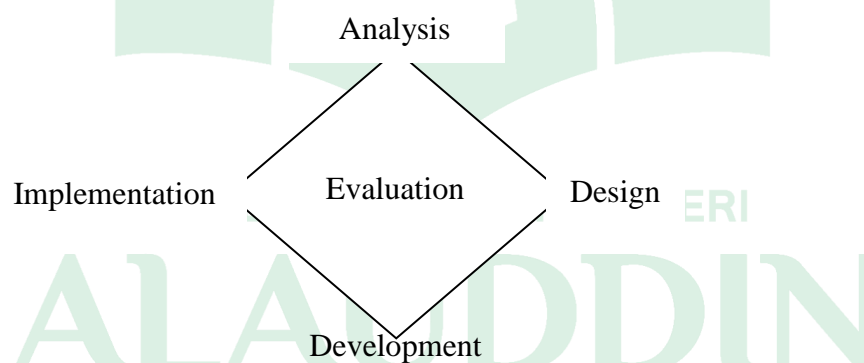


Figure 2.3. Robert Maribe Branch's Model of Research and Development

Analysis relates to the analysis of a problem potential in work situation and condition until a researcher acquires an idea to produce a product needed. *Design* relates to an activity where the researcher plans the product design. *Development* relates to the practice making the product designed. *Implementation* relates to an

activity where the final product is used. *Evaluation* relates to the stage where the researcher puts to the test the final product of Research and Development in order to measure the effectiveness levels.

c. Thiagarajan's Model

Thiagarajan found a model of R&D in 1974. He argues that Research and Development works in four steps: Define, Design, Development and Dissemination. Some people abbreviate in the 4D approach in order to memorize the steps easily.

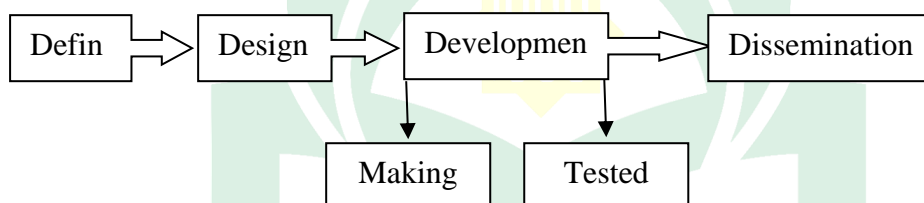


Figure 2.4. Thiagarajan's Model of Research and Development

Define relates to the stage of determining what product that will be developed by the researcher. This step is an activity of needs analysis where the researcher determines a product needed. *Design* relates to an activity for making a design of product determined. *Development* relates to the process of making the product and putting the product to the test at the same time. *Dissemination* relates to an activity to extend and spread the product to be used by people.

d. Borg and Gall's Model

Borg and Gall (2003) have more steps than the other models. The model contains ten steps of Research and Development which are developed by Teacher Education Program at Far West Laboratory for Educational Research and

Development in 1989. The primary purpose of the ten steps of the model is to upgrade teacher competence in the learning and teaching program of the class.

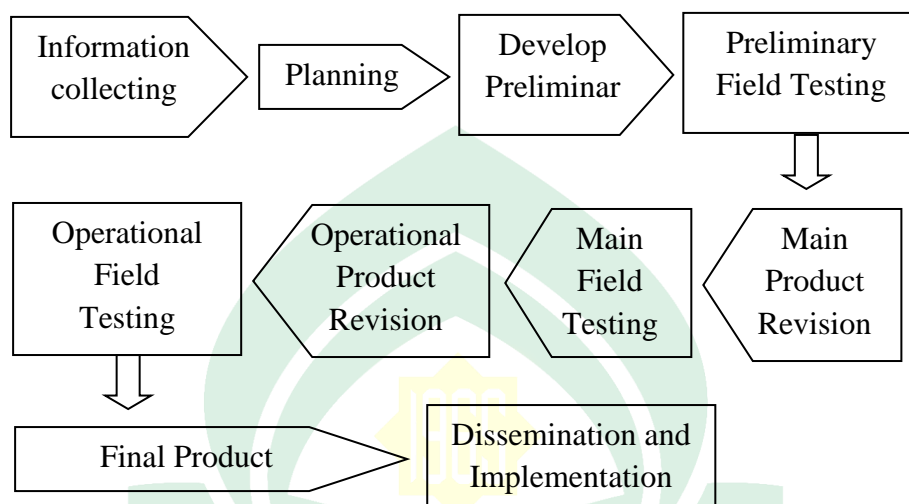


Figure 2.5. Borg and Galls 's Model of Research and Development

The steps will be explained more simply pursuant Borg and Gall's model:

- (1) *Information Collecting*, it relates to needs assessment such as small-scale research and literature review. And the information will become a report of needs assessment result.
- (2) *Planning*, it relates to designing a product plan as well as the report of needs assessment.
- (3) *Develop Preliminary Form a Product*, it relates to the process of making the product form.
- (4) *Preliminary Field Testing*, the step is to test the product internally from some experts; they are in Ph.D title. This step is also called as Validation Testing.
- (5) *Main Product Revision*, the step is to complete the problem based on the validation testing results from some experts before the product worked out to the next steps.
- (6) *Main Field Testing*, the step is to test a product by conducting definite subjects or respondents in a field.
- (7) *Operational Product Revision*, the step is to complete the problem based on the *Main Field*

Testing results before the product worked out to the next steps. (8) *Operational Field Testing*, different from the previous testing step, this step is to test a product by conducting many more (expanded) subjects or respondents than the previous testing step. (9) *Final Product Revision*, this step is the last revision based on the suggestions of field testing. (10) *Dissemination and Implementation*, this step is to report on the product at a professional meeting and in relevant journals.



CHAPTER III

RESEARCH METHODOLOGY

A. Research Method

The method was an important thing to be decided in the research with the aims to lead the researcher. According to Earle et. al (2013, pp. 7-8), Research and Development (R&D) is the research method to develop new or improved interventions or strategies to achieve well-specified learning goals or objectives.

The method could be used to produce a certain product as well as evaluate the effectiveness of the product in a small-scale testing. Hence, the researcher would apply the R&D method to develop a product of ELITE (English Linguistics Terminology) based on an Android application. Next, the product would be tested to the students in order to evaluate the effectiveness in learning linguistics.

B. Research and Development Model

The model of Research and Development was an important thing to be determined by the researcher. There are several models to do research and development, but the researcher would use Richey and Klein's (2013, pp. 141-150) model of Research and Development consisting of Design, Development and Evaluation (also called DDE).



Figure 3.1. Richey and Klein's model of Research Methodology

The reason why the researcher used the model because it combined between instructional media and technology that matched with this research product result. Richey and Klein (2013, p. 142) stated that researcher who used a model of

Research and Development, also called Design and Development Research (DDR), is a type of Instructional Design and Technology (IDT) field which is dedicated to produce a product in instructional technology by following these steps model: Design, Development and Evaluation. Furthermore, the model also is the latest model of Research and Development.

C. Data Collection Procedure in Research and Development Model

1. Design

Design was a front activity to create a design of product that would be developed by the researcher. Design would be started by doing needs assessment in small-scale research towards the English and literature students' challenge in learning linguistics terminology.

a. Subject of the Research Design

1) Population

The subject of this research were students of English and Literature department of Adab and Humanities Faculty of Alauddin State Islamic University of Makassar.

2) Sample

The researcher would use *Accidental sampling technique* to determine 25 students of the English and Literature department of Alauddin State Islamic University of Makassar. *Accidental sampling* was a technique to determine respondents accidentally as long as the respondents are suitable as data source to fill up the questionnaire (Sugiyono 2017, p. 85).

b. Instrument of the Research Design

1) Observation sheet

Observation sheet used Google docs to share in social media by adopting from Azimi (2014, pp. 11-22), E-Learning Needs Assessment among Students in the Colleges of Education.

Tabel 3.1. Aspects of E-Learning Needs Assessment

Aspects of E-Learning Needs Assessment		Check
Instructional Design (ID)	Subject Study	√
	Instructional media	√
Multimedia Component	Text (e.g., Book)	√
	Smartphone Android, Tablets, iPods	√

Source: Based on Hamid Mohammad Azimi, E-Learning Needs Assessment among Students in the Colleges of Education, (2014, pp. 11-22).

2) Interview

Pursuant to the preliminary results above, the researcher confirmed the data through interview to five students of the English and Literature department of Alauddin state Islamic university of Makassar.

Tabel 3.2. Questions of the Challenges and Needs

No	Aspects	Questions
1	<i>Challenge</i>	1. What makes you difficult to learn linguistics terms?
		2. What are the problems or challenge that you face when learning linguistic terms?
		3. . Do you get learning resources (printed books, e-books) from your lecturers on learning linguistic terms? a. If yes, who are the authors and publishers of the learning resources that you use in the learning? b. If not, what learning resources are used to support your learning process?
2	<i>Needs</i>	1. In your opinion, do you need to make a development innovation to support your learning linguistics terminology? a. If yes, what kind of development do you need? Android / IOS application / Computer software or Dictionary of pocket book.
		2. If it is an application, what kind of application theme display do you want? Full colors or less colors? Why?
		3. In your opinion, what features should be available in the application?
		4. What language do you want?
		5. Do you need to link to other sites or sources?

c. Data Analysis of the Research Design

1) Quantitative Analysis

The researcher would analyze the observation score data of the students' response in learning linguistics terms by describing quantitatively. The number of percentile data, researcher would use Google Docs feature to know its percentile data of each statement in the observation sheet. But manually, here is the formula,

$$\text{Percentaile (\%)} = \frac{\text{Observation Score}}{\text{Maximum Score}} \times 100$$

In the above formula, *Observation Score* was the result of calculation for each statement. Next *Maximum Score* was the result of calculation for all of those statements. Last, in the formula number “100” above, was to measure a result of percentile data that would be formed into the circle diagram for each statement in the observation sheet of Google Docs.


2) Qualitative Analysis

The researcher would analyze the interview result by describing narratively to know the challenge of the English and Literature students of Alauddin state Islamic University of Makassar. While the needs would be made a table to know predominantly list of the students' needs.

d. Product Planning of Research Design

The researcher had been planned for product design that would be produced, and it would be given name as ELITE (English Linguistics Terminology).

Figure 3.2. Design of ELITE application.



English Linguistics Terminology (ELITE) is a specialized dictionary to help students of the English and Literature Department in learning linguistics terms as quickly and efficiently as possible.

2. Development

Development was a middle activity where the researcher developed a product based on the design result from needs assessment data. The researcher developed Android application in the terms of linguistics based on the Design stage. In this case is students' needs result and confirmed to Terminography theory of Temmerman (2007, p. 20).

Temmerman (2007, p. 20) stated that Terminography is guidance how to develop dictionary of terminology, in this case was practice making dictionary in

linguistics terminology. Furthermore, he stated that there were five principles that researcher should know how to develop dictionary in terminology of specific field;

- (1). *Monolingual*, terminology started with a term without considering language.
- (2). *Structure Consecutively*, term lists could be structured consecutively.
- (3). *Standard Description*, a term was ideally defined in a standard description from relevant resource.
- (4). *One Design*, one term only designed one definition.
- (5). *Permanent*, Definition will not change by time, its permanent.

a. Instrument of the Research Development

1) Corpus Data

Instrument for this step was to use corpus study for collecting 711 terms about linguistics terminology. Castello (2014, pp. 4-6) stated that Corpus study is a collection of natural texts, both oral and written languages, which are arranged systematically. These texts included novels, academic books and papers, newspapers, magazines, recordings of broadcast talks and interviews, blogs, online journals, discussion groups, and more. In this case, the researcher would use a preliminary book from The Cambridge Dictionary of Linguistics by Keith Brown and Jim Miller in 2013.

b. Corpus Collection Procedure of the Research Development

There are some steps used by the researcher to collect corpus data. *First*, the researcher would use a preliminary e-book from The Cambridge Dictionary of Linguistics by Keith Brown and Jim Miller in 2013 as a data source which was recently and closely relating to the discipline of linguistics. The e-book contains 2150 terms of linguistics terminology, but the researcher only collects only those

are relevant for learning linguistics terminology in the English and Literature Department class. *Second* the e-book was in the pdf. format, then it must be converted into doc. format. The file in the form of doc. would be saved as txt. format so that it could be processed further.

c. Practice Making Procedure of the Research Development

The electronic dictionary would be named as ELITE (English Linguistics Terminology), and expected to be installed on Android smartphone with a minimum Random-Access Memory (RAM) is 512 (Five hundreds-twelve) Megabyte and Read Only Memory (ROM) is 1 (one) Gigabyte. The first step in practice making of ELITE was the creation of an electronic database. This database consisted of linguistics terminology vocabularies which would become corpus data. This database was managed by using Microsoft Access software. This software was chosen because it was available in the Microsoft Office package, along with Microsoft Word, Excel, and PowerPoint. The second step was to begin programming, the researcher would combine two soft-wares at all, namely Corel Draw X7 and Sketware 2.1.3 to develop an Android application.

Corel draw X7 was chosen because it was quite easy to create some design displays as well as planning designed by the researcher. While Sketware 2.1.3 was chosen because it applied visual basic of computer language, which was Basic, but it looked Visual, so the researcher did not have to deal with computer language too much for determining some features in the application.

d. Data Analysis of the Research Development

The researcher would analyze qualitative by describing narratively to know how to develop ELITE based on Android application by approaching to students' needs of Design stage and confirmed to Terminography theory of Temmerman (2007, p. 20). Furthermore, there were five principles which the researcher should know in order to develop (practice-making) a dictionary in terminology; *Monolingual, Consecutively, Standard Description, One Design, and Permanent.*

3. Evaluation

Evaluation was the end activity to test a product that it had been developed by the researcher. The researcher would test the application (as its product) to students of the English and Literature Department in order to know the effectiveness of the application.

The evaluation would adopt five aspects of System Usability Scale (SUS) to measure the effectiveness of the application and challenge the students as its users (Farrel and Jakob 2013, p. 22). If it showed positive results, the researcher would disseminate and implement the product, but if it was not in line with expected outcomes, the researcher would revise the product.

a. Subject of the Research Evaluation

1) Population

The subjects of this research were the students of English and Literature department of Adab and Humanities Faculty of Alauddin State Islamic University of Makassar in the batch of 2017. Furthermore, there were one hundred thirty-one students in the batch 2017 of English and Literature

Department and they divided into three classes based on their AG classes; AG 1-2 class, AG 3-4 class and AG 5-6 class.

2) Sample

This study applied a simple random sampling technique which was a technique of determining the sample randomly without considering special consideration to the students. The sampling technique was related to research instrument of questionnaire. While a number of the students would be determined by the researcher through Nomogram Harry King in Sugiyono (2017, p. 152), that was 30 students for only 10% of level errors. Here is the figure out.

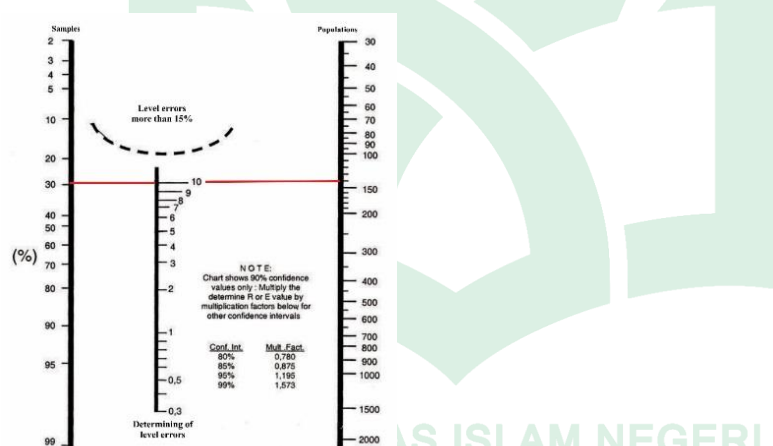


Figure 3.3. Nomogram Harry King, number of samples determining
 Source: Based on Sugiyono, R&D Sampling technique (2017, p. 152)

Based on the figure 3.2 above, the researcher would determine 30 samples of the students randomly by using Random Sort in Microsoft Excel 2016. Here were the steps; (1) *First*, the researcher would indicate students' name by using number from 1 to 131 in attendance list of the students. (2) *Second*, the researcher would divide two columns in Microsoft Excel 2016;

Column A would be indicated as “Name code”, and Column B would be indicated as “Rand Formula”. (3) *Third*, the researcher would insert *Name 1*, *Name 2*, *Name 3* until *Name 131* as well as the number of populations in the column A, and the researcher also would insert a formula $f(x) = \text{RAND}()$ in the column B to shuffle the students from sort largest to smallest. (4) *Last*, the researcher would determine 30 samples of the students and adjust them to each number in attendance list of the students. Here was the figure result,

	A	B	C	D	E	F	G	H	I	J	K
1	Name Code	Rand Formula	Student's Name	ID Student Number	AG Class	Semester	Department	Faculty	Institution	Subject Course	Bar
2	Name 66	0.223170865	Wahanni	40300117068	AG 3	III	English and Literature	Adab and Humanity	Alauddin State Islamic University of Makassar	Introduction to Linguistics	201
3	Name 59	0.292819335	Sumsari	40300117061	AG 3	III	English and Literature	Adab and Humanity	Alauddin State Islamic University of Makassar	Introduction to Linguistics	201
4	Name 55	0.814392248	Muf. Kasim	40300117057	AG 3	III	English and Literature	Adab and Humanity	Alauddin State Islamic University of Makassar	Introduction to Linguistics	201
5	Name 91	0.172095798	Syahdan Sudman	40300114107	AG 5	III	English and Literature	Adab and Humanity	Alauddin State Islamic University of Makassar	Introduction to Linguistics	201
6	Name 34	0.956593223	Rendi Mulyani	40300117037	AG 2	III	English and Literature	Adab and Humanity	Alauddin State Islamic University of Makassar	Introduction to Linguistics	201
7	Name 43	0.42212194	NurulMunaim Anhar	40300114995	AG 3	III	English and Literature	Adab and Humanity	Alauddin State Islamic University of Makassar	Introduction to Linguistics	201
8	Name 29	0.829817371	Nurhala Subeman	40300117032	AG 2	III	English and Literature	Adab and Humanity	Alauddin State Islamic University of Makassar	Introduction to Linguistics	201
9	Name 105	0.72841428	Abdya Savang	40300117109	AG 5	III	English and Literature	Adab and Humanity	Alauddin State Islamic University of Makassar	Introduction to Linguistics	201
10	Name 16	0.23839703	Dwi Purni Suhartini	40300117077	AG 4	III	English and Literature	Adab and Humanity	Alauddin State Islamic University of Makassar	Introduction to Linguistics	201
11	Name 21	0.01029797	Mah. Anharwadi	40300117024	AG 2	III	English and Literature	Adab and Humanity	Alauddin State Islamic University of Makassar	Introduction to Linguistics	201
12	Name 109	0.32320461	Muliah Sari	40300117113	AG 5	III	English and Literature	Adab and Humanity	Alauddin State Islamic University of Makassar	Introduction to Linguistics	201
13	Name 129	0.754949834	Hardiani Pratiwi	40300117135	AG 6	III	English and Literature	Adab and Humanity	Alauddin State Islamic University of Makassar	Introduction to Linguistics	201
14	Name 33	0.85091122	DesiZalabiah Kanti Malik	40300117036	AG 2	III	English and Literature	Adab and Humanity	Alauddin State Islamic University of Makassar	Introduction to Linguistics	201
15	Name 42	0.439879454	Khaerunisa	40300117046	AG 2	III	English and Literature	Adab and Humanity	Alauddin State Islamic University of Makassar	Introduction to Linguistics	201
16	Name 113	0.573955384	Ika Listiana	40300117117	AG 6	III	English and Literature	Adab and Humanity	Alauddin State Islamic University of Makassar	Introduction to Linguistics	201
17	Name 73	0.512950621	Aliah Luthiyah Al-Munawwarah	40300117072	AG 4	III	English and Literature	Adab and Humanity	Alauddin State Islamic University of Makassar	Introduction to Linguistics	201
18	Name 95	0.846126458	Ritka Anugerah Darwis	40300117021	AG 1	III	English and Literature	Adab and Humanity	Alauddin State Islamic University of Makassar	Introduction to Linguistics	201
19	Name 101	0.020040914	Dinda Dwi Pratiwi	40300117094	AG 5	III	English and Literature	Adab and Humanity	Alauddin State Islamic University of Makassar	Introduction to Linguistics	201
20	Name 62	0.640524135	Andi Elsa Marina	40300117083	AG 4	III	English and Literature	Adab and Humanity	Alauddin State Islamic University of Makassar	Introduction to Linguistics	201
21	Name 124	0.203242004	Mumannah	40300117129	AG 6	III	English and Literature	Adab and Humanity	Alauddin State Islamic University of Makassar	Introduction to Linguistics	201
22	Name 126	0.329173775	Tita Mei Aedini	40300117131	AG 6	III	English and Literature	Adab and Humanity	Alauddin State Islamic University of Makassar	Introduction to Linguistics	201
23	Name 65	0.044399163	Khaerunnisa Ismail	40300117067	AG 3	III	English and Literature	Adab and Humanity	Alauddin State Islamic University of Makassar	Introduction to Linguistics	201
24	Name 108	0.839323205	Nurul Fitri I	40300117112	AG 5	III	English and Literature	Adab and Humanity	Alauddin State Islamic University of Makassar	Introduction to Linguistics	201
25	Name 17	0.732504487	Nurul Rahmi M	40300117019	AG 1	III	English and Literature	Adab and Humanity	Alauddin State Islamic University of Makassar	Introduction to Linguistics	201
26	Name 98	0.282699782	Imam Ahmad Turmuzy	40300117101	AG 5	III	English and Literature	Adab and Humanity	Alauddin State Islamic University of Makassar	Introduction to Linguistics	201
27	Name 94	0.010030934	Zulhisa	40300117095	AG 5	III	English and Literature	Adab and Humanity	Alauddin State Islamic University of Makassar	Introduction to Linguistics	201
28	Name 27	0.348338666	Annisah Yusantiah	40300117030	AG 2	III	English and Literature	Adab and Humanity	Alauddin State Islamic University of Makassar	Introduction to Linguistics	201
29	Name 1	0.038213885	Suwadi	40300112100	AG 1	III	English and Literature	Adab and Humanity	Alauddin State Islamic University of Makassar	Introduction to Linguistics	201
30	Name 74	0.761948025	Zul Kasar Amar Syah	40300117074	AG 4	III	English and Literature	Adab and Humanity	Alauddin State Islamic University of Makassar	Introduction to Linguistics	201
31	Name 97	0.011646723	Muhammad Warsi Baqa	40300117100	AG 5	III	English and Literature	Adab and Humanity	Alauddin State Islamic University of Makassar	Introduction to Linguistics	201

Figure 3.4. Thirty students determined randomly.

Source: Based on Random Sort Formula of Microsoft Excel 2016.

b. Instrument of the Research Evaluation

1) Questionnaire

a) Validation of ELITE Application Questionnaire

Instrument for this step was to use first questionnaire for validating of ELITE application in system media. If it showed positive results, the researcher would test the product to the students, but if it was not in line with expected outcomes, the researcher would revise the product.

The validation of ELITE app. would be filled by alumnus of the Information System department of Science and Technology Faculty of Alauddin

state Islamic university of Makassar. The number of the alumnus was maximum three people who had been graduated in their department. Furthermore, the questionnaire adopted from previous study to validate ELITE application, that was Yudi Hanafi (2016) in his thesis entitled “Music Dictionary Development Based on Android”.

The researcher would use a questionnaire developed by Yudi Hanafi in his thesis which also based on the System Usability Scale (SUS) to validate the system media of ELITE application. SUS is a type of scoring from “1” to “5” which indicated a range of usable and unusable agreement from “Strongly Disagree” to “Strongly Agree”. Furthermore, each color indicated to each aspects of the Validation statements: Functionality- purple color, Efficiency- olive green color, Usability- yellow color and Portability- pink color (Hanafi 2016, p. 53).

Table 3.3. Validation test of ELITE application Questionnaire

NO	VALIDATION STATEMENTS	1	2	3	4	5
1	All features of ELITE application are well integrated.					
2	Term searching takes time shortly.					
3	Information detail in ELITE application.					
4	Font design of ELITE app. is easy to read.					
5	Interface of ELITE app. is interesting.					
6	ELITE app. is easy to use without any obstacle.					
7	ELITE app. is easy to operate.					
8	ELITE app. is comfortable to use.					
9	ELITE app. could install on any Android platforms.					
10	ELITE app. is easy to use multiple times.					

Table 3.4 above shows that validation of the questionnaire contain 10 item statements and it also divides into four aspects that would be analyzed:

Functionality- purple color, Efficiency- olive green color, Usability- yellow color and Portability- pink color (Hanafi 2016, p. 53).

b) Respondents Questionnaire

Next, the researcher would use a second questionnaire of System Usability Scale (SUS) which developed by John Brooke in Digital Equipment Corporation. Brooke stated that SUS is a type of scoring from “1” to “5” which indicated a range of usable and unusable agreement from “Strongly Disagree” to “Strongly Agree”. Furthermore, SUS contains 10 item statements and it also divides into three aspects that would be analyzed: Learnability-orange color, Efficiency-green color and Satisfaction-blue color (2013, pp. 29-40). Here was the table of the 10 questions for the students as the respondent.

Table 3.4. System Usability Scale (SUS) Questionnaire

NO.	SUS (SYSTEM USABILITY SCALE) STATEMENTS	1	2	3	4	5
1.	I think that I would like to use ELITE application frequently in learning linguistics terminologies.					
2.	I found this ELITE application to be more complicated than it should be.					
3.	I thought, ELITE application was easy to use in learning linguistics terminologies.					
4.	I think that I will need assistance to use ELITE application.					
5.	I found linguistics terms and definitions in ELITE app. well integrated.					
6.	I though, there were many inconsistent terms and definitions in ELITE application.					
7.	I could imagine that most of the English and Literature students would learn linguistic terminologies using ELITE application quickly.					
8.	I thought, ELITE application was cumbersome to use in learning linguistics terminologies.					
9.	I felt very confident to use this ELITE application.					
10.	I needed to learn a lot of things before I could get going with ELITE Application.					

Table 3.5 has been supported by Brooke (2013, pp. 29-40) who divides into three benefits to use SUS questionnaire: *First*, it is very easy scale to

administer to respondents. *Second*, it can be used on small group sample with reliable result. *Third*, it is valid because it has two kinds of scale agreement; from very usable to very unusable scale agreement that is related to very effective and very non-effective of the product.

c. Data Analysis

The researcher would analyze the questionnaire data utilizing quantitative descriptive of the System Usability Scale to find out the effectiveness of the Android application in learning linguistics terminology. Brooke (2013, pp. 29-40) stated that the best way to find out an effectiveness of mobile application through SUS questionnaire was to measure percentile and indicated a range of scale agreements from “very usable” to “very unusable”. So, here were the formula and the range table.

$$\text{Percentile (\%)} = \frac{\text{Observation Score}}{\text{Maximum Score}} \times 100$$

Tabel 3.5. Percentile and Scale Agreements of the SUS

Percentile Range	Scale Agreements
85%-100%	Very usable
75-84%	Usable
60-74%	Average
40%-59%	Unusable
0%-39%	Very Unusable

Source: John Brooke, Journal of Usability Studies (2013, pp. 29-40)

In the above formula, Observation Score was the result of calculation for each System Usability Scale (SUS) aspect. There were three SUS aspects separated indicated their color: Learnability-orange color, Efficiency-green color and Satisfaction-Blue color (Broke 2013, pp. 29-40). Maximum Score was the result of calculation for all of System Usability Scale statements. As an example, there were

10 questions in five maximum score for each question, this was “Strongly Agree”. Then 10 questions were timed by maximum score and the number of respondents, $10 \times 5 \times 30 = 1500$, so the maximum score was 1500. Last, in the formula number “100” above, was to measure a result of percentile data that would be indicated into the table range above (Tabel 3.6. Percentile and Scale Agreements of the SUS).

Brooke (2013, pp. 29-40) stated that the table was valid because it had two kinds of scale agreement; from very usable to very unusable scale agreement that was related to very effective and very non-effective of the product.



CHAPTER IV

FINDINGS AND DISCUSSION

In this chapter, the researcher divides into two points based on the title of this chapter, Finding as the first point and Discussion as the second point. In the first point (Finding), the researcher divides into three sub-points based on the model of research and development, also called Design and Development Research (DDR) which is dedicated to a product in instructional technology by following these steps model: Design, Development and Evaluation. (1). In design of ELITE application activity, the researcher showed students' challenge as well as needs in learning linguistics to address needs assessment data of the students. (2). In development of ELITE application activity, the researcher confirms needs assessment data by describing narratively an Android application in learning linguistics terminology for the English and Literature students. (3) In evaluation of ELITE application activity, the researcher measured the effectiveness of ELITE application based on the scale agreements of System Usability Scales (Brooke, 2013: pp. 29-40). While in the second point (Discussion), the researcher interpreted the finding result to connect the main findings of the study with relevant arguments, theories and previous studies.

A. Findings

1. Design in ELITE application

Design was a front activity to create a design of product that would be developed by the researcher. The Design stage was started by doing needs assessment in small-scale research towards students' challenge in learning

linguistics terminology. The findings of this stage are divided into two parts: (1) Aspects of E-Learning needs assessment data. (2) Students' challenge in learning linguistics terminology.

a. Aspects of E-Learning needs assessment

Azimi (2014, pp. 11-22) in E-Learning Needs Assessment among Students in the Colleges of Education, divided into several aspects to observe problem potential among students.

Tabel 4.1. Aspects of E-Learning Needs Assessment Confirmed

Aspects of E-Learning Needs Assessment		Check
Instructional Design (ID)	Subject Study	√
	Instructional media	√
Multimedia Component	Text (e.g., Book)	√
	Smartphone Android, Tablets, iPods	√

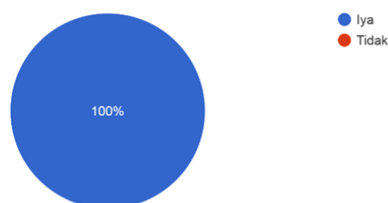
Source: Based on Hamid Mohammad Azimi, E-Learning Needs Assessment among Students in the Colleges of Education, (2014, pp. 11-22).

Sugiyono (2017) stated that observation sheet is one of instruments to collect data of needs assessment in small-scale research as a preliminary data. In other word, observation sheet aimed to know problem potential in the subject of the research. Hence, the researcher used Google docs to observe and share in social media by approaching some aspects from Azimi (2014, pp. 11-22), E-Learning Needs Assessment among Students in the Colleges of Education.

The observation sheet questions used close-ended questions to know problem potential in the students of the English and Literature department of Alauddin state Islamic university of Makassar. Furthermore, the result showed based on the measurement of Google docs form below.

Apakah anda Mahasiswa(i) yang masih aktif/terdaftar pada jurusan Bahasa dan Sastra Inggris, Fakultas Adab dan Humaniora, UIN Alauddin Makassar?

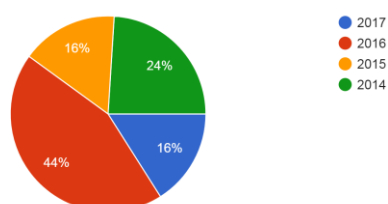
25 tanggapan



There are 25 students of the English and Literature of Alauddin state Islamic university of Makassar responded the observation sheet via Google docs.

Pada tahun berapakah anda mulai masuk sebagai Mahasiswa(i) pada jurusan tersebut? (Tahun angkatan)

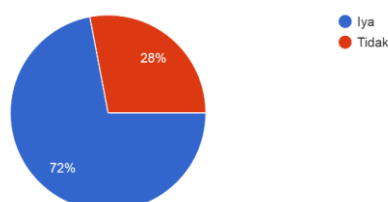
25 tanggapan



They divide into several batches of their fresh student year; 2014 is 24%, 2015 is 16%, 2016 is 44%, and 2017 is 16% of the English and Literature department of Alauddin state Islamic university of Makassar. All of them are 100% students of the English and Literature of Alauddin state Islamic university of Makassar. Especially for 2016 batch is predominantly to respond the observation sheet.

Menurut anda, apakah pelajaran Linguistik (Ilmu Bahasa) merupakan pelajaran yang sulit?

25 tanggapan



In the 25 students, rather 72% respond that linguistics is one of difficult course than 28% who respond contrary.

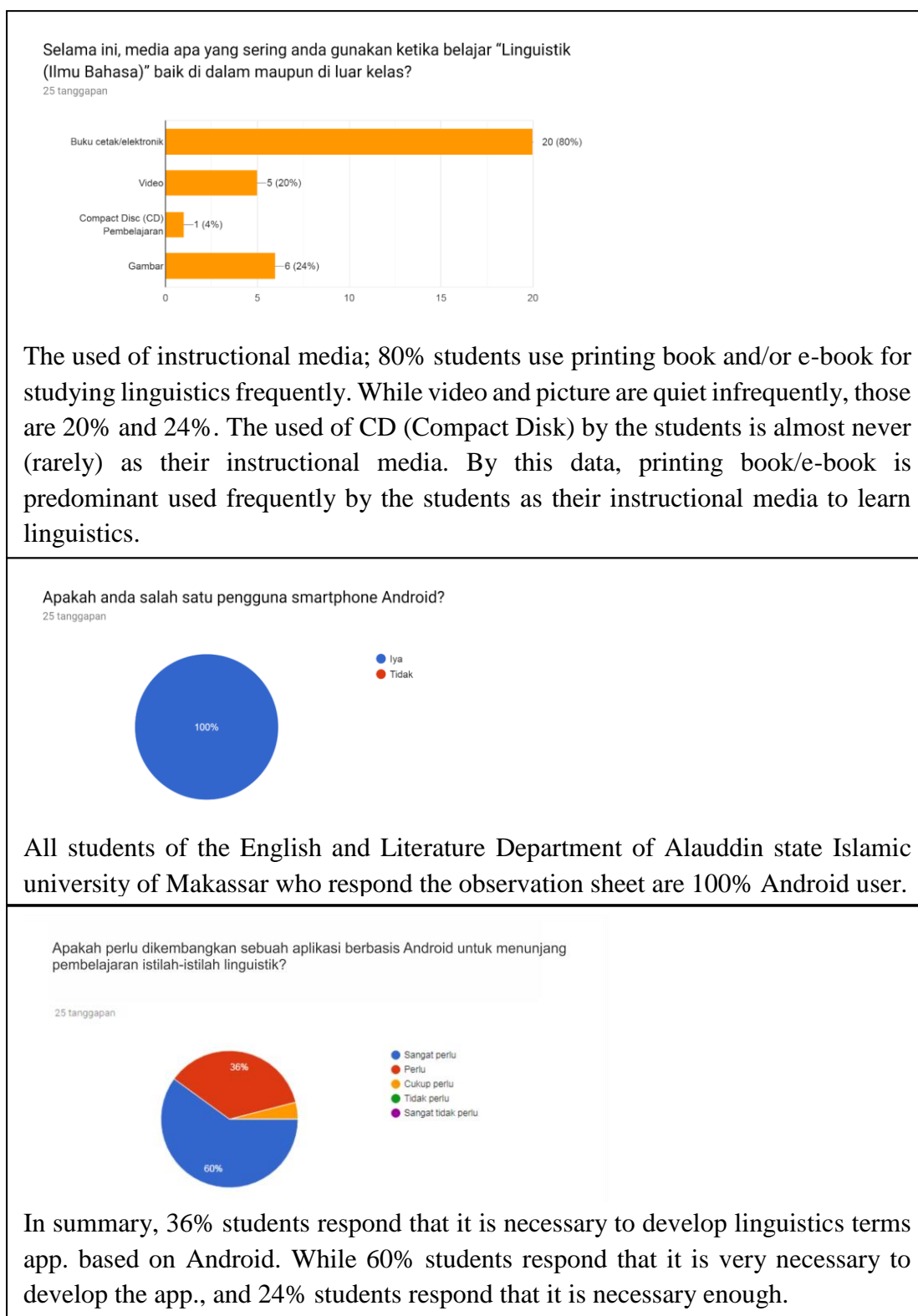


Figure 4.1. Observation sheet result in Google Docs.

In conclusion, there were 25 students of the English and Literature of Alauddin state Islamic university of Makassar who are 100% Android users. But they lack instructional media which specifically address the idea of linguistics terminology; 80% of the English and Literature Department students tended to use printing books for studying linguistics frequently. Meanwhile 72% of them responded that linguistics is one of the difficult courses that has some complicated terminologies. Hence, the researcher approaches to the aspects from Azimi (2014, pp. 11-22), E-Learning Needs Assessment among Students in the Colleges of Education”.

Tabel 4.2. Percentage of E-Learning Needs Assessment

Aspects of E-Learning Needs Assessment			Percentage
Instructional Design (ID)	Subject Study	linguistics is one of difficult course	72%
	Instructional media	Video, Picture	20%
Multimedia Component	Text (e.g., Book)	Printing book/e-book	80%
	Smartphone Android, Tablets, iPods	Android user	100%

Tabel 4.2 shows that problem potential is now clear in students of the English and Literature department of Alauddin state Islamic university of Makassar. Hence the researcher tried to give solution in order to solve the problem. But the first thing that the researcher should know was how the students' challenge to learn linguistics terminology for explicating the idea.

b. Students' Challenge in Learning Linguistics Terminology

Pursuant to the preliminary results above, the researcher confirmed the data through interview to five students of the English and Literature department to know their challenge in learning linguistics terminology. Based on the interview result, there are some challenge faced by the students in learning

linguistics terminology. *First interview*, “**Linguistik memiliki banyak istilah-istilah yang sulit dibedakan, terlebih dengan menghapalnya. Hal yang sering saya hadapi ketika mempelajari istilah-istilah linguistik ialah antara istilah dan definisi sering kali kebingungan.**” The researcher found the first interview when she had to face Linguistics comprehension exam which is one of regulations to finish her study in English and Literature Department. In the linguistics comprehension exam, the students would be asked more about linguistics terminology. Moreover, *Second Interview responded that*, “**Kurangnya media dalam mempelajari istilah-istilah linguistik. Lanjut, memang kami memiliki buku untuk mempelajarinya, namun ribet untuk dibawah kemana-kemana.**” He has lack of resources to study linguistics terminology efficiency, in this case is media to learn linguistics terminology anytime and anywhere. *Third Interview*, “**Penggunaan istilah yang banyak dan tidak familiar (Jarang ditemui).**” Same case with the first interview, in this case is about linguistics comprehension exam, he tended to face unfamiliar terms when he had to explain linguistics terminology in front of the examiner. While the *Fourth interview responded that*, “**Penggunaan Bahasanya yang terlalu tinggi dan jarang didengar juga.**” In this case about linguistics terms resource that she used when she had to learn linguistics terminology. Furthermore, *Fifth Interview responded that*, “**Terlalu banyak istilah-istilah yang hampir mirip, dan harus dihapal lalu dikuasai semua**”. He tended to be confused obviously to learn linguistics terminology, meanwhile he had to face the linguistics comprehension test to know more about linguistics terminology.

The conclusion for all of their challenge is they have to face many terminologies in linguistics field in order to pass the Linguistics comprehension test. Meanwhile they lack of resource to learn linguistics terminology. In this case, the students only get “Introduction to linguistics” book which published by *Badan Penerbit UNM* in 2009 and the author is Abdul Muis Baddulu as their main resource to learn linguistics terminology.

Follow up to the students’ challenge data, the researcher connected to the students’ needs data in learning linguistics terminology. Based on the interview result, there are some lists of the students to pursue their needs in learning linguistics terminology.

Tabel 4.3. Predominantly List of the students’ Needs

Aspect	Questions	Predominantly Need List
	1. What kind of development do you need? Android app. IOS app. Computer software Dictionary of pocket book.	Android
	2. If it is an application, what kind of application theme display do you want? Full colors Minus color (simple)	Full Colors
	3. In your opinion, what features should be available in the application?	- Searching Feature - Term Lists - Definition Display - Phonology picture - Audio
	4. What language do you want?	English (Monolingual)
	5. Do you need to link to other sites or sources?	Official link to English and Literature Department.

The predominantly list data above would approach to the development stage and confirmed to Terminography theory.

2. Development in ELITE application

Based on the students challenge above, the researcher offers an innovative idea to learn linguistics terminology based on their needs. In this case is ELITE application approaches to students' interview needs result.

ELITE application was design based on Android platform, the selection of Android platform because 25 students' data are 100% as Android user. Moreover, from five interviews result, four of them are predominantly choosing an Android platform to install on their smartphone. Another one is choosing printing book of Linguistics terminology because she likes to read conventional media. Hence, the researcher decided to use Android platform for the ELITE Application. Here are some pictures display between ELITE planning design and ELITE display installed on Android smartphone.

a. Home page of ELITE application




Figure 4.2. Before and After on Home Page display of ELITE Application

This application was marketed locally to the English and Literature students to learn linguistics terminology. As the five interview needs result, three of them need to full color display, and the others need to simple color display.

First interview responded that, “*Full Color agar tidak bosan apabila full color*”. Second interview responded that, “*Lebih menarik dengan tampilan full color untuk menarik perhatian di era millennial saat ini*”. Furthermore, third interview respond that, “*Full color, agar lebih jelas kelompok-kelompok pada masing-masing istilah linguistik*”. Hence, the researcher decided to full color because the agreements of the three interview needs result.

This home page is the first display of ELITE application that can be identified as the local product of Alauddin state Islamic university student. It can be seen that the home page of ELITE application shows a rectorate building and logo of Alauddin state Islamic university of Makassar. In another side, there is a watermark on it, called “Linguistics application” to identify as an Android application for linguistics terminology. Furthermore, there are two features on the home page of ELITE application with different colors; (1) Terminology-feature I, combination between yellow and orange colors. (2) English Linguistics Phonology-feature II, combination between dark blue and light blue color. Those features also deal with the two respondents needs. First interview for the feature I, “*Yang paling penting adalah fitur istilah dan Arti (definisi) dari istilah-istilah linguistik itu*”. Second interview for the Feature II, “*Ada tampilan gambar Phonology*”.

b. Feature I of ELITE application



Figure 4.3. Before and After on Feature I display of ELITE Application

This feature is the first and main feature of ELITE application. When user clicks “Terminology” feature on the home page, it is going to show the picture “after” above. As the five interview needs result, three of them deal with this feature as their needs. First interview responded that, *“Yang paling penting adalah fitur istilah dan arti (definisi) dari istilah-istilah linguistik itu”*. Second interview responded that, *“Terdapat daftar kamus, dan fitur Searching”*. Furthermore, third interview respond that, *“Fitur yang sebaiknya ada ialah berupa fitur searching agar lebih mudah untuk menemukan istilah-istilahnya. Kemudian tersedia istilah-istilah linguistic dari A-Z.”* The feature contains terms list of linguistics terminology, even user can call a term by typing on the “search” column with a green color background. Furthermore, the available terms from A to Z is because the challenge of the students to learn many linguistics terms for passing Linguistics comprehension test.

c. Feature II of ELITE application




Figure 4.4. Before and After on Feature II display of ELITE Application

Based on the one of features in the home page display, there is a feature identified “English Linguistics Phonology” as the second feature on it. When user clicks the feature, it is going to show the picture “after” above. The deal with one of respondents needs. First interview for the Feature II, “*Ada tampilan gambar Phonology*”. The feature contains three pictures to support several terms list in linguistics terminology feature. All pictures show about a branch of phonology, called The International Phonetic Symbol in the latest 2005.

d. Display of searching result (Definition)




Figure 4.5. Before and After on Definition display of ELITE Application

After a user clicks or types in the search column, the search result will appear as a display picture ‘after’ above (Definition display). As the five interview needs result, one of them deal with this feature as their needs. The students interview responded that, *“Yang paling penting adalah fitur istilah dan arti (definisi) dari istilah-istilah linguistik itu”*. If the definition is extended, then the user is able to scroll down to read the definition until it is finished. In another side, there is additional feature below of the definition display, called “ELITE’s References”. The feature is the third feature of ELITE application with combination of colors between green and yellow. When a user clicks the feature, it will appear approaching references of all terms and definitions to find more about linguistics terminology.

e. Feature III of ELITE application

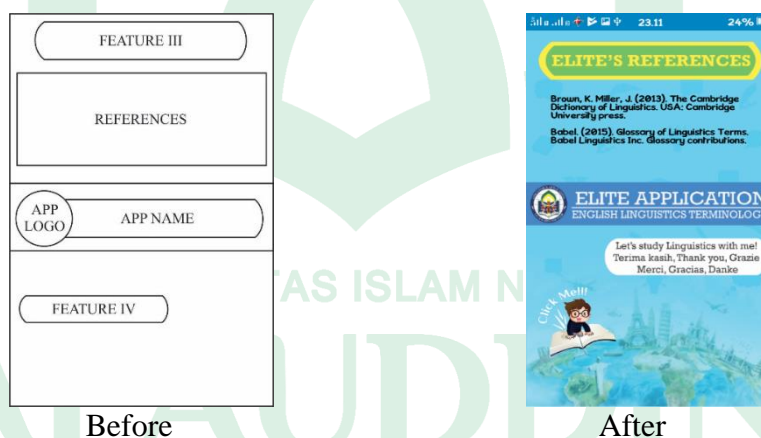


Figure 4.6. Before and After on Feature III display of ELITE Application

In this feature, there is no need to access much, it only appears approaching references of all terms and definitions. But as additional thing, the researcher input one feature below the references list. The feature is the last feature of ELITE application, called “click me” for connecting vision and mission of

English and Literature, Adab and Humanities faculty of Alauddin state Islamic university of Makassar. The feature deals with one of students needs to connect and show vision and mission of the English and Literature department.

f. Feature IV of ELITE application



Figure 4.7. Before and After on Feature IV of ELITE Application

The last feature shows vision and mission of English and Literature department, Adab and Humanities faculty of Alauddin state Islamic university of Makassar. It identifies strong evidence that ELITE application was found and developed by student of English and Literature department, Alauddin state Islamic university of Makassar, and it becomes local product of the English and Literature department.

Based on the picture above, the researcher validated externally of ELITE application. Then it can be installed in variety of Android versions; KitKat (4.4+), Lollipop (5.0+), Marshmallow (6.0+), Nougat (7.0+) and the latest Android version, Oreo (8.0+). Furthermore, minimum Random-Access Memory (RAM) is 512 (Five hundreds-twelve) Megabyte and Read Only Memory (ROM) is 1 (one) Gigabyte.

3. Evaluation in ELITE application

To evaluate the ELITE application, the researcher used two kinds of questionnaire. But they are still one formula and scale agreements to measure the effectiveness of the ELITE application.

$$\text{Percentile (\%)} = \frac{\text{Observation Score}}{\text{Maximum Score}} \times 100$$

Tabel 4.4. Percentile and Scale Agreements of the SUS

Percentile Range	Scale Agreements
85%-100%	Very usable
75-84%	Usable
60-74%	Average
40%-59%	Unusable
0%-39%	Very Unusable

Source: John Brooke, Journal of Usability Studies (2013, pp. 29-40)

Brooke (2013, pp. 29-40) stated that the table above is valid because it has two kinds of scale agreement; from very usable to very unusable scale agreement that is related to very effective and very non-effective of the product.

a. Internal Validation of ELITE application

The first questionnaire aimed to validate ELITE application in its system media to the three people of *Sarjana Sistem Informasi* of Alauddin State Islamic University of Makassar. If it showed positive results, the researcher can test the product to the students as the real respondents of this evaluation stage. But if it was not in line with expected outcomes, the researcher revises the product.

Tabel 4.5. Confirmation Aspects of Validation Test

No	Validation Aspects	Description	Confirmed
1	<i>Functionality</i>	Rating of ELITE application features	√
2	<i>Efficiency</i>	Rating of ELITE application time duration.	√

3	<i>Usability</i>	Rating of ELITE application usable media	√
4	<i>Portability</i>	ELITE application physically condition	√

The questionnaire is developed by Yudi Hanafi (2016) in his thesis and it contains 10 items of Validation statements which divided into four aspects that would be unified to analyze: Functionality, Efficiency, Usability and Portability (Hanafi 2016, p. 53).

Tabel 4.6. Observation Score and Mean Scale of Validation aspects

No	Aspects	Validation Statements	Observation Score	Mean Scale	Rating Degree
1	<i>Functionality</i>	All features of ELITE application are well integrated.	13	4.33	High Degree
2	<i>Efficiency</i>	Term searching takes time shortly.	14	4.66	High Degree
3	<i>Usability</i>	Information detail in ELITE application.	12	4.00	High Degree
4		Font design of ELITE app. is easy to read.	11	3.66	Moderate Degree
5		Interface of ELITE app. is interesting.	10	3.33	Moderate Degree
6		ELITE app. is easy to use without any obstacle.	13	4.33	High Degree
7		ELITE app. is easy to operate.	11	3.66	Moderate Degree
8		ELITE app. is comfortable to use.	11	3.66	Moderate Degree
9	<i>Portability</i>	ELITE app. could install on any Android platforms.	12	4.00	High Degree
10		ELITE app. is easy to use multiple times.	14	4.66	High Degree
Total			121	4.02	High Degree

The table 4.6 shows that calculation for all aspects in System Usability Scale statements is 121. Next, the researcher converted to percentile by using this formula below.

$$Percentage (\%) = \frac{\text{Observation Score}}{\text{Maximum Score}} \times 100$$

In the above formula, Observation Score is the result of calculation in the aspects of System Usability Scale (SUS), that is 121 observation score. Then,

Maximum Score is the result of calculation for all statements in aspects of the Validation. In other words, there are 'five' maximum score for each statement, this is "Strongly Agree". The maximum score is timed by the number of Validation statements and the number of respondents, 5 (maximum score) x 10 (number of the SUS statements) x 3 (number of the respondents) = 150. So, the Maximum Score is 150. Last, in the formula number "100" above, is to measure percentile data that will be indicated into the table range.

$$\text{Percentaile (\%)} = \frac{\text{Observation Score}}{\text{Maximum Score}} \times 100$$

$$\text{Percentaile (\%)} = \frac{121}{150} \times 100$$

$$\text{Percentaile (\%)} = \frac{12.100}{150}$$

$$\text{Percentaile (\%)} = 80,6 \% \text{ or } 81\%$$

After the percentile data obtained, the researcher indicates a range of scale agreements from "very usable" to "very unusable". So, here is the range table.

Tabel 4.7. Usable Scale Agreements of Validation Test Result

Percentile Range	Scale Agreements
85%-100%	Very usable
75-84%	Usable
60-74%	Average
40%-59%	Unusable
0%-39%	Very Unusable

Based on the formula above, the researcher obtains percentile result of validation test according to the three respondents, that is 81% (eighty-one percent) of validation test result. Next, the percentile range indicates of Usable scale agreement of ELITE application. It means that ELITE application is effective as system media to learn linguistics terminology for students of English

and Literature department, Adab and Humanities Faculty of Alauddin state Islamic university of Makassar.

Furthermore, if the result of mean score approaches to the rating of motivational level, then it indicates 'high degree'. In this case, high degree of ELITE application (product) level, that is 4.02 mean score.

Tabel 4.8. Level Degree of Product Validation Test Result

Mean Range	Rating Of Product Level
3.68 – 5.00	High degree of Product
2.34 – 3.67	Moderate degree of Product
1.00 – 2.33	Low degree of Product

As the researcher said before, if it showed positive results, then the researcher could test the product to the students as the real respondents of this evaluation stage. But if it was not in line with expected outcomes, the researcher would revise the product. Based on the validation test result above, then it shows positive result, that is effective as system media (indicated 81%), and high degree of the product (indicated 4.02 mean score). It means that, the researcher could test ELITE application to the students as the real respondents of this evaluation stage.

b. Evaluation Test of ELITE application

After the researcher validated the ELITE application, next the researcher tested the application for two weeks to students of the English and Literature Department of Alauddin state Islamic university of Makassar. The last day of Evaluation test, the researcher spreaded SUS questionnaire to be filled by the students.

SUS (System Usability Scale) is a type of scoring from “1” to “5” which indicates a range of usable and unusable agreement from “Strongly Disagree” to “Strongly Agree”. Furthermore, SUS takes 10 item questions and it divides into three aspects; Learnability-orange color, Efficiency-green color, and Satisfaction-blue color (Brooke, 2013, p. 29-40).

Table 4.9. Description of the SUS aspects Confirmed

No.	Usability Aspects	Description	Confirmed
1.	Learnability	It rates how the students can learn through Android application effectively.	√
2.	Efficiency	It rates how the students can learn anytime by using the application.	√
3.	Satisfaction	It rates how the students are comfortable to use Android application for learning.	√

Sources: Based on John Brooke, Journal of Usability Study (2013, p. 22)

The table 4.9 shows the approach to evaluate ELITE application based on the System Usability Scale aspects of John Brooke in 2013, p. 29-40. *First*, Learnability indicates orange color which rates how the students learn linguistics terminology by using ELITE application. *Second*, Efficiency indicates green color which rates how the students learn linguistics terminology anytime by using ELITE application. *Third*, Satisfaction indicated blue color which rates how the students are comfortable to use ELITE application in learning linguistics terminology. Here is the table confirming the evaluation through 10 statements result below.

Tabel 4.10. Observation Score and Mean Scale of the SUS

NO.	ASPECTS	SUS (<i>SYSTEM USABILITY SCALE</i>) STATEMENTS	Observation Score	Mean Scale	Rating Degree
1.	Learnability	I think that I would like to use ELITE application frequently in learning linguistics terminologies.	133	4.43	High Degree
2.		I found this ELITE application to be more complex than it should needed to be.	107	3.56	Moderate Degree
3.		I thought, ELITE application was easy to use in learning linguistics terminologies.	130	4.33	High Degree
4.	Efficiency	I think that I will need an assistance to be able using ELITE application.	97	3.23	Moderate Degree
5.		I found linguistics terms and definitions in ELITE app. were well integrated.	128	4.26	High Degree
6.		I though, there were many inconsistency terms and definitions in ELITE application.	107	3.56	Moderate Degree
7.	Satisfaction	I could imagine that most of the English and Literature students would learn linguistics terminologies to use ELITE application quickly.	128	4.26	High Degree
8.		I thought, ELITE application was cumbersome to use in learning linguistics terminologies.	118	3.93	High Degree
9.		I felt very confident to use this ELITE application.	120	4.00	High Degree
10.		I needed to learn a lot of things before I could get going with ELITE Application.	92	3.06	Moderate Degree

Supporting from Brooke (2013, pp. 29-40) who divides into three benefits to use a SUS questionnaire:

1. *First*, it is very easy scale to administer to respondents. The respondents were from students of English and literature department, Adab and Humanities faculty of Alauddin state Islamic university of Makassar who are suitable to administer the evaluation of ELITE application.
2. *Second*, it can be used on small group sample with reliable result. There were 30 respondents from each group of the English and Literature classes; AG. 1/2 class, AG 3/4 class and AG 5/6 class. But they were determined randomly to evaluate ELITE application.

3. *Third*, it is valid because it has two kinds of scale agreement; from very usable to very unusable scale agreement that was related to very effective and very non-effective of the ELITE application.

Tabel 4.11. Percentile and Scale Agreements of Evaluation stage

Percentile	Scale Agreements
85%-100%	Very usable
75-84%	Usable
60-74%	Average
40%-59%	Unusable
0%-39%	Very Unusable

Source: John Brooke, Journal of Usability Studies (2013, pp. 29-40)

The researcher analyzes the questionnaire data utilizing the System Usability Scale to find out the effectiveness of the Android application in learning linguistics terminology. Brooke (2013, pp. 29-40) states that the best way to find out an effectiveness of mobile application through SUS questionnaire is to measure percentile and indicate a range of scale agreements from “very usable” to “very unusable”. The researcher divides into three points based on the aspects of System Usability Scale to analyze data by using the percentile formula above.

1) Learnability of ELITE Application

Learnability indicates orange color which rates how the students learn linguistics terminology by using ELITE application. John Brooke (2013, p. 23) states that Learnability aspect can be identified from number one to number three, and it rates how students learn through Android application effectively. Pursuant the theory above, the researcher analyzes Learnability aspect of the SUS to know how students of the English and Literature department learn

linguistics terminology effectively through ELITE application. Here is the table result specifically.

Tabel 4.12. Evaluation Stage Result in Learnability aspect

NO.	ASPECTS	SUS (<i>SYSTEM USABILITY SCALE</i>) STATEMENTS	Observation Score	Mean Scale	Rating Degree
1.	Learnability	I think that I would like to use ELITE application frequently in learning linguistics terminologies.	133	4.43	High Degree
2.		I found this ELITE application to be more complex than it should needed to be.	107	3.56	Moderate Degree
3.		I thought, ELITE application was easy to use in learning linguistics terminologies.	130	4.33	High Degree
	Total		370	4.10	High Degree

The table above shows that calculation for Learnability aspect in System Usability Scale statements is 370. Next, the researcher converts to percentile by using this formula below.

$$Percentaile (\%) = \frac{\text{Observation Score}}{\text{Maximum Score}} \times 100$$

In the above formula, Observation Score is the result of calculation in Learnability aspect of System Usability Scale (SUS), that is 370 observation score of Learnability aspect. Then, Maximum Score is the result of calculation for all statements in Learnability aspect of the SUS. In other words, there are ‘five’ maximum score for each statement, this is “Strongly Agree”. The maximum score is timed by the number of SUS Learnability statements and the number of respondents, 5 (maximum score) x 3 (number of the SUS Learnability statements) x 30 (number of the respondents) = 450. So, the Maximum Score is 450. Last, in the formula number “100” above, is to measure percentile data that will be indicated into the table range.

$$\text{Percentaile (\%)} = \frac{\text{Observation Score}}{\text{Maximum Score}} \times 100$$

$$\text{Percentaile (\%)} = \frac{370}{450} \times 100$$

$$\text{Percentaile (\%)} = \frac{3700}{450}$$

$$\text{Percentaile (\%)} = 82 \%$$

After the percentile data obtained, the researcher indicates a range of scale agreements from “very usable” to “very unusable”. So, here are the range table.

Tabel 4.13. Usable in Learnability aspect

Percentile Range	Scale Agreements
85%-100%	Very usable
75-84%	Usable
60-74%	Average
40%-59%	Unusable
0%-39%	Very Unusable

Source: John Brooke, Journal of Usability Studies (2013, pp. 29-40)

Based on the formula above, the researcher obtains percentile result of Learnability data according to the 30 respondents in evaluation step of ELITE application, that is 82% (eighty-two percent) of Learnability aspect. Next, the percentile range indicates of Usable scale agreement of ELITE application. It means that ELITE application is effective to learn linguistics terminology for students of English and Literature department, Adab and Humanities Faculty of Alauddin state Islamic university of Makassar.

2) Efficiency of ELITE Application

Efficiency indicates green color which rates how the students learn linguistics terminology anytime by using ELITE application. John Brooke (2013, p. 23) states that Efficiency aspect can be identified from number four to

number six, and it rates how students learn anytime through Android application effectively. Pursuant to the theory above, the researcher analyzes Efficiency aspect of the SUS to know how easy of ELITE application used to learn linguistics by students of the English and Literature department.

Tabel 4.14. Evaluation Stage Result in Efficiency aspect

NO.	ASPECTS	SUS (<i>SYSTEM USABILITY SCALE</i>) STATEMENTS	Observation Score	Mean Scale	Rating Degree
1.	Efficiency	I think that I will need an assistance to be able using ELITE application.	97	4.43	High Degree
2.		I found linguistics terms and definitions in ELITE app. were well integrated.	128	3.56	Moderate Degree
3.		I though, there were many inconsistency terms and definitions in ELITE application.	107	4.33	High Degree
	Total		332	3.68	High Degree

The table above shows that calculation for Efficiency aspect in System Usability Scale statements is 332. Next, the researcher converts to percentile by using this formula below.

$$Percentaile (\%) = \frac{\text{Observation Score}}{\text{Maximum Score}} \times 100$$

In the above formula, Observation Score is the result of calculation in Efficiency aspect of the SUS, that is 332 observation score of Efficiency aspect. Then, Maximum Score is the result of calculation for all statements in Efficiency aspect of the SUS. In other words, there are 'five' maximum score for each statement, this is "Strongly Agree". The maximum score is timed by the number of SUS Efficiency statements and the number of respondents; 5 (maximum score) x 3 (number of the SUS Efficiency statements) x 30 (number of the respondents) = 450. So, the Maximum Score is 450. Last, in the formula number

“100” above, is to measure percentile data that will be indicated into the table range.

$$\text{Percentaile (\%)} = \frac{\text{Observation Score}}{\text{Maximum Score}} \times 100$$

$$\text{Percentaile (\%)} = \frac{332}{450} \times 100$$

$$\text{Percentaile (\%)} = \frac{33.200}{450}$$

$$\text{Percentaile (\%)} = 73 \%$$

After the percentile data obtained, the researcher indicates a range of scale agreements from “very usable” to “very unusable”. So, here are the range table.

Tabel 4.15. Average in Efficiency aspect

Percentile Range	Scale Agreements
85%-100%	Very usable
75-84%	Usable
60-74%	Average
40%-59%	Unusable
0%-39%	Very Unusable

Source: John Brooke, Journal of Usability Studies (2013, pp. 29-40)

Based on the formula above, the researcher obtains percentile result of Efficiency data according to the 30 respondents in evaluation step of ELITE application, that is 73% (seventy-three percent) of Efficiency aspect. The percentile range indicates Average scale agreement of ELITE application. It means that ELITE application is easy enough to learn linguistics for students of English and Literature department, Adab and Humanities Faculty of Alauddin state Islamic university of Makassar.

3) Satisfaction of ELITE Application

Satisfaction aspect indicates blue color which rates how the students learn linguistics terminology by using ELITE application. John Brooke (2013, p. 23) states that Satisfaction aspect can be identified from number seven to number ten, and it rates how students learn through Android application comfortably. Pursuant the theory above, the researcher analyzes Satisfaction aspect of the SUS to know how students of the English and Literature Department are comfortable and confident to learn linguistics terminology through ELITE application. Here is its table result specifically.

Tabel 4.16. Evaluation Stage Result in Satisfaction aspect

NO.	ASPECTS	SUS (<i>SYSTEM USABILITY SCALE</i>) STATEMENTS	Observation Score	Mean Scale	Rating Degree
1.	Satisfaction	I could imagine that most of the English and Literature students would learn linguistics terminologies to use ELITE application quickly.	128	4.26	High Degree
2.		I thought, ELITE application was cumbersome to use in learning linguistics terminologies.	118	3.93	High Degree
3.		I felt very confident to use this ELITE application.	120	4.00	High Degree
4.		I needed to learn a lot of things before I could get going with ELITE Application.	92	3.06	Moderate Degree
	Total		458	3.81	High Degree

The table above shows that calculation for Satisfaction aspect in System Usability Scale statements is 458. Next, the researcher converts to percentile by using this formula below.

$$Percentage (\%) = \frac{\text{Observation Score}}{\text{Maximum Score}} \times 100$$

In the above formula, Observation Score is the result of calculation in SUS Satisfaction aspect, that is 458 observation score of Satisfaction. Then,

Maximum Score is the result of calculation for all statements in the Satisfaction aspect. In other words, there are 'five' maximum score for each statement, this is "Strongly Agree". The maximum score is timed by the number of SUS Satisfaction statements and the number of respondents; 5 (maximum score) x 4 (number of the SUS Satisfaction statements) x 30 (number of the respondents) = 600. So, the Maximum Score is 600. Last, in the formula number "100" above, is to measure percentile data that will be indicated into the table range.

$$\text{Percentaile (\%)} = \frac{\text{Observation Score}}{\text{Maximum Score}} \times 100$$

$$\text{Percentaile (\%)} = \frac{458}{600} \times 100$$

$$\text{Percentaile (\%)} = \frac{45.800}{600}$$

$$\text{Percentaile (\%)} = 76 \%$$

After the percentile data obtained, the researcher indicates a range of scale agreements from "very usable" to "very unusable". So, here are the range table.

Tabel 4.17. Usable in Satisfaction aspect

Percentile range	Scale Agreements
85%-100%	Very usable
75-84%	Usable
60-74%	Average
40%-59%	Unusable
0%-39%	Very Unusable

Source: John Brooke, Journal of Usability Studies (2013, pp. 29-40)

Based on the formula above, the researcher obtains percentile result of Satisfaction data according to the 30 respondents in evaluation step of ELITE application, that is 76% (seventy-six percent) of Satisfaction aspect. The percentile range indicates Usable scale agreement of ELITE application. It

means that ELITE application is comfortable in learning linguistics for students of English and Literature department, Adab and Humanities Faculty of Alauddin state Islamic university of Makassar.

c. SUS Evaluation Diagram of ELITE Application

Brooke (2013, pp. 29-40) states that the best way to find out an effectiveness of mobile application through SUS questionnaire is to measure percentile and indicate a range of scale agreements from “very usable” to “very unusable”. The researcher points out that all of System Usability Scale aspects; Learnability, Efficiency and Satisfaction through evaluation diagram result and the scale agreement; from very usable to very unusable.

Percentile Range of ELITE Application
(Aspects of System Usability Scale)

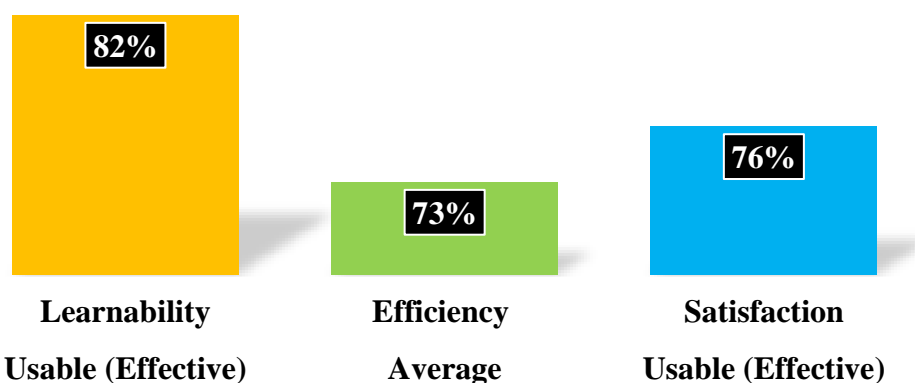


Figure 4.8. Diagram of ELITE application effectiveness

Pursuant to the diagram above, the researcher makes strong evidence by converting to Mean Scale and indicates to the rating level of the product. The rating level approach to the rating of motivational level.

Tabel 4.18. Mean scale and Rating of Level product in ELITE Application.

No.	Aspects of System Usability Scale	Mean Scale	Rating of Level Product
1.	Learnability	4.10	High Degree of Product
2.	Efficiency	3.68	High Degree of Product
3.	Satisfaction	3.81	High Degree of Product
Total		3.86	High Degree of Product

Based on the diagram and the table above, evaluation step of ELITE application is divided into three aspects of the System Usability Scale; Learnability, Efficiency and Satisfaction.

1. *Learnability* (Orange color) obtains the highest percentage based on the SUS aspect, that is 82% of learnability aspect which indicates as Usable agreement. It means that ELITE application is effective to learn linguistics terminology in students of the English and Literature Department of Alauddin State Islamic University of Makassar. Furthermore, the table 4.3 shows that Mean score of Learnability indicates high degree of product, 4.10 mean scale.
2. *Efficiency* (Green color) obtains the lowest percentage of the SUS aspect, that is 73% of Efficiency aspect. Despite of the lowest degree, but it still indicates as Average agreement. It means that ELITE application is effective enough to use anytime in learning linguistics terminology by students of the English and Literature Department of Alauddin state Islamic university of Makassar. Furthermore, the table 4.3 shows that Mean score of Efficiency indicates high degree of product, 3.68 mean scale.
3. *Satisfaction* (Blue color) obtains moderate degree of the SUS aspect percentage, that is 76% of Satisfaction aspect. It indicates as Usable agreement which means effective to learn linguistics terminology. In other words, ELITE application is comfortable to use in learning linguistics terminology by students of the English

and Literature Department of Alauddin State Islamic University of Makassar. Furthermore, the table 4.3 shows that Mean score of Satisfaction indicates high degree of product, 3.81 mean scale.

B. Discussion

In this point, the researcher connects the main findings of the study with relevant arguments, theories and previous studies.

1) Design (Challenges and Needs Assessment)

Tabel 4.19. Discussion of E-Learning Needs Assessment finding result

Aspects of E-Learning Needs Assessment			Percentage
Instructional Design (ID)	Subject Study	linguistics is one of difficult course	72%
	Instructional media	Video, Picture	20%
Multimedia Component	Text (e.g., Book)	Printing book/e-book	80%
	Smartphone Android, Tablets, iPods	Android user	100%

The first main finding of the challenge, there were 25 students of the English and Literature of Alauddin state Islamic university of Makassar who were 72% of them, responded that linguistics is one of the difficult courses that has some complicated terminologies. The data proves Finch's argument (2003, p. 410), he argues that the problem in linguistics is that many students do not know some complex terms of linguistics. Even Manning (2011, pp. 3 - 4) also argues that linguists may not be able to distinguish between them clearly. Furthermore, there are two main ways in which most students encounter linguistics field: phonology, morphology, syntax and semantics – in the context of particular branches of the subject. Other broader areas of language studies include applied linguistics (the application of linguistics to language teaching, dictionary/lexicography, terminology).

Applied Linguistics, plays important roles in solving the problems of the students who cannot distinguish some complicated terms of linguistics clearly. Hence, developing a terminological dictionary in the linguistics field will be a good endeavor to apply linguistics in practical use for the students in dealing with their learning challenge. Davies (2007) argues that terminological dictionary is a part of applied linguistics in learning specialized vocabulary. He has terminological dictionary-making in 2005, namely “Glossary of Applied Linguistics”. The dictionary describes the key terminology in an area of interest (for example politics, biology, physics, etc.) by existing definition of the terminology. Follow up Davies’ argument, the researcher also developed a terminology dictionary in area of interest, in this case is Linguistics, based on Android application.

Although there are millions of Android applications in Google Playstore, none of them has linguistics terminology application for Indonesian students. Meanwhile, Marti (2005, p. 48) states that Indonesia is a very large nation with a correspondingly large population of great linguistic diversity: 762 languages diverse. It means, the Android application of linguistics terminology should be available in Google Play Store for helping Indonesian students with its diversity.

Based on the finding result, there are 25 students of the English and Literature Department are 100% Android users. The finding is also true in the context of Liu (2016, pp. 1-10), she claims that Indonesia becomes the third country as the most popular of Android user in Asia – Pacific. Furthermore, India is the first country and China is the second country as the most popular Android users. Additionally, Android users will increase each year more and more pursued by

numerous applications available, especially in Indonesia. Considering that, ELITE application developed by the researcher to help the students understand some complex terms of linguistics based on Android Application. Furthermore, ELITE application was developed based on methodology of Research and Development model.

From three previous studies found, only Hanafi (2016), in his thesis entitled, “Music Dictionary Development Based on Android”, used completely Research and Development by approaching Sugiyono model (2013); Need assessment, Planning, Development, Preliminary product test, Product revision, and Implementation.

Especially for Needs assessment, he produced an Android application based on the needs assessment research. He found that a weakness of music dictionary textbooks for the students is that they are too heavy to carry in their bag everywhere. Hence, he planned to design, develop and produce Music Dictionary of Android application in learning music terminologies to the students. But difference from Hanafi’s research in the needs assessment data. His needs assessment research was not confirmed by specifically data. While this research, their challenge was confirmed through interview of their needs in learning linguistics terminology: **Development an Android application in learning Linguistics terminology by using monolingual in English, Theme display must be full color, and the application must contain several features such as Searching feature, Term list from A to Z, Definition display, and Phonology picture.**

2) Development

The researcher developed the ELITE application based on the need assessments data. Next, the researcher confirms the application by approaching Terminography theory of Temmerman (2007, p. 20), to develop dictionary of terminology. He states that there are five principles that researcher should know to develop a dictionary in terminology of a specific field. In this case it is the principles of practice in making a dictionary in linguistics terminology. Here are those five principles which confirm to the ELITE application by using checklist (√) in the table.

Table 4.20. Five principles of Terminography Confirmed

No.	Principles of Terminography	Description	ELITE Confirmed (√)
1	Monolingual	Terminology starts with a term without considering language	√
2	Structure Consecutively	Term lists can be structured consecutively	√
3	Standard Description	A term is ideally defined in a standard description from relevant resource	√
4	One Design	one term only designates one definition	√
5	Permanent	Definition will not change by time, its permanent.	√

Source: Based on Temmerman, *Approaches to terminology*, Terminography principles (2007, p. 20).

The table above relates to the finding in Development of ELITE application.

Next, this section discusses about the main finding towards the theory approach of Terminography in order to connect each other. So, here is the main finding result in Development of ELITE application figure.



Figure 4.9. Discussion of the main finding in Development result

a. Monolingual

ELITE application only uses English language in its terminology feature whether terms and definitions display. Even the second feature, “English Linguistics Phonology”, also uses English language. Hence, ELITE application is monolingual for all of linguistics terms, definitions and supporting pictures. The use of English language relates to the predominantly list of the students’ needs; There were three students chose English language (Monolingual) as the ELITE application language, and two others chose English and Indonesia (Bilingual) for the translation. But at the same time, bilingual for specialized dictionary is rarely available (almost never).

b. Structure Consecutively

Based on the corpus data of ELITE application, its database terms list structure consecutively. It can be seen when user clicks “Terminology” feature on the home page. Then ELITE application will appear terms list consecutively from A to Z. Furthermore, user can scroll down the lists or just call the term by typing in the “search” column.

c. Standard Description

Based on the corpus data of ELITE application, all linguistics terms are ideally defined in a standard description from relevant resource. The researcher approaches to preliminary e-book entitled, “The Cambridge Dictionary of Linguistics” from Keith Brown and Jim Miller in 2013. The e-book contains 2150 terms of linguistics terminology, but the researcher only collects 711 terms those are relevant for learning linguistics terminology in the English and Literature Department class, in this case “Introduction to Linguistics” by Abdul Muis Baddulu (2009) which the students predominantly used in learning linguistics terminology from A to Z.

d. One Design

ELITE application is developed for selecting one term for one definition. It can be seen when user clicks “one term” on the terminology page. Then ELITE application will appear one definition as well as what user scrolled or typed. Each page of the ELITE application display was designed by operating Corel Draw X5 software.

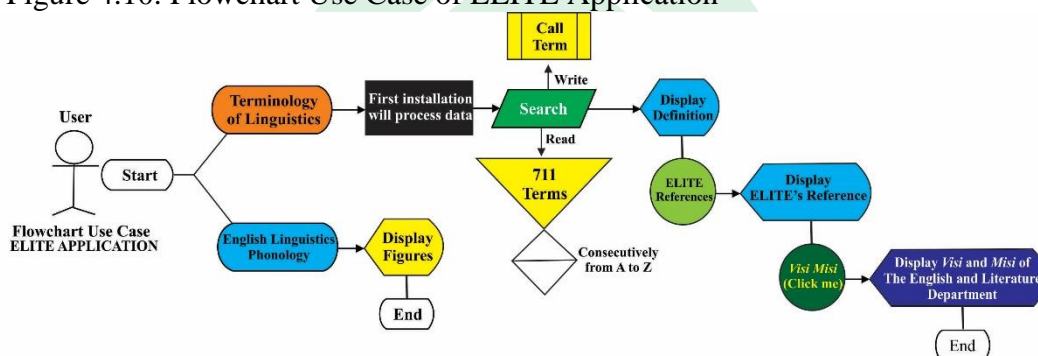
e. Permanent

ELITE application is developed to appear definition of the term permanently. It means that it would not change by time. It can be seen when user clicks “one term” on the terminology page. Then ELITE application will appear one definition as well as what user scrolled or typed. Each term and definition displayed permanently as long as being updated by the researcher. In this case, the researcher perhaps updates ELITE application in the future for additional

feature or just for collecting additional corpus data of linguistics terminology. In other word, ELITE application will be longitudinal research and development by the researcher.

Furthermore, the use of ELITE application process can be seen on the figure of Flowchart use case of the ELITE application. This figure is step by step to access ELITE application.

Figure 4.10. Flowchart Use Case of ELITE Application



From three previous studies found, only Hanafi (2016), in his thesis entitled, “Music Dictionary Development Based on Android”, used completely Research and Development by approaching Sugiyono model (2013); Need assessment, Planning, Development, Preliminary product test, Product revision, and Implementation.

Especially for development stage, he developed an Android application based on the needs assessment research. He found that a weakness of music dictionary textbooks for the students is that they are too heavy to carry in their bag everywhere. Hence, he developed and produce Music Dictionary of Android application in learning music terminologies to the students.

Although he developed the application, but his development research was not based on the theory too. While this research, ELITE application, developed

based on the theoretical approach, Terminography theory of Temmerman (2007, p. 20). Temmerman states that there are five principles that researcher should know to develop a dictionary in terminology of a specific field. In this case it is the principles of practice in making a dictionary in linguistics terminology; (1) *Monolingual*, terminology started with a term without considering language. (2) *Structure Consecutively*, term lists were structured consecutively. (3) *Standard Description*, a term was ideally defined in a standard description from relevant resource. (4) *One Design*, one term only designed one definition. (5) *Permanent*, definition of term is permanent.

Furthermore, the development of Terminography began to flourish since the 1980s. In Indonesia, the first Terminography was the Dictionary of Terms written by Sultan Takdir Alisyahbana, and published in 1949. Followed up by Kwari et. al (2007), also approach to Terminography to develop a terms dictionary in their research report entitled, “*Pengembangan Kamus Elektronik Akuntansi Keuangan Berbasis Korpus-Development of Financial Accounting Electronics Dictionary Based on Corpus*”. They also approached to the five principles of Terminography to develop the dictionary terms in the field of financial accounting.

3) Evaluation

Although the result of validation test is effective, but the suggestion of the three people still available when they used the application. Their suggestions encouraged the researcher to revise ELITE application in order to be better application.

Extract 1: First suggestion by Ghassan Zakiri, S.Kom

He is the best alumnus of Information System Department of Alauddin State Islamic University of Makassar in 2018. His thesis entitled, “*Pengelolaan Kegiatan dan Pendaftaran UKM (Unit Kegiatan Mahasiswa) Taekowndo UIN Alauddin Makassar Berbasis WEB*”.

The researcher : *Bagaimana menurut anda Aplikasi ELITE?*

(What do you think about Aplikasi ELITE?)

Brother Ghassan : *Lebih ditekankan pada tampilan UI/UX agar orang-orang bisa lebih paham terhadap aplikasi yang digunakan.*

(It would be more pressure to the UI/UX display so people could be more understand toward the application process used).

Extract 2: Second suggestion by Ikram Rasinong, S.Kom

He is the assistant lab of Information System Department of Alauddin State Islamic University of Makassar. His thesis entitled, “*Appointment Dosen dan Mahasiswa Berbasis MDBICE*”.

The researcher : *Bagaimana menurut anda Aplikasi ELITE?*

(What do you think about Aplikasi ELITE?)

Brother Ikram : *Menu utamanya diberikan keterangan; keterangan ‘about’ mengenai profil aplikasi. Kemudian tolong diberikan juga tombol ‘back/kembali’ untuk ‘menu activity’ (setelah menu utama).*

(First menu in the home page should be clearly; you should put a feature ‘about’ to show a profile of the application. Last, you also should put ‘back’ feature in the activity menu [after home page menu]).

Extract 3: Third suggestion by Sainal Sultan, S.Kom

He is the recommended alumnus by both of the alumnus above in Information System Department of Alauddin State Islamic University of Makassar. His thesis entitled, “Penjadwalan *Khatib/Ceramah Berbasis Android*”.

The researcher : *Bagaimana menurut anda Aplikasi ELITE?*

(What do you think about Aplikasi ELITE?)

Brother Sainal : *Sebaiknya fokuskan desain sesuai dengan konten yang diberikan.*

(It would be good if you focus on design display as suitable as the content issues).

a. Revision of ELITE Application

Based on the three extracts from people of *Sarjana Sistem Informasi*, the researcher revised ELITE application as well as their suggestions and the researcher’s ability to revise. Here are the results based on their suggestions, before and after revised.



Figure 4.11. Before revised on ELITE

Figure 4.11 above shows before ELITE application revised, and for more information about it, go to the second point of finding section (Development of ELITE application finding). Then now, let's see how the result revision through the figure below.



Figure 4.12. After revised on ELITE Application

Based on the figure 4.12 above, the researcher has revised as well as three alumnus' suggestions from *Sarjana Sistem Informasi* of Alauddin state Islamic University of Makassar. Specifically, here are some points of each revision.

1) First Revision of ELITE Application

Brother Ghazzan suggested that, “*Lebih ditekankan pada tampilan UI/UX agar orang-orang bisa lebih paham terhadap aplikasi yang digunakan!*”. Hence the researcher revised its button design by putting, ➤ on the right corner of the button menu.

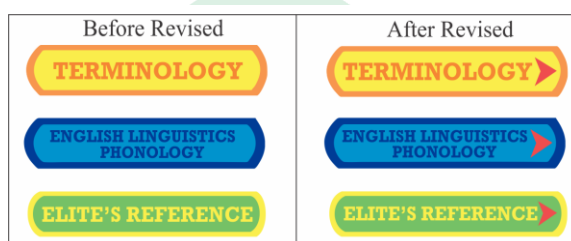


Figure 4.13 Before and After Revised on Button menu

The addition thing to the buttons could affect the user to operate ELITE application easily. In other words, the application guides the user to click the button. That is called UI/UX design of the application display, it includes psychological side of the user to click the buttons.

2) Second Revision of ELITE application

Brother Ikram suggested that, “*Menu utamanya diberikan keterangan; keterangan ‘about’ mengenai profil aplikasi. Kemudian tolong diberikan juga tombol ‘back/kembali’ untuk ‘menu activity’ (setelah menu utama)!*”. In the home page menu, it has additional button on it, + . The button is a feature ‘about’ to describe ELITE application. Here is its screenshot displayed.



Figure 4.14. Before and After Revised on Home page menu


When user clicks the  button, it shows ELITE application profile as well as its developer. Here is the screenshot displayed,



Figure 4.15. Feature About of ELITE application

Figure 4.15 shows the profile of ELITE application as well as its developer. The profile is usable for the user to know the application as well. At the same time, the users also could contact the researcher if they have any question or suggestion about ELITE application. Furthermore, look up figure 4.9 above, and

pay attention to the red circle on the top of each screenshot in the main activity! Their function is a button for 'back' after users operates ELITE application.

3) Third Revision of ELITE Application

Brother Sainal suggested that, “Sebaiknya *fokuskan desain sesuai dengan konten yang diberikan!*”. His suggestion is only about the design of ELITE application displayed. In other words, he did not comment too much about the application. But the researcher is confidence enough about the design of ELITE application. Moreover, the design displayed is more interactive and full color.

Full color reflects to its content issues about linguistics, in this case the object of linguistics (languages). There are many languages in the world, it reflects there are many colors in the application. Furthermore, linguistics is one of difficult course that has some complex terminologies. Hence it supposed to be interactive designed of ELITE application. If the design is flat (not interactive), then the users are going to be bored soon. Moreover, the design displayed is also based on the needs assessment data result in Research and Development; First interview responded that, “*Full Color agar tidak bosan apabila full color*”. Second interview responded that, “*Lebih menarik dengan tampilan full color untuk menarik perhatian di era millennial saat ini*”. Furthermore, third interview respond that, “*Full color, agar lebih jelas kelompok-kelompok pada masing-masing istilah linguistik*”. Hence, the researcher decided to full color because the agreements of the three interview needs result.

ELITE application research is pretty closed by Yudi Hanafi's research in his thesis entitled, "Music Dictionary Development Based on Android". He conducted Research and Development in the third level by approaching Sugiyono's model (2013); Need assessment, Planning, Development, Preliminary product test, Product revision, and Implementation. While this research approached to Richey and Klein's model (2013, p. 142); Design, Development and Evaluation, without any level.

Based on the Research and Development level above, the researcher also conducted needs assessment, design the product, develop the product (from book to the application), validate the product and evaluate the product. It means that both of the models are kind of similar process. Hence this stage, evaluation stage of ELITE application, was in the third level conducted by the researcher in Research and Development from Richey and Klein's model 2013.

CHAPTER V

CONCLUSION AND SUGGESTION

This chapter provides some conclusions and suggestions after the researcher analyzed the findings and discussion.

A. Conclusions

After analyzing the data, the researcher concludes the result of research and development in students of the English and literature department of Alauddin state Islamic university of Makassar. The conclusion divides into three points based on the research and development model.

1. This research found an Android application design based on needs assessment data of the students' challenge; there were 25 students of the English and Literature of Alauddin state Islamic university of Makassar who are 100% Android users. But they lack instructional media which specifically address the idea of linguistics terminology; 80% of the English and Literature Department students tended to use printing books for studying linguistics frequently. Meanwhile 72% of them responded that linguistics is one of the difficult courses that has some complicated terminologies. Furthermore, the students' challenge was confirmed through interview that they have to face many linguistics terminologies in order to pass the Linguistics comprehension test. Hence, they should be facilitated to learn linguistics terminology regarding to their predominantly needs based on the interview result; Development an Android application in learning Linguistics terminology by using monolingual in English, Theme display must be full color, and the application must contain several

features such as Searching feature, Term list from A to Z, Definition display, and Phonology picture.

2. ELITE application is developed based on the model of research and development which approached to the students' needs result and confirmed to the Terminography theory. The researcher conducted needs assessment, designed the product, developed the product (from book to the application), validated the product and evaluated the product. Hence the ELITE application can help the students to learn linguistics terminology, and it can be installed in variety of Android versions; KitKat (4.4+), Lollipop (5.0+), Marshmallow (6.0+), Nougat (7.0+) and the latest Android version, Oreo (8.0+). Furthermore, minimum Random-Access Memory (RAM) is 512 (Five hundreds-twelve) Megabyte and Read Only Memory (ROM) is 1 (one) Gigabyte.
3. The effectiveness of the application divided into two evaluations process. The first evaluation was the validation test of ELITE application in the three people from *Sarjana Sistem Informasi* of Alauddin State Islamic University of Makassar. Based on the validation test, it obtained 81% of validation test result. It means that, ELITE application is effective as system media to learn linguistics terminology for the students. Next, ELITE application was evaluated to 30 students of the English and Literature department at the third semester randomly for two weeks. Based on the evaluation data, the effectiveness of ELITE application is divided into three main effectiveness; *Learnability* obtained 82% which is effective to learn linguistics terminology. *Efficiency* obtained 73% which is effective enough to use anytime in learning linguistics terminology.

Satisfaction obtained 76% which is comfortable to use in learning linguistics terminology by students of the English and Literature Department of Alauddin State Islamic University of Makassar.

B. Suggestions

Based on the study result, it has several suggestions to whom interested in linguistics. The suggestions can be points out as follows;

1. ELITE application can be found on Google Playstore in the future.
2. It needs to be developed again, not only on Android smartphones but also the other platforms such as Iphone or IOS and Computer Software.
3. It needs for additional features such as adding linguistic terms database, and audio feature that can be done by the students in the next development.

BIBLIOGRAPHY

- Alvarez, L., Darwiche, B., Dutta, S., Behar, A., Enriquez, L., Battista, A. (2015). The Global Information Technology Report 2015. S, Dutta., T, Geiger., B, Lanvin. (Ed), *Insight Report* (pp. 1 – 381). Johnson Cornell University.
- Alberts, M. (2001). Lexicography versus Terminography. *Lexicos Journal*, pp. 71-84.
- Arnold, J. (2000). *Affect in language learning*. Cambridge: Cambridge University Press.
- Azimi, H, M. (2014). E-Learning Needs Assessment among Students in the Colleges of Education. *MOJET*, Vol. 2 (1), pp. 11-22.
- Bajcic, M. (2017). *Terminology and Lexicography Research and Practice 17: New Insights into the Semantics of Legal Concepts and the Legal Dictionary*. University of Rijeka: John Benjamins Publishing Company
- Brooke, J. (2013). SUS: A Retrospective. *Journal of Usability Study*, Vol. 8 (2), pp. 29-40
- Brown, K. Miller, J. (2013). *The Cambridge Dictionary of Linguistics*. Cambridge, UK: University Printing House.
- Burnette, E., D (2005). *IDE Pocket Guide: Using the Full-Featured IDE*. California, USA: O Reilly Media.
- Cabré, M. Teresa. (1999). *Terminology Theory, methods and applications Terminology*, John Benjamins Publishing Amsterdam.
- Casmello, D. (2014). *A Corpus Study of Strong and Powerful*. Birmingham, U.K: University of Birmingham.
- Deniko, R, V. Shchitova, O, G. Shchitova D, A. Lan, N, T. (2015). Learning Terminology in the Age of Higher Education Internationalization: Problems and Solutions. *Science Direct: Procedia Social and Behavioral Sciences*, 107-111.
- Deniko, R.V. (2012). Problema kvazisinonimii terminov v inzhenernoy kommunikatsii. *Philological sciences: issues of theory and practice*, 8(38), 54–57. [The problem of term quasi-synonymy in engineering communication]. (Rus.)
- Emarketer Inc. (2015, July). *Worldwide Internet and Mobile Users: Emarketer's Updated Estimates For 2015*. Liu, C. 1 – 10.

- Ericsson Mobility Report (2016). *On The Pulse Of The Networked Society*. Ericsson, 1 – 32.
- Farrel, Nielson. (2013). *User Experience Careers: How to Become a UX Pro, and How to Hire One*. Nielsen Norman Group.
- Fawcett, P. (1997). *Translation and Language: Linguistic, Theory, Explained*. U.S.A: Routlade press.
- Fiorin, J., L. (2003). *Introdução À Lingüística*. São Paulo: p. 161 – 2
- Guay, F. Vallerand, R. Blanchard, C. (2000). On the Assessment of Situational Intrinsic and Extrinsic Motivation: The Situational Motivation Scale (SIMS). *Motivation and Emotion*, p. 24.
- Grinev-Grinevich, S.V. (2008). *Terminovedenie*. Moscow: Academia. [The science of terminology]. (Rus.)
- Hamman Riza (2008). Resources Report on Languages of Indonesia. *Asian Language Resource*, 108 – 701.
- Hanafi, Y. (2016). *Music Dictionary Development Based on Android*. Thesis: Yogyakarta State University.
- Janice, E. Rebecca, M. Ruth, C, N. John, Q, E. John, F. (2013). *Common Guidelines for Education Research and Development*. United State of Amerika: NSF publishing.
- Kwary, D.A. Rusnaningias, E. Jurianto. (2007). *Pengembangan Kamus Elektronik Keuangan Berbasis Korpus*. Airlangga University, Research report of English Literature department.
- Liezl H. Ball, Theo J.D. Bothma. (2018). Establishing evaluation criteria for e-Dictionaries. *Library Hi Tech*. Vol. 36 Issue: 1, pp.152-166.
- Mishra, L. (2016). Focus Group Discussion in Qualitative Research. *TechnoLEARN*, Vol. 6 (1), pp. 1-5.
- Murdianto. Abdillah, L, A. Panjaitan, F. (2015). Dictionary of Prabumulih Language-Based Android. ICIBA, pp. 230-235.
- Nielson, J. (2012). *Introduction to Usability*. London, United Kingdom: Academic

press, Inc. Retrieved from <http://www.nngroup.com/articles/usability-101-introduction-tousability/>.

- Podesva, R. Sharma, D. (Eds). (2013). *Research Methods in Linguistic*. Cambridge University, United Kingdom: TJ International Ltd. Padstow Cornwall press.
- Richey, R,C. Klein, J,D. (2013). Design and Development Research. *Handbook of Research on Educational Communications and Technology*. Springer Science Business Media, pp. 141-150: New York.
- Romero, A., S. (2008). *Lingüística Aplicada*. Bogota, D.C: Universidad Nacional Abierta Y A Distancia.
- Statista Inc. (2018). *Market share held by mobile operating systems in Indonesia from January 2009 to July 2018*. New York, N Y, United State U.S: McKay, P, 262205. Retrieved from <https://www.statista.com>.
- Sugiyono, (2017). *Metode Penelitian dan Pengembangan (Research and Developmen/R&D)*. Bandung, Indonesia: Alfabeta publisher.
- Swales, J. M. & Feak, C. B. (2004). *Academic Writing for Graduate Students*. (3th ed.). Ann Arbor: University of Michigan Press.
- Temmerman, R. (2007). Approaches to terminology. Now that the dust has settle. *SYNAPS*, (2) pp. 28-36.
- Utomo, A, B. Nurmasitah, S. (2017). Smartphone Application for Increasing English Culinary Vocabulary. *APIAR*, pp. 93-100.
- Viotti. U., S., P. (2008). *Introdução aos Estudos Lingüísticos*. Florianópolis: Universidade Federal de Santa Catarina press.
- Varga, L. (2010). *Introduction to English Linguistics A Companion to the Seminar*. Budapest: Eötvös Loránd University press.
- Yule, G. (2006). *The Study of Language*. Cambridge, England: Cambridge University Press.

APPENDIXES

A. *Tabulation Data*

1. Interview Result (Transcript in English Translation)

The First Interview

Name: Zulfikar
 Student Reg. No. 40300117095
 English and Literature Department 2017
 UIN Alauddin Makassar

Challenges:

1. In your opinion, is Linguistic (language science) a difficult lesson?
 Answer: Yes, it's difficult. I have studied linguistics since the third semester.
 - a. If yes, where is the difficulty?
 Answer: I have more difficulty with the terms in Syntax.
2. What are the problems or challenges you face when learning linguistic terms?
 Answer: Lack of media in learning linguistics terms. Indeed, we have books to learn about, but it's difficult to bring anywhere.
3. Do you get learning resources (printed books, e-books) from your lecturers on learning linguistic terms?
 Answer: Yes, I do.
 - a. If yes, who are the authors and publishers of the learning resources that you use in the learning?
 Answer: UNM publishers, author Mr. Mui Baddulu.
4. Have the learning materials that you use are effective?
 Answer: Ineffective because it is too convoluted and is not provided with examples to remember.
5. Do you encounter difficulties in understanding the lesson using these learning resources?
 Answer: His book has too many explanations, but lacks an example of these terms.

Needs:

1. In your opinion, do you need to make a development innovation to support your learning?
 Answer: Yes, for sure.
 - a. If yes, what kind of development do you want? Android / IOS application / Computer software or Pocket book.
 Answer: Android application is better because they can be learned more when outside the class, in this case is flexible.

2. If it is an application, what do you want the application to look like?

Answer: Better dictionary linguistic terms that are offline.

a. What kind of application theme do you want?

Answer: It would be better if it is full color

b. In your opinion, what features should be available in the application?

Answer: It's better to have a video.

3. What language do you want?

Answer: English.

4. Do you need to link to other sites or sources?

Answer: Video learning.

5. Will you download and install it on your smartphone when this application has been developed?

Answer: Yes, I would like to.

The Second Interview

Name: Syamsuryani

Student Reg. No. 40300114118

English and Literature Department 2014

UIN Alauddin Makassar

Challenges:

1. In your opinion, is Linguistic (language science) a difficult lesson?

Answer: There is something difficult and there is also easy to understand.

a. If yes, where is the difficulty?

Answer: In the field of Phonology.

2. What are the problems or challenges you face when learning linguistic terms?

Answer: The language level is too high and rarely to speak about.

3. Do you get learning resources (printed books, e-books) from your lecturers on learning linguistic terms?

Answer: Yes, I do.

a. If yes, who are the authors and publishers of the learning resources that you use in the learning?

Answer: The author is Mr. Mui Baddulu, Introduction to Linguistics.

4. Have the learning materials that you use been effective?

Answer: Effective

5. Do you encounter difficulties in understanding the lesson using these learning resources?

Answer: The language level is too high (advantage level) and it is difficult to find in the dictionary.

Needs:

1. In your opinion, do you need to make a development innovation to support your learning?

Answer: Yes, for sure.

a. If yes, what kind of development do you want? Android / IOS application / Computer software or Pocket book.

Answer: Android application because it is more able to bring everywhere, and certainly exists.

2. If it is an application, what do you want the application to look like?

Answer: Dictionary of terms

a. What kind of application theme do you want?

Answer: Simple display

b. In your opinion, what features should be available in the application?

Answer: Phonology picture, audio, and Searching features.

3. What language do you want?

Answer: Indonesia and English (Bilingual)

4. Do you need to link to other sites or sources?

Answer: Yes, I do. I need to link to Vision and Mission of my Department.

5. Will you download and install it on your smartphone when this application has been developed?

Answer: Yes, of course because it is good.

The Third Interview

Name: Turman Saiful

Student Reg. No. 40300116142

English and Literature Department 2016

UIN Alauddin Makassar

Challenges:

1. In your opinion, is Linguistic (language science) a difficult lesson?

Answer: Yes!

a. If yes, where is the difficulty?

Answer: There are many unfamiliar terms.

2. What are the problems or challenges you face when learning linguistic terms?

Answer: The use of many and unfamiliar terms (rarely found).

3. Do you get learning resources (printed books, e-books) from your lecturers on learning linguistic terms?

Answer: Yes, a handbook or reference.

a. If yes, who are the authors and publishers of the learning resources that you use in the learning?

Answer: The title is Historical Linguistics from Phillips.

4. Have the learning materials that you use are effective?

Answer: It's not effective because it is difficult to understand the contents of the book.

5. Do you encounter difficulties in understanding the lesson using these learning resources?

Answer: As I said before, it is difficult to understand the contents of the book.

Needs:

1. In your opinion, do you need to make a development innovation to support your learning?

Answer: Yes, it is need to be.

a. If yes, what kind of development do you want? Android / IOS application / Computer software or Pocket book.

Answer: Android application because my mobile phone is Android.

2. If it is an application, what do you want the application to look like?

a. What kind of application theme do you want?

Answer: I prefer to choose simple display alike social media display

b. In your opinion, what features should be available in the application?

Answer: The most important feature is the term feature and the meaning of the linguistic term (definition display).

3. What language do you want?

Answer: English (Monolingual)

4. Do you need to link to other sites or sources?

Answer: I would like to link to the official website of the department.

5. Will you download and install it on your smartphone when this application has been developed?

Answer: Yes, I will as long as it helps to learn linguistics.

The Fourth Interview

Name: Nur Kamila Amir
English and Literature Department 2014
UIN Alauddin Makassar

Challenges:

1. In your opinion, is Linguistic (language science) a difficult lesson?

Answer: Yes, it's difficult.

a. If yes, where is the difficulty?

Answer: Linguistics has many terms which are all almost similar. In other words, these terms are difficult to distinguish between them clearly.

2. What are the problems or challenges you face when learning linguistic terms?

Answer: As I said, Linguistics has many difficult terms to distinguish, especially by memorizing them. What I often face when learning linguistic terms is that between terms and definitions often misplaced.

3. Do you get learning resources (printed books, e-books) from your lecturers on learning linguistic terms?

Answer: Yes, I do.

a. If yes, who are the authors and publishers of the learning resources that you use in the learning?

Answer: The author of the book is Prof. Muis Baddulu with his writing entitled, "Introduction to linguistics". Another one written by one of English Language and Literature lecturers, she is Mrs. Faidah Yusuf, S.S., M. Hum., Entitled "Phonology and Phonetics".

4. Have the learning materials that you use are effective?

Answer: Not really, because the lecturers are less compact in presenting the course.

5. Do you encounter difficulties in understanding the lesson using these learning resources?

Answer: Perhaps more to the lecturers' method and their compact each other.

Needs:

1. In your opinion, do you need to make a development innovation to support your learning?

Answer: Yes, for sure.

a. If yes, what kind of development do you want? Android / IOS application / Computer software or Pocket book.

Answer: Mobile Phone based application in Android and IOS platforms.

2. If it is an application, what do you want the application to look like?

Answer:

a. What kind of application theme do you want?

Answer: The them is supposed to be Full color, so that groups are clearer in each linguistics term.

b. In your opinion, what features should be available in the application?

Answer: In my opinion, the feature that should be present is in the form of searching features to make it easier to find the terms. Then there are linguistic terms from A-Z lists.

3. What language do you want?

Answer: English (Monolingual)

4. Do you need to link to other sites or sources?

Answer: Official web of the Department.

5. Will you download and install it on your smartphone when this application has been developed?

Answer: Yes, of course!

The Fifth Interview

Name: Muhammad Halik

Student Reg. No. 40300114027

English and Literature Department 2014

UIN Alauddin Makassar

Challenges:

1. In your opinion, is Linguistic (language science) a difficult lesson?

Answer: Yes, it's difficult.

a. If yes, where is the difficulty?

Answer: Comparative Linguistics.

2. What are the problems or challenges you face when learning linguistic terms?

Answer: Difficulty in remembering the definitions contained of linguistic terms.

3. Do you get learning resources (printed books, e-books) from your lecturers on learning linguistic terms?

Answer: Yes, I do.

a. If yes, who are the authors and publishers of the learning resources that you use in the learning?

Answer: The author Mr. Mui Baddulu and another one is Betty.

4. Have the learning materials that you use are effective?

Answer: Not too effective because it relies too heavily on books.

5. Do you encounter difficulties in understanding the lesson using these learning resources?

Answer: Yes, it is more to my English skills since the first semester, contrary by the level of English language used in the book. So, I am trouble to understand their terms.

Needs:

1. In your opinion, do you need to make a development innovation to support your learning?

Answer: Yes, the development must be held.

a. If yes, what kind of development do you want? Android / IOS application / Computer software or Pocket book.

Answer: Android application

2. If it is an application, what do you want the application to look like?

Answer:

a. What kind of application theme do you want?

Answer: Full Color, because it avoids boredom when full color.

b. In your opinion, what features should be available in the application?

Answer: There must be a list of the terms, Searching and Audio to know how to pronounce them.

3. What language do you want?

Answer: English and Indonesia (Bilingual)

4. Do you need to link to other sites or sources?

Answer: No, I don't. It is better to be not dependent.

5. Will you download and install it on your smartphone when this application has been developed?

Answer: Yes, I am willing, because I also often search in electronic dictionaries rather than printed dictionaries (books).

2. Validation Data of ELITE Application

a. Observation Score

Name	X1	X2	X3	X4	X5	X6	X7	X8	X9	X10	Score
Ghassan Zakiri, S.Kom	4	5	4	4	4	5	4	4	5	5	44
Sainal Sultan, S.Kom	4	4	4	3	3	4	3	3	3	4	35
Ikram Rasinong, S.Kom	5	5	4	4	3	4	4	4	4	5	42
Total	13	14	12	11	10	13	11	11	12	14	121

b. Mean Scale

Name	X1	X2	X3	X4	X5	X6	X7	X8	X9	X10
Ghassan Zakiri, S.Kom	4	5	4	4	4	5	4	4	5	5
Sainal Sultan, S.Kom	4	4	4	3	3	4	3	3	3	4
Ikram Rasinong, S.Kom	5	5	4	4	3	4	4	4	4	5
Mean Scale	4.33	4.66	4.00	3.66	3.33	4.33	3.66	3.66	4.00	4.66

Note:

X = Statement of each item

3. Evaluation Data of ELITE Application

a. Observation Score

Name Codes	X1	X2	X3	X4	X5	X6	X7	X8	X9	X10	Score
S1	4	3	4	4	4	4	4	4	4	1	36
S2	3	4	4	3	4	5	4	3	4	4	38
S3	5	4	5	4	5	5	5	5	5	4	47
S4	4	2	5	2	4	2	4	3	5	1	32
S5	5	2	4	2	4	3	4	4	3	2	33
S6	4	3	4	1	4	2	4	3	4	2	31
S7	5	4	5	5	4	4	5	5	4	4	45
S8	5	1	4	1	5	1	5	1	4	2	29
S9	5	3	4	4	4	5	5	4	4	2	40
S10	5	4	4	3	4	4	5	5	3	3	40
S11	5	5	5	4	5	5	5	4	5	4	47
S12	4	3	4	4	4	3	3	2	4	2	33
S13	5	5	5	4	5	3	4	5	4	4	44
S14	5	5	5	3	5	5	5	5	5	4	47
S15	4	4	4	1	4	3	4	4	3	1	32
S16	5	4	4	3	4	4	5	5	5	3	42
S17	5	2	5	5	5	4	5	5	4	3	43
S18	5	5	5	3	5	5	5	5	5	5	48
S19	4	2	5	1	4	3	4	2	4	3	32
S20	1	1	1	5	1	1	1	1	1	5	18
S21	5	4	5	4	5	3	4	4	4	3	41
S22	5	4	5	5	4	3	4	4	5	3	42
S23	4	4	1	3	3	3	5	5	4	3	36
S24	4	4	4	3	4	3	4	4	3	3	36
S25	4	4	4	4	4	4	4	4	3	4	39
S26	5	5	5	5	5	3	4	4	4	3	43
S27	4	3	5	2	5	4	4	4	4	4	39
S28	5	3	5	2	4	3	4	4	4	2	36
S29	4	5	5	4	5	5	5	5	5	5	48
S30	5	5	5	3	4	5	4	5	4	3	43
Total	133	107	130	97	128	107	128	118	120	92	1160

Note:

X = Statement of each item

S= Student

b. Mean Scale

Name Codes	X1	X2	X3	X4	X5	X6	X7	X8	X9	X10
S1	4	3	4	4	4	4	4	4	4	1
S2	3	4	4	3	4	5	4	3	4	4
S3	5	4	5	4	5	5	5	5	5	4
S4	4	2	5	2	4	2	4	3	5	1
S5	5	2	4	2	4	3	4	4	3	2
S6	4	3	4	1	4	2	4	3	4	2
S7	5	4	5	5	4	4	5	5	4	4
S8	5	1	4	1	5	1	5	1	4	2
S9	5	3	4	4	4	5	5	4	4	2
S10	5	4	4	3	4	4	5	5	3	3
S11	5	5	5	4	5	5	5	4	5	4
S12	4	3	4	4	4	3	3	2	4	2
S13	5	5	5	4	5	3	4	5	4	4
S14	5	5	5	3	5	5	5	5	5	4
S15	4	4	4	1	4	3	4	4	3	1
S16	5	4	4	3	4	4	5	5	5	3
S17	5	2	5	5	5	4	5	5	4	3
S18	5	5	5	3	5	5	5	5	5	5
S19	4	2	5	1	4	3	4	2	4	3
S20	1	1	1	5	1	1	1	1	1	5
S21	5	4	5	4	5	3	4	4	4	3
S22	5	4	5	5	4	3	4	4	5	3
S23	4	4	1	3	4	3	5	5	4	3
S24	4	4	4	3	4	3	4	4	3	3
S25	4	4	4	4	4	4	4	4	3	4
S26	5	5	5	5	5	3	4	4	4	3
S27	4	3	5	2	5	4	4	4	4	4
S28	5	3	5	2	4	3	4	4	4	2
S29	4	5	5	4	5	5	5	5	5	5
S30	5	5	5	3	4	5	4	5	4	3
Mean Scale	4.43	3.56	4.33	3.23	4.26	3.56	4.26	3.93	4.00	3.06

B. Validity and Reliability of the Questionnaire Data

1. Validation Test of ELITE Application Questionnaire

		Correlations										
		X1	X2	X3	X4	X5	X6	X7	X8	X9	X10	Total
X1	Pearson Correlation	1	.500	.500	.500	-.500	-.500	.500	.500	.000	.500	.327
	Sig. (2-tailed)		.667	.667	.667	.667	.667	.667	.667	1.000	.667	.788
X2	Pearson Correlation	.500	1	1.000	1.000	.500	.500	1.000	1.000	.866	1.000	.982
	Sig. (2-tailed)	.667		.000	.000	.667	.667	.000	.000	.333	.000	.121
X3	Pearson Correlation	.500	1.000	1	1.000	.500	.500	1.000	1.000	.866	1.000	.982
	Sig. (2-tailed)	.667	.000		.000	.667	.667	.000	.000	.333	.000	.121
X4	Pearson Correlation	.500	1.000	1.000	1	.500	.500	1.000	1.000	.866	1.000	.982
	Sig. (2-tailed)	.667	.000	.000		.667	.667	.000	.000	.333	.000	.121
X5	Pearson Correlation	-.500	.500	.500	.500	1	1.000	.500	.500	.866	.500	.655
	Sig. (2-tailed)	.667	.667	.667	.667		.000	.667	.667	.333	.667	.546
X6	Pearson Correlation	-.500	.500	.500	.500	1.000	1	.500	.500	.866	.500	.655
	Sig. (2-tailed)	.667	.667	.667	.667	.000		.667	.667	.333	.667	.546
X7	Pearson Correlation	.500	1.000	1.000	1.000	.500	.500	1	1.000	.866	1.000	.982
	Sig. (2-tailed)	.667	.000	.000	.000	.667	.667		.000	.333	.000	.121
X8	Pearson Correlation	.500	1.000	1.000	1.000	.500	.500	1.000	1	.866	1.000	.982
	Sig. (2-tailed)	.667	.000	.000	.000	.667	.667	.000		.333	.000	.121

X9	Pearson Correlation	.000	.866	.866	.866	.866	.866	.866	.866	.866	1	.866	.945
	Sig. (2-tailed)	1.000	.333	.333	.333	.333	.333	.333	.333	.333		.333	.212
X10	Pearson Correlation	.500	1.000**	1.000**	1.000**	.500	.500	1.000**	1.000**	.866	1	.866	.982
	Sig. (2-tailed)	.667	.000	.000	.000	.667	.667	.000	.000	.333		.333	.121
Total	Pearson Correlation	.327	.982	.982	.982	.655	.655	.982	.982	.945	.982	.982	1
	Sig. (2-tailed)	.788	.121	.121	.121	.546	.546	.121	.121	.212	.121	.121	

** . Correlation is significant at the 0.01 level (2-tailed).

Reliability Statistics

Cronbach's Alpha	Cronbach's Alpha Based on Standardized Items	N of Items
.952	.956	10

Sugiyono (2017, p. 184) states that, “if *R Hitung* level is $>$ *R Kritis* at the 0.30 level, then the Questionnaire has a good construct validity”.

No	Variable	<i>R Hitung</i> Level	<i>R Kritis</i> Level	Validity Decision
1	X1	0.327	0.30	√
2	X2	0.982	0.30	√
3	X3	0.982	0.30	√
4	X4	0.982	0.30	√
5	X5	0.655	0.30	√
6	X6	0.655	0.30	√
7	X7	0.982	0.30	√
8	X8	0.982	0.30	√
9	X9	0.945	0.30	√
10	X10	0.982	0.30	√
Reliability		0.956	0.30	√

Source: The table adapted from Sugiyono (2017, p.186), Research and Development Method.

	Sig. (2-tailed)	.000	.017	.000	1.000	.000	.008	.000	.026		.856	.000
	N	30	30	30	30	30	30	30	30	30	30	30
X10	Pearson Correlation	-.171	.401*	.010	.438*	.056	.385*	.017	.235	.035	1	.420*
	Sig. (2-tailed)	.366	.028	.959	.016	.767	.036	.929	.211	.856		.021
	N	30	30	30	30	30	30	30	30	30	30	30
Total	Pearson Correlation	.680**	.791**	.632**	.390*	.727**	.807**	.708**	.813**	.692**	.420*	1
	Sig. (2-tailed)	.000	.000	.000	.033	.000	.000	.000	.000	.000	.021	
	N	30	30	30	30	30	30	30	30	30	30	30

*. Correlation is significant at the 0.05 level (2-tailed).

** . Correlation is significant at the 0.01 level (2-tailed).

Reliability Statistics

Cronbach's Alpha	Cronbach's Alpha Based on Standardized Items	N of Items
.849	.863	10

Sugiyono (2017, p. 184) states that, “if *R Hitung* level is $>$ *R Kritis* at the 0.30 level, then the Questionnaire has a good construct validity”.

No	Variable	<i>R Hitung</i> Level	<i>R Kritis</i> Level	Validity Decision
1	X1	0.680	0.30	√
2	X2	0.791	0.30	√
3	X3	0.632	0.30	√
4	X4	0.390	0.30	√
5	X5	0.727	0.30	√
6	X6	0.807	0.30	√
7	X7	0.708	0.30	√
8	X8	0.813	0.30	√
9	X9	0.692	0.30	√
10	X10	0.420	0.30	√
Reliability		0.863	0.30	√

Source: The table adapted from Sugiyono (2017, p.186), Research and Development Method.

3. Instruments Validation

BUKTI VALIDASI INSTRUMEN PENELITIAN TUGAS AKHIR SKRIPSI (TAS)

Saya yang bertanda tangan dibawah ini:

Nama : SUHARNI, S.Si, M.Si

Pendidikan Terakhir : S2

Latar belakang Studi : STATISTIKA

Menyatakan bahwa instrumen penelitian TAS atas nama mahasiswa:

Nama : Hasrullah

NIM : 40300113052

Jurusan : Bahasa dan Sastra Inggris

Universitas : UIN Alauddin Makassar


Judul : ELITE: English Linguistics Terminology Based on Android Application
(Research and Development In Applied Linguistics For English and Literature Students of Alauddin State Islamic University of Makassar)

Setelah dilakukan peninjauan atas instrumen penelitian TAS tersebut, maka dapat dinyatakan:

- Layak digunakan untuk penelitian.
- Layak digunakan dengan beberapa saran perbaikan.
- Tidak Layak digunakan untuk penelitian yang bersangkutan.

Demikian lembar validasi ini agar dapat digunakan sebagaimana mestinya.

Gowa, Hari/Tgl Kamis, 21 - 02 - 2019



Nama SUHARNI, S.Si, M.Si

Catatan:

Berilah tanda \surd "checklist" di dalam kotak yang telah tersedia.

C. Instruments Result Original

1. Interview Result (Original Transcript in Indonesia)

The First Interview

Nama: Zulfikar
 NIM. 40300117095
 Bahasa dan Sastra Inggris 2017
 UIN Alauddin Makassar

Challenges:

1. Menurut anda, apakah pelajaran linguistik (ilmu Bahasa) merupakan pelajaran yang sulit?

Jawaban: Iya, saya telah mempelajari linguistic sejak semester tiga.

2. Jika iya, dimana letak kesulitannya?

Jawaban: Saya lebih kesulitan pada istilah-istilah pada Syntax.

3. Apa saja masalah atau tantangan yang anda hadapi ketika mempelajari istilah-istilah linguistik?

Jawaban: Kurangnya media dalam mempelajari istilah-istilah linguistics. Memang kami memiliki buku untuk mempelajarinya, namun ribet untuk dibawa kemana-kemana.

4. Apakah Anda memperoleh sumber belajar (buku cetak, e-book) dari dosen Anda pada pembelajaran istilah-istilah linguistik?

a. Jika ya, siapa penulis dan penerbit sumber belajar yang anda gunakan dalam pembelajaran tersebut?

Jawaban: Penerbit UNM, penulis Mui Baddulu.

6. Apakah bahan belajar yang Anda gunakan sudah bersifat efektif?

Jawaban: Tidak efektif karena terlalu berbelit-belit dan tidak disediakan contoh untuk diingat.

7. Apakah Anda menemui kesulitan-kesulitan dalam memahami pelajaran menggunakan sumber belajar tersebut?

Jawaban: Bukunya terlalu banyak penjelasan, namun kurang contoh dari istilah-istilah tersebut.

Needs:

1. Menurut anda, apakah perlu dibuat suatu inovasi pengembangan untuk menunjang pembelajaran anda?

Jawaban: Iya, pasti.

a. Jika iya, pengembangan berupa apa yang ada inginkan? Aplikasi Android/IOS/Software computer atau berupa Pocket book (Buku mini).

Jawaban: Aplikasi Android lebih bagus karena lebih bisa dipelajari ketika berada di luar kelas, dalam hal ini fleksibel.

2. Jika berupa Aplikasi, maka anda ingin tampilan Aplikasi seperti apa? Apakah berupa kamus elektronik istilah atau artikel web?

Jawaban: Lebih bagus kamus istilah-istilah linguistic yang sifatnya offline.

a. Ingin tema aplikasi seperti apa?

Jawaban: Full color (Penuh warna)

b. Menurut anda, fitur apa saja yang sebaiknya ada pada aplikasi tersebut?

Jawaban: Lebih baik ada video.

3. Bahasa apa yang anda inginkan?

Jawaban: Inggris (Monolingual).

4. Apakah perlu link ke situs atau sumber lain?

Jawaban: Video learning.

5. Bersediakah anda mengunduh dan memasang pada smartphone anda ketika aplikasi ini telah dikembangkan?

Jawaban: Bersedia!

The Second Interview

Nama: Syamsuryani

NIM. 40300114118

Bahasa dan Sastra Inggris 201

UIN Alauddin Makassar

Challenges:

1. Menurut anda, apakah pelajaran linguistik (ilmu Bahasa) merupakan pelajaran yang sulit?

Jawaban: Ada yang sulit dan ada pulang yang mudah untuk dipahami

2. Jika iya, dimana letak kesulitannya?

Jawaban: Bidang Phonology

3. Apa saja masalah atau tantangan yang anda hadapi ketika mempelajari istilah-istilah linguistik?

Jawaban: Bahasanya yang terlalu tinggi dan jarang didengar juga.

4. Apakah Anda memperoleh sumber belajar (buku cetak, e-book) dari dosen Anda pada pembelajaran istilah-istilah linguistik?

a. Jika iya, siapa penulis dan penerbit sumber belajar yang anda gunakan dalam pembelajaran tersebut?

Jawaban: Pak Muis Baddulu, Introduction to Linguistik.

6. Apakah bahan belajar yang Anda gunakan sudah bersifat efektif?

Jawaban: Efektif

7. Apakah Anda menemui kesulitan-kesulitan dalam memahami pelajaran menggunakan sumber belajar tersebut?

Jawaban: Bahasanya yang terlalu tinggi dan sulit ditemukan di dalam kamus.

Needs:

1. Menurut anda, apakah perlu dibuat suatu inovasi pengembangan untuk menunjang pembelajaran anda?

Jawaban: Iya, perlu!

a. Jika iya, pengembangan berupa apa yang ada inginkan? Aplikasi Android/IOS/Software computer atau berupa Pocket book (Buku mini).

Jawaban: Aplikasi Android karena lebih bisa dibawah kemana-mana, dan pasti ada.

2. Jika berupa Aplikasi, maka anda ingin tampilan Aplikasi seperti apa? Apakah berupa kamus elektronik istilah atau artikel web?

Jawaban: Kamus istilah

a. Ingin tema aplikasi seperti apa?

Jawaban: Sederhana

b. Menurut anda, fitur apa saja yang sebaiknya ada pada aplikasi tersebut?

Jawaban: Tampilan Gambar phonology, dan audio, lalu Searching.

3. Bahasa apa yang anda inginkan?

Jawaban: Indonesia dan Inggris (Bilingual)

4. Apakah perlu link ke situs atau sumber lain?

Jawaban: Visi-misi Jurusan

5. Bersediakah anda mengunduh dan memasang pada smartphone anda ketika aplikasi ini telah dikembangkan?

Jawaban: Bersedia karena bagus.

The Third Interview

Nama: Turman Saiful
 NIM. 40300116142
 Bahasa dan Sastra Inggris 2016
 UIN Alauddin Makassar

Challenges:

1. Menurut anda, apakah pelajaran linguistik (ilmu Bahasa) merupakan pelajaran yang sulit?

Jawaban: Iya!

2. Jika iya, dimana letak kesulitannya?

Jawaban: Banyak istilah-istilah yang tidak familiar.

3. Apa saja masalah atau tantangan yang anda hadapi ketika mempelajari istilah-istilah linguistik?

Jawaban: Penggunaan istilah yang banyak dan tidak familiar (Jarang ditemui).

4. Apakah Anda memperoleh sumber belajar (buku cetak, e-book) dari dosen Anda pada pembelajaran istilah-istilah linguistik?

a. Jika iya, siapa penulis dan penerbit sumber belajar yang anda gunakan dalam pembelajaran tersebut?

Jawaban: Historical Linguistik oleh Philips.

6. Apakah bahan belajar yang Anda gunakan sudah bersifat efektif?

Jawaban: Belum efektif karena sulit memahami isi bukunya.

7. Apakah Anda menemui kesulitan-kesulitan dalam memahami pelajaran menggunakan sumber belajar tersebut?

Jawaban: Seperti yang saya katakan, sulit memahami isi bukunya.

Needs:

1. Menurut anda, apakah perlu dibuat suatu inovasi pengembangan untuk menunjang pembelajaran anda?

Jawaban: Iya, perlu menurut saya.

a. Jika iya, pengembangan berupa apa yang ada inginkan? Aplikasi Android/IOS/Software computer atau berupa Pocket book (Buku mini).

Jawaban: Aplikasi Android karena handphone saya adalah Android.

2. Jika berupa Aplikasi, maka anda ingin tampilan Aplikasi seperti apa?

a. Ingin tema aplikasi seperti apa?

Jawaban: Tampilan yang sederhana mengikuti tema sosial media.

b. Menurut anda, fitur apa saja yang sebaiknya ada pada aplikasi tersebut?

Jawaban: Yang paling penting adalah fiturnya ialah fitur Istilah dan arti dari istilah linguistic itu (tampilan definisi).

3. Bahasa apa yang anda inginkan?

Jawaban: Inggris (Monolingual)

4. Apakah perlu link ke situs atau sumber lain?

Jawaban: Web resmi jurusan

5. Bersediakah anda mengunduh dan memasang pada smartphone anda ketika aplikasi ini telah dikembangkan?

Jawaban: Iya bersedia, selama itu membantu pembelajaran linguistik.

The Fourth Interview

Nama: Nur Kamila Amir
Bahasa dan Sastra Inggris 2014
UIN Alauddin Makassar

Challenges:

1. Menurut anda, apakah pelajaran linguistik (ilmu Bahasa) merupakan pelajaran yang sulit?

Jawaban: Iya!

2. Jika iya, dimana letak kesulitannya?

Jawaban: Linguistik memiliki banyak istilah-istilah yang semuanya hampir mirip. Dengan kata lain, istilah-istilah tersebut sulit untuk dibedakan dengan jelas.

3. Apa saja masalah atau tantangan yang anda hadapi ketika mempelajari istilah-istilah linguistik?

Jawaban: Linguistik memiliki banyak istilah-istilah yang sulit dibedakan, terlebih dengan menghafalnya. Hal yang sering saya hadapi ketika mempelajari istilah-istilah linguistic ialah antara istilah dan definisi sering kali salah penempatan.

4. Apakah Anda memperoleh sumber belajar (buku cetak, e-book) dari dosen Anda pada pembelajaran istilah-istilah linguistik?

a. Jika iya, siapa penulis dan penerbit sumber belajar yang anda gunakan dalam pembelajaran tersebut?

Jawaban: Penulis dari buku tersebut ialah Prof. Muis Baddulu dengan karya tulisnya berjudul, "Introduction to linguistics". Dan juga satu lagi yang ditulis oleh dosen Bahasa dan Sastra Inggris, ialah Ibu Faidah Yusuf, S.S., M.Hum., dengan judul "Phonology and Phonetics".

6. Apakah bahan belajar yang Anda gunakan sudah bersifat efektif?

Jawaban: Kurang efektif, disebabkan karena pengajar-pengajarnya kurang kompak dalam membawakan mata kuliah tersebut.

7. Apakah Anda menemui kesulitan-kesulitan dalam memahami pelajaran menggunakan sumber belajar tersebut?

Jawaban: Mungkin lebih kepada metode dosen pengajarnya dan kekompakannya dalam mengajar mata kuliah yang sama.

Needs:

1. Menurut anda, apakah perlu dibuat suatu inovasi pengembangan untuk menunjang pembelajaran anda?

Jawaban: Iya!

a. Jika iya, pengembangan berupa apa yang ada inginkan? Aplikasi Android/IOS/Software computer atau berupa Pocket book (Buku mini).

Jawaban: Aplikasi berbasis mobile phone, Android dan IOS platform.

2. Jika berupa Aplikasi, maka anda ingin tampilan Aplikasi seperti apa?

a. Ingin tema aplikasi seperti apa?

Jawaban: Full color, agar lebih jelas pengelompokkan pada masing-masing istilah linguistik.

b. Menurut anda, fitur apa saja yang sebaiknya ada pada aplikasi tersebut?

Jawaban: Menurut saya adalah fitur yang sebaiknya ada ialah berupa fitur searching agar lebih mudah untuk menemukan istilah-istilahnya. Kemudian tersedia istilah-istilah linguistic dari A-Z.

3. Bahasa apa yang anda inginkan?

Jawaban: Bahasa Inggris (Monolingual)

4. Apakah perlu link ke situs atau sumber lain?

Jawaban: Web resmi jurusan

5. Bersediakah anda mengunduh dan memasang pada smartphone anda ketika aplikasi ini telah dikembangkan?

Jawaban: Iya, tentu!

The Fifth Interview

Nama: Muhammad Halik
Bahasa dan Sastra Inggris 2014
UIN Alauddin Makassar

Challenges:

1. Menurut anda, apakah pelajaran linguistik (ilmu Bahasa) merupakan pelajaran yang sulit?

Jawaban: Iya, sulit!

2. Jika iya, dimana letak kesulitannya?

Jawaban: Komparatif Linguistik

3. Apa saja masalah atau tantangan yang anda hadapi ketika mempelajari istilah-istilah linguistik?

Jawaban: Kesulitan mengingat definisi-definisi yang terdapat didalam istilah-istilah linguistik.

4. Apakah Anda memperoleh sumber belajar (buku cetak, e-book) dari dosen Anda pada pembelajaran istilah-istilah linguistik?

a. Jika iya, siapa penulis dan penerbit sumber belajar yang anda gunakan dalam pembelajaran tersebut?

Jawaban: Pak Muis Baddulu dan Betty.

6. Apakah bahan belajar yang Anda gunakan sudah bersifat efektif?

Jawaban: Belum terlalu efektif karena terlalu mengandalkan buku.

7. Apakah Anda menemui kesulitan-kesulitan dalam memahami pelajaran menggunakan sumber belajar tersebut?

Jawaban: Lebih kepada kemampuan bahasa inggris saya sejak semester awal. Berlawanan dengan tingkat Bahasa Inggris yang ada di dalam buku tersebut.

Needs:

1. Menurut anda, apakah perlu dibuat suatu inovasi pengembangan untuk menunjang pembelajaran anda?

Jawaban: Harus diadakan pengembangan!

a. Jika iya, pengembangan berupa apa yang ada inginkan? Aplikasi Android/IOS/Software computer atau berupa Pocket book (Buku mini).

Jawaban: Aplikasi Android

2. Jika berupa Aplikasi, maka anda ingin tampilan Aplikasi seperti apa? Apakah berupa kamus elektronik istilah atau artikel web?

Jawaban: Kamus istilah

a. Ingin tema aplikasi seperti apa?

Jawaban: Full Color karena menghindari ketidakbosanan apabila full color.

b. Menurut anda, fitur apa saja yang sebaiknya ada pada aplikasi tersebut?

Jawaban: Terdapat daftar kamus, Searching dan Audio untuk cara pengucapannya.

3. Bahasa apa yang anda inginkan?

Jawaban: Bahasa Inggris dan Indonesia (Bilingual)

4. Apakah perlu link ke situs atau sumber lain?

Jawaban: Lebih baik tidak agar sifatnya independent.

5. Bersediakah anda mengunduh dan memasang pada smartphone anda ketika aplikasi ini telah dikembangkan?

Jawaban: Iya bersedia, karena saya juga lebih sering mencari di kamus elektronik daripada kamus cetak (buku).

2. Validation Test of ELITE Questionnaire

**UJI VALIDASI PRODUK APLIKASI
ELITE (ENGLISH LINGUISTICS TERMINOLOGY)**

Yth. Saudara(i) Responden
Mohon kesediaan waktu saudara(i) untuk mengisi kuesioner berikut sebagai keperluan TAS (Tugas Akhir Skripsi) saya. Atas kerjasama dan kesediaan waktunya, saya ucapkan banyak terima kasih.

IDENTITAS PENGUJI VALIDASI PRODUK APLIKASI ELITE

Nama Lengkap	: GHASSAN ZAKIRI, S.kom	Universitas	: UIN Alauddin Makassar
Jenis Kelamin	: laki-laki	Tahun Lulus	: 2018
Nomor Telepon Aktif	: 085242673019	Topik Skripsi	: Perancangan Pengolahan kegunaan
Jurusan	: Sistem Informasi	dan Pendekatan Argumen Baru Ulem Taskwondo UINAM berbasis WEB	

Petunjuk pengisian
Bacalah setiap **Pernyataan Uji Validasi Aplikasi ELITE** dengan seksama. Kemudian, berikanlah jawaban yang sesuai dengan kenyataan atau penilaian anda dengan cara memberikan tanda [✓] "Checklist" pada kolom penilaian.

Keterangan Kolom Penilaian:

- √ 1 = Sangat Tidak Setuju
- √ 2 = Tidak Setuju
- √ 3 = Ragu-Ragu
- √ 4 = Setuju
- √ 5 = Sangat Setuju

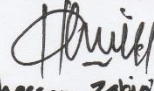
NO.	PERNYATAAN UJI VALIDASI APLIKASI ELITE	KOLOM PENILAIAN				
		1	2	3	4	5
1.	Semua fitur aplikasi ELITE terintegrasi dengan baik.				✓	
2.	Proses pencarian istilah pada aplikasi ELITE membutuhkan waktu yang singkat.					✓
3.	Aplikasi ELITE menjelaskan informasi/definisi secara detail dari istilah yang dicari.				✓	
4.	Desain <i>font</i> aplikasi ELITE mudah dibaca.				✓	
5.	Tampilan <i>interface</i> (antar-muka) aplikasi ELITE menarik				✓	
6.	Aplikasi ELITE dapat digunakan tanpa kendala apapun.					✓
7.	Aplikasi ELITE mudah dioperasikan.				✓	
8.	Aplikasi ELITE nyaman saat digunakan				✓	
9.	Aplikasi ELITE bisa dijalankan di berbagai sistem Android					✓
10.	Aplikasi ELITE mudah digunakan berulang kali.					✓

Harap memberikan komentar apapun di bawah ini terkait aplikasi ELITE:

- Menggunakan kalimat yang mudah dipahami oleh orang awam
- kombinasi warna yang nikmat untuk dilihat mata

*Apabila terdapat hal-hal yang perlu ditanyakan, silakan menghubungi a.n Hasrullah, Telkomsel +6285245054907 (Telepon/SMS/Whatsapp), dan Indosat +6281524044907 (SMS/Telepon).
Terima kasih atas kesediaan waktunya dan maaf apabila merepotkan.

Gowa, Hari/Tgl 07 oktober 2018


Ghassan Zakiri, S. Kom

3. System Usability Scale (SUS) Questionnaire

2200219 UJI KEEFECTIVAN PRODUK APLIKASI ELITE (ENGLISH LINGUISTICS TERMINOLOGY)

UJI KEEFECTIVAN PRODUK APLIKASI ELITE (ENGLISH LINGUISTICS TERMINOLOGY)

Assalamualaikum wr.wb,
Yth Saudara(i) Responden,
Sebelum memasuki uji pernyataan kesesuaian, maka diharapkan saudara(i) mengisi biodatanya terlebih dahulu. Hal ini bertujuan untuk mengoptimasi ketepatan data responden yang diperoleh. Setelah itu, bacalah setiap pernyataan SUS (System Usability Scale) dengan seksama pada halaman selanjutnya. Kemudian, pilihlah jawaban yang sesuai dengan kenyataan atau penilaian anda dengan cara memilih jawaban pada pilihan pernyataan yang tersedia.

Keterangan Penilaian:

- 1 = Sangat Tidak Setuju
- 2 = Tidak Setuju
- 3 = Ragu-Ragu
- 4 = Setuju
- 5 = Sangat Setuju

*Apabila anda menjawab (contoh, Setuju), maka nilainya sama dengan 4 (empat). Apabila terdapat hal-hal yang perlu diungkapkan, silakan menghubungi kami di Instagram, Telepon: +6281524044907 (Telepon/SMS/WhatsApp), dan Indosat +6281524044907 (SMS/Telepon).

Terima kasih atas kesediaan waktunya dan maaf apabila merepotkan.

BIODATA RESPONDEN

Nama Lengkap *
Susmiati

Jenis Kelamin
Perempuan

2200219 UJI KEEFECTIVAN PRODUK APLIKASI ELITE (ENGLISH LINGUISTICS TERMINOLOGY)

Nomor Telepon Aktif *
081333704136

Jurusan *
English and Literature Department

Fakultas *
Adab dan Humaniora

Universitas *
UIN Alauddin Makassar

Tahun Masuk Universitas *
2017

Semester
3

2200219 UJI KEEFECTIVAN PRODUK APLIKASI ELITE (ENGLISH LINGUISTICS TERMINOLOGY)

NIM (Nomor Induk Mahasiswa) *
40300117061

Petunjuk Pengisian:

Yth Saudara(i) Responden,
Bacalah setiap pernyataan SUS (System Usability Scale) di bawah dengan seksama. Kemudian, berilah jawaban yang sesuai dengan kenyataan atau penilaian anda dengan cara memilih jawaban pada pilihan pernyataan yang tersedia.

Keterangan Pilihan Penilaian:

- 1 = Sangat Tidak Setuju
- 2 = Tidak Setuju
- 3 = Ragu-Ragu
- 4 = Setuju
- 5 = Sangat Setuju

*Apabila anda menjawab (contoh, Setuju), maka nilainya sama dengan 4 (empat). Apabila terdapat hal-hal yang perlu diungkapkan, silakan menghubungi kami di Instagram, Telepon: +6281524044907 (Telepon/SMS/WhatsApp), dan Indosat +6281524044907 (SMS/Telepon).

Terima kasih atas kesediaan waktunya dan maaf apabila merepotkan.

PERNYATAAN SUS (SYSTEM USABILITY SCALE)

Saya pikir bahwa saya akan sering menggunakan aplikasi ELITE untuk mempelajari istilah-istilah linguistik. *

1 2 3 4 5
 Sangat Tidak Setuju Sangat Setuju

2200219 UJI KEEFECTIVAN PRODUK APLIKASI ELITE (ENGLISH LINGUISTICS TERMINOLOGY)

Saya menemukan Aplikasi ELITE ini lebih berbelit-belit daripada yang seharusnya diperlukan. *

1 2 3 4 5
 Sangat Tidak Setuju Sangat Setuju

Saya pikir, aplikasi ELITE mudah digunakan untuk mempelajari istilah-istilah linguistik. *

1 2 3 4 5
 Sangat Tidak Setuju Sangat Setuju

Saya pikir, saya membutuhkan bantuan agar mampu menggunakan aplikasi ELITE. *

1 2 3 4 5
 Sangat Tidak Setuju Sangat Setuju

Saya menemukan istilah-istilah linguistik beserta definisinya terhubung dengan baik di dalam aplikasi ELITE. *

1 2 3 4 5
 Sangat Tidak Setuju Sangat Setuju

Saya pikir, ada banyak istilah-istilah beserta definisinya yang tidak sesuai di dalam aplikasi ELITE. *

1 2 3 4 5
 Sangat Tidak Setuju Sangat Setuju

BIOGRAPHY

Curriculum Vitae (CV)



“Punna melo’ko berhasil, aja’ mega alasammu! Tapi mega solusimmu-If you want to be success, do not have many reasons! But you must have many solutions”

The quote above is from my parents to reach every goal in my life that I decide to achieve my success. Since I was kid, my parents always taught me to find a way for solving my problem, instead of told them about my problem without do something to solve it. The question that I always answer from them is “how”; how I do, how I respon, how I contribute, and how I solve, etc.

I am writing this Biography exactly on my birthday in 24 years old. I have finished my study for more than five years. I know that I am late based on the university rule systematically! But to finish my study, it is not about the rule, yet it’s about my commitment that I have decided in 2016.

I got an accident in 2016 which impact to one of my legs be fracturing, Tibia and Fibula fractures. At the time, I felt like a zombie; no working, no studying, no contributing, and unproductivity in my life, just like a zombie for more than one year! I was trauma phsycologically cause of the accident! Then, I committed to pay for it by sacrificing my study time at the university! No matter about the university rule system, but it’s matter about my solution to pay my unproductivity time. And here are my commitment results;

A. Profil

Full name: Hasrullah

Place/Date Birth: Makassar, March 13th, 1995

I have three brothers and I am the fourth and the last boy in my family.

Personal Site: www.rullinguist.com

Student email: 40300113052@uin-alauddin.ac.id

Business email: rullinguist@gmail.com

Private email: hasrullah.rul@yahoo.com

Freelance job: Blogger, Translator, Digital Content Creator and Entrepreneurship.

Language skill: English, Spanish, French, Deutch (German), Brazilian Portugish.

Education:

SD INP Cambaya III (Kota Makassar, Kec. Tallo)

SMP YAPIP Makassar

SMAN 10 Gowa

Universitas Islam Negeri Alauddin Makassar

Organization:

Founder of Gowa Project, February 2013;

Language and Literacy Researcher of UKM RITMA (Riset, Keilmuan dan Kemitraan Masyarakat), 2014;

Founder of BACA (Balla Cara'de Anak), January 2016;

Mental Health and Psychsocial of GemmaNine, Palu Disaster, September 2018;

Co-Founder of Mabbicara UIN Alauddin Makassar, Nopember 2018.

B. Awarded

Level	Awarded	Event	Year
Regional	Second winner of Traditional Dance Competition	Hari anak Nasional, Sulawesi selatan.	June, 2005
	Third winner of Drawing competition	Hari anak Nasional, Sulawesi selatan.	June, 2006
	First winner of Reading Poetry Competition	Porseni SMP Ahmad Yani Makassar	2007
	First winner of Quiz competition	Porseni SMP Yapip Makassar	2007
	The best oration category as like Syahrul Yasin Limpo (Governor of South Sulawesi)	Golkar competition event	Nopember, 2012
	Jambore Abdi Merah Putih Delegation of South Sulawesi	Jambore Abdi Merah Putih Event	December, 2012
	Talented Power Performance	Tourism Ambassador of Gowa regency event	Septemebr, 2014
	Student star of UIN Alauddin Makassar	UIN Alauddin event	September, 2018
	National	Contributor of Cipta Puisi for Palestine	Peduli Palestina event (Cares of Palestine event)
The chief of National Research Camp		National Research Camp Competition	September, 2016
Research speaker		The 4th National Islamic Architecture Seminar	December, 2016
Research speaker		Maritime National Congress	August, 2017

	Note Taker Assistant	UNICEF of Indonesia	September, 2017
	Notulen	UNICEF of Indonesia	October, 2017
	Award for LIPI Essay Competition, Community and Cultural Research Center	LIPI Essay Competition.	January, 2018
	Grand Finalist of PKM (Writing Community Creativity)	Competition of Writing Community Creativity of Jendral Soedirman University event	March, 2018
	The Honorable Mention Awards of research competition event.	Student Creativity Week event	March, 2018
	Research competition finalist	National Inventors Awards II	April, 2018
	Research competition finalist	PGSD of Makassar State University event	April, 2018
	The third winner of research competition	National Tourism Education	Mei, 2018
International	The fifth rank of Essay competition	Indonesia Essay Competition (IEC) corporates Newdelhi, India	Juli, 2015
	The best research presentation	ICONS (Internation Conference of Nusantara Studies) 2016	November, 2016
	The youngest of research speaker	Annual Seminar on English Language Studies	December, 2016
	Personal Website Categories	Indonesia Website Awards	December, 2017

C. Research Papers

1. Hasrullah. (2015). *Penyatuan Zona Waktu Mendukung Sistem Kurikulum Pendidikan Indonesia*. DOI Publish Licensed: 10.13140/RG.2.2.19475.12322.
2. Hasrullah. Basri, A. Darwis, A. (2015). *Filterasi Air Limbah Rumah Tangga dengan Menggunakan Karbon Aktif Untuk Menjaga Keseimbangan Ekosistem Air dan Tanah di Desa Pabelan, Kecamatan Mungkid, Kabupaten Magelang*. DOI Published Licensed 10.13140/RG.2.2.24088.85768.
3. Hasrullah. Darwis, A. Ardini, F. (2016). *BACA : Balla Cara'de Anak Pasar Induk Minasa Maupa sebagai Wadah Pendidikan pada Anak dalam Meningkatkan Minat Dan Bakat*. DOI Publish Licensed 10.13140/RG.2.2.22830.56640.
4. Hasrullah. (2016). *Kajian Linguistik dan Budaya terhadap Penyatuan Zona Waktu Indonesia Guna Menghadapi Masyarakat Ekonomi ASEAN*. DOI Publish Licensed 10.13140/RG.2.2.35832.90880.
5. Hasrullah. (2016). *Study of Linguistics and Culture towards Unification of Indonesia's Time Zones for Facing ASEAN Economics Community*. International Conference on Nusantara Studies (ICONS Journal): DOI Publish Licensed 10.13140/RG.2.2.26605.44009, Universitas Indonesia.
6. Hasrullah. (2016). *A Survey of Motivation in English Learning of the First Year Undergraduate Students at Physics Science Department of Alauddin State Islamic University of Makassar*. The Annual Seminar on english language studies. ISBN 978-602-60462-1-5. P, 251-265: Hasanuddin University.
7. Hasrullah. (2016). *Comparative Study of Dream, Reality and Prospect in English Learning at The First Semester Student of English Literature Department of Alauddin State Islamic University of Makassar*. Experiment findings: Unpublished.
8. Heriyono, H. Hasrullah. Basmanto. (2017). *E-Box: Electricity Box Microbial Fuel Cell Based on Cabbage Waste. Experiment findings*. DOI Publish Licensed: 10.13140/RG.2.2.12344.80644.
9. Heriyono, H. Hasrullah. Basmanto. (2018). *Produksi Energi Listrik melalui Teknologi Mikrobial Fuel Cell Menggunakan Limbah Eceng Gondok (Eichhornia Crassipes (Mart) Solms)*. DOI Publish Licensed: 10.13140/RG.2.2.30799.74403.
10. Hasrullah. (2018). *Development of Electronic Dictionary of English Literary Terms Based on Android Applications*. Unpublished yet.

11. Hasrullah, Yachsan, S. Azzahrah, A. (2018). *Keluarga Sipaka: Boneka Berkearifan Lokal Bugis/Makassar dengan Kantong Ajaib sebagai Model Pengembangan Karakter 3S (Sipakainge', Sipakatau, dan Sipakalebbi) pada Pembelajaran Tematik Siswa Sekolah Dasar (Research and Development pad SD INP Cambaya dan SD INP Tamarunang, Kabupaten Gowa)*. DOI Publish Licensed: 10.13140/RG.2.2.12764.236898.
12. Hasrullah. (2018). *Ribuan Mandar: Preservasi Bahasa Dan Kebudayaan Mandar Sulawesi Barat (Rancangan Aplikasi Berbasis Android Dengan Sistem Sociopreneurship)*. DOI Publish Licensed: 10.13140/RG.2.2.12764.23687.
13. Hasrullah. (2018). *Situational Motivation Scale: Intrinsic and Extrinsic Motivation in Learning Linguistics Terminology for English and Literature Students of Alauddin State Islamic University of Makassar*. Unpublished yet.
14. Hasrullah. (2019). *ELITE: English Linguistics Terminology Based on Android Application (Research and Development in Applied Linguistics for English and Literature Students of Alauddin State Islamic University of Makassar)*. DOI Publish Licensed: 10.13140/RG.2.2.24508.28809.
15. Hasrullah. (2019). *Mabbicara UIN Alauddin Makassar: A Survey Students' Motivation in Learning Foreign Languages*. Unpublished yet.

D. Creation on Google Playstore marketing

1. Linguistics Dictionary Terms (ELITE)
Certificate ID: c4880d9d-c0e8-49a4-b0e3-a5ad56c8e07e
The Certificate Issued to: HASRULLAH

Coming soon for other applications on the Google Playstore.

It's my pleasure to welcome you in my online house, visit www.rullinguist.com

ALAUDDIN
M A K A S S A R