


**THE USE OF PINOCCHIO STORY AS THE MEDIA IN TEACHING
VOCABULARY TOWARDS SECOND GRADE
STUDENTS AT MTSN BALANG-BALANG**



A Thesis

**Submitted in Partial Fulfilment of the Requirements For the Degree of Sarjana
Pendidikan In English Education Department of Tarbiyah and Teacher
Training Faculty of State Islamic University Alauddin Makassar**

**UNIVERSITAS ISLAM NEGERI
By
ALAUDDIN
ANNAS
M A K A S S A R
NIM : 20401110008**

**ENGLISH EDUCATION DEPARTEMENT TARBIYAH AND TEACHER
TRAINING FACULTY ALAUDDIN STATE ISLAMIC UNIVERSTY OF
MAKASSAR
2019**

PERNYATAAN KEASLIAN SKRIPSI

Mahasiswa yang bertandatangan di bawah ini:

Nama : ANNAS
NIM : 20401110008
Tempat/Tgl. Lahir : Kandoa / 12 Desember 1990
Jur/Prodi/Konsentrasi : Pendidikan Bahasa Inggris
Fakultas/Program : Tarbiyah dan Keguruan/S1
Alamat : Manuruki 2 Lr 3, Asrama Sawerigading no 16
Judul : The Use of Pinochio Story as the Media in Teaching
Vocabulary towards Second Grade Students at MTsN
Balang-Balang

Menyatakan dengan sesungguhnya dan penuh kesadaran bahwa skripsi ini benar adalah hasil karya sendiri. Jika di kemudian hari terbukti bahwa ia merupakan duplikat, tiruan, plagiat, atau dibuat oleh orang lain, sebagian atau seluruhnya, maka skripsi dan gelar yang diperoleh karenanya batal demi hukum.

Makassar, April 2019

Penyusun,

UNIVERSITAS ISLAM NEGERI
ALAUDDIN
MAKASSAR

ANNAS

NIM. 20401110008

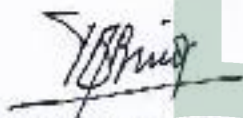
PERSETUJUAN PEMBIMBING

Pembimbing penulisan proposal skripsi Saudara ANNAS, NIM: 20401110008, mahasiswa Jurusan Pendidikan Bahasa Inggris pada Fakultas Tarbiyah dan Keguruan UIN Alauddin Makassar, setelah meneliti dan mengoreksi secara seksama skripsi berjudul *The Use of Pinocchio Story as the Media in Teaching Vocabulary towards Second Grade Students at MTsN Balang-Batang*, memandang bahwa skripsi tersebut telah memenuhi syarat-syarat ilmiah dan dapat disetujui untuk diajukan kesidang munaqasyah.

Demikian persetujuan ini diberikan untuk diproses lebih lanjut.

Makassar, 24 Maret 2019

Pembimbing I



Dr. H. Ahd. Mois Said, M.Ed, TESOL
NIP.195612311990031024

Pembimbing II



Indah Fadhilah Rahman, S.Pd.L., M.Hum
NUPN.2030098502

UNIVERSITAS ISLAM NEGERI
ALAUDDIN
M A K A S S A R

PENGESAHAN SKRIPSI


Skripsi berjudul "The Use Pinocchio Story as the Media in Teaching Vocabulary toward Second Grade Students at MtsN Balang-balang", yang disusun oleh Annas, NIM 20401110008, mahasiswa Jurusan Pendidikan Bahasa Inggris Fakultas Tarbiyah dan Keguruan UIN Alauddin Makassar, telah diuji dan dipertahankan dalam sidang munaqasyah yang diselenggarakan pada hari Senin, tanggal 26 Maret 2018 M. bertepatan dengan tanggal, dinyatakan telah dapat diterima sebagai salah satu syarat untuk memperoleh gelar Sarjana dalam Ilmu Pendidikan, Jurusan Pendidikan Bahasa Inggris dengan beberapa perbaikan.

Gowa, 05 Maret 2019 M.

DEWAN PENGUJI: Nomor SK Munaqasyah: 656 TH 2018

Ketua Sidang	: Dr. Misykat Malik Ibrahim, M.Si.	(.....)
Sekretaris Sidang	: Dr. Hamka, M.Th.I.	(.....)
Penguji I	: Dr. Kamsinah, M.Pd.I.	(.....)
Penguji II	: Sitti Nurpahmi, S.Pd., M.Pd.	(.....)
Pembimbing I	: Dr. H. Abd. Muis Said, M.Ed.	(.....)
Pembimbing II	: Indah Fadhilah Rahmans, S.Pd.I., M.Hum.	(.....)

Diketahui oleh:
Dekan Fakultas Tarbiyah dan Keguruan
UIN Alauddin Makassar,


Dr. H. Muhammad Amri, Lc., M.Ag.
NIP 197301202003121001

ACKNOWLEDGEMENT

الرَّحِيمَ الرَّحْمَنَ الشَّيْخَ الْمُرْتَدِّ

Alhamdulillah Rabbil Alamin, the researcher would like to express his deepest gratitude to the almighty Allah SWT, the only provider, the most merciful who gives His guidance, inspiration, and good healthy for all time to conduct the writing of this thesis. Also, shalawat and salam are always delivered to our/the great Prophet Muhammad SAW who has brought us from the darkness to the lightness.

During the writing of the thesis, the researcher received much assistance from a lot of people, for their valuable guidance, correction, suggestion, advice and golden supports. Without them, the writing of this thesis would never be possibly completed. The researcher would like to express the greatest thanks and appreciation for the researcher's beloved parents, Abd. Muin and ST. Hajirah who always motivate, educate, support, and pray for the researcher's success. Therefore, the researcher would like to express the greatest thanks and appreciation for those people, they are:

1. **Prof. Dr. Musafir Pababari, M.Si.** as the Rector of Alauddin State Islamic University of Makassar.
2. **Dr. H. Muhammad Amri, Lc., M.Ag.** as the Dean of Tarbiyah and Teaching Science Faculty of Alauddin State Islamic University of Makassar.
3. **Dr. Kamsinah, M.Pd.I, and Dr. Sitti Nurpahmi, S.Pd., M.Pd.** The Head and the Secretary of English Education Department of Tarbiyah and Teaching Science Faculty of Alauddin State Islamic University of Makassar.
4. **Dr. H. Abd. Muis Said, M.Ed. TESOL.,** as the first consultant and **Indah Fadhilah Rahman, S.Pd.I., M.Hum** as the second consultant who had given the researcher guidance, correction and support since the preliminary stage of manuscript until the completing of this thesis writing.

5.The researcher lecturer, **Nur Lely Basir, S.Pd., M.Ed.TESOL.**, who always motivates, educates, supports, guides researcher through finishing study.

6.**Mardhawati, SE** who never gives up to accompany, support, give pressure, and motivate researcher for finishing his study.

7.The researcher's classmates in English Education Department PBI 1 and 2 (Academic Year 2010) **Asrul S.Pd, Arif S.Pd, Alfurkan S.Pd, Jusman S.Pd, Andika S.Pd**, and all friends who could not be mentioned here. Thank for your friendship and brotherhood.

8.Students of MTsN Balang - Balang for giving chance to researcher for helping researcher completing data.

The researcher realizes that the writing of this thesis is far from perfect. Remaining errors are the researcher's own; therefore, constructive criticism and suggestions will be highly appreciated. May all our/the efforts are blessed by Allah SWT. Amin.

The researcher realizes that the writing of this thesis is far from perfect. Remaining errors are the researcher's own; therefore, constructive criticism and suggestions will be highly appreciated. May all our/the efforts are blessed by Allah SWT. Amin.



Makassar, April 2019
Researcher,

ANNAS
NIM. 20401110008

TABLE OF CONTENTS

	Page
TITLE PAGE	i
PERNYATAAN KEASLIAN SKRIPSI	ii
PERSETUJUAN PEMBIMBING	iii
PENGESAHAN SKRIPSI	iv
ACKNOWLEDGEMENT	v
TABLE OF CONTENTS	viii
LIST OF TABLES	xi
LIST OF FIGURES	xii
LIST OF APPENDICES	xiii
ABSTRACT	xiv
CHAPTER I. INTRODUCTION	1-4
A. Background	1
B. Research Problems	2
C. Research Objectives	3
D. Research Significances	3
E. Research Scope	4
F. Operational Definition of Terms	4
CHAPTER II. REVIEW OF RELATED LITERATURE	5-17
A. Some Previous Related Research Findings	5
B. Some Pertinent Ideas	7
a. Definition of vocabulary	7
b. Types of vocabulary	8
c. The importance of vocabulary	10
d. Some techniques in teaching vocabulary	11
e. Vocabulary selection	12

f. Vocabulary assessment	14
1. Concept of Pinocchio story as the media	14
a. Concept of media	14
b. Vocabulary in Pinocchio story	15
1) Pinocchio story	
2) Vocabulary example in Pinocchio story	
C. Theoretical Framework	17
D. Hypothesis	17
CHAPTER III. RESEARCH METHOD	18-25
A. Research Design	18
B. Research Variables	19
C. Population and Sample	20
1. Population	20
2. Sample	20
D. Research Instrument	20
E. Data Collection Procedure	21
F. Data Analysis Technique	25
CHAPTER IV FINDING AND DISCUSION	26-33
A. Finding	26
B. Discussion	33
CHAPTER V CONCLUSION AND SUGGESTION	34-35
A. Conclusion	34
B. Suggestion	35
BIBLIOGRAPHY	36-37
APPENDICES	38-63
CURRICULUM VITAE	64

ABSTRACT

Name : Annas
Reg. No. : 20401110008
Department : English Education
Faculty : Tarbiyah and Teaching Faculty
Title : *"The Use of Pinocchio Story as the Media in Teaching Vocabulary towards Second Grade Students at MTsN Balang-Balang"*
Consultant I : Dr. H. Abd. Muis Said, M. Ed. TESOL.
Consultant II : Indah Fadhilah Rahman, S.Pd.I., M.Hum.

The purpose of this study was to determine whether the application of the Use of Pinocchio Story as the Media in Vocabulary towards Second Grade Teaching Students at Balang-Balang MTsN. This study used a quasi-experimental design with a non-equivalent control group design. There are two variables in this study, namely free variables (sorting and sequencing strategy) and dependent variables (reading comprehension). The study population was class VIII 4 MTSN Balang-Balang consisting of 38 students and students of class VIII 5 consisting of 32. The study sample consisted of 40 students taken using purposive sampling, 20 students were taken as experimental groups and 20 students as control group.

The instrument of this research is the procedure text test used in the pre-test and post-test. The results of the data show that there is a significant difference between the post-test of students in the experimental group and the control group. Not only the average score of the post-test in the experimental group was greater than the average post test score in the control group but also the standard deviation of the post test in the experimental group was greater than the standard deviation of the post test in the control group. From the t test, the researcher found that the value of the t test post test and t count were obtained greater than t table at the 0.05 significance level with degrees of freedom (df) 28.

Based on the findings and discussion of the research, the researcher draws the conclusion that the application of The Use of Pinocchio Story as the Media in Vocabulary Teaching towards Second Grade Teaching at MTsN Balang-Balang. Therefore, researchers suggest that the application of statistical analysis strategies is descriptive analysis. can make students more active in participating in reading comprehension learning material because sorting and sorting strategies can make students happy and enjoy learning material.

CHAPTER I

INTRODUCTION

A. Background

Nowadays, in this globalization era, the progress of technology and information has developed quickly. It becomes the agent that guides human to be easier in their information and communication system. Although, the facility obtain by the human connects to how they deliver it and how they understand it using the symbols of language.

As we know that, human language develops quickly like the development of human itself. Since the first human created until the era that human will find the new era human being in the universe, language is the only one tool use to communicate each other.

English as the international language use by human around the world, not only in the country which applies it as the first language but also in the others countries, demands us, the Indonesian to be able to master it. Therefore, Indonesia has to improve and apply English as the second language so we will be neglected in the communication and information. It is possible that English will be the daily use by the human in the future.

In fact, in Indonesia, English is not categorized into second language but into foreign language which is taught in junior and senior high school and include in Indonesia' curriculum. One of the most important components in teaching English besides pronunciation and grammar is vocabulary. We are unable to have a good

speaking, listening, reading, and writing without having great quantities of vocabulary. According to Graves and Prens (1986) ideal vocabulary that must be owned by novice learner is between 2500 to 5000 words to support language learning. However, this is not owned by most of the students in our country.

Based on the observation and asking some students, vocabulary itself is defined as how they understand the meaning of words, synonym, antonym, and how to use it in the sentence. To use it in sentences, students have to know the class of the word, whether it is noun, pronoun, adjective, adverb or verb.

Therefore, there are several methods, techniques, approaches, media, or games to be applied by teachers in enriching students' vocabulary mastery. One of them is Pinocchio Story as the media. The researcher tried that media in enriching students' vocabulary mastery. The researcher assumed that it would be easier for students to figure the meaning, identify the class of the target word, memorize it, and to use it when they find the right condition based on the story in Pinocchio Story Book they had known. Thus, this media would be effective in enriching students' vocabulary mastery towards second grade students at MTsN Balang-Balang.

Based on the explanation above, the researcher done a quasi-experimental research entitled **"The Use of Pinocchio Story as the Media in Teaching Vocabulary towards Second Grade Students at MTsN Balang-Balang"**

B. Problem Statement

Based on the background above, the researcher formulated the problem as follow:

1. To what extent is the use of Pinocchio Story as the Media in Teaching vocabulary towards Second Grade Students at MTsN Balang-Balang?

C. Research Objective

Based on the research problem above, the research objective was to find out the extent to which the use of Pinocchio story as the media in teaching vocabulary towards second grade students at MTsN Balang-Balang.

D. Research Significances

1. Theoretical Significance

After this research, the researcher extremely expected that the readers will receive a lot of knowledge related to this research. For instance, they would know about one of media, in teaching vocabulary, which was Pinocchio story. In addition, they would develop their materials related to vocabulary mastery.

2. Practical Significance

a. Students

After this research, the researcher extremely expected that all of the students would have more vocabularies.

b. Teachers

This research was expected to help teachers to teach vocabulary. In addition, the teachers could use this media to teach vocabulary.

c. Next researcher

This research was expected to give meaningful information for the next researcher to create another research about teaching vocabulary.

E. Research scope

This research was focused on teaching vocabulary by using Pinocchio story as the Media towards second grade students at MTsN Balang-Balang. In addition, this research was focused on teaching past verb that was contained in Pinocchio story.

F. Operational Definition of Terms

To make the understanding about the title of this research easier, the researcher would explain some technical terms in the title

1. Media is tool that used to connect between input and output or giver and receiver. It is suitable with education centre (2017) that states media as a tool to deliver content / learning materials such as books, movies, videos and so on.
2. Vocabulary is every word that spoken by human. Based on Penny (1996), it can be defined, roughly, as the words we teach in the foreign language.
3. Pinocchio Story is a story of a fictional character about a boy who was made by wood and his nose will be longer when he lies.

CHAPTER II

REVIEW OF RELATED LITERATURE

A. Related Research Findings

Many studies had been performed by the researcher related to the use of strategies, approaches, methods, techniques, or media, in teaching vocabulary. Some of them as follow:

Fitratullah (2004) pointed out in his thesis *“Using Alphabetic Game to Improve the Students’ Vocabulary at the First-Year Students of MAN 2 Pangkep”* That the use of alphabetic game was effective to improve the students’ vocabulary. The procedure of this game is the research provided some alphabets and they tried to arrange some alphabets into a word. The students were interested to play this game because it was enjoyable.

Maslaeni (2002) in her research *“Improving the English Vocabulary of the Sixth Grade Students of SD Negeri IKIP by Using Scrambled Words”* pointed out that the use of scrambled words can improve the vocabulary of the sixth grade students of SD Negeri kompleks IKIP. The weakness of this research is the ability of the students to follow instruction of research was low because they were still young and hard to be controlled but the researcher worked hard to solve the problems so the scramble word was able to improve the students’ vocabulary.

Setyowati (2015) in her thesis *“The Effectiveness Word Wall Media In Teaching Vocabulary on the Seventh Grade Students at MTsN Bandung*

Tulungagung” found that the use of word wall effective to improve the students’ vocabulary. Building a word wall can be easily integrated into daily activities. The students were interested to play this game because it was enjoyable.

Aninda(2015) in her thesis “*The Use of Multimedia in Teaching Vocabulary to The First Grade Students at SMP Muhammadiyah 7 Surakarta in 2014/2015 Academic Year*” conclude that the use of multimedia will help pupils to be creative and able to communicate effectively in English the students were interested to play this game because it was enjoyable.

From the research findings above, the researcher found some advantages and weaknesses of each technique. Some techniques or methods were easy to run in the classroom and achieve the target because they were interesting and enjoyable for the students. Some methods or techniques have problem in covering the students’ attention. The students’ attention was still not able to be covered because the capacity of the students was not suitable to the technique or method.

Based on the findings above, the researcher concluded that method or technique in teaching vocabulary is not only interesting and enjoyable but it also can cover students’ attention through making them active and in each activity. The researcher decided to use Pinocchio story as the media in teaching vocabulary because not only the story is interesting but also it can cover the students’ attention through teaching process.

B. Some Pertinent Ideas

1. Concept of Vocabulary

a. Definition of Vocabulary

There are many definition of vocabulary. Some are as follows:

- 1) Good (1959) vocabulary are; 1) The content and function of words of language, which are learned so thoroughly that they become a part of speaking, and later reading and writing vocabulary., 2) The words having meaning when heard or seen even though not produced by individual itself.
- 2) Random House Dictionary; Vocabulary is the stock of words used by or known to a particular person or group of persons (2017)
- 3) Hornby (2006) stated that vocabularies are; 1) The total numbers of words that make up a language, 2) Body words known to person or used in a particular book, subject, 3) List of words, their meaning, especially one which accompanies a text book in a foreign language.
- 4) Allen (1997) states that vocabulary is very important in language. When we learn a language, including English, it always means that we learn the word of the language.
- 5) Carter (1987) said that vocabulary is the words having meaning when heard or seen even though not produce by individual himself to communicate with others.

- 6) Webster (1983) states that vocabulary is the particular book or branch of science, etc by a particular author.

Based on some definition above the writer conclude that vocabulary is total number of word which used to communicate in all side of human relation or vocabulary is the word which have meaning and function words of language.

b. Types of Vocabulary

Word in language is a small element, which could make up a language and function to express an idea. Some writers have classified vocabulary in some ways:

- 1) Passive or recognition vocabulary, which is made up the words, one recognizes in the context or reading material but he does not actually use himself.
- 2) Active vocabulary, which consists of working word is used daily in writing and speaking.

Harmer (1991) also divided vocabulary into two types:

- 1) Active vocabulary refers to vocabulary that students have learned. They are expected to be able to use by the students.
- 2) Passive vocabulary refers to words, which students will recognized when they met them but they will probably not be able to produce.

Good (1959) divided vocabulary into four parts, namely:

- 1) Oral vocabulary consists of word actively used in speech that comes readily to the tongue of the one's conversation.

- 2) Writing vocabulary is stock of words that comes readily to one's finger vocabulary. It commonly used in writing.
- 3) Listening vocabulary is stock of words, which a person can understand when hear it.
- 4) Reading vocabulary is the words where the people can recognize when they find it in written material.

Schaill (1967) classified vocabulary into three types, namely:

- 1) Active vocabulary, the words are customarily used in speaking.
- 2) Reserve vocabulary, the words we know but we are rarely used them in ordinary speech. We use them in writing letter and searching for synonym.
- 3) Passive vocabulary, the words are recognize vaguely but we are sure of the meaning never use them is either speech or writing, we just know them because we see them before.

The linguistic, Legget (1982) pointed out that there are two types of vocabulary:

- 1) Passive or recognition vocabulary, which is made up the words, one recognizes in the context of reading material but he does not actually use himself.
- 2) Active vocabulary which consists of working words is used daily in writing and speaking.

c. The Importance of Vocabulary

The mastery of vocabulary is very important. We use vocabulary in the form of language to express our feelings, idea, etc. whether is orally or in written to other people. Talking about vocabulary, it cannot be separated from four language skills: listening, speaking, reading, and writing. The proficiency of someone's speaking is influenced by his/her vocabulary. To clarify that, let us look at the importance of vocabulary relating to the language skills.

In listening, vocabulary is used to understand someone's speech or what someone says. It is very hard for us to catch what someone says if we just know the construction of sentence without knowing the words.

In speaking, vocabulary is used to express our ideas or feelings to the others orally. The words that we have, influence how effective the communication runs.

In reading, it is used to comprehend the reading material. Reading without vocabulary mastery will cause difficulties in comprehending a text. The number of words and the meaning of words, which someone knows will affect his/her reading activity. It is impossible to understand passage unless he/she knows the meaning of words used in the passage.

In writing, the writer uses vocabulary (words) to develop his/her idea. A writer should choose the words clearly and accurately to express his/her idea. Without knowing much vocabulary, we cannot develop our writing because we are limited on vocabulary mastering.

Gairns and Redman (1986) concluded that by learning vocabulary the learners can recognize and comprehend the context of reading and listening material, and later as productively as the learners can recall and use them appropriately in speech and writing. In this case, the statement noted by Legget (1982) that by vocabulary, the learners can recognize all the words in written and oral context and finally they can use them daily in speaking and writing.

d. Some Techniques in Teaching Vocabulary

Regarding the importance of vocabulary expansion in the students' studies, the English teacher should know some effective ways to teach vocabulary. The students should be active and should participate in every exercise during the class hour.

Harmer (1991) described some ways in presenting vocabulary, as follows:

1) Realia

This way, the teacher brings the real object into the classroom and introduced to the students. In this case, the students learn to recognize the words by seeing the reality words like *pen, ruler, ball, etc.*

2) Pictures

Teaching vocabulary through pictures is familiarly focuses on the object. Pictures can be used to explain meaning of vocabulary items: the teacher might draw pens, ruler, etc.

3) Mime, Action and Gesture

It is often impossible to explain the meaning of words and grammar either through the use of regalia or in pictures. Action, in particular, are probably better explained by mime (concept like running and smoking are easy to present in this way).

4) Contrast

This way, the teacher shows the students a word and asks the students to find out the contrast of the word. For example, the meaning of *full* by contrasting it.

5) Enumeration

This way requires the teacher to introduce words by enumeration them with their general and specific meaning. A word with a general meaning, for instance “vegetable”, the teacher introduce this word and asks the students to find out some specific words relate to vegetable: such as potato, cabbage, carrot, etc.

6) Explanation

This way, the teacher introduces words by explaining or describing the objects and asks the students to guess what the object is.

7) Translation

This way, the teacher asks the students to translate the given words into their mother tongue (native language). This strategy is very useful for beginners.

e. Vocabulary Selection

The selection of vocabulary is very important to do before teaching. The teachers should know which words are useful to be taught, but how do the teachers determine exactly what are useful? Gairns and Redman (1986) stated that in the first

place, we have to concede that every teaching situation is different and so essential items in one context may be useless in another. The relative importance you attach to the various criteria described below will therefore depend on teaching situation itself.

1) Frequency

The high frequency of an item is no guarantee of usefulness, but there is obviously a significant correlation between the two so it is worth examining some of the work on frequency word-counts that has been carried out over recent decades.

2) Cultural Factors

One drawback of word-counts we have not mentioned is, that being based on the utterances of native speakers they will obviously reflect the cultural interests of the speakers. Such interests may not, however, be shared by L1 learners, who may wish to express ideas and experiences quite outside those of a native speaker.

3) Need and Level

These criteria, the teacher must know their students' need and level. The students who are required to read technical reports in English in their native country will have different lexical needs to those learners who want survival English for travel purposes in English-speaking countries. Equally obvious is that elementary students will recognize limitations in their selection of lexis that will not be true of advanced learners. Usually conflict arises, though, when the lexical needs of the learner would seem to be incongruous with his general language level.

4) Expediency

The classroom will often dictate the need of certain vocabulary, without which the students may fail to understand their teacher, fellow students or the activity they are supposedly engaged in. One such are is grammatical terminology, and although many teachers are loath to burden their students with too many grammatical labels, a shared understanding of certain items can be asset. A second area of classroom includes those items which frequently appear in language activity instructions.

f. Vocabulary Assessment

Assessing students' vocabulary is important to be carried out to measure the students' comprehension of words used in speaking or writing. Vocabulary assessment can be carried out through oral or written skills, and in this case, the writer will emphasize on written skill. There are several techniques to assess vocabulary: multiple choice, re-arrange, matching, cloze technique, etc. Brown (2004) stated that the major techniques to assess vocabulary are defining and using in a sentence. The latter is the more authentic, but even that task is constrained by a contrived situation in which the test-taker, usually in a matter of seconds, has to come up with an appropriate sentence.

2. Concept of PinocchioStory as the Media

a. Concept of Media

Media in teaching can be a component of active learning strategies such as group discussion or case studies, it could be a film clip, a song, newspaper, story, etc.

(Mateer, 2017). In another hand, Van Els (1984) defines that media are all aids which may be used by teachers and learners to attain certain educational objectives.

According to Callahan (1982) stated that the effectiveness of involving media in teaching middle school students is audio-visual material and variety to the classes. Skillful use of audio visual material can be great motivator and can add life and color to the classroom. Furthermore, the use of audio-visual aids puts the points across. Well used audio visual aids add to the impact of the presentation. The cliché that one picture is worth a thousand words is true. The more important truth is that the skillfully used audio visual aids reinforce the presentation so that have both both the picture and the thousand words work for the teacher.

b. Vocabulary in Pinocchio Story

1) Pinocchio Story

Pinocchio story is a tale that originally written by Collodi at 1883 (original title *Le Avventuredi Pinocchio*). It is about the mischievous adventures of an animated marionette named Pinocchio and his father, a poor woodcarver named Geppetto. Pinocchio Story is one of the best-selling books. UNESCO claimed that it has adapted in over 250 languages worldwide, including English. It was translated to English by Chiesa at 1926. (wikipedia, 2017)

Pinocchio is an animated fiction character. So, Pinocchio story is a narrative text. Narrative text generic structure is past form. That make most verbs used in the text is past verb.

2) Vocabulary Example in Pinocchio Story

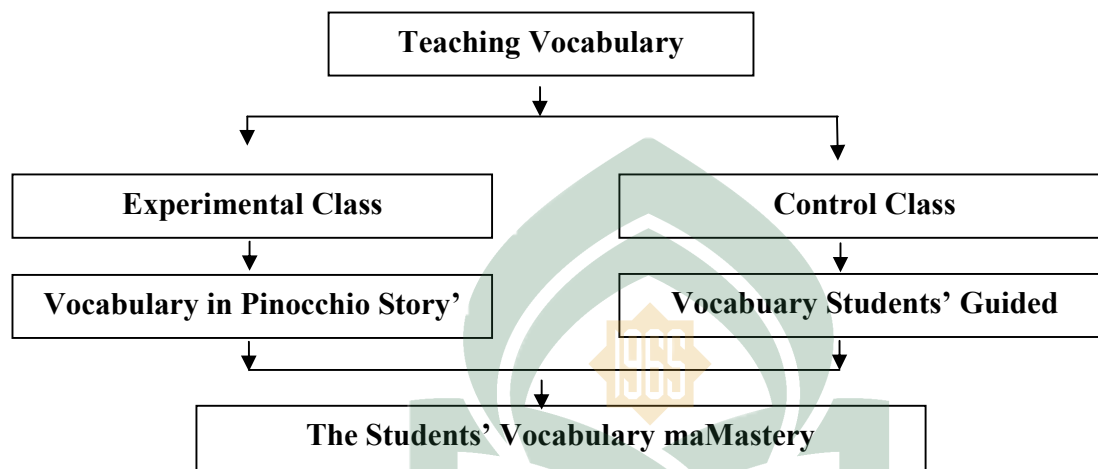
Below are examples of the words in Pinocchio story:

Happened	Called	Said
Found	Saw	Grew
Laughed	Filled	Opened
Lived	Came	Regained
Put	Wept	Learned
Looked	Heard	Hit
Became	Uplifted	Stood

C. Theoretical Framework

Vocabulary is an element English language component. If the students understand many words, it will make them easily to speak, listen, read, and write.

The theoretical framework underlying this research is presented in the following figure:



The vocabulary teaching presented above is a vocabulary capability that focuses on Pinocchio books that will be **input**. Then the experimental group will be taught using the vocabulary in Pinocchio's story book as a media while the control group will be taught using a student-guided book as a media. This step will be a **process**. Finally, both students' speaking abilities of the experimental group and the control group will be **output**.

D. Hypothesis

H1: The use of the Pinocchio Story as the media in teaching vocabulary extents students' vocabulary mastery towards second grade students at MTsN Balang-Balang.

H0: The use of the Pinocchio Story as the media in teaching vocabulary does not extent students' vocabulary mastery towards second grade students at MTs NBalang-Balang.

CHAPTER III

RESEARCH METHOD

A. Research Design

The research design in this study was *quasi-experimental design*. The quasi experiment had three reasons why it was applied in a research: 1) to meet the practical requirements of funding, school administration, and ethic. 2) To evaluate the effectiveness of an intervention when the intervention has been implemented by educators prior to the evaluation procedure having been considered. 3) When research wants to dedicate greater resources to issue. This research is much like true experimental design. The disparity is just in random assignment of participant. The control and experimental group is chosen by researcher itself or by administrator (Sugiyono, 2014).

This research applied Non-equivalent Control Group Design. This design was exactly like pre-test post-test control group design except that there was no random assignment into group (Sugiyono, 2014). A group of subject who receipt a treatment, experimental group, was compared with control group who did not receive a treatment.

This design conducted pre-test, treatment, and post-test. In this design, the researcher did not compare the yield of pre-test and post-test but compared pre-test of experimental group with pre-test of control group. This was also applied in post-test.

The design is as follow:

$$\begin{array}{l}
 \text{Experimental Group} : 0_1 \quad X \quad 0_2 \\
 \text{Control Group} : \frac{0_3}{0_4}
 \end{array}$$

Where:

0_1 = pre-test for experimental group

0_2 = post-test for experimental group

0_3 = pre-test for control group

0_4 = post-test for control group

X = treatment

(Sugiyono, 2010)

B. Research Variable

There were two variables in this research namely dependent variable and independent variable. Hatch and Farhady (1982) recites that the independent variable is the major variable which is investigated. In this research, the independent variable is the use of Pinocchio story as the Media in teaching vocabulary because the using of vocabulary in Pinocchio story as a treatment is expected in enhancing students' ability in teaching especially in verb. Otherwise, the dependent variable of this research is students' vocabulary mastery because students' vocabulary mastery used as subjects to be measured.

C. Population

1. Population

The population in this research was the students' of the second year at MTsN Balang-Balang. It consisted of two classes in academic year 2016/2017 namely Class VIII 4 and Class VIII 5. The total numbers of those students was 54, 26 students in Class VIII 4 and 28 students in Class VIII 5. The researcher chosen this school because when the researcher observed the school, the researcher found that there were many problems in learning English especially in vocabulary mastery at that school.

2. Sample

The samples in this research were chosen by purposive sampling. The researcher chosen 20 students of class VIII 4 and 20 students of class VIII 5 as sample. Class VIII 4 was experimental class and class VIII 5 was control class.

D. Research Instrument

The instrument used in this research was a test which is divided by two types. They were *pre-test* and *post-test* (competence test). It was for measuring the students' vocabulary mastery. In this vocabulary test, students were asked to produce vocabulary in Pinocchio story and it was an individual test. The test consisted of 20 numbers, 5 numbers for multiple choices, 5 numbers for fill in the blanks, and 10 numbers for translation. In addition, the pre-test and post-test was same in this research.

The pretest was intended to find our the prior knowledge while the posttest Was administered to see the students' achievement after giving the treatment

E. Data Collecting Procedure

Pretest

Before doing the treatment, the pretest was administered to the students' by spending 45 minutes it aims to identify students' prior knowledge of vocabulary

Treatment

The next step is treatment. The researcher used "Pinocchio story " in teaching vocabulary to the students

- a) The researchers tell the story of the first 30 minutes Pinocchio on 4 September 2017
- b) The researchers sorted the existing vocabulary in Pinocchio and the students were given 35 minutes to make a vocabulary from the Pinocchio on 5 September
- c) The researchers explain the meaning of vocabulary in 30 minutes Pinocchio story on 11 September

While, the procedure of control class were: gave the vocabulary directly from students guide books, asked them to repeat the vocabulary, asked them to memorize the vocabulary. This section was done in 6 meetings for each class.

- a) The researchers are vocabulary directly from the 30 minute student manual on 6 September 2017
- b) The researcher asked to repeat the added vocabulary from the 30 minute student manual on 7 September 2017
- c) The researchers asked to memorize the vocabulary in the 35-minute student manual on 12 September 2017

Third section was post-test. Post-test will be given to know the improvement of students' vocabulary mastery after the treatment from experimental class and control class. This section was done in 1 meeting for each class.

- a) The researcher gave post test to the students of grade VIII 4, 45 minutes on 18 September 2017
- b) The researcher gave the post-test problem to the students of class VIII 5, 45 minutes on 20 September 2017

F. Data Analysis Technique

The technique of data analysis was used here is statistical analysis that was descriptive analysis. Statistical analysis was used to test the hypothesis. The formula used to test the hypothesis was t-test with the level of significance 0.05 (95%). Before the t-test, there were some steps which had be done as follows:

1. The researcher got the students' scores both of the experiment and control class. The score was checked both pre-test and post-test

2. Finding out the mean score of students' reading comprehension achievements, by using the following formula:

$$X = \frac{\sum x}{N}$$

Where:

X : Mean score

$\sum X$: The sum of all scores

N : The number of students

(Gay, 2015)

3. Finding out sum of square of the students' score in pre-test and post-test by applying formula below:

$$SS = \sum x^2 - \frac{(\sum x)^2}{N}$$

Where:

$\sum x$: The sum of all score

$\sum x^2$: The sum square of all sore

N : Total number of the students

(Gay, 2015)

4. Finding out standard deviation of the students' score in pre-test and post-test by applying formula below:

$$SD = \frac{\sqrt{SS}}{N - 1}$$

Where:

SD : Standard deviation

N : Total number of students

(Gay, 2015)



5. Finding out the significant differences between the score of pre-test and post-test by using t-test and t-table. The formula of t-test and the distribution of t-table as follows:

a. The formula of t-test

$$t = \frac{X^1 - X^2}{\sqrt{\frac{(SS_1 + SS_2)}{(n_1 + n_2 - 2)} \left(\frac{1}{n_1} + \frac{1}{n_2} \right)}}$$

Where:

t : Test of significance

X^1 : The mean score of experiment group

X^2 : Mean score of control group

SS_1 : Sum of square experiment group

SS_2 : Sum of square control group

n_1 : Total number of experiment group

n_2 : Total number of control group

CHAPTER IV

FINDINGS AND DISCUSSIONS

This chapter describes both the findings and the discussions of this research.

A. Findings

Findings of the study deal with the presentation rate of the students' score obtained from the test to find the mean score, standard deviation, test of significance, and hypothesis testing.

1. The Classification of Students' Pre-test Scores in Experimental and Control Class.

The next page table show the distribution of frequency and percentage of final score of students' vocabulary at the second grade of MTsN Balang – Balang in pre-test and post-test experimental class.

Table 1

The distribution of frequency and percentage score of experimental class in pre-test

No	Classification	Score	Frequency	Percentage
1.	Very Good	91-100	0	0%
2.	Good	76-90	0	0%
3.	Fair	61-75	0	0%
4.	Poor	51-60	0	0%
5.	Very Poor	Less than 50	20	100%
Total			20	100%

The table shows the rate percentage of score of experimental class in pre-test from 20 students none of the student obtained very good and good score. There were 20 (100 %) students obtained very poor.

Table 2

The distribution of frequency and percentage score of Control class in pre-test

No	Classification	Score	Frequency	Percentage
1.	Very Good	91-100	0	0%
2.	Good	76-90	0	0%
3.	Fair	61-75	0	0%
4.	Poor	51-60	2	10%
5.	Very Poor	Less than 50	18	90%
Total			20	100%

Table 2 shows the percentage of score of control class in pre-test from 20 students, none of the students obtained very good score. There were students 2 (10 %) students obtained poor score and 18 (90%) students obtained very poor score.

Based on the table 1 and 2, it can be concluded that the rate percentage in pre-test for experimental class was lower than the rate percentage for control class

2. The Classification of Students' Post-test Scores in Experimental and Control Class.

Following the table shows the distribution of frequency and percentage of final score of teaching vocabulary at the second grade of MTsN Balang – Balang in post-test for experimental class and control class.

Table 3

The distribution of frequency and percentage score of Experiment class score in post test

No	Classification	Score	Frequency	Percentage
1.	Very Good	91-100	0	0%

2.	Good	76-90	3	15%
3.	Fair	61-75	13	65%
4.	Poor	51-60	4	20%
5.	Very Poor	Less than 50	0	0%
Total			20	100%

The rate percentage of score of experimental class in post-test from 20 students as table 3 above shows that there were 3 (15%) students obtained good score, 13 (65%) students obtained fair score, 4 (20%) students obtained poor score.

Table 4

The distribution of frequency and percentage score of Control class score in post-test

No	Classification	Score	Frequency	Percentage
1.	Very Good	91-100	1	5%
2.	Good	76-90	0	0%
3.	Fair	61-75	12	60%
4.	Poor	51-60	7	35%
5.	Very Poor	Less than 50	0	30%
Total			20	100%

The rate percentage of score of experimental class in post-test from 20 students as table 4 above shows that, there were 1 (5%) students obtained very good score, 12 (60%) students obtained fair score, 7 (35%) students obtained poor score.

Based on result above, it can be concluded that the rate percentage in post-test for experimental class was higher than rate percentage control class score. Although the value did not far different. It can be seen in the table 3 and 4. In Experimental

class only 4 (20%) students obtained poor score. While in control class there were 7 (35%) students obtained poor score.

3. Mean Score and Standard Deviation of Experimental Class and Control Class

After calculating the result of the students score, the mean score and standard deviation of both classes can be presented in the following table.

Table 5

The Mean Score and Standard Deviation of Experimental and Control Class

Class	Pre-test		Post-test	
	Mean Score	Standard Deviation	Mean Score	Standard Deviation
Experimental	35.25	5.72	70.25	24.65
Control	33.75	20.41	66	8.82

The table above indicated the mean score of experimental class in the pre-test was 35.25 and the standard deviation was 5.72 and the mean score of the Control class in the pre-test was 33.75 and the standard deviation was 20.41 while the mean score of experimental class in post-test was 70.25 and the standard deviation was 24.65 and the mean score of control class in the post-test was 66 and its standard deviation was 8.82. It can be concluded from both of the classes; the experimental class obtained the higher mean score in the post-test than the control class

Table 6

The mean score and standard deviation of gain score in experimental and control group

Group	Mean Score	Standard Deviation
-------	------------	--------------------

Experimental	34.5	10.59
Control	27	10.80

The table above shows that, the mean score of experimental group was 34.5 and the standard deviation of experimental group was 10.59 in gain score, while the mean score of control group was 27 and its standard deviation was 10,80 in gain score. It means that, the mean score of experimental group was higher than mean score of control group in gain score.

4. The Significant Score Between Pre Test, Post Test, and Gain of Experimental and Control Group

The significant score between pre test, post test, and gain of experimental and control group can be known by using t-test. The result of t-test can be seen in following table.

Table 7

Distribution the value of t-test and t-table in pre test

Variable	t-test value	t-table value
Pre test	0.31	2.024

The table above shows that t-test value was lower than t-table. The result of the test shows there was not significant difference between t-test and t-table ($0,31 < 2,024$). It means there was not significant difference between experimental and control group in pre test.

Table 8

Distribution the value of t-test and t-table in post test

Variable	t-test value	t-table value
Post test	0.73	2.024

The table above shows that t-test value was lower than t-table. The result of the test shows there was not significant difference between t-test and t-table ($0.73 < 2.024$). It means there was not significant difference between experimental and control group in pre test.

Table 9

Distribution the value of t-test and t-table in gain score

Variable	t-test value	t-table value
Gain score	3.704	2.024

The table above shows that t-test value was higher than t-table. The result of the test shows there was significant difference between t-test and t-table ($3.704 > 2.024$). It means there was significant difference between experimental and control group in post test.

B. Hypothesis Testing

Table 7,8 and 9 showed the result of test of significance testing. For the level of significance (p) 0.05 and the degree of freedom (df) $(N1 + N2) - 2 = (20 + 20) - 2 = 38$, showed that the value of the t-test was higher than t-table. The result of the test clearly showed that there was a significant difference between the students' score in the experimental and control class after the treatment by using children stories. It indicated that pinokio stories improved the students' Vocabulary mastery. It meant

that H1 was accepted because the t-test was higher (3.704) than t-table (2.024) while H0 was rejected. Therefore, the hypothesis of the research was accepted.

C. Discussions

Stories book Pinocchio was a suitable media used in the classroom in teaching vocabulary. This media help the students to learn a new word and they can write much vocabulary that related with the theme then it could help students to remind information that they got before and their information to connect with the topic . They worked together with their friends in pairs by doing collaboration in making summary that their read and they took turns talking disclose summary that they made. In this study, several things have been inferred logically. First, for both of classes, they were inclined to have similar problems, they had lack vocabulary. For example when they were conducting a pre-test. the most of them difficult to answer the test. Second, the subjects in Experimental class show their big desire in learning process. For instance. they were enthusiastic in learning process; they built creativity to write much vocabulary that related with the topic. Third. students in Experimental class show their improvement after used the Pinocchio book. There are 1 student obtained very good score. 3 students obtained good score. and 13 students obtained fair score. and 3 students obtained poor score.

Analysis of the mean score gap in the post-test between the Experimental and control ensures if the approach used was effective. The mean score of the Experimental class was 70.25 and 35.25 for Control class. It meant the gap of the students' score of the Experimental and Control class was 35 students. The explanation of the gap between the two classes indicated that the Experimental class showed higher improving than the Control class while the Control class scores were decreased.

To sum up, based on the result of this study, which showed the students' scores were higher after the treatment in Experimental class using book Pinocchio effective to improve their vocabulary mastery. Therefore, this media could use in

teaching English especially vocabulary. And also the researcher used Pinocchio story as the teaching media.

The implementation of book Pinocchio was in line with Al-Dersi (2013) who state that reading stories has the potential to greatly increase an English Foreign Language learners' vocabulary repertoire. The use of short-stories in English Foreign Language classrooms for developing vocabulary of English Foreign Language learners is a naturalistic, enjoyable, low-cost and highly effective method. And it should be recommended for all English Foreign Language teachers and learners. The result of this research supported Al-Dersi's statement above. It also supported by Abdul-Ameer (2014) states that the use of digital stories with young learners may facilitate their vocabulary learning and help them progressively learn the foreign language. It is also concluded that web sites for children, if appropriately selected and organized, can offer a great range of opportunities to develop their foreign language proficiency in a playful and enjoyable context. At an early stage of

language acquisition, stories can be a valuable way of contextualizing and introducing new language. Therefore, According to Maftuhah (2012) in his research by reading children short stories the students of MI. Sullamul Ma'aliy can improve their vocabulary. Most of the students are active in the learning process with high interest, and this method can affect their mastery in English vocabulary. This research was successful in improving the students' vocabulary through book Pinocchio short stories. Therefore, book Pinocchio can be alternative for teacher in teaching vocabulary which can improve and keep their vocabulary. So it can be concluded that, the implementation of book Pinocchio at the tenth grade of MTsN Balang - Balang was improved the students' vocabulary mastery.

CHAPTER V

CONCLUSIONS AND SUGGESTIONS

This chapter presents the conclusions as well as few suggestions of this study. Suggestions were taken based on findings and conclusions obtained in this research.

A. Conclusion

Based on the findings and discussions, it can be concluded that The students' vocabulary mastery taught by using Pinocchio story book the tenth grade of MTsN Balang - Balang. The result of data analysis showed that the total score of students in Experimental class in the post-test was 99725 and 88600 for Control class. In addition, the mean score in post-test for Experimental class was 70.25 and 66 for Control class. The data showed that the students' score and the students' competence in Experimental class was higher than in Control class. It meant that Book story Pinocchio more effective media than conventional strategy in teaching vocabulary at the tenth grade of MTsN Balang - Balang. And the result of the T-test for both classes in post-test was 1.65 compared to the t-table with 2.00, since the score of t-test was larger than the score of t-table, null hypothesis (H₀) was rejected and alternative hypothesis (H₁) was accepted. It meant that the Children Stories which applied in the Experimental class was effective to improve students' vocabulary mastery

B. Suggestions

In relation to the conclusion above, the researcher proposes the following offers:

1. The teacher should find out the effective strategy in teaching vocabulary because many of them still difficult in understanding material English.
2. The teacher also must evoke the students motivation in order they can more interesting to learn English.
3. The students should be good learners; they should involve themselves in the classroom and pay attention to their teacher.
4. The students should respect their teacher fully attention to the lesson for supporting the learning process running well.
5. The teacher should use many alternative strategies in teaching English especially in mastery the vocabulary so that they can be an easy in understanding the material.
6. book Pinocchio story can be suggested to use for teacher as an alternative strategy in teaching vocabulary.
7. book Pinocchio story is not only can be used for the beginner for advance itself.

8. The English teacher should be creative in developing teaching material and present the learning process enjoyable.



BIBLIOGRAPHY

- Allen, David. *Classroom Foreign Language and English as a Second Language*. New York: Hoarcour Brave Javanovich. 1997.
- Aninda, Maulina Indah. *The Use Of Multimedia In Teaching Vocabulary To The First Grade Students At Smp Muhammadiyah 7 Surakarta In 2014/2015 Academic Year” A Thesis of Universitas Muhammadiyah Surakarta. 2015.*
- Callahan, Joseph F., *Teaching in the Middle and Secondary Schools*. New York: MacMilan Publishing.1982
- Carter, Ronald and David Nunan. *Teaching English to Speakers of Other Language*. Univesity Press: Cambridge. 1987
- Education Center. Teaching Media. Retrieved from educationcenteronline.org on 2017.
- Fitratullah. *Using Alphabetic Game to Improve the Students’ Vocabulary at the First-Year Student of MAN 2 Pangkep*. A Thesis of UNM Makassar. 2004
- Gairns, R., and Redman, S. *Working with Words. A Guide to Teaching and Learning Vocabulary*. Cambridge: Cambridge University Press. 1986.
- Gay, L. R., *Educational Research: Competencies for Analysis and Application*. USA: Charles E. Merrill Publishing co. 1981.
- Good, V.C. *The Dictionary of Education*. New York: Mc. Graw Hill Book Company. 1959.
- Graves, M., & Prenn, M. Costs and Benefit of Various methods of teaching Vocabulary. *Journal of Reading* 29. 1986.
- Harmer. Jeremy. *Making Sentence*. New York. Longman Publishing Company. 1991.

- Hatch, Evelyn & Hossein Farhady. *Research. Design and Statistics for Applied Linguistics*. Los Angeles: University of California, 1982
- Hornby A. S. *Oxford Advance Learner's Dictionary of Current English*. London: Oxford University Pres. 2006.
- Legget, Glenn. *Prentice Hall Handbook for Writers*. New Jersey. 1982
- Maslaeni. *Improving the English vocabulary of the sixth grade students of SD Negeri IKIP by using scrambled Words*. A Thesis of UNM Makassar. 2002.
- Mateer, Dirk. *Using Media to Enhance Teaching and Learning*. Retrieved from serc.carleton.edu on 2017
- Penny, Ur. *A Course in Language Teaching: Practice and Theory*. New York: Cambridge University Press. 1996.
- Random House Dictionary. *Vocabulary*. Retrieved from www.dictionary.com on 2017.
- Schaill, William. 1967. *Seven Days to Faster Reading*. New York: Paper Back Library.
- Setyowati, Neni Tri. *The Effectiveness Word Wall Media In Teaching Vocabulary on the Seventh Grade Students at MTsN Bandung Tulungagung*". A Thesis of IAIN Tulungagung. 2015.
- Sugiyono. *Metode Penelitian Pendidikan. Cet. Ke-20*. Bandung: Alfabeta, 2014.
- Van Els, Theo. *Applied Linguistics and the Learning and Teaching of Foreign Languages*. New York:Chapman and Hall. 1984.
- Webster, Noah. *Webster Twenty Century of English Language*. New York: Simon and Sthucher. 1983.
- Wikipedia. *Adventure of Pinocchio*. Retrieved from Wikipedia.com on 2017.

APPENDIX A

The Row Score of the Student's Pre-test and Post-test

In Experimental Group

No	Respondents	Pre-test		Post-test	
		Score (X)	X_1^2	Score (X)	X_1^2
1	Hardianti	35	1225	80	6400
2	WahyuRamadan	30	900	80	6400
3	RaisyarPinasti	40	1600	70	4900
4	Muh. Ibrahim Parema	35	1225	60	3600
5	Muh. Ferdi	35	1225	85	7225
6	NurwindaYulianti	30	900	60	3600
7	FitriRahmadaniZakir	45	2025	70	4900
8	ChairunnisaFaradika	30	900	75	5625
9	AmrestiaMaulida	35	1225	60	3600
10	Muh. Rifki	25	625	70	4900
11	NurRamsilNasrum	30	900	75	5625
12	ReskiAwal	40	1600	65	4225
13	AkhiraRaisya	35	1225	65	4225
14	Ana Maulida	45	2025	70	4900
15	Hardianti	30	900	75	5625
16	AslanHakim	30	900	70	4900
17	ReskiAmalia	35	1225	75	5625
18	Farah Dilla	40	1600	75	5625
19	SriRahayuPutri	35	1225	60	3600
20	AwirPutra	45	2025	65	4225
Total		705	25475	1405	99725

APPENDIX B

The Row Score of the Student's Pre-test and Post-test

In Control Group

No	Respondents	Pre-test		Post-test	
		Score (X)	X_1^2	Score (X)	X_1^2
1	Muh. Dirga	55	3025	60	3600
2	Wahyudi	40	1600	60	3600
3	SitiNurkhairani	35	1225	75	5625
4	Salsa Bila	35	1225	65	4225
5	Muh. Iksan	40	1600	65	4225
6	Rahmi	55	3025	95	9025
7	Asmiranda	40	1600	65	4225
8	Muh.Iksan	45	2025	55	3025
9	Eva Ariyanti	35	1225	70	4900
10	M. Imam	35	1225	65	4225
11	Abd.SuryePratama	30	900	75	5625
12	NurulFebriyani	35	1225	60	3600
13	St. NurmayaAbbas	45	2025	55	3025
14	Nadia AulianiZatriah	35	1225	60	3600
15	MasraAlani	30	900	65	4225
16	NurAzisa	30	900	65	4225
17	NurulLutfiaSardiana	40	1600	70	4900
18	St. Kadijah	35	1225	60	3600
19	Vera Vebrianti	45	2025	70	4900
20	Muh. Putra Abadi	30	900	65	4225
Total		770	30700	1320	88600

APPENDIX C

The Mean Score of Experimental Group and Control Group

A. Experimental Group

1. Pre-test

$$\bar{X}_1 = \frac{\sum X}{N}$$

$$\bar{X}_1 = \frac{705}{20}$$

$$\bar{X}_1 = 35,25$$

2. Post-test

$$\bar{X}_1 = \frac{\sum X}{N}$$

$$\bar{X}_1 = \frac{1405}{20}$$

$$\bar{X}_1 = 70,25$$

B. Control Group

1. Pre-test

$$\bar{X}_2 = \frac{\sum X}{N}$$

$$\bar{X}_2 = \frac{770}{20}$$

$$\bar{X}_2 = 38,5$$

2. Post-test

$$\bar{X}_2 = \frac{\sum X}{N}$$

$$\bar{X}_2 = \frac{1320}{20}$$

$$\bar{X}_2 = 66$$



APPENDIX D

Standard Deviation of Experimental Group and Control Group

A. Experimental Group

1. Pre-test

$$SD = \sqrt{\frac{SS_1}{n-1}}$$

$$\text{Where : } SS_1 = \sum X_1^2 - \frac{(\sum X)^2}{n}$$

$$SS_1 = 25475 - \frac{(705)^2}{20}$$

$$SS_1 = 25475 - \frac{497025}{20}$$

$$SS_1 = 25475 - 24851,25$$

$$SS_1 = 623,75$$

$$SD = \sqrt{\frac{SS_1}{n-1}}$$

$$SD = \sqrt{\frac{623,75}{20-1}}$$

$$SD = \sqrt{\frac{623,75}{19}}$$

$$SD = \sqrt{32,83}$$

$$SD = 5,73$$

2. Post-test

$$SD = \sqrt{\frac{SS_1}{n-1}}$$

$$\text{Where : } SS_1 = \sum X_1^2 - \frac{(\sum X)^2}{n}$$

$$SS_1 = 99725 - \frac{(1405)^2}{20}$$

$$SS_1 = 99725 - \frac{1974025}{20}$$

$$SS_1 = 99725 - 98701,25$$

$$SS_1 = 1023,75$$

$$SD = \sqrt{\frac{SS_1}{n-1}}$$

$$SD = \sqrt{\frac{1023,75}{20-1}}$$

$$SD = \sqrt{\frac{1023,75}{19}}$$

$$SD = \sqrt{53,88}$$

$$SD = 7,34$$

B. Control Group

1. Pre-test

$$SD = \sqrt{\frac{SS_2}{n-1}}$$

$$\text{Where : } SS_2 = \sum X_2^2 - \frac{(\sum X)^2}{n}$$

$$SS_2 = 30700 - \frac{(770)^2}{20}$$

$$SS_2 = 30700 - \frac{592900}{20}$$

$$SS_2 = 30700 - 29645$$

$$SS_2 = 1055$$

$$SD = \sqrt{\frac{SS_2}{n-1}}$$

$$SD = \sqrt{\frac{1055}{20-1}}$$

$$SD = \sqrt{\frac{1055}{19}}$$

$$SD = \sqrt{55,53}$$

$$SD = 7,45$$

2. Post-test

$$SD = \sqrt{\frac{SS_2}{n-1}}$$

$$\text{Where : } SS_2 = \sum X_2^2 - \frac{(\sum X)^2}{n}$$

$$SS_2 = 88600 - \frac{(1320)^2}{20}$$

$$SS_2 = 88600 - \frac{1742400}{20}$$

$$SS_2 = 88600 - 87120$$

$$SS_2 = 1480$$

$$SD = \sqrt{\frac{SS_2}{n-1}}$$

$$SD = \sqrt{\frac{1480}{20-1}}$$

$$SD = \sqrt{\frac{1480}{19}}$$

$$SD = \sqrt{77,9}$$

$$SD = 8,83$$

APPENDIX E

The Significance Different

A. Pre-test

$$\bar{X}_1 = 35,25 \quad SS_1 = 623,75$$

$$\bar{X}_2 = 33,5 \quad SS_2 = 1055$$

1. t-Test

$$t = \frac{\bar{X}_1 - \bar{X}_2}{\sqrt{\left(\frac{SS_1 + SS_2}{n_1 + n_2 - 2}\right) \left(\frac{1}{n_1} + \frac{1}{n_2}\right)}}$$

$$t = \frac{35,25 - 33,5}{\sqrt{\left(\frac{623,75 + 1055}{20 + 20 - 2}\right) \left(\frac{1}{20} + \frac{1}{20}\right)}}$$

$$t = \frac{3,25}{\sqrt{\left(\frac{1678,75}{38}\right) \left(\frac{2}{20}\right)}}$$

$$t = \frac{3,25}{\sqrt{(44,18)(0,1)}}$$

$$t = \frac{3,25}{4,42}$$

$$t = \frac{3,25}{2,1}$$

$$t = 1,548$$

2. t-Table

For level of significance () = 0,05

Degree of freedom (df) = (N₁ + N₂) - 2 = (20 + 20) - 2 = 38

t-Table = 2,024

B. Post-test

$$\bar{X}_1 = 70,25$$

$$SS_1 = 1023,75$$

$$\bar{X}_2 = 66$$

$$SS_2 = 1480$$

1. t-Test

$$t = \frac{\bar{X}_1 - \bar{X}_2}{\sqrt{\left(\frac{SS_1 + SS_2}{n_1 + n_2 - 2}\right)\left(\frac{1}{n_1} + \frac{1}{n_2}\right)}}$$

$$t = \frac{70,25 - 66}{\sqrt{\left(\frac{1023,75 + 1480}{20 + 20 - 2}\right)\left(\frac{1}{20} + \frac{1}{20}\right)}}$$

$$t = \frac{4,25}{\sqrt{\left(\frac{2503,75}{38}\right)\left(\frac{2}{20}\right)}}$$

$$t = \frac{4,25}{\sqrt{(65,89)(0,1)}}$$

$$t = \frac{4,25}{\sqrt{6,59}}$$

$$t = \frac{4,25}{2,57}$$

$$t = 1,65$$

2. t-Table

For level of significance (α) = 0,05

Degree of freedom (df) = (N1 + N2) - 2 = (20 + 20) - 2 = 38

t-Table = 2,024

APPENDIX F

The Distribution of t-table

Df	Level of significance for one – tailed test					
	0.10	0.05	0.025	0.01	0.005	0.0005
	Level of significance for two – tailed test					
	0.20	0.10	0.05	0.025	0.01	0.001
1.	3.078	6.314	12.706	31.821	63.657	636.619
2.	1.886	2.920	4.303	6.965	9.926	31.598
3.	1.638	1.353	3.182	4.541	5.841	12.941
4.	1.533	2.132	2.776	3.747	4.604	8.610
5.	1.476	2.015	2.371	3.365	4.032	6.859
6.	1.440	1.943	2.447	3.143	3.707	5.959
7.	1.415	1.895	2.365	2.998	3.499	5.405
8.	1.397	1.860	2.306	2.898	3.355	5.041
9.	1.383	1.833	2.262	2.821	3.250	4.781
10.	1.372	1.812	2.226	2.764	3.169	4.587
11.	1.363	1.796	2.201	2.718	3.106	4.437
12.	1.356	1.782	2.179	2.681	3.055	4.38
13.	1.350	1.771	2.160	2.650	3.120	4.221
14.	1.345	1.761	2.145	2.624	2.977	4.140
15.	1.341	1.753	2.131	2.604	2.947	4.073
16.	1.337	1.746	2.120	2.583	2.921	4.015
17.	1.333	1.740	2.110	2.567	2.898	3.965
18.	1.330	1.734	2.101	2.552	2.878	3.922
19.	1.328	1.729	2.093	2.539	2.861	3.883
20.	1.325	1.725	2.086	2.528	2.845	3.850
21.	1.323	1.721	2.080	2.518	2.931	3.819
22.	1.321	1.717	2.074	2.508	2.819	3.792
23.	1.319	1.714	2.690	2.500	2.807	3.767
24.	1.318	1.711	2.640	2.492	2.797	3.745
25.	1.316	1.708	2.060	2.485	2.787	3.425
26.	1.315	1.706	2.056	2.479	2.79	3.707
27.	1.314	1.703	2.052	2.473	2.771	3.960

28.	1.313	1.701	2.048	2.467	2.763	3.674
29.	1.311	1.699	2.045	2.462	2.756	3.659
30.	1.310	1.697	2.042	2.457	2.750	3.646
30.	1.309	1.695	2.069	2.453	2.744	3.633
32.	1.308	1.693	2.037	2.449	2.738	3.621
33.	1.307	1.692	2.034	2.445	2.733	3.610
34.	1.307	1.690	2.032	2.441	2.723	3.601
35.	1.306	1.689	2.030	2.438	2.719	3.593
36.	1.305	1.688	2.028	2.434	2.715	3.588
37.	1.304	1.687	2.026	2.431	2.711	3.581
38.	1.304	1.686	2.024	2.428	2.707	3.575
39.	1.303	1.684	2.022	2.426	2.704	3.570
40.	1.303	1.683	2.021	2.423	2.704	3.551
60.	1.298	1.671	2.000	2.390	2.660	3.460
120	1.281	1.658	2.980	2.358	2.617	3.373
X	1.282	1.645	1.960	2.326	2.576	3291

APPENDIX G

LESSON PLAN

Level : Junior High School

Subject : English

Class : VIII/4

School : MTs Madani Alauddin

Time : 2 x 70 minutes

I. Standard Competence

The students are able to comprehend and memorize some vocabularies related to their daily life.

II. Basic Competence

The students are able to recognize the meaning of new vocabulary and use them in daily life.

III. Indicators

1. Identifying new English vocabulary based on the topic.
2. Identifying the meaning of the words related to the topic

IV. Objectives

1. Students are able to express the meaning of the words related to the topic.
2. Students are able to make sentences with the words based on the topic.

V. Material

Narrative text

VI. Method and Technique of Teaching

Book history Pinocchio

VII. Teaching and Learning Activities

Teacher's Activities	Students Activities
----------------------	---------------------

<p>Pre-activities</p> <ol style="list-style-type: none"> 1. Greeting the students 2. Ask the students to praying together 3. Checking students' attendance <p>While Activities :</p> <ol style="list-style-type: none"> 1. Introducing the topic to the students. 2. Giving some question based on the topic. 3. Asking the students to choose their pairs or group. 4. Teacher gives the material to the pairs and ask them to read the material. 5. Asking the students to make a list of difficult word from the material that their read. 6. Asking the students who will be as speaker and listener to read the list of word that have made by the pairs. <p>Post Activities</p> <ol style="list-style-type: none"> 1. Asking the students to retell the words that related to the topic. 2. Giving the feedback by asking some question related to the topic. 3. Asking the students to ask if they have any difficulties on the lesson being taught, 4. Giving reflection about the topic. 5. Ending the class by saying goodbye. 	<p>Pre-activities</p> <ol style="list-style-type: none"> 1. Responding to the greeting 2. Praying together 3. Showing the attendance <p>While Activities</p> <ol style="list-style-type: none"> 1. Listening and pay attention 2. Answering the questions given by the teacher. 3. They decide who their pairs and sit with them. 4. Each pairs read the material. 5. After the pairs read the material, they make summary with their pairs. 6. Each pairs decide who will be a speaker and a listener to presentate their summary. <p>Post Activities</p> <ol style="list-style-type: none"> 1. Retelling the words that have been taught. 2. Answering the question. 3. Asking question if they find any difficulties on the lesson being taught. 4. Listening to the teacher explanation. 5. Responding the teacher leave taking.
---	---

VIII. Source Material

- English Dictionary
- An English text book for eight grade of junior high school (LKS)

IX. Evaluation

- Type of test : Written test
- Form of test : Multiple choice test and Completion te

X. Assessment

Write 10 words and the meaning new words that have you got today



APPENDIX G
LESSON PLAN

Level : Junior High School

Subject : English

Class : VIII/5

School : MTs Madani Alauddin

Time : 2 x 70 minutes

XI. Standard Competence

The students are able to comprehend and memorize some vocabularies related to their daily life.

XII. Basic Competence

The students are able to recognize the meaning of new vocabulary and use them in daily life.

XIII. Indicators

3. Identifying new English vocabulary based on the topic.
4. Identifying the meaning of the words related to the topic

XIV. Objectives

3. Students are able to express the meaning of the words related to the topic.
4. Students are able to make sentences with the words based on the topic.

XV. Material

Narrative text

XVI. Method and Technique of Teaching

Book history Pinocchio

XVII. Teaching and Learning Activities

Teacher's Activities	Students Activities
<p>Pre-activities</p> <ol style="list-style-type: none"> 4. Greeting the students 5. Ask the students to praying together 6. Checking students' attendance <p>While Activities :</p> <ol style="list-style-type: none"> 7. Introducing the topic to the students. 8. Giving some question based on the topic. 9. Asking the students to choose their pairs or group. 10. Teacher gives the material to the pairs and ask them to read the material. 11. Asking the students to make a list of difficult word from the material that their read. 	<p>Pre-activities</p> <ol style="list-style-type: none"> 4. Responding to the greeting 5. Praying together 6. Showing the attendance <p>While Activities</p> <ol style="list-style-type: none"> 7. Listening and pay attention 8. Answering the questions given by the teacher. 9. They decide who their pairs and sit with them. 10. Each pairs read the material. 11. After the pairs read the material, they make summary with their pairs. 12. Each pairs decide who will be a speaker and a listener to presentate

<p>12. Asking the students who will be as speaker and listener to read the list of word that have made by the pairs.</p> <p>Post Activities</p> <p>6. Asking the students to retell the words that related to the topic.</p> <p>7. Giving the feedback by asking some question related to the topic.</p> <p>8. Asking the students to ask if they have any difficulties on the lesson being taught,</p> <p>9. Giving reflection about the topic.</p> <p>10. Ending the class by saying goodbye.</p>	<p>their summary.</p> <p>Post Activities</p> <p>6. Retelling the words that have been taught.</p> <p>7. Answering the question.</p> <p>8. Asking question if they find any difficulties on the lesson being taught.</p> <p>9. Listening to the teacher explanation.</p> <p>10. Responding the teacher leave taking.</p>
--	--

XVIII. Source Material

- English Dictionary
- An English text book for eight grade of junior high school (LKS)

XIX. Evaluation


- Type of test : Written test
- Form of test : Multiple choice test and Completion test

XX. Assessment

Write 10 words and the meaning new words that have you got today

APPENDIX H

*Instrument of the Research**Pre test***Multiple choice test.**

- 
1. I ... a beautiful girl in the Bus when I went to Japan.
- a. Saw
 - b. See
 - c. Show
 - d. Shown
2. The people ... to the cinema to see the movie yesterday.
- a. Go
 - b. Went
 - c. Watched
 - d. Play
3. Obama ... Bush in President of USA voting 5 years ago.
- a. Beat
 - b. Beaten
 - c. Bat
 - d. Bit
4. Kristine Hakim was a good actress, she often....
- a. Sang a song
 - b. Played badminton
 - c. Played in a national movie
 - d. Danced
5. He..... late at Gajah Mada Theatre, because he took a bus.
- a. Came
 - b. Wanted
 - c. Played
 - d. Worked

II. Complete the dialogue correctly with the key words below.

Rian and Andi are talking about the programme that Andi saw last night.

Andi : “ Did you see the wildlife programme last night ?”

Rian : “No. I ... (6), I was slept. Did you watch it?”

Andi : “Yes, I ... (7).

Rian : “ Oh My God. What was it about?”

Andi : “It was about the whale, the largest animal”.

Rian : “ Did you say that the whale was the largest animal?”

Andi : “Yes. It ... (8) me really want to go to the zoo”

Rian : “Had you gone to the zoo”.

Andi : Yes, I had. I ... (9) to the zoo with my families last year”.

Rian : Wow, could you tell me more about it?”

Andi : “Well, apart from the size, the whales did not belong to the fish group”.

Rian : “Really? But they (10) in the water?”

Andi : “Yes it is true, But the whales are members of mammal family”.

Key words

- Lived
- Did
- Went
- Did not
- Made

III. Complete the dialogue correctly with the words below.

a. English to Bahasa

11. Bought :
12. Found :
13. Said :
14. Spoke :
15. Called :

b. Bahasa to English (past form)

16. Membuka :
17. Menutup :
18. Memakan :
19. Meminum :
20. Menonton :



APPENDIX I

Documentation of Research



UNIVERSITAS ISLAM NEGERI
ALAUDDIN
M A K A S S A R





UNIVERSITAS ISLAM NEGERI
ALAUDDIN
M A K A S S A R