

**THE USE OF FICTION AND NONFICTION TEXT IN
READING COMPREHENSION (A COMPARATIVE
STUDY AT THE SECOND YEAR STUDENTS
OF SMAN 8 GOWA)**



**Submitted in Partial Fulfillment of the Requirement for the Degree of
Bachelor of Education in English Education Department of
Tarbiyah and Teacher Training Faculty of
UIN Alauddin Makassar**

By

ARSI HARUNA

Reg. Number 20400114024

**ENGLISH EDUCATION DEPARTMENT
FACULTY OF TARBIYAH AND TEACHER TRAINING
ALAUDDIN STATE ISLAMIC UNIVERSITY OF MAKASSAR
2019**

PERNYATAAN KEASLIAN SKRIPSI

Mahasiswa yang bertanda tangan di bawah ini:

Nama : Arsi Haruna
NIM : 20400114024
Tempat/Tgl.Lahir : Polewali Mandar, 21 Desember 1995
Jur/ Prodi/ Konsentrasi : Pendidikan Bahasa Inggris
Fakultas/ Program : Tarbiyah dan Keguruan/ S1
Alamat : Jl. Poros STPP Perum Samata Residence
Judul : *The Use of Fiction and Nonfiction Text in Reading Comprehension (A Comparative Study at the Second Year Students of SMAN 8 Gowa)*

menyatakan dengan sesungguhnya dan penuh kesadaran bahwa skripsi ini adalah hasil karya sendiri. Jika di kemudian hari terbukti bahwa ia merupakan duplikat, tiruan, plagiat, atau buatan orang lain, sebagian atau seluruhnya, maka skripsi yang di peroleh karenanya batal demi hukum.

UNIVERSITAS ISLAM NEGERI

ALAUDDIN
MAKASSAR

Makassar, 28 Februari 2019

Penyusun,



Arsi Haruna

NIM. 20400114024

PERSETUJUAN PEMBIMBING


Pembimbing penulisan skripsi saudara Arel Haruna NIM. 20400114024, mahasiswa Jurusan Pendidikan Bahasa Inggris pada Fakultas Tarbiyah dan Keguruan UIN Alauddin Makassar, setelah dengan seksama meneliti dan mengoreksi skripsi yang bersangkutan dengan judul *"The Use of Fiction and Nonfiction Text in Reading Comprehension (A Comparative Study at the Second Year Students of SMAN 8 Gowa)"*, memandang bahwa skripsi tersebut telah memenuhi syarat-syarat ilmiah dan dapat disetujui untuk diajukan ke sidang muqasyah.

Demikian persetujuan ini diberikan untuk dipergunakan dan diproses selanjutnya.

Makassar, 01 Februari 2019


UNIVERSITAS ISLAM NEGERI

Pembimbing I



Dr. H. M. Rusdi T. M. Ag.
NIP. 19661215 199403 1 006

Pembimbing II



Dr. Hj. Mardiana, M.Hum.
NIP. 19690815 199903 2 001

PENGESAHAN SKRIPSI

Skripsi berjudul *"The Use of Fiction and Nonfiction Text in Reading Comprehension (A Comparative Study of the Second Year Students of SMAN 8 Gowa)"*, yang disusun oleh Arsl Haruna, NIM: 20400114024, mahasiswa Jurusan Pendidikan Bahasa Inggris Fakultas Tarbiyah dan Keguruan UIN Alauddin Makassar, telah diuji dan dipertahankan dalam sidang munaqasyah yang diselenggarakan pada hari Kamis, tanggal 28 Februari 2019 M Bertepatan dengan tanggal 23 Jumadil Akhir 1440 H, dinyatakan telah dapat diterima sebagai salah satu syarat untuk memperoleh gelar Sarjana dalam Ilmu Pendidikan, Jurusan Pendidikan Bahasa Inggris dengan beberapa perbaikan.

Gowa, 28 Februari 2019 M.
23 Jumadil Akhir 1440 H.

DEWAN PENGUJI: (Nomor: 3550 Tahun 2019)

Ketua Sidang	: Dr. Muljono Damopolli, M.Ag.	(.....)
Sekretaris Sidang	: Dr. Hamka, M.Th.I.	(.....)
Munaqisy I	: Dr. H. Nur Asik, M.Hum.	(.....)
Munaqisy II	: Dr. Kamsinah, M.Pd.I.	(.....)
Pembimbing I	: Dr. H. M. Rusdi I, M.Ag.	(.....)
Pembimbing II	: Dr. Hj. Mardiana, M.Hum.	(.....)

Diketahui oleh:

Dekan Fakultas Tarbiyah dan Keguruan
UIN Alauddin Makassar

Dr. H. Muhammad Anri, Lc., M.Ag.
NIP. 19730120 200312 1 001

ACKNOWLEDGEMENTS



Alhamdulillah Robbil Alamin. The researcher expresses her highest gratitude to the almighty Allah SWT, who has given His blessing, mercy, health, and inspiration to complete this thesis. Salam and Shalawat are due to the highly chosen Prophet Muhammad saw, His families and followers until the end of the world.

The researcher also considers that in writing this thesis, many people have also contributed their valuable guidance, assistance, and advices for his completion of this thesis, they are: the researcher's beloved parents **Alm. Haruna Ali and Nurmiah Ahmad**, they are the researcher's biggest motivator to finish this thesis. The other supporters are the researcher's siblings, **Hanna Haruna** and **Muntasan Haruna** for their prayer, financial, motivation and sacrificed for her success, and their love sincerely and purely without time.

1. **Prof. Dr. H. Musafir Pababbari, M.Si.**, as the Rector of Alauddin State Islamic University of Makassar.
2. **Dr. H. Muhammad Amri, Lc., M.Ag.**, the Dean of Tarbiyah and Teaching Science Faculty of UIN Alauddin Makassar.
3. **Dr. Kamsinah, M.Pd.I** and **Sitti Nurpahmi, S. Pd., M. Pd** as the Head and Secretary of English Education Department of Tarbiyah and Teaching Science Faculty of UIN Alauddin Makassar.
4. **Dr. H. M. Rusdi T, M. Ag** as the first consultant and **Dr. Hj. Mardiana, M. Hum** as the second consultant who have given their really valuable

time, patience, support, assistance, advice and guidance for the researcher during the writing process of this thesis.

5. **Dr. Andi Kaharuddin, S. IP, M. Hum, Indah Fadilah Rahman, S.Pd.I., M. Hum, and Nur Aliyah Nur, S.Pd.I., M.Pd** for their corrections and suggestions to help the researcher during the writing process of this thesis.
6. The most profound thanks addressed to all the lecturers of English Education Department and all the staffs of Tarbiyah and Teaching Sciences faculty at Alauddin State Islamic University of Makassar for their multitude of lesson, support and guidance during the researchers' studies.
7. High and sincere appreciation to the Headmaster of SMAN 8 GOWA **Islamuddin Daud, S.Pd., M.Pd** for the opportunity to do the research in his school and special thanks to English Teacher of SMAN 8 GOWA **St. Rahmini., S.Ag and Rahmah Radjab., S.Pd.**
8. The researcher's other supporters **Nurkhairat Amaliyah, Aulia Nurul Adiyah, Nur Intan Natsir, Radhiyatul Jamilah, Nurkhalisa, and St. Agustina** who have given the researcher spirit, motivation, and comfort in writing this thesis.
9. Special thanks to researcher's beloved classmates in **PBI 1 and PBI 2** and all friends in **PBI 2014** who could not be mentioned here. Thanks for sincere friendship and assistance during the writing of this thesis

10. All of the people the researcher could not mentioned one by one. The researcher's life is so blessed because God brought all those people to researcher's life.

10. All of the people the researcher could not mentioned one by one. The researcher's life is so blessed because God brought all those people to researcher's life.

The researcher realizes that the writing of this thesis is far from perfection. Remaining errors are the researcher's own; therefore, constructive criticisms and suggestions will be highly appreciated. May all the efforts are blessed by Allah SWT. Amen.

Makassar, 28 Februari 2019

The researcher,



Arsl Haruna

NTM.20400114024

UNIVERSITAS ISLAM NEGERI
ALAUDDIN
M A K A S S A R

S

LIST OF CONTENTS

COVER PAGE	i
PERNYATAAN KEASLIAN SKRIPSI.....	ii
PERSETUJUAN PEMBIMBING	iii
PENGESAHAN SKRIPSI.....	iv
ACKNOWLEDMENTS	v
LIST OF CONTENTS	viii
LIST OF TABLES	x
LIST OF PICTURES.....	xi
LIST OF APPENDICES	xii
ABSTRACT.....	xiii
CHAPTER I INTRODUCTION	1
A. Background	1
B. Problem Statements	5
C. Hypothesis.....	5
D. Objectives of The Research	6
E. Research Significances	6
F. Scope of Research.....	7
G. Operational Definition of Terms.....	7
CHAPTER II REVIEW OF RELATED LITERATURE	8
A. Some Previous of Related Research Findings	8
B. Some Pertinent Ideas.....	10
1. Reading Comprehension.....	10
2. Fiction and Nonfiction	19
C. Conceptual Framework.....	25
CHAPTER III RESEARCH METHOD	26
A. Research Method	26
B. Subject of Research.....	26
C. Time and Place of Research.....	28
D. Instrument	28
E. Procedure of Collecting Data.....	30
F. Technique of Analysis Data.....	30
CHAPTER IV FINDINGS AND DISCUSSION	33
A. Findings.....	33
B. Discussion	42

CHAPTER V CONCLUSION AND SUGGESTION

A. Conclusions	44
B. Suggestions	45

BIBLIOGRAPHY	46
---------------------------	----

APPENDICES	49
-------------------------	----



LIST OF TABLES

Table 2.1 the Number of Population	26
Table 2.2 Analyzing Students' Correct Answer.....	29
Table 2.3 Answer Score of Each Item	30
Table 2.4 Classification of the Students' Score	31
Table 3.1 the Rate Percentage of Students' Score in Fiction Test.....	33
Table 3.2 the Rate Percentage of Students' Score in Nonfiction Test.....	34
Table 3.3 the Mean Score and Standard Deviation of Fiction and Nonfiction.....	35
Table 3.4 Paired-Samples T-test.....	35
Table 4.1 the Questionnaire Statistics of Students Reading Preference in SMAN 8 Gowa.....	36
Table 4.2 the Questionnaire Statistics of Students' Book Genre Preference in SMAN 8 Gowa.....	37
Table 4.3 the Questionnaire Statistics of Students Purpose in Reading	37
Table 4.4 the Questionnaire Statistics of Students Reason in Learning English.....	38

LIST OF PICTURES

Picture 3.1 the Frequency of Students' Preference in Reading Fiction and Nonfiction.....	38
Picture 3.2 the Percentage of Students Preference in Reading Fiction and Nonfiction.....	39
Picture 3.3 the Frequency of Students Preference in Book Genres.....	39
Picture 3.4 the Percentage of Students Preference in Book Genres.....	40
Picture 3.5 the Frequency of Students Purpose in Reading	40
Picture 3.6 the Percentage of Students Purpose in Reading	41
Picture 3.7 the Frequency of Students Reason in Learning English	41
Picture 3.8 the Percentage of Students Reason in Learning English	42



LIST OF APPENDICES

Appendix A the Raw Score of Students' Reading Test in Fiction	49
Appendix B the Raw Score of Students' Reading Test in Nonfiction	51
Appendix C the Percentage of Students' Score in Fiction and Nonfiction ...	53
Appendix D the Mean Score of Fiction and Nonfiction.....	55
Appendix E Standard Deviation of Fiction and Nonfiction	57
Appendix F the Significant Difference	58
Appendix G Distribution of t	59
Appendix H the Raw Score of Questionnaire.....	61
Appendix I the Frequency of Questionnaire	67
Appendix J the Percentage of Questionnaire	71
Appendix K Fiction Reading Test	75
Appendix L Nonfiction Reading Test.....	78



ABSTRACT

Name : Arsi Haruna
Reg. Number : 20400114024
Department : English Education
Faculty : Tarbiyah and Teaching Science
Title : *The Use of Fiction and Nonfiction Text in Reading Comprehension (A Comparative Study at the Second Year Students of SMAN 8 Gowa)*
Consultant I : Dr. H. M. Rusdi T, M.Ag.
Consultant II : Dr. Hj. Mardiana, M.Hum.

This research aimed to examine students reading comprehension and interest of second year students of SMAN 8 Gowa.

The researcher used comparative design with two kinds reading involved. They were fiction and nonfiction, which given to one group sample to find out students' reading comprehension. The samples of this research were 35 students of second grade of SMAN 8 Gowa.

There were two instruments the researcher used in this research. They were reading test and questionnaire. The reading test which consisted of 20 questions aimed to compare the students' reading comprehension between fiction and nonfiction, meanwhile the questionnaire was used to determine the students reading preference and opinion about reading and English in general. The questionnaire was also used to corroborate the data from the test.

The findings of this research showed that there is significant difference between fiction and nonfiction in increasing students' reading comprehension. The mean score of students reading test in fiction was higher (70.77) than nonfiction (52.74). The result was also supported by the percentage of questionnaire showed that the students preferred fiction (85.71%) than nonfiction (54.21%) as reading material.

Based on the research findings, the researcher concluded that giving fiction as reading material to students will enhance students reading comprehension more than nonfiction. The reason why the students preferred fiction than nonfiction as reading material is fiction can stimulate the students to read more due to being an authentic material and worked with students' imagination. For further reason, fiction also enhances the ability to detect and understand other people's emotions, so that the students could navigate their social relationship in a better way.

CHAPTER I

INTRODUCTION

A. Background

Reading is one of the skill with listening, speaking, and writing which the students need to be mastered in language learning. The ability to read and to extract meaning from text is a fundamental skill necessary for most forms of personal learning, intellectual growth, and educational attainment (United Nations Educational, Scientific and Cultural Organization, 2010). Yet many students struggle with effectively comprehending what they read.

Learning to read well is a long-term developmental process. At the end point, the proficient adult reader can read a variety of materials with ease and interest, can read for varying purposes, and can read with comprehension even when the material is neither easy to understand nor intrinsically interesting. Reading is not a straightforward process of lifting the words off the page. It is a complex problem-solving process in which the reader makes sense out of a text not just from the words and sentences on the page, but from ideas, memories, and knowledge evoked by those words and sentences as well as experience. The process of reading deals with language form, while comprehension has to do with the final result, which deals with the language content. Furthermore, reading establishes a link between the writer and the reader. It involves the recognition of words, phrases, and clauses, and in some respects, it can be considered a simpler process than comprehension (He Ji Sheng, 2000).

Conferring to Snow (2002), comprehension is the process of eliciting and making meaning through interaction and involvement with written language. McNamara and Magliano (2009) emphasized that this process is a task of both reader and text factors that happen within a larger social context. Duke (2003) stated that comprehension is a process in which readers make meaning by interacting with text through the combination of prior knowledge and previous experience, information in the text, and the views of readers related to the text.

Moreover, reading is a very first command Prophet Muhammad SAW received from on High. The significance of this order is expressed in QS. Alaq (verse 1-5) namely:

In the name of God, the Gracious, the Merciful.

1. Read: In the Name of your Lord who created.
2. Created man from a clot.
3. Read: And your Lord is the Most Generous.
4. He who taught by the pen.
5. Taught man what he never knew.

بِسْمِ اللَّهِ الرَّحْمَنِ الرَّحِيمِ
 اقْرَأْ بِاسْمِ رَبِّكَ الَّذِي خَلَقَ
 خَلَقَ الْإِنْسَانَ مِنْ عَلَقٍ
 اقْرَأْ وَرَبُّكَ الْأَكْرَمُ
 الَّذِي عَلَّمَ بِالْقَلَمِ
 عَلَّمَ الْإِنْسَانَ مَا لَمْ يَعْلَمْ

One of the education problems in Indonesia is the lack of student's interest in reading. This lack of interest induces to students' reading comprehension. The students nowadays have a very low interest in reading. This is the teacher's duty to find the solution to overcome this problem. One of the way to grab students' interest in reading is by giving the students the new materials of reading in the class.

Torgesen (1998) stated that 75% of children who were poor readers in the 3rd grade remained poor readers in the 9th grade and could not read well when they became adults. Recent research and popular media provide conflicting reports about whether the United States is facing a literacy crisis. The National Endowment for the Arts, in 2004, proclaimed a serious decline in reading among young people (as cited in Fialkoff). According to the study, since 1982, younger adults (age 18 to 34) have shifted from being the group most likely to read to being the group least likely to read; second only to those 65 and older.

The *Reading at Risk* study, issued in 2004 by the National Endowment for the Arts (NEA), indicated that fewer than half of the adult population in the United States read in their leisure time. The report also noted that barely more than one-third of males read literature. Literature, as defined in the NEA study, included novels, short stories, plays, and poetry. The study was widely criticized by school librarians, professors, and academics for focusing only on this narrow definition of literature. This study found that reading literature has declined among all age groups, education levels, and ethnic groups by 14%. The study also finds that the declines in leisure reading have civic, social, and economic implications. American 15-year-olds ranked 15th in average reading scores for 31 industrialized nations, behind Poland, Korea, France, and Canada. Sunil Iyengar, NEA Director of Research and Analysis, notes that the reading of literary declined for both genders, among all education levels, and in almost all age groups. Declines were steepest in young adults, accelerating at a greater rate than the general population.

Pursuing this further, Indonesia is the second-least literature nation in the world in a list of 61 measurable countries based on The World's Most Literate Nations. This study is conducted by Central Connecticut State University in New Britain, Connecticut, United States and released in 2016. The World's Most Literate Nations (WMLN) ranks nations on—not their populace's ability to read but rather—their populace's literate behaviors and their supporting resources. The rankings are based on five categories standing as indicators of the literate health of nations: libraries, newspapers, education inputs and outputs, and computer availability. This multidimensional approach to literacy speaks to the social, economic, and governmental powers of nations around the globe.

Also, John W. Miller, president of Central Connecticut State University explained that the factors they examined present a complex and nuanced portrait of a nation's cultural vitality, and what the rankings strongly suggest and world literacy demonstrates is that these kinds of literate behaviors were critical to the success of individuals and nations in the knowledge-based economics that define our global future.

The researcher found at the second year students' of SMAN 8 Gowa has the same problem in reading. Most of the students in that class have low interest when it comes to reading. They tend to read text fluently but miss the meaning, so when they are asked to explain about what they have read, they are having troubles to do it.

Based on the description above, the researcher is inspired to conduct a research with the title *“The Use of Fiction and Nonfiction Text in Reading Comprehension (A Comparative Study at the Second Year Students of SMAN 8 Gowa)”*

B. Problem Statements

Based on the previous background, the researcher formulated the problem statements:

1. Is there any significant difference between using fiction and nonfiction on students' reading comprehension of SMAN 8 Gowa?
2. What is the students' preference in reading between fiction and nonfiction at the second year students of SMAN 8 Gowa?

C. Hypothesis

To determine a clear direction toward the result of the research, it was important to formulate hypothesis. The researcher used Two Tail Test of comparative hypothesis with two sample which said:

H_1 : There is significant difference between using fiction and nonfiction on students' reading comprehension of SMAN 8 Gowa.

H_0 : There is no significant difference between using fiction and nonfiction on students' reading comprehension of SMAN 8 Gowa.

D. Objectives of the Research

Based on the problem statements, the researcher framed the objective of the research:

1. To find out whether there is the difference between using fiction and nonfiction in reading comprehension of the second year students of SMAN 8 Gowa or not.
2. The second objective was to determine the students' preference in reading between fiction and nonfiction of the second year students of SMAN 8 Gowa at literal level.

E. Research Significances

1. Theoretical Significance

This research is expected to contribute several new information in knowledge about authentic materials the teachers can use in teaching reading at SMAN 8 Gowa.

2. Practical Significance

- a. Significance for the teacher

This research is expected to increase teachers' creativity in teaching reading so the teaching-learning process will be more varied.

- b. Significance for the students

This research is expected to motivate students to read more in the future

- c. Significance for the researcher

This research is expected to inspire the other researcher to do further research about authentic materials that the teacher can use in teaching reading.

F. Scope of Research

There are three levels of comprehension in reading: Literal, Inferential, and Critical. This research focused on using fiction and nonfiction as reading material to compare students reading comprehension in Literal level.

G. Operational Definition of Terms

1. Reading is a process which someone tries to identify, interpret, and build perception from written or printed material, or reading is an interactive process in which readers construct a meaningful representation of a text.
2. Fiction is a written work which made by someone based on imagination. Fiction is a part of literature involves feeling and human sense. People read fiction for pleasure. The elements of fiction bring the reader to an imaginative worlds, enlarge our understanding of ourselves, and deepen our appreciation of life.
3. Non-fiction is a written work that actually happened. Nonfiction presents interesting details and information about something and have many purposes— for example, to inform people some facts or to explain how something occurred. All written works other than imaginative prose (fiction) are considered nonfiction.

So from the three definitions above, the researcher concluded that reading comprehension is the process of taking meaning from the text and making a perspective of the material. Fiction and nonfiction is one of reading materials based on the context. Fiction is a written work that made by someone based on imagination meanwhile nonfiction is something that contains real fact.

CHAPTER II

REVIEW OF RELATED LITERATURE

A. *Some Previous of Related Research Findings*

Mandarani and Ermawati (2017) in *Kajian Minat Membaca Siswa terhadap Karya Sastra* was in line with the view that the students enjoy literary works such as story book and comic to fill their available time. She found that maintaining enough books supply in the library was affecting the students' interest in reading in high amount.

Ardhani (2014) in her thesis *The Influence of Fiction Collections of Students' Reading Interest in the Library of Maguwuharjo Islamic Senior High School* indicated that fiction collection in the school library has positive influence and significance in students' reading interest. Thus, there should be more amount of varied collections of book in the library in order to stimulate the students' interest in reading to be higher than before.

Teppo (2013) in her research *Prose Fiction in The English Classroom: Perceptions of IB Students* found that prose fiction is useful in language learning as it covers so many areas of language learning. It helped with both written and spoken skills such as vocabulary, sentence structures and fluency.

Morley, (2007) in *The Cambridge Introduction to Creative Writing* pointed out that reading works of literature, such as novels, short stories, and poems, is the reason behind the wish of many individuals to become a writer.

Ruhl (2005) in her thesis with the title *Student Engagement in Nonfiction Reading* found that three-step intervention was successful in improving students' exposure, attitude, literacy skills, and reading engagement by using nonfiction as teaching material in the classroom.

Arioğul, (2001) in *The Teaching of Reading through Short Stories in Advanced Classes* stated that the inclusion of short fiction in the ESL/EFL curriculum offers several educational benefits such as enlarges the advanced level readers' worldviews about different cultures and different groups of people; provides more creative, encrypt, challenging texts that require personal exploration supported with prior knowledge for advanced level reader; motivates learners to read due to being an authentic material, etc.

Stern (2001) in *An Integrated Approach to Literature in ESL/EFL* has also supported the view that literature as a subject matter can be displayed by the students in their demonstration of original thinking, interpretation or analysis all of which may have evolved from or have been inspired by the literary works they have read.

Appley (1988) in the research *The Effectiveness of Fiction versus Nonfiction in Teaching Reading to ESL Students* quantified that the significant improvement both groups gained in the areas of overall language proficiency and reading comprehension further endorses the effectiveness of the reading skills approach regardless of whether fiction or nonfiction is used as the reading material. This study suggested that readers can improve their skills whether they are taught with fiction or nonfiction. It is true that the fiction group did not show

significant improvement on the Reading Comprehension Test in the area of understanding main ideas whereas the nonfiction group did. On the other hand, the nonfiction group did not show significant improvement in understanding direct statements whereas the fiction group did. Thus, no one material was shown to be significantly better than the other.

B. *Some Pertinent Ideas*

1. Reading Comprehension

a. Definitions of Reading Comprehension

Reading comprehension is the process of making meaning from text. The goal, therefore, is to gain an overall understanding of what is described in the text rather than to obtain meaning from isolated words or sentences (Woolley, 2011). Duke (2003) stated that comprehension is a process in which readers make meaning by interacting with text through the combination of prior knowledge and previous experience, information in the text, and the views of readers related to the text.

Snow (2002) defined reading comprehension as the process of simultaneously extracting and constructing meaning through interaction and involvement with written language. We use the words *extracting* and *constructing* to emphasize both the importance and the insufficiency of the text as a determinant of reading comprehension.

Successful reader can also read for thorough comprehension. This means they read to understand the total meaning of a passage. This kind of reading is often done in academic and other settings where complete comprehension is

necessary. (Mardiana & Sarjan, 2017). Furthermore, Snow (2002) explained that Comprehension entails three elements:

1) The Reader

To comprehend, a reader must have a wide range of capacities and abilities. These include cognitive capacities (e.g., attention, memory, critical analytic ability, inferencing, visualization ability), motivation (a purpose for reading, an interest in the content being read, self-efficacy as a reader), and various types of knowledge (vocabulary, domain and topic knowledge, linguistic and discourse knowledge, knowledge of specific comprehension strategies). Of course, the specific cognitive, motivational, and linguistic capacities and the knowledge base called on in any act of reading comprehension depend on the texts in use and the specific activity in which one is engaged.

As a reader begins to read and completes whatever activity is at hand, some of the knowledge and capabilities of the reader change. For example, a reader might increase domain knowledge during reading. Similarly, vocabulary, linguistic, or discourse knowledge might increase. Fluency could also increase as a function of the additional practice in reading. Motivational factors, such as self-concept or interest in the topic, might change in either a positive or a negative direction during a successful or an unsuccessful reading experience.

2) The Text

The features of text have a large effect on comprehension. Comprehension does not occur by simply extracting meaning from text. During reading, the reader constructs different representations of the text that are important for comprehension. These representations include, for example, the surface code (the exact wording of the text), the text base (idea units representing the meaning), and a representation of the mental models embedded in the text. The proliferation of computers and electronic text has led us to broaden the definition of text to include electronic text and multimedia documents in addition to conventional print. Electronic text can present particular challenges to comprehension, such as dealing with the non-linear nature of hypertext, but it also offers the potential for supporting the comprehension of complex texts, for example, through hyperlinks to definitions or translations of difficult words or to paraphrasing of complex sentences.

Snow (2002) also explained that texts can be difficult or easy, depending on factors inherent in the text, on the relationship between the text and the knowledge and abilities of the reader, and on the activities in which the reader is engaged. For example, the content presented in the text has a critical bearing on reading comprehension. A reader's domain knowledge interacts with the content of the text in comprehension. In addition to content, the vocabulary load of the text and its linguistic structure, discourse style, and genre also interact with the reader's knowledge. When too many of these factors are not matched to a reader's knowledge and experience, the text may be too difficult for optimal comprehension to occur.

3) The Activity

Reading does not occur in a vacuum. It is done for a purpose, to achieve some end. Activity refers to this dimension of reading. A reading activity involves one or more purposes, some operations to process the text at hand, and the consequences of performing the activity. Prior to reading, a reader has a purpose, which can be either externally imposed (e.g., completing a class assignment) or internally generated (wanting to program a VCR). The purpose is influenced by a cluster of motivational variables, including interest and prior knowledge. The initial purposes can change as the reader reads. That is, a reader might encounter information that raises new questions that make the original purpose either incomplete or irrelevant.

When the purpose is externally mandated, as in instruction, the reader might accept the purpose and complete the activity; for example, if the assignment is “read a paragraph in order to write a summary,” the compliant student will accept that purpose and engage in reading operations designed to address it. If the reader does not fully accept the mandated purpose, internally generated purposes may conflict with the externally mandated purpose. Such conflicts may lead to incomplete comprehension. For example, if students fail to see the relevance of an assignment, they may not read purposively, thus compromising their comprehension of the text. During reading, the reader processes the text with regard to the purpose. Processing the text involves, beyond decoding, higher-level linguistic and semantic processing and monitoring. Each process is more or less important in different types of

reading, including skimming (getting only the gist of text) and studying (reading text with the intent of retaining the information for a period of time).

Moreover, the consequences of reading are part of the activity. Some reading activities lead to an increase in the *knowledge* a reader has. For example, reading the historical novel *Andersonville* may increase the reader's knowledge about the U.S. Civil War, even though the reader's initial purpose may have been enjoyment. The American history major who reads an assigned text about the Civil War may experience similar consequences, although the reading activity was undertaken for the explicit purpose of learning. Another consequence of reading activities is finding out how to do something. These *application* consequences are often related to the goal of the reader. Repairing a bicycle or preparing bouillabaisse from a recipe are examples of applications. As with knowledge consequences, application consequences may or may not be related to the original purposes.

Finally, Snow (2002) stated that other reading activities have *engagement* as their consequences. Reading the latest Tom Clancy novel might keep the reader involved while on vacation at the beach. We are not suggesting, however, that engagement occurs only with fiction. Good comprehenders can be engaged in many different types of text. Knowledge, application, and engagement can be viewed as direct consequences of the reading activity. Activities may also have other, longer-term consequences. Any knowledge (or application) acquired during reading for enjoyment also becomes part of the knowledge that a reader brings to the next reading experience. Learning new vocabulary, acquiring incidental

knowledge about Civil War battles or bouillabaisse ingredients, or discovering a new interest might all be consequences of reading with comprehension.

b. Reading Comprehension Levels

As stated by Caballero (2013), there are three levels of comprehension in reading. They are Literal, Inferential, and Critical.

Literal comprehension is the first level. Literal or what is actually stated. Comprehension at this level concerned with facts and surface understanding only. The reader needs to understand ideas and information explicitly stated in the reading material. Some of this information is in the form of recognizing and recalling facts, identifying the main idea, supporting details, categorizing, outlining, and summarizing. The reader is also locating information, using context clues to supply meaning, following specific directions, following a sequence, identifying stated conclusion, and identifying explicitly stated relationships and organizational patterns. These organizational patterns can include cause and effect as well as comparison and contrast.

Tests in this category are objective tests with true or false, multiple choice and fill-in-the-blank questions. Common questions used to elicit this type of thinking are who, what, when and where.

The second level is Inferential. This stage focuses on what is implied or meant, rather than what is actually stated. It includes drawing inferences, tapping into prior knowledge or experience, attaching new learning to old information,

making logical leaps and educated guesses, and reading between the lines to determine what is meant by what is stated.

Students need to be able to see relationships among ideas, for example how ideas go together and also see the implied meanings of these ideas. It is also obvious that before our students can do this, they have to first understand the ideas that are stated (literal comprehension). Tests in this category are subjective, and the types of questions asked are open-ended, thought-provoking questions like why, what if, and how.

The third level of comprehension is Critical reading whereby ideas and information are evaluated. Critical evaluation occurs only after our students have understood the ideas and information that the writer has presented. This high level of comprehension requires the students to use some external criteria from their own experience in order to evaluate the quality, values of the writing, the author's reasoning, simplifications, and generalizations. The students will react emotionally and intellectually with the material. Because everyone's life experiences are varied, answers to some of the following questions will be also different from student A and student B.

In the same way Yahya and Hashim (2013) explained about comprehension levels, there were six skills that were selected for the literal comprehension, five skills for the inferential comprehension and four skills in the critical-creative comprehension categories. The literal (L) comprehension refers to the memorization of facts in the reading texts. Students were required to identify and memorize the subject which was discussed by the writer explicitly in the text

and in the excerpt. In other words, the literal comprehension involved students' ability to obtain the overt information from the texts. The focused skills involved were as the following:

- 1) L1 Identifying the meaning of a word, a phrase or a sentence: students are required to give the meaning of the word, phrase or sentence which is present in the text explicitly.
- 2) L2 Identifying the main idea: students are able to identify the main idea, theme or moral which are stated explicitly in the text or excerpt.
- 3) L3 Identifying the important point: students are required to trace information about the name of a person, time or background of an event which is written explicitly in the text.
- 4) L4 Making comparison: students are required to find similarities or differences and to make comparisons between two things such as character, time, location, facilities or events which are stated explicitly in the text.
- 5) L5 Identifying the cause-effect: students are required to identify reasons or the root of an event, attitude, character or story which are stated explicitly in the text.
- 6) L6 Identifying the sequence of ideas/events: students are required to identify the sequence of certain ideas, events or attitudes which are stated explicitly in the text.

Furthermore, Yahya and Hashim explained the inferential (IF) comprehension refers to the ability of students interpreting meaning. Students are

able to summarize, interpret, and make a generalization, a conclusion and a prediction. Apart from that, the inferential comprehension needs the high level thinking as the questions involve answers which are not explicitly stated in the text. The inferential comprehension skills include the following:

- 1) IF1 Interpreting the main idea: students are required to give the main idea, theme or moral in a text or excerpt which is not stated explicitly.
- 2) IF2 Interpreting the important point: students are required to interpret the content or important information about someone, time or event that is not explicitly stated in the text. Students need to interpret or predict certain thing or event which occurs before or after in a story.
- 3) IF3 Interpreting comparison: students are required to interpret similarities and differences in character, time, place, idea or event (example: male and female, then and now, here and there) which are not compared explicitly in the text.
- 4) IF4 Interpreting cause-effect: students are required to interpret reasons or effects about a motive for attitude, action or event which are stated explicitly in the text.
- 5) IF5 Making a conclusion: students are required to make a conclusion about a character, event, action, idea or opinion in the text. The conclusion is not given explicitly in the text but students need to make their own interpretation based on the explicit information in the text.

The critical-creative (C) comprehension integrates the students' ability to do overall evaluation towards a certain information or idea which is read, make a

conclusion about the precision or suitability of the given information or idea, apply the information, and emphasize the production of a new idea. The skills that were in focus include the following:

- 1) C1 Evaluating: students are required to give opinions or support towards a certain event, situation, feeling, action or character in a text and contribute towards solving a problem.
- 2) C2 Making a conclusion: students are required to conclude a certain subject, event, situation or character. The conclusion is not to be found in the text but students need to place themselves in the particular situation and state their actions that need to be taken.
- 3) C3 Internalization: students are able to show sensitivity, sympathy and empathy towards a character, event or idea which is highlighted in a text by giving opinions or stating their feelings.
- 4) C4 Identifying the moral of the story: students are required to state the moral of the story from a certain character, story line or a certain thing in the text.

2. Fiction and Nonfiction

a. Why read Fiction?

Reading requires concentration and patience, attributes that students find increasingly difficult in modern times. Boredom can emerge very quickly, and students are no longer accustomed to working on one activity for a long period of time, which reading entails. This boredom problem could be resolved by pairing the students with the proper text. This reality is a beneficial for language

educators and acquirers, as working with texts of personal interests can be highly motivational (McCormick, 2007). Language teachers can draw from any conceivable topic or genre that is of interest to acquirers. The importance of this point cannot be overemphasized.

The concept of student choice is an important part of motivation, however students often do not know the array of options that are available to them. This is where well-read teachers, who intimately know their students' interests and cultural and linguistic backgrounds can be of help. Using stories that English language acquirers already know in their native language takes advantage of their background information. This story knowledge supports acquirers' English comprehension (Vardell, Hadway, & Young in Chen, 2014)

Moreover, the reading of longer texts demands problem-solving abilities, as the reader must decipher the relation between different words, larger segments of the text, and between the text and the real world. Thus, reading longer texts is more complex and involves the use of certain reading strategies that simply cannot be practiced in shorter texts, such as 'the ability to discern relationships between the various parts of a longer text, the contribution made by each to the plot or argument, the accumulating evidence of a writer's point of view, and so on.'

In Gerard (2011) Blondelot cites Hurrelmann who affirms that consequently, reading helps the development of the students' personalities. Psychologists David Comer Kidd and Emanuele Castano, at the New School for Social Research in New York, have proved that reading literary fiction enhances

the ability to detect and understand other people's emotions, a crucial skill in navigating complex social relationships. In a series of five experiments, 1,000 participants were randomly assigned texts to read, either extracts of popular fiction such as bestseller Danielle Steel's *The Sins of the Mothers* and *Gone Girl* by Gillian Flynn, or more literary texts, such as Orange-winner *The Tiger's Wife* by Téa Obreht, Don DeLillo's "The Runner", from his collection *The Angel Esmeralda*, or work by Anton Chekhov.

By reading fiction, the students are confronted with the culture, customs and lifestyles of the countries where the language is spoken, and can learn many interesting facts to enrich their studies and knowledge. It is true that the 'world' of a novel, play or short story is a created one, yet it offers a full and vivid context in which characters from many social backgrounds can be depicted. A reader can discover their thoughts, feelings, customs, and possessions: what they buy, believe in, fear, enjoy; how they speak and behave behind closed doors. (Collie and Slater in Thomas, H. 2000).

On the word of Hişmanoğlu (2005), short fiction is a supreme resource for observing not only language but life itself. In short fiction, characters act out all the real and symbolic acts people carry out in daily lives, and do so in a variety of registers and tones. The world of short fiction both mirrors and illuminates human lives (Sage, 1987). The inclusion of short fiction in the ESL / EFL curriculum offers the following educational benefits (Arıoğlu 2001):

- 1) Makes the students' reading task easier due to being simple and short when compared with the other literary genres.

- 2) enlarges the advanced level readers' worldviews about different cultures and different groups of people,
- 3) provides more creative, encrypt, challenging texts that require personal exploration supported with prior knowledge for advanced level readers,
- 4) motivates learners to read due to being an authentic material,
- 5) offers a world of wonders and a world of mystery,
- 6) gives students the chance to use their creativity,
- 7) promotes critical thinking skills,
- 8) facilitates teaching a foreign culture (i.e. serves as a valuable instrument in attaining cultural knowledge of the selected community,
- 9) makes students feel themselves comfortable and free,
- 10) helps students coming from various backgrounds communicate with each other because of its universal language,
- 11) helps students to go beyond the surface meaning and dive into underlying meanings,
- 12) Acts as a perfect vehicle to help students understand the positions of themselves as well as the others by transferring these gained knowledge to their own world.

To sum up, the use of a short story seems to be a very helpful technique in today's foreign language classes. As it is short, it makes the students' reading task and the teacher's coverage easier. An important feature of short fiction is its being universal. To put it differently, students all over the world have experienced stories and can relate to them. Moreover, short fiction, like all other types of

literature, makes contribution to the development of cognitive analytical abilities by bringing the whole self to bear on a compressed account of a situation in a single place and moment (Sage, 1987).

b. Why Read Nonfiction?

Students rarely select nonfiction materials such as newspapers, magazines, or informational literature. The ability to read and extract information from nonfiction becomes increasingly important to a student's academic success as the student progresses through school. Non-fiction is simply said all texts that are not considered fiction. Fiction is an expression of creativity that is essentially imagined, whereas non-fiction refers to reality, and the transfer of information of that reality.

While it is true nonfiction is about finding facts, deep understanding of expository material lies in seeing the big picture, identifying relationships, and evaluating information (Benson, 2003). Moss (2003) in her book under the title *Exploring the Literature of Fact*, suggested that the items needed to be successful in reading nonfiction include accessing quality literature, learning reading strategies, understanding the use of text structure, and responding to the literature.

Nearly 80-90% of classroom reading before fourth grade is fictional after which most classroom reading becomes nonfiction (Benson, 2003). When students reach middle school, high school, and higher education nonfiction is crucial to their understanding and achievement. Success in many areas such as

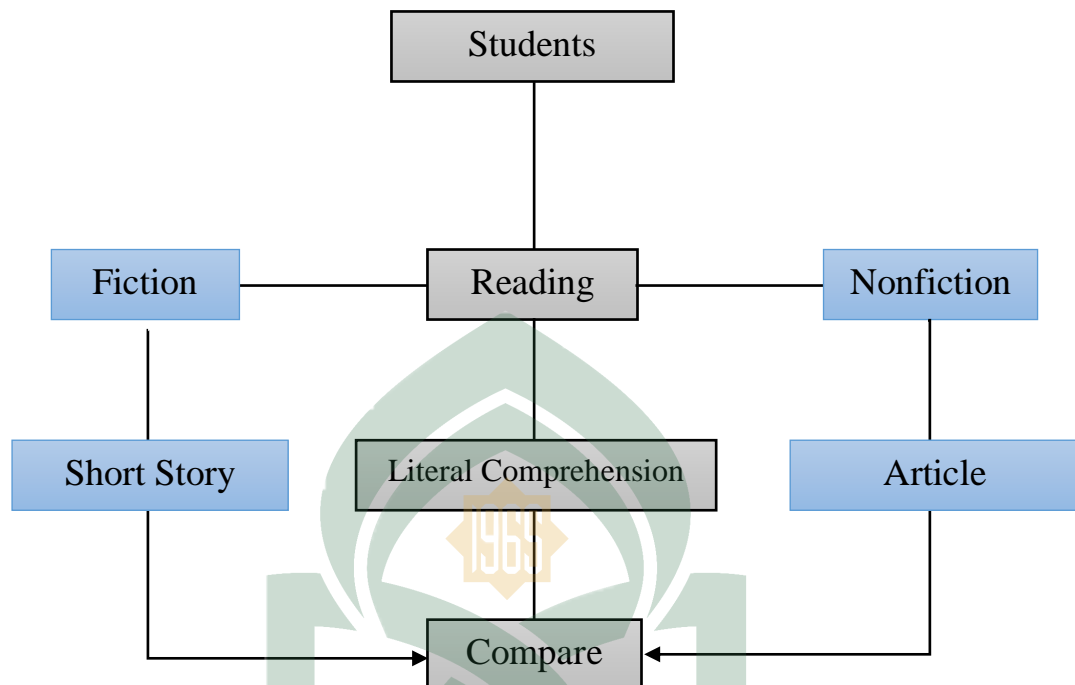
standardized tests relies heavily on content learned in informational texts (Duke, 2003).

The importance of nonfiction literacy to elementary and middle school students is evident in the literacy needs of adults. Students from 4th grade through adulthood require many important literacy skills on a daily basis. Nonfiction materials can offer many interesting details and up-to-date information. Students can be inspired to find information of personal interest. In the age of information, it is vital for students to understand and use non-narrative, expository text (Moss, 2003).

As stated by Harvey (2002), nonfiction is the genre that most likely to stimulate the student's passion and wonder in learning. Harvey believed that nonfiction enhances our understanding. It allows us to investigate the real world and inspires us to dig deeper to inquire and better understand. She also stated that nonfiction is needed in the classroom so the students could read it appreciate it, learn from it, and write it more authentically.

Maxim (1998 as cited in Harvey 2002) stated that the students should be engaged in nonfiction by asking student to read fiction aloud, explore nonfiction to satisfy curiosity, use nonfiction for instruction, read nonfiction to find out information, read nonfiction to do research, skim nonfiction to answer questions, show particular features of nonfiction—the titles, headings, bold print, graphs, charts—and point out the purpose of these text elements, and read nonfiction to write it well.

C. Conceptual Framework



The framework above showed how the research conducted. The researcher aimed to determine the students' reading comprehension on literal level in fiction and nonfiction and then compared it. The comparison in this research intended to comprehend the students' reading level in both fiction and nonfiction at second grade of SMAN 8 Gowa.

CHAPTER III

RESEARCH METHOD

A. Research Method

In this research, the researcher applied causal-comparative design with one group as the sample.

In comparative design, the researcher attempted to determine the cause, or reason, for existing differences in the behavior or status of groups or individuals. (Gay, 2016.)

B. Subject of Research

1. Population

As stated by Arikunto (2006), population is the whole of research subject, whereas sample is a part of population. Population in this research is all the second grade students of SMAN 8 Gowa in academic year 2017/2018.

Table 2.1
The Number of Population

No.	Class	Number of Student
1	XI Bahasa	29
2	XI IPS 1	33
3	XI IPS 2	25
4	XI IPS 3	32
5	XI IPS 4	34
6	XI MIPA 1	33
7	XI MIPA 2	35
8	XI MIPA 3	33
9	XI MIPA 4	33
10	XI MIPA 5	33
11	XI MIPA 6	33
12	XI MIPA 7	34
Total		387

2. Sample

As Arikunto (2006) stated, sample is the smaller group of subject. Sample of the research is a representative group from the population to serve as respondents. Sugiyono (2016) stated that due to factors, time and accessibility, it is always possible or practical to apply measure from smaller group or subject of population is such a way that the knowledge gained is representation of the total population under study.

On the word of Gay (2016), sampling is the process of selecting a number of participants for a study in such a way that they represent the larger group from which they are selected. A sample is made up the individuals, item or events selected from a large group referred to as a population. Relating to this definition, so the researcher took one class as the research subject.

In this research the researcher used simple random sampling technique. According to Sugiyono (2016), the sample could be taken randomly from population if the number of sample the researcher used in the research was homogeny. Arikunto (2006) indicated that “if the number of subject is more than one hundred persons, a researcher may take 10% - 15% or 20% - 25 % or more of the population as the sample.

To determine the sample of this research, the researcher took 10% of the population as the sample which consisted 35 students. After doing preliminary research by asking the teachers about the students’ skill in English, the researcher chose the second grade of exact class in academic year 2017/2018 in SMAN 8 Gowa as the sample of this research.

C. Time and Place of Research

This research was accomplished for five months. It was started from June to November 2018. The researcher started this research by observing the students at SMAN 8 Gowa and taking a free-interview with the teacher on June 2018. After that, the researcher went into the class of the sample and gave them fiction and nonfiction text as the material of the test. The questionnaire was given on the last meeting.

This research was conducted at SMAN 8 Gowa which placed in Jl. Poros Malino KM.08 Romang Lompoa, Bontomarannu District, Gowa Regency, and South Sulawesi. Before it changed, the name of the school was SMA 1 Bontomarannu but then it changed with the other 21 schools on February 2017.

D. Instrument

Research instrument is the tool the researcher used in research to filter information. The researcher adopted reading test and questionnaire as an instrument.

1. Test

Cronbach (1960) in his book *Essential of Psychological Testing* stated that test is a systematic procedure to compare two or more people's behavior. Meanwhile Arikunto (2006) defined test as series of questions to measure skill, intelligence knowledge, ability or talent of individual or group.

The test in this thesis was adapted from the journal *Placement and Diagnostic Assessment* released by McGraw-Hill Companies. The researcher chose multiple choice and filling in the blank as a test for fiction and

nonfiction reading. It consisted of 4 number for multiple choice and 6 number for filling in the blank. To classifying students score, the researcher determined the number of point for each answer.

Table 2.2
Analyzing Students Correct Answer

Kind of Test	No.	Fiction	Nonfiction
Multiple Choice	1	7	7
	2	7	7
	3	7	7
	4	7	7
Filling in the Blank	5	12	12
	6	12	12
	7	12	12
	8	12	12
	9	12	12
	10	12	12
Total	10	100	100

2. Questionnaire

In accordance with Sugiyono (2013) questionnaire is one of collecting data technique by giving written question or statement to be answered by respondent. The researcher decided to use a questionnaire for data gathering because this would allow the researcher to generate a much larger sample than by purely conducting face to face interviews. Moreover, questionnaires are anonymous and therefore more reliable, as they encourage greater honesty. Additionally, questionnaires provide data that can easily be used for statistics.

The questionnaire used in this research was closed-answer question which consisted of 58 indicators. The design of the questionnaire was adapted from a thesis entitled *A Study of Methodologies for Reading Fiction in Class*

with *Language Learner* conducted by Laurence Gerard in 2011. It includes dichotomous questions (yes/no) and questions with five answer choice.

Therefore score for each item are as follows:

Table 2.3
Answer Score of Each Item

Alternative Answer	Score
Sangat Penting (SP)	5
Cukup Penting (CP)	4
Penting (P)	3
Kurang Penting (KP)	2
Tidak Penting (TP)	1

E. Procedure of Collecting Data

To collect the data, the researcher managed some procedures as follows:

1. Taking information about students' reading preference by using questionnaire
2. Taking information about students' reading comprehension by giving fiction and nonfiction as a reading materials and giving questions related to the topic.
3. Using some formulas to analyze the data.

F. Technique of Analysis Data

In analyzing the data, the researcher collected students' correct answers at the second grade of SMAN 8 Gowa and used several formulas to determine the score of the test.

1. To find out the students' correct the researcher will use the formula based on Sudijono (2009):

$$Score = \frac{\text{students' correct answer}}{\text{total number of items}} \times 100$$

2. Classifying the students' score answer into the following criteria:

Table 2.4

No.	Classification	Range
1.	Excellent to Very Good	100-85
2.	Good to Average	84-66
3.	Fair to Poor	65-55
4.	Very poor	50-30

Depdikbud (2010)

3. To find out the frequency of the data percentage of the students' score the researcher applied the formula in Sudijono (2009):

$$p = \frac{f}{n} \times 100\%$$

Where:

P = Percentage

f = frequency

n = the total of the participants

4. To find out mean score and standard deviation the researcher used the formula in Sudijono (2009):

- a. Mean score

$$\bar{X} = \frac{\sum X}{n}$$

Where:

\bar{X} : the mean score

$\sum X$: the sum of students' score

n : the total number of students

b. Standard deviation

$$SD = \sqrt{\frac{SS}{n-1}}$$

Where:

$$SS = \sum x^2 - \frac{(\sum x)^2}{n}$$

Where:

SD : Standard deviation

$\sum X$: the sum of students' score

n : the total number of students

5. To find out whether there is significant difference between fiction and nonfiction, the researcher will use t-test based on Gay (2016):

$$t = \frac{X_1 - X_2}{\sqrt{\left(\frac{SS_1 + SS_2}{n_1 + n_2 - 2}\right) \left(\frac{1}{n_1} + \frac{1}{n_2}\right)}}$$

Where:

SS_1 : the sum of students' score in fiction test

SS_2 : the sum of students' score in nonfiction test

n_1 & n_2 : the number of student

X_1 : the mean score of fiction test

X_2 : the mean score of nonfiction test

CHAPTER IV

FINDINGS AND DISCUSSION

This chapter presented findings and discussion of analyzed data related to students' reading comprehension in fiction and nonfiction at SMAN 8 Gowa.

A. Findings

The findings of this research included the students' score of fiction and nonfiction reading test, the frequency and rate percentage of the students' score and questionnaire, and hypothesis testing of the paired samples. These findings were described as follows:

1. The Students Reading Comprehension Test in Fiction and Nonfiction

Table 3.1
The Rate Percentage of Students' Score in Fiction Test

No.	Classification	Range	Frequency	Percentage (%)
1.	Excellent to Very Good	100-85	18	51.43
2.	Good to Average	84-66	5	14.29
3.	Fair to Poor	65-55	6	17.14
4.	Very poor	50-30	6	17.14
Total			35	100
Mean Score			70.77	

The data on the table 1 shows the rate percentage of students score in fiction test. It shows that more than half of the 35 students got excellent to very good qualification rate. There were 18 students or 51.43%. Meanwhile for the

good to average rate, there were 5 students or 14.29%, and for the last two rates, which are fair to poor and very poor rate, there were 6 students or 17.14%.

Table 3.2
The Rate Percentage of Students' Score in Nonfiction Test

No.	Classification	Range	Frequency	Percentage (%)
1.	Excellent to Very Good	100-85	8	22.86
2.	Good to Average	84-66	6	17.14
3.	Fair to Poor	65-55	0	0.00
4.	Very poor	50-30	21	60.00
Total			35	100
Mean Score			52.74	

On the table 2, more than half of the students gained very poor rate for nonfiction test. There were 21 students or 60% meanwhile none of the students got fair to poor rate. For the good to average rate, there were 6 students or 17.14% and there were 8 students who got excellent to very good rate, or in percentage the number was 22.86%.

Based on the data above, the researcher concluded that the rate percentage in fiction test was higher than fiction class. There were 18 (51.43%) students who got excellent to very good rate in fiction test meanwhile there were only 8 (22.86%) students in nonfiction test. For the poor rate, there were 21 students

(60.00) in nonfiction test meanwhile for the fiction test, there were only 6 students (17.14%).

2. The Mean Score, Standard Deviation and T-test for Fiction and Nonfiction Reading Score

After calculating the result of the students score, the mean score, the standard deviation, and the t-test of both groups were presented in the following table:

Table 3.3
The Mean Score and Standard Deviation of Fiction and Nonfiction

	Fiction	Nonfiction
M	70.77	52.74
SD	26.78	27.46

The table above showed the mean score of fiction was higher than nonfiction. The mean score of fiction test was 70.77 and its standard deviation is 26.78 meanwhile the mean score of nonfiction test is 52.74 and its standard deviation is 27.46.

The significant difference between t-value and t-table could be seen from the table below:

Table 3.4
Paired-Samples T-test

Variable	t_{value}	t_{table}	Notation	Conclusion
X ₁ - X ₂	2.78	1.99	2.78 > 1.99	Accepting H ₁

It showed that t-value was higher than t-table. It means that the hypothesis H_1 stating that “there is significant difference between using fiction and nonfiction on students’ reading comprehension of SMAN 8 Gowa.” is accepted.

3. The Students Preference in Reading Based on Questionnaire

The researcher used questionnaire to reinforce the data which the researcher got from the reading test. There are three aspects the researcher analyzed by the questionnaire, which were the student’s reading preference between fiction and nonfiction, students’ reading interest in general, and students’ point of view about English. The statistics were explained in chart as follows:

Table 4.1
The Questionnaire Statistics of Students’ Reading Preference in SMAN 8 Gowa

No	Frequency		Percentage	
	Yes	No	Yes	No
1	30	5	85.71	14.29
2	25	10	71.43	28.57
3	19	16	54.29	45.71
4	14	21	40.00	60.00
Average of Percentage			62.86%	37.14%

Table 4.2
the Questionnaire Statistics of Students' Book Genre Preference in SMAN 8
Gowa

No	Book Genres	Sangat Suka	
		Frequency	Percentage
1	Aksi, detektif, kejahatan	13	28.57%
2	Biografi	3	8.57%
3	Kisah Cinta	11	31.43%
4	Sejarah	7	20.00%
5	Ensiklopedi pengetahuan	10	28.57%
6	Kumpulan puisi	8	22.86%
7	Jurnal	2	5.71%
8	Cerita inspiratif	11	37.14%
Average of Percentage			22.86%

Table 4.3
the Questionnaire Statistics of Students Purpose in Reading

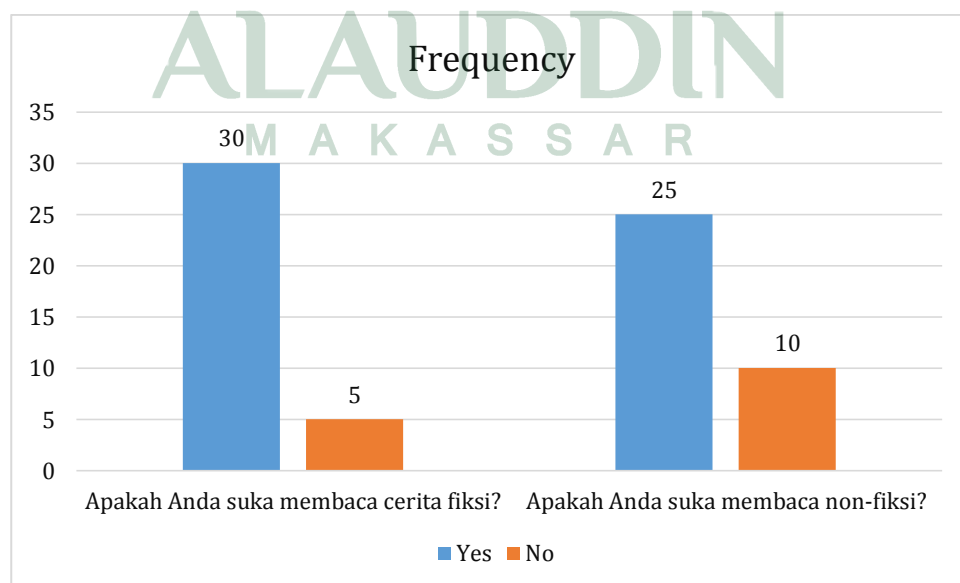
No	Students	Sangat Suka	
		Frequency	Percentage
1	Mendapat hiburan	17	48.57%
2	Memperoleh informasi/wawasan	22	62.86%
3	Menambah kosa kata	16	45.71%
4	Memperoleh pesan moral/pembelajaran hidup	20	57.14%
5	Memperbaiki keterampilan menulis	9	25.71%
Average of Percentage			48.00%

Table 4.4
the Questionnaire Statistics of Students Reason in Learning English

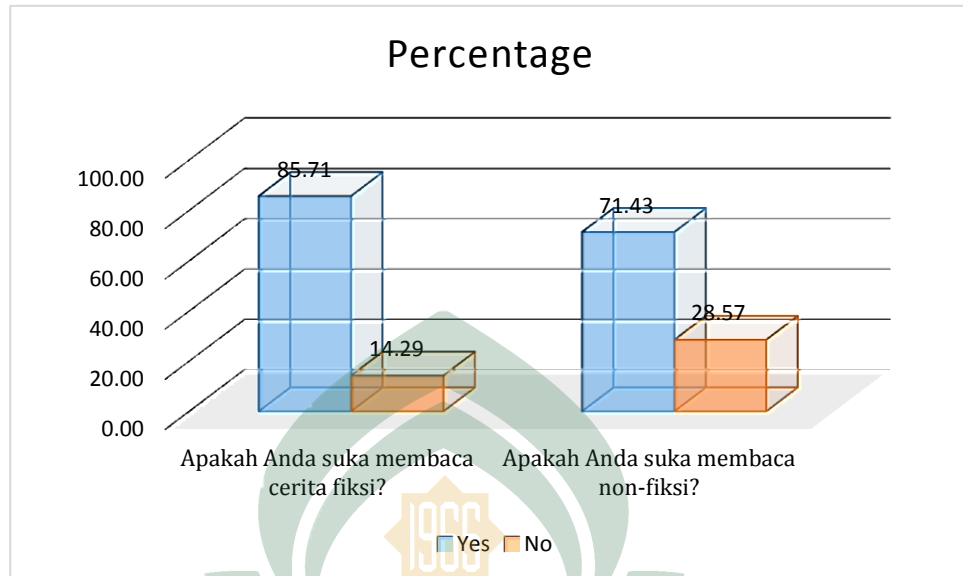
No	Students	Sangat Suka	
		Frequency	Percentage
1	Lulus ulangan/ujian Bahasa Inggris	24	68.57%
2	Bisa membaca buku berbahasa Inggris	18	51.43%
3	Bisa menonton film berbahasa Inggris tanpa subtitle	15	42.86%
4	Bisa berkomunikasi menggunakan Bahasa Inggris	19	54.29%
5	Lancar berbahasa Inggris seperti penutur asli	13	37.14%
6	Mengunjungi negara berbahasa Inggris sebagai turis	13	37.14%
8	Belajar/tinggal di negara berbahasa Inggris	7	20.00%
Average of Percentage			44.49%

Based on the table, those results can be outlined in histogram as follows:

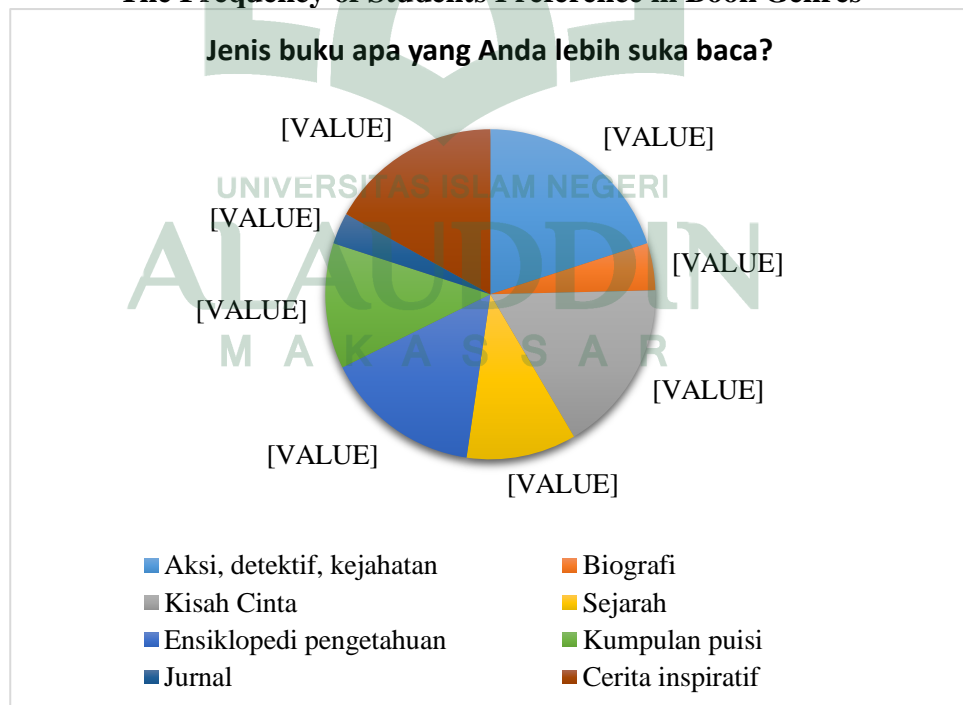
Picture 3.1
the Frequency of Students' Preference in Reading Fiction and Nonfiction



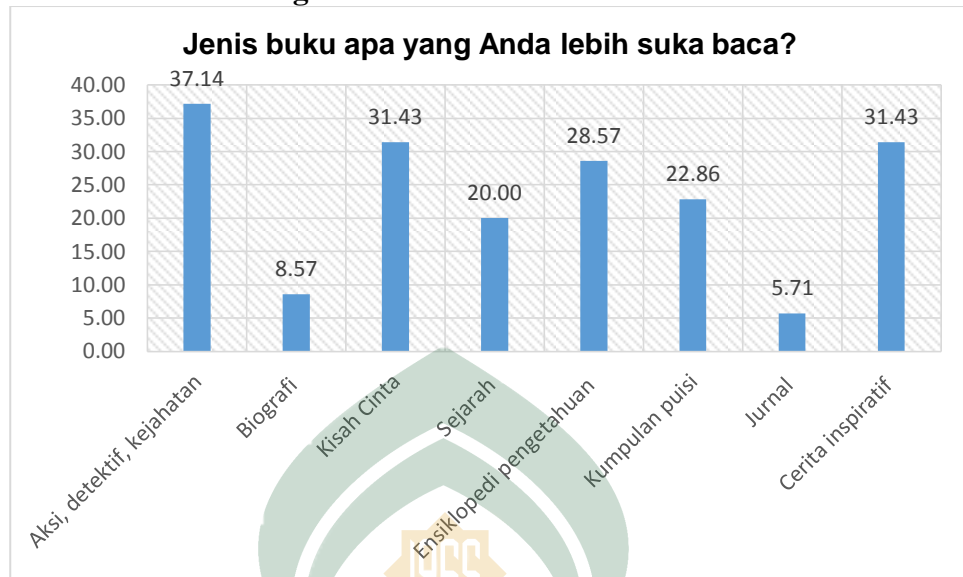
Picture 3.2
the Percentage of Students Preference in Reading Fiction and Nonfiction



Picture 3.3
The Frequency of Students Preference in Book Genres



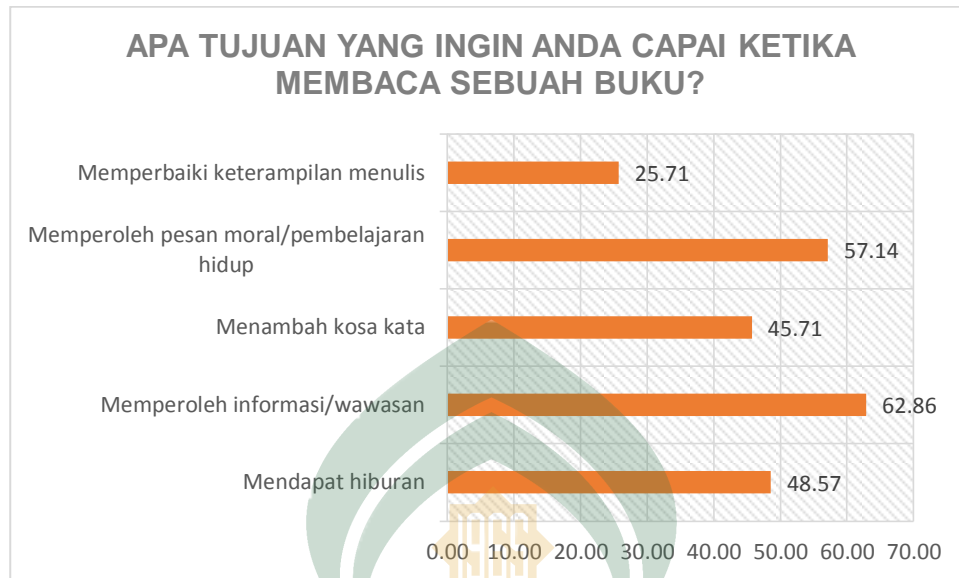
Picture 3.4
the Percentage of Students Preference in Book Genres



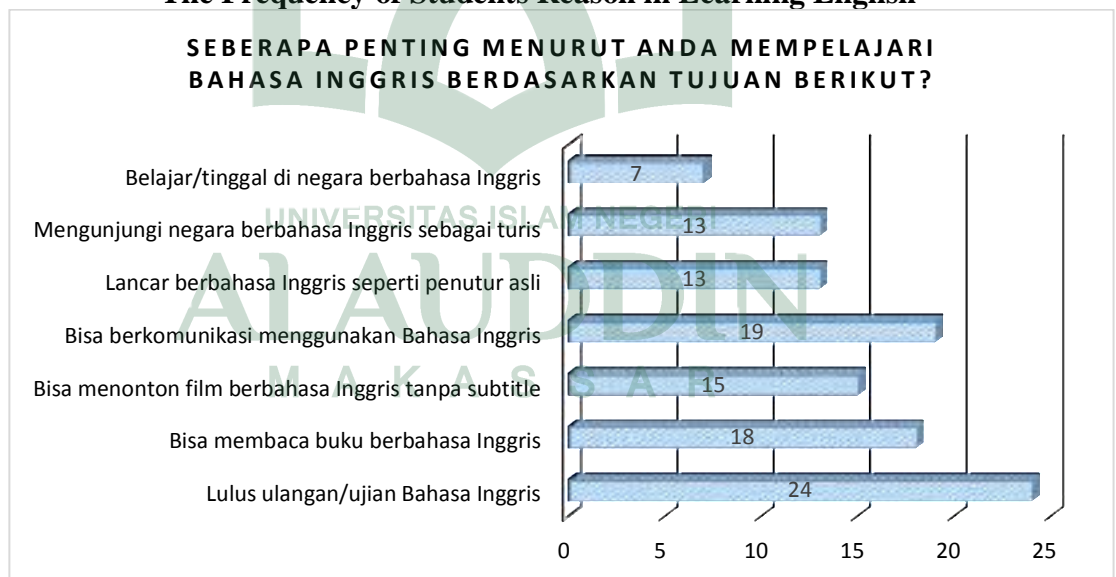
Picture 3.5
The Frequency of Students Purpose in Reading



Picture 3.6
the Percentage of Students Purpose in Reading



Picture 3.7
The Frequency of Students Reason in Learning English



Picture 3.8
The Percentage of Students Reason in Learning English



B. Discussion

The table and chart in previous part showed that students preferred fiction than nonfiction as reading material and could increase their reading comprehension better than nonfiction. It was proven by the result of the test and questionnaire the researcher gave to the students in SMAN 8 Gowa. The findings were in line with previous research done by Ariogul in 2001 who stated that putting fiction in the ESL/EFL curriculum offers several educational benefits such as enlarges the advanced level readers' and motivate students to read due to being an authentic material.

Based on the test, the mean score of fiction test was higher than nonfiction (see table 3.3). The data also supported by the result of questionnaire. The frequency and percentage of students answer showed there were more students in the class enjoyed reading fiction than nonfiction both in Indonesian and English (see table 4.1). It had the same finding with Mandarani (2017) who stated that

literary works such as story book and comics could were potential to cultivate the students' interest in reading as a habits from children till adults.

Furthermore, from the observation the researcher found that the students in SMAN 8 Gowa have the awareness on their mind that reading plays an important role in students' life. The statement was supported by the questionnaire, most of the students believed that reading helped those students to acquire knowledge and information (see table 4.3). This result showed that second grade students of SMAN 8 Gowa had a high interest in reading.

This finding was in line with Gerard (2011) who affirmed that consequently, reading helps the development of the students' personalities. Psychologists David Comer Kidd and Emanuele Castano, at the New School for Social Research in New York, have proved that reading literary fiction enhances the ability to detect and understand other people's emotions, a crucial skill in navigating complex social relationships.

In addition, the result of the questionnaire also indicated that fiction was the genre the students more likely to read (see table 4.2). The data also offered the students read more fiction books than nonfiction in their available time. This research was supported by Teppo (2013) who stated that prose fiction is useful in language learning as it covers so many areas of language learning. She stated that the use of fiction help the students with both written and spoken skill such as vocabulary, sentence structures and fluency.

In summary, fiction as reading material was more valuable on students' reading comprehension than nonfiction in literal level.

CHAPTER V

CONCLUSION AND SUGGESTION

A. *Conclusion*

The conclusion of this research was made based on the data in previous chapter.

1. There was significant difference on students' reading comprehension in literal level between fiction and nonfiction at second year students of SMAN 8 Gowa. It was proven by giving the students test both with fiction and nonfiction text. In the reading test with fiction and nonfiction text as the material, the students' mean score of fiction test was 70.77 meanwhile the students' mean score of nonfiction test was 52.74.
2. The data from questionnaire also sustained the result of the test. The questionnaire presented that the students preferred to read fiction more than nonfiction. It is because fiction could motivate students to read due to being an authentic material and worked with students' imagination. For further reason, fiction also enhances the ability to detect and understand other people's emotions, so that the students could navigate their social relationship in a better way. Based on the result, the researcher conclude that fiction was more prospective on students' reading comprehension on literal level at the second year students of SMAN 8 Gowa.

B. *Suggestions*

Based on the conclusion above, the researcher offers several suggestions as follows:

1. The researcher suggests the teacher to help identifying students' preference in reading so that they could expand the students' awareness of the importance of reading in life.
2. The researcher advises the teacher to give more fiction text as teaching material in English Learning Teaching process.
3. The researcher offers the teacher to familiarize the students with literature such fiction to arise students' interest in reading.
4. The researcher recommends the teacher to use fiction text such as short story in students' reading comprehension in advanced level such as inferential or critical level.

BIBLIOGRAPHY

- Ahmadi, M. R., & Pourhoseini Gilakjani, A. *Reciprocal Teaching Strategies and Their Impacts on English Reading Comprehension. Theory and Practice in Language Studies*, 2(10), 2053-2060. 2012.
- Alyousef, H. S. *Teaching Reading Comprehension to ESL/EFL Learners*. The Reading Matrix, 5(2), 143-154. 2005. Retrieved from <http://www.readingmatrix.com/articles/alyousef/article.pdf>
- Appley. *The Effectiveness of Fiction versus Nonfiction in Teaching Reading to ESL Students*. Portland State University: PDF Scholar. 1988.
- Ardhani. *The Influence of Fiction Collections of Students' Reading Interest in the Library of Maguwuharjo Islamic Senior High School*. UIN Sunan Kalijaga Yogyakarta. Thesis. 2014.
- Arikunto, Suharsimi. *Prosedur Penelitian Suatu Pendekatan Praktik*. Jakarta: PT.Rineka Cipta. 2006.
- Arioğul, S. *The Teaching of Reading through Short Stories in Advanced Classes*. Unpublished M.A Thesis. Ankara: Hacettepe University. 2001
- Benson, V. *Informing Literacy: A New Paradigm for Assessing Nonfiction*. The NERA Journal. 2003.
- Brookbank, D., Grover, S., Kullberg, K., & Strawser, C. *Improving Student Achievement Through Organization Of Student Learning*. (ED 435094). 1999.
- Caballero, Jasmine. *A Comparative Study Of Reading Comprehension of Selected Sophomore Students in Polytechnic University of The Philippines Quezon City Campus between A.Y. 2011-2012 and A.Y. 2012-2013 Correlates to Other Variables*. 2013. Accessed on September, 11 2018 on Scribd
- Chen, Mei-Ling. *Teaching English as a Foreign Language through Literature*. Finland: Academy Publisher. 2014
- Cronbach, Lee J. *Essentials of Psychological Testing*. New York: Harper & Row Publisher. 1960.
- Dawkins, John. *Defining Fiction and Nonfiction for Students vol. 54*. National Council of Teachers of English. 1977.
- DiYanni, Robert. *Fiction: An Introduction*. USA: The McGraw-Hill Companies, Inc. 2000.

- Duke, N. *Comprehension Instruction for Informational Text*. Presentation at the annual meeting of the Michigan Reading Association, Grand Rapids, MI. 2003.
- Gay, L.R. *Educational Research: Competencies for Analysis and Application. The Eleventh Edition*. New Jersey: Pearson Education. Inc. 2016.
- Gerard, Laurence. *A Study of Methodologies for Reading Fiction in Class with Language Learners*. Luxembourg: Lycée Technique Michel Lucius. 2011
- Harvey, Stephanie. *Nonfiction Inquiry: Using Real Reading and Writing to Explore the World*. National Council of Teachers of English. 2002.
- Kucer, S.B. *Dimensions of literacy: A Conceptual Base for Teaching Reading and Writing in School Setting, 2nd edition*. Mahwah, NJ: Lawrence Erlbaum Association. 2005.
- Mandarani. *Kajian Minat Membaca Siswa terhadap Karya Sastra*. Pedagogia: Jurnal Pendidikan. 2017. <http://dx.doi.org/10.21070/pedagogia.v6i1.608>
- Mardiana & Sarjan, Nurmadia. *An Analysis on the English Teachers Strategies In Teaching Reading Comprehension SMP 1 Wonomulyo*. ETERNAL (English, Teaching, Learning, Research Journal). 2017. Accessed on October, 13 2018.
- Marcus, Sybil. *A World of Fiction: Twenty Timeless Short Stories Second Edition*. Pearson Longman. 2005
- McCormick, S. *Instructing Students Who Have Literacy Problems (6th edition.)*. Upper Saddle River, NJ: Pearson Prentice Hall. 2007.
- McNamara, D.S., & Magliano, J. P. Towards a comprehensive model of comprehension. In B. Rose (Ed.), *The Psychology of Learning and Motivation* (pp.297-384). New York, NY: Academic Press. 2009.
- Miller, John. W. *World's Most Literate Nations*. New Britain: Central Connecticut State University. 2016. Accessed on January 23, 2019.
- Moss, Barbara. *Exploring the Literature of fact: Children's Nonfiction Trade Books in The Elementary Classroom*. New York: Guilford. 2003.
- Morley, David. *The Cambridge Introduction to Creative Writing*. Cambridge University Press. 2007
- Mc. Graw-Hill. *Placement and Diagnostic Assessment*. New York: The McGraw-Hill Companies, Inc. 2007.
- National Endowment for the Arts. *Reading At Risk. A Survey of Literary Reading in America*. 2004. National Endowment for the Arts.

- Nurmin. 22 *Nama SMA di Gowa berganti*. Tribun Timur. makassar.tribunnews.com/2017/02/09/22-nama-sma-di-gowa-berganti. Accessed on March 02, 2019.
- O'Boyle, Tonya V. *Expanding the Definition of Reading*. Missouri: University of Central Missouri. 2011.
- Ruhl, Michael S. *Student Engagement in Nonfiction Reading*. Wisconsin: University of Wisconsin Oshkosh. 2005.
- Sage. *Incorporating Literature in ESL Instruction*. USA: Prentice-Hall, Int. 1987.
- Schagen, Vera van. *A Hybrid Art: Literary Non-fiction in the Netherlands and Non-fiction Translation Policy*. Utrecht University. 2009.
- Sheng, He Ji. *A Cognitive Model for Teaching Reading Comprehension*. English Teaching Forum, 38(4). 2000.
- Sekolah Kita. *SMAN 1 Bontomarannu*. 2019. Accessed on March 3, 2019. sekolah.data.kemendikbud.go.id/index.php/chome/profil/cc33ad82-f7a2-4ada-9b3b-abf25bc7faa
- Snow, Catherine. *Reading for Understanding: Toward a Research and Development Program in Reading Comprehension*. Santa Monica, CA: Office of Education Research and Improvement. 2002.
- Stern, S. L. *An integrated Approach to Literature in ESL/EFL*. In Marianna Celece-Murcia (Ed.), *Teaching English as a second or Foreign Language*. 2001.
- Stanford, Judith A. *Responding to Literature: Fifth Edition*. USA: The McGraw-Hill Companies, Inc. 2006
- Sudijono, Anas. *Pengantar Statistik Pendidikan*. Jakarta: Rajawali Press. 2009.
- Sugiyono. *Metode Penelitian Pendidikan Pendekatan Kuantitatif, dan R & D*. Bandung: Penerbit Alfabeta. 2013.
- Teppo, Saara. *Prose Fiction in the English Classroom: Perceptions of IB Students*. University of Jyväskylä. Thesis. 2013.
- Torgesen, Joseph K. *Catch Them before They Fall*. USA: American Educator, v22 n1-2 p32-39 Spr-Sum. 1998.
- Woolley, Gary. *Reading Comprehension: Assisting Children with Learning Difficulties*. Science +Business Media B.V. 2011.
- Yahya, Che Lah & Hashim, Nor Hashimah. *The Acquisition of Comprehension Skills among High and Low Achievers of Year 4 to 6 Students in Primary School*. Science University of Malaysia. Thesis. 2013.

APPENDIX A

The Raw Score of Students' Reading Test in Fiction

Students	Number of Items										Total
	1	2	3	4	5	6	7	8	9	10	
1	7	7	0	7	12	12	12	12	12	12	93
2	7	0	7	7	12	12	12	12	12	12	93
3	7	0	0	7	12	12	12	12	12	12	86
4	7	0	0	7	12	12	12	12	12	12	86
5	7	0	0	7	12	12	12	12	12	12	86
6	7	0	0	7	12	12	12	12	12	12	86
7	7	0	0	7	12	12	12	12	12	12	86
8	7	0	0	7	12	12	12	12	12	12	86
9	7	0	0	7	12	12	12	12	12	12	86
10	0	0	0	7	12	12	12	12	12	12	79
11	0	0	0	7	12	12	12	12	12	12	79
12	0	0	0	7	12	12	12	12	12	12	79
13	0	0	0	7	12	12	12	12	12	12	79
14	0	0	0	7	12	12	12	12	12	12	79
15	7	0	7	7	12	12	12	12	12	12	93
16	7	0	7	7	12	12	12	12	12	12	93
17	7	0	7	7	12	12	12	12	12	12	93
18	7	7	0	7	12	12	12	12	12	12	93
19	7	0	7	7	12	12	12	12	12	12	93
20	7	0	7	7	12	12	12	12	12	12	93
21	7	7	0	7	12	12	12	12	12	12	93
22	7	7	0	0	12	12	12	12	12	12	86
23	7	0	0	7	12	12	12	12	12	12	86
24	7	7	0	0	12	0	12	12	0	12	62
25	0	0	0	7	12	0	12	12	0	12	55
26	0	7	7	0	12	0	12	0	12	12	62
27	0	0	0	7	12	12	12	12	0	0	55
28	0	0	0	7	12	0	12	12	0	12	55
29	0	0	0	7	0	12	12	0	12	12	55
30	0	0	0	7	12	0	12	0	0	12	43
31	0	0	0	0	0	0	12	12	12	0	36
32	0	0	0	0	12	0	12	0	0	0	24
33	0	0	0	0	12	0	0	0	0	12	24
34	0	0	0	0	0	0	0	0	0	0	0
35	0	0	0	0	0	0	0	0	0	0	0
Total Score											2477

Qualification	Frequency
100-85	18
84-66	5
65-55	6
<55	6



APPENDIX B
The Raw Score of Students' Reading Test in Nonfiction

Students	Number of Items										Total
	1	2	3	4	5	6	7	8	9	10	
1	7	7	0	7	12	12	12	12	12	12	93
2	7	7	0	7	12	12	12	12	12	12	93
3	7	7	0	7	12	12	12	12	12	12	93
4	7	7	0	7	12	12	12	12	12	12	93
5	7	7	0	7	12	12	12	12	12	12	93
6	7	7	0	7	12	12	12	12	12	12	93
7	7	7	0	7	12	12	12	12	12	12	93
8	7	7	0	7	12	12	12	12	12	12	93
9	7	7	0	7	12	12	0	0	12	12	69
10	7	7	0	7	12	12	0	0	12	12	69
11	7	7	0	7	12	12	0	0	12	12	69
12	7	7	0	7	12	12	0	0	12	12	69
13	7	7	0	7	12	12	0	0	12	12	69
14	7	7	0	7	12	12	0	0	12	12	69
15	7	7	0	7	0	0	12	0	12	0	45
16	7	7	0	7	0	0	12	0	12	0	45
17	7	7	0	7	0	0	12	0	12	0	45
18	7	7	0	7	0	0	12	0	12	0	45
19	7	7	0	7	0	0	12	0	12	0	45
20	7	7	0	7	0	0	12	0	12	0	45
21	7	7	0	7	0	0	12	0	12	0	45
22	7	7	0	7	0	0	12	0	12	0	45
23	7	7	0	7	0	0	12	0	12	0	45
24	7	7	0	7	0	12	0	0	0	0	33
25	7	7	0	7	0	12	0	0	0	0	33
26	7	7	0	7	0	0	0	0	0	0	21
27	7	7	7	0	0	0	0	0	0	0	21
28	7	7	7	0	0	0	0	0	0	0	21
29	7	0	0	7	0	0	0	0	0	0	14
30	7	0	7	7	0	0	0	0	0	0	21
31	7	7	0	7	0	0	0	0	0	0	21
32	7	7	7	7	0	0	0	0	0	0	28
33	7	7	7	7	0	0	0	0	0	0	28
34	7	0	7	7	0	0	0	0	0	0	21
35	7	7	0	7	0	0	0	0	0	0	21

Total score	1846
-------------	-------------

Qualification	Frequency
100-85	18
84-66	5
65-55	6
<55	6



APPENDIX C
The Percentage of Students' Score in Fiction and Nonfiction

Qualification	Fiction		Nonfiction	
	Frequency	Percentage	Frequency	Percentage
100-85	18	51.43	8	22.86
84-66	5	14.29	6	17.14
65-55	6	17.14	0	0.00
<55	6	17.14	21	60.00
Total	35	100	35	100

To find out the percentage of students' score, the researcher used the formula:

$$p = \frac{f}{n} \times 100\%$$

- a. Excellent to Very Good

$$\begin{aligned} \text{Fiction: } P &= \frac{18}{35} \times 100\% \\ &= 51.43\% \end{aligned}$$

$$\begin{aligned} \text{Nonfiction: } P &= \frac{8}{35} \times 100\% \\ &= 22.86\% \end{aligned}$$

- b. Good to Average

$$\begin{aligned} \text{Fiction: } P &= \frac{5}{35} \times 100\% \\ &= 14.29\% \end{aligned}$$

$$\begin{aligned} \text{Nonfiction: } P &= \frac{6}{35} \times 100\% \\ &= 17.14\% \end{aligned}$$

c. Fair to Poor

$$\text{Fiction: } P = \frac{6}{35} \times 100\%$$

$$= 17.14\%$$

$$\text{Nonfiction: } P = \frac{0}{35} \times 100\%$$

$$= 0\%$$

d. Very Poor

$$\text{Fiction: } P = \frac{6}{35} \times 100\%$$

$$= 17.14\%$$

$$\text{Nonfiction: } P = \frac{21}{35} \times 100\%$$

$$= 60\%$$



APPENDIX D
The Mean Score of Fiction and Nonfiction

Student	Fiction		Nonfiction	
	X_1	X_1^2	X_2	X_2^2
1	93	8649	93	8649
2	93	8649	93	8649
3	86	7396	93	8649
4	86	7396	93	8649
5	86	7396	93	8649
6	86	7396	93	8649
7	86	7396	93	8649
8	86	7396	93	8649
9	86	7396	69	4761
10	79	6241	69	4761
11	79	6241	69	4761
12	79	6241	69	4761
13	79	6241	69	4761
14	79	6241	69	4761
15	93	8649	45	2025
16	93	8649	45	2025
17	93	8649	45	2025
18	93	8649	45	2025
19	93	8649	45	2025
20	93	8649	45	2025
21	93	8649	45	2025
22	86	7396	45	2025
23	86	7396	45	2025
24	62	3844	33	1089
25	55	3025	33	1089
26	62	3844	21	441
27	55	3025	21	441
28	55	3025	21	441
29	55	3025	14	196
30	43	1849	21	441
31	36	1296	21	441
32	24	576	28	784
33	24	576	28	784
34	0	0	21	441
35	0	0	21	441

Total	2477	199695	1846	123012
-------	------	--------	------	--------

To find out mean score, the researcher used the formula:


$$\bar{X} = \frac{\sum X}{n}$$

- a. The mean score of Fiction

$$\begin{aligned}\bar{X} &= \frac{2477}{35} \\ &= 70.77\end{aligned}$$

- b. The Mean Score of Nonfiction

$$\begin{aligned}\bar{X} &= \frac{1846}{35} \\ &= 52.74\end{aligned}$$



APPENDIX E

Standard Deviation of Fiction and Nonfiction

To find out the standard deviation, the researcher used the formula:

$$SD = \sqrt{\frac{SS}{n-1}}$$

Where:

$$SS = \sum x^2 - \frac{(\sum x)^2}{n}$$

a. SD of Fiction

$$\begin{aligned} SS &= 199695 - \frac{6135529}{35} \\ &= 199695 - 175300.8 \\ SS &= 24394.17 \end{aligned}$$

$$\begin{aligned} SD &= \sqrt{\frac{24394.17}{35-1}} = \sqrt{717.4756} \\ &= 26.79 \end{aligned}$$

b. SD of Nonfiction

$$\begin{aligned} SS &= 123012 - \frac{3407716}{35} \\ &= 123012 - 97363.31 \\ SS &= 25648.69 \end{aligned}$$

$$\begin{aligned} SD &= \sqrt{\frac{25648.69}{35-1}} = \sqrt{754.3731} \\ &= 27.47 \end{aligned}$$

APPENDIX F

The Significant Difference

To find out the significant difference, the researcher used the formula:

a. T-test

$$t = \frac{X_1 - X_2}{\sqrt{\left(\frac{SS_1 + SS_2}{n_1 + n_2 - 2}\right) \left(\frac{1}{n_1} + \frac{1}{n_2}\right)}}$$

$$t = \frac{70.77 - 52.74}{\sqrt{\left(\frac{24394.17 + 25648.69}{35 + 35 - 2}\right) \left(\frac{1}{35} + \frac{1}{35}\right)}}$$

$$t = \frac{18.03}{\sqrt{\left(\frac{50042.86}{68}\right) (0.057143)}}$$

$$t = \frac{18.03}{\sqrt{735.9244 \times 0.057143}} = \frac{18.03}{\sqrt{42.05}} = \frac{18.03}{6.484815}$$

$$t = 2.780121 = 2.78$$

b. t-table

For level significance (α) = 0.05

Degree of freedom (df) = $n_1 + n_2 - 2 = 35 + 35 - 2 = 68$

T table = 2.000

APPENDIX G
Distribution of t

d.f	$t_{0.20}$	$t_{0.10}$	$t_{0.05}$	$t_{0.02}$	$t_{0.01}$
1	3,078	6,314	12,706	31,821	63, 657
2	1,886	2,920	4,303	6,965	9,925
3	1,638	2,353	3,182	4,541	5,841
4	1,533	2,132	2,776	3,747	4,604
5	1,476	2,015	2,571	3,365	4,032
6	1,440	1,943	2,447	3,143	3,707
7	1,415	1,895	2,365	2,998	3,499
8	1,397	1,860	2,306	2,896	3,355
9	1,383	1,833	2,262	2,821	3,250
10	1,372	1,812	2,228	2,764	3,169
20	1,325	1,725	2,086	2,528	2,845
30	1,310	1,697	2,042	2,457	2,750
40	1,303	1,684	2,021	2,423	2,704
50	1,299	1,676	2,009	2,403	2,678
60	1,296	1,671	2,000	2,390	2,660
61	1,296	1,670	2,000	2,389	2,659
62	1,295	1,670	1,999	2,388	2,657
63	1,295	1,669	1,998	2,387	2,656
64	1,295	1,669	1,998	2,386	2,655
65	1,295	1,669	1,997	2,385	2,654
66	1,295	1,668	1,997	2,384	2,652

67	1,294	1,668	1,996	2,383	2,651
68	1,294	1,668	1,995	2,382	2,650
69	1,294	1,667	1,995	2,382	2,649
70	1,294	1,667	1,994	2,381	2,648
80	1,292	1,664	1,990	2,374	2,639
90	1,291	1,662	1,987	2,368	2,632
91	1,291	1,662	1,986	2,368	2,631
92	1,291	1,662	1,986	2,368	2,630
93	1,291	1,661	1,986	2,367	2,630
94	1,291	1,661	1,986	2,367	2,629
95	1,291	1,661	1,985	2,366	2,629
96	1,290	1,661	1,985	2,366	2,628
97	1,290	1,661	1,985	2,365	2,627
98	1,290	1,661	1,984	2,365	2,627
99	1,290	1,660	1,984	2,365	2,626
Inf.	1,290	1,660	1,984	2,364	2,626

APPENDIX H
The Raw Score of Questionnaire

1. Yes/No Question

No	Fiction				Nonfiction			
	Yes	No	Yes	No	Yes	No	Yes	No
1	–	√	–	√	–	√	–	√
2	√	–	–	√	√	–	–	√
3	√	–	–	√	√	–	–	√
4	√	–	√	–	√	–	√	–
5	√	–	–	√	–	√	–	√
6	√	–	√	–	√	–	–	√
7	√	–	–	√	√	–	–	√
8	√	–	–	√	√	–	–	√
9	√	–	–	√	–	√	–	√
10	√	–	√	–	√	–	–	√
11	√	–	√	–	√	–	√	–
12	–	√	√	–	–	√	–	√
13	√	–	–	√	√	–	–	√
14	√	–	–	√	–	√	–	√
15	√	–	√	–	√	–	√	–
16	√	–	√	–	√	–	√	–
17	√	–	–	√	√	–	–	√
18	√	–	√	–	√	–	√	–
19	–	√	√	–	√	–	–	√
20	√	–	–	√	√	–	√	–
21	√	–	√	–	√	–	–	√
22	√	–	√	–	–	√	√	–

23	√	–	–	√	√	–	√	–
24	√	–	–	√	√	–	√	–
25	√	–	–	√	√	–	√	–
26	√	–	√	–	√	–	–	√
27	√	–	√	–	√	–	√	–
28	–	√	√	–	√	–	√	–
29	√	–	√	–	–	√	–	√
30	√	–	√	–	–	√	–	√
31	√	–	–	√	√	–	√	–
32	–	√	√	–	√	–	√	–
33	√	–	√	–	–	√	–	√
34	–	√	–	√	–	√	–	√
35	√	–	–	√	√	–	–	√
Total	30	5	19	16	25	10	14	21
Percentage	85.71	14.29	54.29	45.71	71.43	28.57	40.00	60.00

2. Four Options Item

No	Fiction				Nonfiction			
	D5	D10	D15	D20	D5	D10	D15	D20
1	√	—	—	—	√	—	—	—
2	—	√	—	—	√	—	—	—
3	—	—	√	—	—	√	—	—
4	√	—	—	—	√	—	—	—
5	√	—	—	—	√	—	—	—
6	√	—	—	—	√	—	—	—
7	—	√	—	—	—	—	√	—
8	√	—	—	—	√	—	—	—
9	√	—	—	—	√	—	—	—
10	—	√	—	—	√	—	—	—
11	—	—	—	√	—	—	—	√
12	—	—	√	—	√	—	—	—
13	√	—	—	—	√	—	—	—
14	√	—	—	—	√	—	—	—
15	√	—	—	—	√	—	—	—
16	√	—	—	—	√	—	—	—
17	—	√	—	—	√	—	—	—
18	√	—	—	—	—	—	—	√
19	√	—	—	—	√	—	—	—
20	—	√	—	—	—	—	√	—
21	—	—	√	—	—	√	—	—
22	—	√	—	—	√	—	—	—
23	√	—	—	—	√	—	—	—
24	√	—	—	—	√	—	—	—
25	√	—	—	—	—	√	—	—
26	—	—	—	√	√	—	—	—
27	√	—	—	—	√	—	—	—
28	√	—	—	—	√	—	—	—
29	√	—	—	—	√	—	—	—
30	√	—	—	—	√	—	—	—
31	√	—	—	—	√	—	—	—
32	√	—	—	—	√	—	—	—
33	√	—	—	—	√	—	—	—
34	√	—	—	—	√	—	—	—
35	—	√	—	—	√	—	—	—
Total	23	7	3	2	28	3	2	2
Percentage	65.71	20.00	8.57	5.71	80.00	8.57	5.71	5.71

3. Five Options Item

No	ITEM																																																		Total		
	1	2	3	4	5	6	7	8	9	10	11	12	13	14	15	16	17	18	19	20	21	22	23	24	25	26	27	28	29	30	31	32	33	34	34	34	36	37	38	39	40	41	42	43	44	45	46	47	48	49		50	
1	4	5	3	2	2	4	5	3	3	4	3	3	4	5	3	4	4	4	4	4	4	4	3	5	3	3	3	3	4	4	5	4	4	3	4	5	3	3	3	3	3	4	3	3	5	5	3	3	4	5	185		
2	4	4	4	2	2	4	3	3	4	2	3	1	3	2	1	3	4	4	4	4	3	3	3	3	4	4	3	4	2	4	1	3	2	4	1	3	4	3	4	4	3	2	4	3	4	4	4	4	3	57			
3	4	3	4	4	4	4	2	3	5	3	4	2	3	3	5	5	4	3	4	3	5	5	4	3	4	4	4	3	3	3	4	4	4	5	3	4	4	4	4	4	4	5	4	3	3	3	3	3	4	4	2	84	
4	2	3	5	3	3	5	4	2	5	4	4	2	5	3	2	5	5	5	5	5	5	5	5	4	2	2	5	2	2	5	2	5	4	5	1	5	5	5	4	3	3	2	2	4	5	5	5	5	5	2	91		
5	4	3	4	3	2	2	4	2	2	2	3	3	2	3	1	4	3	3	2	2	2	1	2	3	1	4	5	3	3	5	2	3	5	3	2	3	3	4	5	4	3	2	2	2	4	3	2	3	3	2	43		
6	1	2	3	2	2	5	4	3	4	1	5	1	4	1	1	4	2	3	1	1	2	1	3	2	2	4	5	3	2	2	4	5	4	5	2	5	5	5	5	5	5	4	2	1	1	2	4	5	5	4	1	50	
7	4	5	5	3	3	5	4	5	5	4	5	2	5	2	1	5	5	5	5	5	2	2	3	4	4	5	5	5	3	5	4	5	5	5	4	5	5	5	5	5	5	5	4	4	3	4	4	5	4	5	5	3	10
8	5	1	1	1	1	5	1	3	5	2	5	1	1	3	1	5	5	1	5	5	5	1	4	1	5	3	3	5	3	4	1	1	3	5	2	5	4	3	2	5	1	5	5	5	5	5	1	5	3	1	58		
9	3	3	2	2	2	4	5	3	2	2	3	1	3	2	2	5	3	2	2	1	1	1	1	2	2	1	2	2	1	2	2	2	5	3	3	3	3	3	3	4	3	3	3	3	2	2	2	3	3	3	2	24	
10	2	3	2	1	2	5	3	5	3	3	5	1	3	3	1	4	2	1	4	3	3	3	3	3	5	2	2	3	3	5	3	2	2	4	1	5	4	4	3	3	2	3	1	1	1	5	4	5	3	2	46		
11	3	1	2	2	1	5	1	3	5	1	4	2	1	3	3	5	5	5	5	4	3	2	5	2	1	5	5	3	2	5	1	5	5	4	1	4	5	5	5	5	4	1	5	1	1	5	1	3	5	5	3	63	

1 2	2	1	1	1	1	1	2	2	2	1	2	1	3	2	2	2	3	1	1	1	1	1	2	1	2	2	1	1	1	1	1	3	1	1	1	1	1	1	1	1	1	1	1	2	3	3	1	1	7 2				
1 3	2	4	4	2	1	4	4	4	3	2	3	1	3	3	1	4	3	2	3	2	4	3	4	3	2	5	4	2	2	4	2	5	4	3	3	4	4	4	3	3	3	4	5	4	4	5	4	4	3	1 6 3			
1 4	3	3	3	1	1	4	3	2	2	3	3	1	3	2	3	5	5	5	5	5	4	3	4	3	5	3	1	4	3	4	3	3	5	4	3	4	5	5	5	4	4	3	3	3	2	5	3	4	3	2	1 6 9		
1 5	4	4	4	4	4	5	3	3	3	3	4	3	4	5	3	5	5	4	4	4	3	4	5	4	4	4	3	3	3	3	4	4	4	4	4	4	4	4	4	4	3	3	4	2	3	3	5	4	4	4	1	1 8 6	
1 6	3	2	3	3	2	4	4	4	3	3	4	1	2	2	1	5	5	5	5	5	5	4	5	3	5	4	4	4	3	3	3	4	4	4	3	4	5	5	5	4	3	3	2	3	2	5	4	5	4	3	1 8 1		
1 7	3	5	4	2	1	5	5	3	4	4	3	3	3	5	2	5	4	4	4	4	4	4	3	3	5	4	4	3	3	4	4	5	4	4	3	4	5	4	4	3	4	5	4	4	3	4	5	5	4	4	5	3	1 9 1
1 8	1	4	4	3	3	4	3	3	4	3	3	2	4	2	3	5	5	5	5	5	5	5	4	3	2	4	2	3	2	4	3	2	4	4	3	2	5	4	4	4	3	4	3	2	2	3	3	3	4	4	3	1 6 9	
1 9	5	5	5	3	2	1	2	3	4	5	1	2	3	4	5	1	5	2	4	2	5	3	1	5	5	5	3	5	4	5	1	5	4	5	3	5	5	5	5	5	5	1	2	1	2	4	1	3	1	3	2	1 6 8	
2 0	2	1	2	4	5	4	1	4	3	1	3	1	1	2	1	5	5	5	5	5	5	4	2	1	3	1	2	2	1	1	1	2	2	4	1	3	2	2	2	2	4	3	1	2	1	1	2	4	4	1	3	1 2 7	
2 1	1	4	5	2	1	5	5	3	1	1	5	1	5	5	3	5	5	5	5	5	5	1	4	1	5	3	5	1	1	1	1	4	5	5	4	5	5	5	5	5	5	3	3	5	3	5	5	5	5	5	1	1 8 3	
2 2	2	3	3	4	2	5	2	4	5	2	5	1	3	2	2	4	3	3	3	3	3	3	4	3	4	3	3	5	3	5	5	5	5	5	5	5	5	5	5	4	5	4	5	3	2	2	2	5	4	5	5	2	1 8 0
2 3	3	4	3	3	4	5	3	3	3	2	5	1	4	3	1	5	4	4	5	5	4	4	5	4	4	3	4	2	2	4	2	2	4	3	4	3	5	5	5	4	5	3	1	1	3	4	4	4	5	4	1 7 7		
2 4	1	2	3	2	2	5	4	3	4	1	5	1	4	1	1	4	2	3	1	1	2	1	4	2	2	4	5	3	2	2	4	5	4	5	2	5	5	5	5	5	3	4	2	1	4	3	4	5	5	4	1	1 5 3	
2	1	1	4	4	3	4	5	4	1	1	5	1	4	1	1	5	3	5	5	4	4	1	5	4	3	3	4	5	4	1	2	4	4	4	5	3	5	4	5	4	5	1	1	1	1	5	5	5	5	1	1		

APPENDIX I

The Frequency of Questionnaire

1. Yes/No Question

No	Item	Yes	No
1	Apakah Anda suka membaca cerita fiksi?	30	5
2	Apakah Anda suka membaca buku fiksi dalam Bahasa Inggris?	19	16
3	Apakah Anda suka membaca non-fiksi?	25	10
4	Apakah Anda suka membaca buku non-fiksi dalam Bahasa Inggris?	14	21

2. Four Options Item

No	Item	D5	D10	D15	D20
5	Jumlah buku fiksi yang sudah Anda baca dalam kurun enam bulan terakhir adalah...	23	7	3	2
6	Jumlah buku nonfiksi yang sudah Anda baca dalam kurun enam bulan terakhir adalah...	28	3	2	2

3. Five Options Item

7	Berapa lama durasi yang biasanya Anda habiskan untuk membaca dalam satu hari?	Tidak Lama	Kurang Lama	Lama	Cukup Lama	Sangat Lama
A	Saya kurang suka membaca jika tidak diperlukan	9	8	9	7	2
B	Kurang dari 30 menit dalam satu hari	7	6	9	8	5
C	Lebih dari 30 menit tapi kurang dari 60 menit dalam satu hari	2	5	12	10	6
D	1 atau 2 jam dalam satu hari	6	13	9	6	1
E	Lebih dari 2 jam dalam satu hari	10	15	4	3	3

8	Seberapa penting menurut Anda untuk membaca buku di rumah?	Tidak Penting	Kurang Penting	Penting	Cukup Penting	Sangat Penting
		2	1	1	13	18

9	Sebarapa setuju atau tidak setuju Anda dengan pernyataan di	Tidak Setuju	Kurang Setuju	Setuju	Cukup Setuju	Sangat Setuju
---	---	--------------	---------------	--------	--------------	---------------

	bawah ini?					
A	Saya membaca jika Saya memang diharuskan	3	6	10	8	8
B	Membaca adalah salah satu kegemaran Saya	0	4	16	10	5
C	Saya senang mendiskusikan buku yang telah Saya baca dengan orang lain	2	5	10	9	9
D	Saya sulit menyelesaikan membaca sebuah buku	11	9	10	4	1
E	Saya senang jika mendapat buku sebagai hadiah	1	2	12	8	12
F	Menurut Saya, membaca adalah kegiatan yang membuang waktu/membosankan	24	7	4	0	0
G	Saya menikmati kegiatan pergi ke toko buku atau perpustakaan	3	4	12	9	7
H	Saya membaca hanya untuk mencari informasi yang Saya butuhkan	3	9	15	1	7
I	Saya tidak bisa duduk diam dan membaca bahkan hanya untuk beberapa menit	16	8	8		3

10	Seberapa penting menurut Anda mempelajari Bahasa Inggris berdasarkan tujuan berikut?	Tidak Penting	Kurang Penting	Penting	Cukup Penting	Sangat Penting
A	Lulus ulangan/ujian Bahasa Inggris	1	1	1	8	24
B	Bisa membaca buku berbahasa Inggris	0	4	7	6	18
C	Bisa menonton film berbahasa Inggris tanpa subtitle	3	5	6	6	15
D	Bisa berkomunikasi menggunakan Bahasa Inggris	3	4	2	7	19
E	Lancar berbahasa Inggris seperti penutur asli	5	4	3	10	13
F	Mengunjungi negara berbahasa Inggris sebagai turis	3	5	6	8	13
G	Belajar/tinggal di negara berbahasa Inggris	10	2	7	9	7

11	Jenis buku apa yang Anda lebih	Tidak	Kurang	Suka	Cukup	Sangat
----	---------------------------------------	--------------	---------------	-------------	--------------	---------------

	suka baca?	Suka	Suka		Suka	Suka
A	Aksi, detektif, kejahatan	3	3	6	10	13
B	Biografi	4	6	12	10	3
C	Kisah Cinta	3	7	3	11	11
D	Sejarah	2	4	11	11	7
E	Ensiklopedi pengetahuan	4	5	8	8	10
F	Kumpulan puisi	2	6	13	6	8
G	Jurnal	4	10	13	6	2
H	Cerita inspiratif	5	5	5	9	11

12	Seberapa sering Anda membaca materi dibawah ketika Anda berminat untuk membaca?	Tidak Sering	Kurang Sering	Sering	Cukup Sering	Sangat Sering
A	Majalah	8	8	7	9	3
B	Komik	1	5	7	7	15
C	Buku pelajaran	1	3	2	17	12
D	Novel	1	0	7	14	13
E	Koran	7	6	12	5	5

13	Apa tujuan yang ingin Anda capai ketika membaca sebuah buku?	Tidak Penting	Kurang Penting	Penting	Cukup Penting	Sangat Penting
A	Mendapat hiburan	1	0	7	10	17
B	Memperoleh informasi/wawasan	1	1	3	8	22
C	Menambah kosa kata	1	1	5	12	16
D	Memperoleh pesan moral/pembelajaran hidup	1	2	4	8	20
E	Memperbaiki keterampilan menulis	1	0	9	16	9

14	Ketika saya membaca sebuah buku, saya biasanya...	Tidak Sering	Kurang Sering	Sering	Cukup Sering	Sangat Sering
A	Membaca setiap paragraf dengan seksama supaya saya tidak melewati bagian penting.	4	2	13	8	8
B	Membaca dengan cepat sehingga saya bisa segera tahu apa yang sebenarnya terjadi	4	7	11	10	3

C	Hanya membaca bagian awal dan bagian akhir untuk mengetahui isi utama buku tersebut	11	12	8	0	4
D	Melewati bagian yang terlalu sulit	11	8	9	5	2
E	Berhenti membaca ketika bacaan itu mulai terasa membosankan	5	10	8	5	7

15	Hal yang biasanya membuat saya tertarik membaca sebuah buku adalah...	Tidak Sering	Kurang Sering	Sering	Cukup Sering	Sangat Sering
A	Ada banyak gambar menarik dalam buku itu	2	3	8	3	19
B	Penulis/pengarangnya merupakan orang terkenal	1	1	11	14	8
C	Buku itu memiliki judul yang menarik	1	0	5	13	16
D	Ada banyak informasi menarik di dalam buku	2	0	8	10	15
E	Membaca buku bukanlah kegemaran saya	10	11	10	1	3

APPENDIX J

The Percentage of Questionnaire

1. Yes/No Question

No	Item	Yes	No
1	Apakah Anda suka membaca cerita fiksi?	85.71	14.29
2	Apakah Anda suka membaca buku fiksi dalam Bahasa Inggris?	54.29	45.71
3	Apakah Anda suka membaca non-fiksi?	71.43	28.57
4	Apakah Anda suka membaca buku non-fiksi dalam Bahasa Inggris?	40.00	60.00

2. Four Options Item

No	Item	D5	D10	D15	D20
5	Jumlah buku fiksi yang sudah Anda baca dalam kurun enam bulan terakhir adalah...	65.71	20.00	8.57	5.71
6	Jumlah buku nonfiksi yang sudah Anda baca dalam kurun enam bulan terakhir adalah...	80.00	8.57	5.71	5.71

3. Five Options Item

7	Berapa lama durasi yang biasanya Anda habiskan untuk membaca dalam satu hari?	Tidak Lama	Kurang Lama	Lama	Cukup Lama	Sangat Lama
A	Saya kurang suka membaca jika tidak diperlukan	25.71	22.86	25.71	20.00	5.71
B	Kurang dari 30 menit dalam satu hari	20.00	17.14	25.71	22.86	14.29
C	Lebih dari 30 menit tapi kurang dari 60 menit dalam satu hari	5.71	14.29	34.29	28.57	17.14
D	1 atau 2 jam dalam satu hari	17.14	37.14	25.71	17.14	2.86
E	Lebih dari 2 jam dalam satu hari	28.57	42.86	11.43	8.57	8.57

8	Seberapa penting menurut Anda untuk membaca buku di rumah?	Tidak Penting	Kurang Penting	Penting	Cukup Penting	Sangat Penting
		5.71	2.86	2.86	37.14	51.43

9	Seberapa setuju atau tidak setuju Anda dengan pernyataan di	Tidak Setuju	Kurang Setuju	Setuju	Cukup Setuju	Sangat Setuju
---	---	--------------	---------------	--------	--------------	---------------

	bawah ini?					
A	Saya membaca jika Saya memang diharuskan	8.57	17.14	28.57	22.86	22.86
B	Membaca adalah salah satu kegemaran Saya	0.00	11.43	45.71	28.57	14.29
C	Saya senang mendiskusikan buku yang telah Saya baca dengan orang lain	5.71	14.29	28.57	25.71	25.71
D	Saya sulit menyelesaikan membaca sebuah buku	31.43	25.71	28.57	11.43	2.86
E	Saya senang jika mendapat buku sebagai hadiah	2.86	5.71	34.29	22.86	34.29
F	Menurut Saya, membaca adalah kegiatan yang membuang waktu/membosankan	68.57	20.00	11.43	0.00	0.00
G	Saya menikmati kegiatan pergi ke toko buku atau perpustakaan	8.57	11.43	34.29	25.71	20.00
H	Saya membaca hanya untuk mencari informasi yang Saya butuhkan	8.57	25.71	42.86	2.86	20.00
I	Saya tidak bisa duduk diam dan membaca bahkan hanya untuk beberapa menit	45.71	22.86	22.86	0.00	8.57

10	Seberapa penting menurut Anda mempelajari Bahasa Inggris berdasarkan tujuan berikut?	Tidak Penting	Kurang Penting	Penting	Cukup Penting	Sangat Penting
A	Lulus ulangan/ujian Bahasa Inggris	2.86	2.86	2.86	22.86	68.57
B	Bisa membaca buku berbahasa Inggris	0.00	11.43	20.00	17.14	51.43
C	Bisa menonton film berbahasa Inggris tanpa subtitle	8.57	14.29	17.14	17.14	42.86
D	Bisa berkomunikasi menggunakan Bahasa Inggris	8.57	11.43	5.71	20.00	54.29
E	Lancar berbahasa Inggris seperti penutur asli	14.29	11.43	8.57	28.57	37.14
F	Mengunjungi negara berbahasa Inggris sebagai turis	8.57	14.29	17.14	22.86	37.14
G	Belajar/tinggal di negara berbahasa Inggris	28.57	5.71	20.00	25.71	20.00

11	Jenis buku apa yang Anda lebih	Tidak	Kurang	Suka	Cukup	Sangat
----	---------------------------------------	--------------	---------------	-------------	--------------	---------------

	suka baca?	Suka	Suka		Suka	Suka
A	Aksi, detektif, kejahatan	8.57	8.57	17.14	28.57	37.14
B	Biografi	11.43	17.14	34.29	28.57	8.57
C	Kisah Cinta	8.57	20.00	8.57	31.43	31.43
D	Sejarah	5.71	11.43	31.43	31.43	20.00
E	Ensiklopedi pengetahuan	11.43	14.29	22.86	22.86	28.57
F	Kumpulan puisi	5.71	17.14	37.14	17.14	22.86
G	Jurnal	11.43	28.57	37.14	17.14	5.71
H	Cerita inspiratif	14.29	14.29	14.29	25.71	31.43

12	Seberapa sering Anda membaca materi dibawah ketika Anda berminat untuk membaca?	Tidak Sering	Kurang Sering	Sering	Cukup Sering	Sangat Sering
A	Majalah	22.86	22.86	20.00	25.71	8.57
B	Komik	2.86	14.29	20.00	20.00	42.86
C	Buku pelajaran	2.86	8.57	5.71	48.57	34.29
D	Novel	2.86	0.00	20.00	40.00	37.14
E	Koran	20.00	17.14	34.29	14.29	14.29

13	Apa tujuan yang ingin Anda capai ketika membaca sebuah buku?	Tidak Penting	Kurang Penting	Penting	Cukup Penting	Sangat Penting
A	Mendapat hiburan	2.86	0.00	20.00	28.57	48.57
B	Memperoleh informasi/wawasan	2.86	2.86	8.57	22.86	62.86
C	Menambah kosa kata	2.86	2.86	14.29	34.29	45.71
D	Memperoleh pesan moral/pembelajaran hidup	2.86	5.71	11.43	22.86	57.14
E	Memperbaiki keterampilan menulis	2.86	0.00	25.71	45.71	25.71

14	Ketika saya membaca sebuah buku, saya biasanya...	Tidak Sering	Kurang Sering	Sering	Cukup Sering	Sangat Sering
A	Membaca setiap paragraf dengan seksama supaya saya tidak melewatkan bagian penting.	11.43	5.71	37.14	22.86	22.86
B	Membaca dengan cepat sehingga saya bisa segera tahu apa yang sebenarnya terjadi	11.43	20.00	31.43	28.57	8.57
C	Hanya membaca bagian awal dan bagian akhir untuk mengetahui isi utama buku tersebut	31.43	34.29	22.86	0.00	11.43
D	Melewati bagian yang terlalu sulit	31.43	22.86	25.71	14.29	5.71
E	Berhenti membaca ketika bacaan itu mulai terasa membosankan	14.29	28.57	22.86	14.29	20.00

15	Hal yang biasanya membuat saya tertarik membaca sebuah buku adalah...	Tidak Sering	Kurang Sering	Sering	Cukup Sering	Sangat Sering
A	Ada banyak gambar menarik dalam buku itu	5.71	8.57	22.86	8.57	54.29
B	Penulis/pengarangnya merupakan orang terkenal	2.86	2.86	31.43	40.00	22.86
C	Buku itu memiliki judul yang menarik	2.86	0.00	14.29	37.14	45.71
D	Ada banyak informasi menarik di dalam buku	5.71	0.00	22.86	28.57	42.86
E	Membaca buku bukanlah kegemaran saya	28.57	31.43	28.57	2.86	8.57

APPENDIX K

Fiction Reading Test

Untuk menjawab soal nomor 1-4, silahkan baca cerita tentang Sam dan Aunt Jazzy di bawah ini.

Forever Minutes

Sam looked out the apartment window. He saw many people walking along the sidewalk. He was looking for one special person, though. He was looking for Aunt Jazzy. Aunt Jazzy was an artist, and her paintings were in an art show. Aunt Jazzy had asked Sam to go see the paintings with her. So Sam was very happy.

Soon Sam saw a tall woman at the end of the block. She was wearing a shirt that had big splashes of colour. It was Aunt Jazzy!

"She's here!" Sam called to his mother. He ran to open the door. Aunt Jazzy stepped into the room and gave Sam a big and warm hug.

"Are you ready?" asked Aunt Jazzy.

"Let's go!" yelled Sam.

Before long Sam and Aunt Jazzy were walking along the sidewalk. After several blocks, Aunt Jazzy stopped in front of a tall building. She led Sam up the stairs. A man walked up to meet them.

"We are happy to have you visit today, Ms. Wilson," the man said. "Your paintings are hanging in that room."

Sam looked to where the man pointed. There was a big sign above the door that said *Forever Minutes by Jazzy Wilson*.

"That's you!" Sam laughed. He took his aunt's hand and pulled her quickly toward the room. Sam looked around the room. There were many colourful paintings hanging on the walls. They made Sam think of the shirt Aunt Jazzy was wearing.

"Did you paint all of these?" Sam asked. Aunt Jazzy smiled and nodded.

"Each painting shows something special in my life," Aunt Jazzy explained. "Some paintings show people, while others show places. I wanted to remember all of these special minutes forever, so I painted pictures of them."

Aunt Jazzy took Sam to look at each painting and told him why each one was special. Finally, they looked at the last picture.

"This is my favourite," Aunt Jazzy said with a smile.

Sam's mouth dropped open. "That's me and you!" he said. "I remember that day. We took a picnic to the park and fed the ducks. It was a very special day!"

“Just like today!” added Aunt Jazzy. “Now I have one more forever minute that I want to paint when I get home!”

1. What is the central idea of this story?
 - a. Families remember special times they spend together.
 - b. Art helps us see beauty in the world around us.
 - c. Members of a family take care of each other.
 - d. Artists look at the world in a special way.
2. What evidence from the text shows that Sam and Aunt Jazzy care about each other?
 - a. They finally looked at the last picture.
 - b. “She’s here!” Sam called to his mother.
 - c. Aunt Jazzy had asked Sam to go see the paintings with her.
 - d. Aunt Jazzy stepped into the room and gave Sam a big hug.
3. What happens AFTER Sam sees the sign?
 - a. Sam looks out the window to find Aunt Jazzy.
 - b. Sam and Aunt Jazzy walk along the sidewalk.
 - c. A man meets Sam and Aunt Jazzy in the building.
 - d. Sam pulls Aunt Jazzy toward the room with the paintings.
4. How does Sam feel when he sees himself in a painting?
 - a. angry
 - b. puzzled
 - c. surprised
 - d. unhappy

Untuk soal nomor 5-10, isi setiap bagian yang kosong dengan kata yang sudah disediakan di bawah dengan sesuai dan benar.

Once Upon a Time

Once upon a time there was a prisoner whom nobody ever (5)_____ to see, and to whom no friend ever came to say a kind word in his dark (6)_____. He led a dreary, wretched life, but one (7)_____ a little mouse came out of a (8)_____ in the corner. As it was very shy, it disappeared as soon as the (9)_____ moved, but soon it came back. He threw it a crumb from his scanty meal. From that day the little mouse came back to see him every day.

The mouse used to come and snuggle up against his neck or play on (10)_____ hands. To cut a long story, they became real friends, and his dark cell never seemed as lonesome to the prisoner when the little mouse was there.

his hole prisoner cell day came

Answer Key

1. A
2. D
3. D
4. C
5. Came
6. Cell
7. Day
8. Hole
9. Prisoner
10. His

APPENDIX L

Nonfiction Reading Test

Untuk menjawab soal nomor 1-4, silahkan baca wacana tentang Beaver di bawah ini.

Beavers

Beavers belong to the same animal family as mice. Beavers and mice have big front teeth. The teeth on both animals never stop growing. However, beavers and mice are very different. First, beavers are much bigger. They can grow up to four feet long. They can weigh over 40 pounds. Also, beavers can swim. Unlike mice, beavers spend most of their life in the water.

All beavers live near rivers or small lakes. Some beavers dig holes in the bank of a river. This hole is their home. However, most beavers build their homes in the middle of the water. They cut down trees with their sharp teeth. They chew off the branches. Beavers pile the branches in the water. They use mud to hold them together. The door is under the water. So beavers swim under the water to get inside. They climb up to a big room that is above water. Then the beavers can breathe air.

Beavers live in places that can get cold. A beaver's body is built to keep the animal warm. First, it has very thick fur. It also makes a special oil that it uses on its fur. The oil keeps the fur dry. Finally, a beaver has lots of fat under its skin. The fat is like a blanket. It keeps the inside body parts extra warm.

Beavers are great swimmers. They can stay under the water for 15 minutes before they need air. Beavers can close their ears and noses. Then water cannot get inside. A clear skin slides over their eyes. Now beavers can see as they swim. Moving around in the water is easy, too. Their back feet look like swimming fins. There is skin between the toes. These webbed feet help beavers glide as they swim.

Beavers have a round, flat tail. There is no hair on it. The tail helps beavers turn and stop as they swim. It helps in other ways, too. Sometimes beavers will strike their tail on the water. The big, loud splash scares away animals that are not friendly. The sound also tells other beavers that there is trouble close by. Beavers know they must find a place to hide. For most beavers, that is their home in the middle of the water.

Questions:

1. Which is the BEST summary of this article?
 - a. Beavers are good swimmers.
 - b. A beaver's body helps it live in the water.
 - c. Beavers and mice are in the same animal family.
 - d. Beavers can live in a river bank hole or a pile of sticks in the water.
2. Beavers are the SAME as mice because
 - a. They live in the water.
 - b. Their back feet are webbed.
 - c. They have fat under their skin.
 - d. They have teeth that do not stop growing.
3. Why would a beaver hide in its home if other animals come near?
 - a. Their home is in the middle of the water.
 - b. Other beavers help keep everyone safe.
 - c. Most animals are scared of sticks and mud.
 - d. A beaver can block the door with its webbed feet.
4. How long can beavers swim under water before coming up for air?
 - a. 4 minutes
 - b. 15 minutes
 - c. 40 minutes
 - d. As long as they want

Untuk soal nomor 5-10, isi setiap bagian yang kosong dengan kata yang sudah disediakan di bawah dengan sesuai dan benar.

Healthy Lifestyle

Eating balanced meals and (5) _____ every day are important parts of a healthy lifestyle.

Certain foods give your body vitamins it needs to grow, make energy, and stay fit. A good diet includes grains, (6) _____, fruits, low-fat milk products, lean meats, fish, poultry, and dry beans. Try to avoid foods that are high in fat or (7) _____. Focus on the amount and types of foods you eat over a few days and try to eat a variety of (8) _____ foods.

Exercise is also part of a healthy lifestyle, but safety is a very important concern when it comes to exercise, sports, and kids. Sports on wheels, like skateboarding, bicycling, and roller-skating can also be (9) _____. Injuries are worse when safety tools like helmets, kneepads, and wrist pads are not (10) _____. Be smart—play safe and eat right.

exercising vegetables sugar different dangerous worn
Answer Key

1. C
2. D
3. C
4. B
5. Exercising
6. Vegetables
7. Sugar
8. Different
9. Dangerous
10. Worn

