


**USING VIDEO TUTORIAL IN TEACHING SPEAKING AT  
SMAN 8 GOWA**



**A Thesis**

*Submitted in Partial Fulfillment of the Requirement for the Degree of  
Bachelor Education in English Education Department of Tarbiyah and  
Teaching Science Faculty of UIN Alauddin Makassar*

By  
**PUTRI SAKINAH**  
Reg. Number 20400114001

**ENGLISH EDUCATION DEPARTMENT  
TARBIYAH AND TEACHING SCIENCE FACULTY  
ALAUDDIN STATE ISLAMIC UNIVERSITY OF MAKASSAR  
2018**

## PERNYATAAN KEASLIAN SKRIPSI

Mahasiswa yang bertanda tangan di bawah ini:


Nama : Putri Sakinah  
NIM : 20400114001  
Tempat/Tgl.Lahir : Bonang Lamopa, 15 Desember 1995  
Jur./ Prodi/ Konsentrasi : Pendidikan Bahasa Inggris  
Fakultas/Program : Tarbiyah and Keguruan/ SI  
Alamat : Jl. Poros Malino, Balang-Dalang,  
Judul : *"Using Video Tutorial in Teaching Speaking at  
SMA Negeri 1 GOWA"*

menyatakan dengan sesungguhnya dan penuh kesadaran bahwa skripsi ini adalah hasil karya sendiri. Jika di kemudian hari terbukti bahwa ia merupakan duplikat, tiruan, plagiat, atau buatan orang lain, sebagian atau seluruhnya, maka skripsi yang di peroleh karenanya batal demi hukum.

Makassar, 12 Mei 2018

UNIVERSITAS ISLAM NEGERI  
**ALAUDDIN**  
M A K A S

Penyusun

  
Putri Sakinah  
NIM. 20400114001

## PERSETUJUAN PEMBIMBING


Pembimbing penulisan skripsi saudara **Putri Salsimah NIM. 20400114001**, mahasiswa Jurusan Pendidikan Bahasa Inggris pada Fakultas Tarbiyah dan Keguruan UIN Alauddin Makassar, setelah dengan seksama meneliti dan mengoreksi skripsi yang bersangkutan dengan judul "*Using Video Tutorial in Teaching Speaking Skill at SMAN 8 GOWA*", memandang bahwa skripsi tersebut telah memenuhi syarat-syarat ilmiah dan dapat disetujui untuk diajukan ke sidang munaqasyah.

Demikian persetujuan ini diberikan untuk dipergunakan dan diproses selanjutnya.

Makassar, 22 - 09 - 2018

Pembimbing I

Pembimbing II



**Mub. Rusydi Rusydi, M.Ag., M.Ed.** Indah Fadilah Rahman, S.Pd., M.Hum.  
NIP. 19721208 199803 1 003 KNIDN. 2030098502

## PENGESAHAN SKRIPSI

Skripsi yang berjudul "*Using Video Tutorial in Teaching Speaking at SMA/MA 8 GOWA*" yang disusun oleh saudara **Putri Sakinah, NIM: 20400114001**, Mahasiswa Jurusan Pendidikan Bahasa Inggris pada Fakultas Tarbiyah dan Keguruan UIN Alauddin Makassar, telah diuji dan dipertahankan dalam sidang munaqasah yang diselenggarakan pada hari, Rabu tanggal **09 Januari 2019** dan dinyatakan dapat diterima sebagai salah satu syarat untuk mendapatkan gelar Sarjana Pendidikan (S.Pd) pada Fakultas Tarbiyah dan Keguruan Program Studi Pendidikan Bahasa Inggris (dengan beberapa perbaikan).

Makassar, Gowa, 09 Januari 2019  
03 Jumadil Awal 1440 H


**DEWAN PENGUJI**  
(Nomor: 2439 Tahun 2018)

Ketua : Prof. Dr. H. Syaichudin, M. Pd.  
Sekretaris : Dr. Kamsinah, M. Pd.  
Munawisy I : Dr. Abd. Muis Said, M. Ed. I.P.S.H.  
Munawisy II : Dr. El. Wahyuddin Mawo, M. Hum.  
Pembimbing I : Muh. Rusydi Raswid, S. Ag., M. Ag., M. Ed.  
Pembimbing II : Indah Badriyah Rahman, S. Pd., M. Hum.




Dianjukan oleh:  
Dekan fakultas tarbiyah dan keguruan  
UIN Alauddin Makassar



  
Dr. H. Muhammad Amri, Lc., M. Ag.  
NIM: 2012012013121001

## ACKNOWLEDGEMENT



*Alhamdulillah Robbil Alamin.* The researcher expresses her highest gratitude to the almighty ALLAH SWT, who has given His blessing, mercy, health, and inspiration to complete this writing thesis. Salam and Shalawat are due to the highly chosen Prophet Muhammad saw, his family and followers until the end of the world.

The researcher also considers that in writing this thesis, many people have also contributed their valuable guidance, assistance, and advices for her completion of this writing thesis, they are: The researcher's beloved parents **Drs. Abdul Azis Laside and Suriani** and my beloved sister **Sitti Masita** for their prayer, financial, motivation and their love sincerely and purely without time.

1. **Prof. Dr. Musafir Pababbari, M.Si.**, as the Rector of Alauddin State Islamic University of Makassar.
2. **Dr. H. Muhammad Amri, Lc., M.Ag.**, the Dean of Tarbiyah and Teaching Science Faculty of UIN Alauddin Makassar.
3. **Dr. Kamsinah, M. Pd.I** and **Dr. Sitti Nurpahmi, S. Pd., M. Pd.**, as the Head and Secretary of English Education Department of Tarbiyah and Teaching Science Faculty of UIN Alauddin Makassar.
4. **Muh. Rusydi Rasyid, M. Ag., M. Ed.**, as the first consultant and **Indah Fadhilah Rahman, S. Pd.I., M. Hum.**, as the second consultant who have given their really valuable time, patience, supported, assistance, advices and guided the researcher during this thesis writing.



5. The most profound thanks delivered to all the lecturers of English Education Department and all the staffs of Tarbiyah and Teaching Sciences faculty at Alauddin State Islamic University of Makassar for their multitude of lesson, lending a hand, support and guidance during the researchers' studies.
6. Big thank's to the headmaster of SMAN 8 GOWA **Islamuddin Daud S.Pd., M.Pd** for the opportunity to do the research in his school and especially thanks to English teachers of SMAN 8 GOWA **Rahma Radjab S.Pd** and also thanks to teacher guidance and counseling **Hj. Eka Suwasti S.Pd** and **Hj. Nur Syamsi S.Pd**, for her time, guidance and advice during the research.
7. Bangngi Cia Famz **Saharuddin, Kasmawati, Hasnawati, Suhardi, and Imam Akbar** who always accompany, support, motivate, entertain, and help the researcher.
8. The researcher's best friends for their support and solidarity **Ibnu Hajar, Arizandi, Nurmagfirah Mutmainnah, Nur Intan Natsir, Radhiyatul Jamilah, Aulia Nurul Adiyah, Nadyatul umrana, Siti Agustina, Nurfadillah Rahman, Arsi Haruna, Nurkhalisa, Nurul Azizah Alnuari, Nurhasmiati, etc.**
9. Gengges Squad **Indah Cahyana, Widya Anggraeni, Nasrayani, Kartini Pramayanti, Nurul Arda, Pratiwi, Wisnu Indra Revilza, Abd Basir Hamid** my beloved friends since senior high school.

10. KKN Patsel Squad Fitriani Fadilah, Astrid Pramentari, Kartini, Nurfadilah, Nasthianna, Muskirah, Abd. Rauf, Riswandi.

11. Special thanks to researcher's beloved classmates in PBI 1 and PBI 2 and all my friends in PBI 2014 who could not be mentioned here. Thanks for sincere friendship and assistance during the writing of this thesis

12. All of the people around the researcher's life whom could not be mention one by one by researcher who has given a big inspiration, motivation, spirit, pray for her.

The researcher realizes that, the writing of this thesis is far from perfect. Remaining errors are the researcher's own; therefore, constructive and suggestions will be highly appreciated. May all the efforts are blessed by Allah swt. Aamin.

Makassar, 12 - 11 2018

The researcher,

UNIVERSITAS ISLAM NEGERI  
**ALAUDDIN**  
M A K A S  
Putri Sakinah  
NIM. 20400114001

## LIST OF CONTENTS

	Page
<b>TITLE PAGE .....</b>	<b>i</b>
<b>PERNYATAAN KEASLIAN SKRIPSI.....</b>	<b>ii</b>
<b>PERSETUJUAN PEMBIMBING .....</b>	<b>iii</b>
<b>ACKNOWLEDGMENTS .....</b>	<b>iv</b>
<b>LIST OF CONTENTS .....</b>	<b>v</b>
<b>LIST OF TABLES .....</b>	<b>ix</b>
<b>LIST OF APPENDICES .....</b>	<b>xi</b>
<b>ABSTRACT .....</b>	<b>xii</b>
<b>CHAPTER I. INTRODUCTION.....</b>	<b>1-9</b>
A. Background .....	1
B. Problem statements .....	6
C. Research Objective.....	7
D. Research Significance .....	7
E. Research Scope .....	8
F. Operational Definition of Terms .....	8
<b>CHAPTER II. REVIEW OF RELATED LITERATURE.....</b>	<b>9-18</b>
A. Previous Studies .....	9
B. Pertinent Ideas .....	12
a. Definition of Speaking .....	12
b. Kinds of Speaking .....	13
c. Component of Speaking .....	14
d. Teaching Speaking .....	15
e. General Concept of Video .....	17
f. Types of Video .....	17
C. Theoretical Framework.....	18
D. Hypothesis .....	18
<b>CHAPTER III RESEARCH METHOD.....</b>	<b>19-28</b>



A. Research Design .....	19
B. Research Variable.....	20
C. Population and Sample .....	20
D. Research Instruments .....	21
E. Procedure of Collecting Data .....	21
F. Techniques of Data Analysis.....	23
<b>CHAPTER IV FINDINGS AND DISCUSSIONS.....</b>	<b>29-</b>
<b>41</b>	
A. Findings .....	29
B. Discussions .....	36
<b>CHAPTER V CONCLUSIONS AND SUGGESTIONS.....</b>	<b>41-42</b>
A. Conclusions .....	41
B. Suggestions .....	41
<b>BIBLIOGRAPHY .....</b>	<b>43-44</b>
<b>APPENDICES .....</b>	<b>45-82</b>
<b>CURRICULUM VITAE .....</b>	<b>85</b>



## LIST OF TABLES

	<b>Page</b>
<b>Table 4.1</b> The Distribution of Frequency and Percentage of Score Experiment Class in Pre-test .....	<b>30</b>
<b>Table 4.2</b> The Distribution of Frequency and Percentage of Score Control Class in Pre-test .....	<b>31</b>
<b>Table 4.3</b> The Distribution of Frequency and Percentage of Score Experiment Class in Post-test .....	<b>32</b>
<b>Table 4.4</b> The Distribution of Frequency and Percentage of Score Control Class in Post-test .....	<b>33</b>
<b>Table 4.5</b> The Mean Score and Standard Deviation of Experimental Class and Control Class in Pre-test and Post-test .....	<b>34</b>
<b>Table 4.6</b> Distribution the Value of t-Test and t-Table .....	<b>35</b>

## LIST OF APPENDICES

	<b>Page</b>
<b>Appendix I</b> : The Students' Attendance List.....	45-46
<b>Appendix II</b> : The Row Score of the Students' Pre-test and Post-test In Experimental Class.....	47-48
<b>Appendix III</b> : The Row Score of the Students' Pre-test and Post-test in Controlled Class .....	49-50
<b>Appendix IV</b> : The Mean Score of Experimental Class and Controlled Class .....	51
<b>Appendix V</b> : Standard Deviation of Experimental Class and Controlled Class .....	52-53
<b>Appendix VI</b> : The Significant Difference .....	54
<b>Appendix VII</b> : Distribution of T –Table .....	55
<b>Appendix VIII</b> : Lesson Plan .....	56-75
<b>Appendix IX</b> : Research Instrument.....	76-
81	
<b>Appendix X</b> : Documentation.....	82
82	

## ABSTRACT

**Name** : Putri Sakinah  
**Reg. Number** : 20400114001  
**Department** : English Education  
**Faculty** : Tarbiyah and Teaching Science  
**Title** : *Using Video Tutorial in Teaching Speaking at SMAN 8 GOWA*  
**Consultant I** : Muh.Rusydi Rasyid, M.Ag., M.Ed.  
**Consultant II** : Indah Fadhilah Rahman, S.Pd.I., M.Hum.

---

This research aims to find out the enhancement of the students' speaking by Using Video Tutorial in Teaching Speaking at SMAN 8 Gowa . This research had two problem statements those were "*Is Using Video Tutorial effective in Teaching Speaking and To what extent is the effectiveness of Using Video Tutorial in Teaching Speaking at SMAN 8 Gowa?*".

The study was quasi Experimental Design using "Nonequivalent Control Group Design. The study involved 40 students', second grade students' in academic year 2018/2019 of Senior High School 8 Gowa. The independent variable of this research was video tutorial as a media and the dependent variable was students' speaking especially in students' speaking fluency.

The data were analyzed using descriptive statistic (frequency, mean score, and standard deviation) and inferential statistic (independent sample t-test). The research discovers that, the speaking of the second grade students' of Senior High School 8 Gowa enhanced by using by the increase of mean score of experimental class that is **2.1** in the pre-test and **4.15** in the post test. The result of the t-test also shown that video tutorial in teaching speaking was effective in enhancing the students' speaking especially students' speaking fluency because the t-test, **3.91**, was higher than t-table, **2.042** (**3.91 > 2.042**).

Based on the finding and discussion of the research, the researcher suggested that, Using video tutorial was able to use in teaching speaking and the researcher concluded that, used video tutorial was effective and interesting Technique in teaching speaking especially in teaching the students' speaking fluency.

# CHAPTER I

## INTRODUCTION

### *A. Background*

As one of the International languages, English plays an important role almost in all aspects of life. Many people from different countries around the world use it to communicate. The area of English has always become a special interest. It's because of the importance of English in any scope of our lives. Julian Edge Expressed since British trade, followed by colonial and imperial expansion, English spreads around the world. Then the military and economic dominance of the United States of America has confirmed English as the international language of present historical period. As a consequence, English support many people as a bridge into the worlds of higher education, science, international trade, politics, tourism, or any other venture which interest them. At the same time, English provide many more people as a barrier between themselves and those some fields of interest. Many people in their own countries will not be able to become doctors for example if they cannot learn enough English.

English in Indonesia is taught since in elementary schools. It becomes one of the compulsory subjects in junior and senior high schools. It is one of the five subjects that are tested at the UN (*Ujian Nasional*). It is taught as an integrated subject to develop the students' language competences. It is learnt by the students in order to communicate. Thus, the speaking ability in English is important because it enables students to interact with others.



Speaking consists of producing systematic verbal utterances to convey meaning (Utterances are simply things people say). The point out that speaking is an interactive process of constructing meaning that involves producing, receiving and processing information. It is often spontaneous, open-ended, and evolving. It means that speaking is the ability of somebody to express or to give ideas using verbal communication to communicate with others spontaneously. And it involves producing, receiving and processing information.

Speaking is a crucial part of second language learning and teaching. Despite its importance, for many years, teaching speaking has been undervalued and English language teachers have continued to teach speaking just as a repetition of drills or memorization of dialogues. However, the world requires that the goal of teaching speaking should improve students' communicative skills, because, only in that way, students can express themselves and learn how to follow the social and cultural rules appropriate in each communicative circumstance.

Speaking lessons often tie in pronunciation and grammar (discussed elsewhere in this guide), which are necessary for effective oral communication. Or a grammar or reading lesson may incorporate a speaking activity. Either way, your students will need some preparation before the speaking task. This includes introducing the topic and providing a model of the speech they are to produce.

A model may not apply to discussion-type activities, in which case students will need clear and specific instructions about the task to be accomplished. Then the students will practice with the actual speaking activity.

These activities may include imitating (repeating), answering verbal cues, interactive conversation, or an oral presentation. Most speaking activities inherently practice listening skills as well, such as when one student is given a simple drawing and sits behind another student, facing away. The first must give instructions to the second to reproduce the drawing. The second student asks questions to clarify unclear instructions, and neither can look at each other's page during the activity. Information gaps are also commonly used for speaking practice, as are surveys, discussions, and role-plays.

Problem in teaching speaking is complex. It is not only related with the students' factor but also about context outside. In the internal aspects, the problems occurred are related with native language, age, exposure, innate phonetic ability, identity and language ego, and motivation and concern for good speaking. The points of those problems are related with condition of the students.

The first cause that makes the students difficult in speaking English is that the environment does not support the students to speak English frequently. The environment here means the people outside the class. Those people may think that the students just want to show off when they speak English for daily conversation. The response that the students get makes them lose their self-confidence to improve their speaking. Since the students do not want to be rejected by the people around them, so they use their native language in daily conversation. That makes the students unable to communicate in English fluently outside the class.

The second cause is problem with grammar. English always deals with reference of time while Indonesian does not have one. Moreover, there are singular and plural forms that the students have to distinguish and still many forms that have to be learned. Most students are very easy to get confused with English grammar, while grammar is very needed to form a right sentence. If the students do not have grammar mastery, of course they will not be able to produce sentences that grammatically right. Realizing that the grammar students have is very weak, so they feel embarrassed when they want to produce English sentences orally

In the external problem, teaching speaking has challenge to make suitable classroom hours, because usually in the junior or senior high school English lesson only four hour a week, so they do limited time and they do not maximize in their ability in English, they do not have the maximal time to practice in the outside of classroom because the teacher should teach suitable with the syllabus from the government, remembering that there is final examination from the government. They do not have time to practice outside the classroom because they do not have suitable partner to speak in English and the fact, they `speak in their native language.

The problems include worrying about others' responses, using Indonesian rather than English, having inadequate English vocabulary, being unable to pronounce what they mean well, focusing more on the correct function and structure, and the less confidence of speaking English. The researcher found some problems related to speaking. She found that most of the learning processes were

teacher centered. Most of the activities were done by the teacher. The teacher gave explanation to the students and the students merely listened to the teacher and followed the instructions. The students had less opportunity to speak English in the class because the teacher spoke more than the students.

A video can provide language in use. It allows students to see paralinguistic behaviour. Using a video in speaking allows them to learn correct pronunciation and to improve their vocabulary and cultural understanding. A video can be used in all instructional environments with classes, small groups, and individual students. In addition, using a video in learning is interesting and motivating for students to learn. It contains audio and visuals that can increase the level of students' interest. It helps both the teacher and students to develop their knowledge about technology and how to use it to support the teaching-learning process.

Video tutorial are not new concept, emerging in the late 1960s, when Bandura first commented on the issue of self-modeling (2003). Since then, video modeling has been described as “instructional videos” or video tutorials”. Most video tutorials are produced as a strategy to promote guidance in developing new skills and abilities, for example to improve teacher training (Dasilva, 2005).

The use of video tutorials in learning speaking is not a new thing, but because of its uniqueness many people use the method because it is considered able to make students more active in the learning process and also very liked by students can watch an inspirational and useful.

Speaking is more about the process rather than just a product. The use of media in the process of teaching speaking will be helpful in determining the product of speaking. During the process of speaking, students should be stimulated and motivated by the use of appropriate media. The use of video in students' speaking activity is helpful to stimulate and motivate them to speak. It is believed that the use of video activity in the students' speaking class will give a positive contribution to their speaking skill.

Based on preliminary analysis on April 2<sup>nd</sup> 2018, that researchers have done in SMAN 8 Gowa that one of the factors of the students difficulties in speaking is because the students ability is different when absorb information from the teacher and also different behavior in learning there is a serious listening material presented by the teacher but there are also students which is not care to the material submitted by the teacher so that there are some students who are good at English but there are also who still cannot speak English well

Referring from the problems, the teacher must think about the methods that suitable for the students, where the methods must be appropriated with the materials that would be given. Teacher must have many ideas to make the teaching and learning process is not monotonous. The class could be successful if the teacher could choose the proportional method to give the information and materials for the students. The ability of teacher in using teaching methods would influence the students' achievements.



Based on the previous explanations above the researcher interest to conduct an experimental research titled *"Using Video Tutorial in Teaching Speaking Skill at SMAN 8 Gowa."*

### ***B. Problem Statements***

Based on the previous background, the researcher formulate problem statement as follow:

1. Is using video tutorial effective in teaching speaking skill at SMAN 8 Gowa?
2. To what extent of using video tutorial effective in teaching speaking skill at SMAN 8 Gowa?

### ***C. Research Objectives***

Based on problem statement above, the aims of this research is provided in objective as follows:

1. To find out whether of using video tutorial is effective in teaching speaking skill at SMAN 8 Gowa.
2. To find out whether of using Video Tutorial is effective in Teaching Speaking Skill at SMAN 8 Gowa.

### ***D. Research Significances***

#### 1. Theoretical Significance

A number of previous researchers had already proved that Using Video Tutorial is suitable to apply in English learning and teaching process in order to improve the students speaking skill as well as to encourage their interest into the class. So that way, the researcher may use this media.

## 2. Practical Significance

### a. Significances for the teachers

This result of study is expected to give a contribution to the English teachers to improve teaching speaking using video.

### b. Significances for the students

This study is expected to raise students' motivation in learning English, especially in speaking.

### c. Significances for the other researchers

The findings of this research are expected to give valuable contribution and information on using video in the English teaching-learning process.

## ***E. Research Scopes***

The researcher is focused on the effectiveness of using video tutorial in teaching speaking skill at SMAN 8 Gowa. Video which the researcher means is tutorial pop up card.

## ***F. Operational Definition of Term***

The title of this research was “Using Video Tutorial in Teaching Speaking Skill at SMAN 8 Gowa”. In understanding this research easily, the researcher would like to present the operational definition of terms, those were:

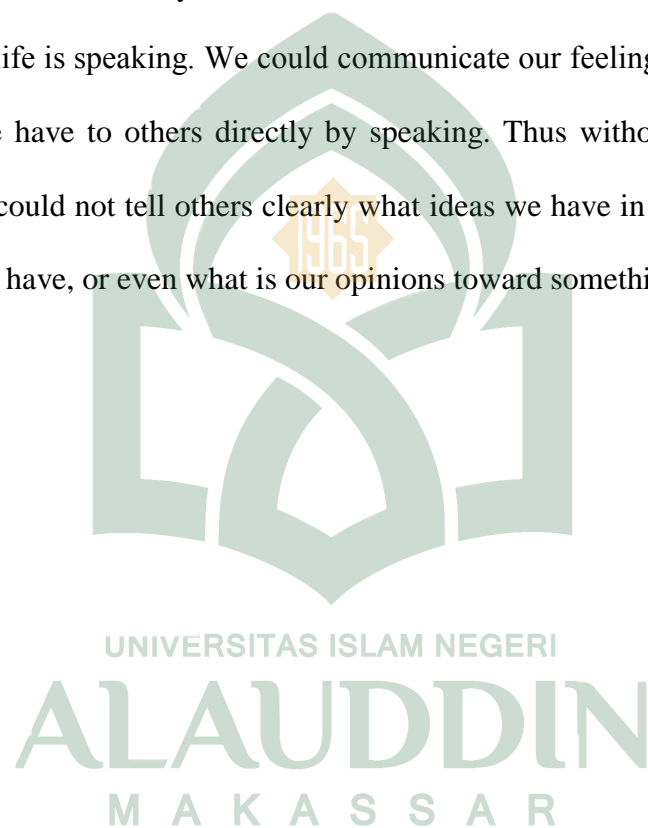
### 1. Video Tutorial

The video can represent an object moving along with a natural sound or an appropriate sound. Video capabilities depict live images and sounds give it its own charm. This medium is generally used for entertainment purposes, documentation, and education purposes. Videos can present information, present

the process, explain complex concept concepts, teach skills, skills, abbreviate or prolong the time, and influence attitudes.

## 2. Speaking

Speaking is a very important skill. As human being, we need to socialize with one another. On way to socialize is to communicate. There are some ways to communicate. One of the ways of communication which used most frequently in human's daily life is speaking. We could communicate our feelings, ideas, or just information we have to others directly by speaking. Thus without an ability to speak well we could not tell others clearly what ideas we have in our mind, what information we have, or even what is our opinions toward something.



## CHAPTER II

### REVIEW OF RELATED LITERATURE

#### A. *Previous Studies*

This section presents the review of related literature dealing with some related research findings, and some pertinent ideas.

##### 1. **Some Previous Related Research Findings**

Many studies have been accomplished by the researcher related to using video tutorial in teaching speaking skill in motivating the learner to teach Transactional Speaking. Some studies are as following:

The first research was conducted by Arum Mustikawati (2013) under the title *“The Effectiveness Of Using Video in Teaching Speaking for The Eight Group Students of SMPN 1 Manisrenggo”*. She found that there are different significant by using and not using video in teaching speaking skill. She conclude that the students’ speaking ability was improve by using video. The data from her research has showed that in pre-test of experimental class achieved **2.5** and after giving treatment achieved **2.95** and pre-test of control class achieved **2.30** and after giving the treatment achieved **2.43**.

Saci Sihem (2013) *“Using Video Techniques to Develop Student’s Speaking Skill”*. She found that through the use of video technique as an aid learners can fully engage and effectively become interested in developing their level in learning English certainly speaking skill via the use real discussion inside classroom also. She conclude that the used of videos supporting shy students to participate since we were make environment as like as real one. The data from her

research has showed that in pre-test of experimental class achieved **3.1** and after giving treatment achieved **3.72** and pre-test of control class achieved **2.70** and after giving the treatment achieved **2.95**.

Lia Selfia Yunita (2015) *“The Effectiveness of Using Video YouTube toward Students’ Speaking Ability at the Second Grade of MTs PSM Mirigambar Tulungagung”* She found that through to use video is effective to improve the students’ speaking ability. She conclude that By using Video YouTube the students enjoyed and anthusiastic in learning process. The data from her research has showed that in pre-test of experimental class achieved **2.89** and after giving treatment achieved **4.60** and pre-test of control class achieved **2.65** and after giving the treatment achieved **3.30**.

Rahmi Rahayu (2016) *“The Effectiveness of Using Video-Recorded Speaking Task on Student Speaking Skill”* she found that through to used video was improve students speaking skill because video recorded is innovative way in teaching english Especially for teaching speaking skill. She conclude that using this technique was improve students speaking skill. The data from her research has showed that in pre-test of experimental class achieved **3.29** and after giving treatment achieved **3.83** and pre-test of control class achieved **2.45** and after giving the treatment achieved **2.95**.

Indri Maelasari (2015) *“Improving Students Speaking Ability Of Tenth Grade Student Of SMK PGRI 1 Mejobo Kudus By Using Students Video Recording in Academic Year 2014/2015”* she found that through to used video was improve the students speaking ability because video recording was help them



learn about their own mistake in practice speaking in English. She conclude that using students Video Recording make the student more focus in learning process. The data from her research has showed that in pre-test of experimental class achieved **2.80** and after giving treatment achieved **4.37** and pre-test of control class achieved **2.20** and after giving the treatment achieved **2.55**.

Muhammad Imam Mursyidto (2014) conducted a research under the title *“Using Audio-Video Media to Improve Speaking Skill of Grade X Vocational Student of SMK PI Ambarukmo 1 Lembang The Academic Year Of 2013/2014”*. He found that through to used video the student were expected to have good development in speaking skill. He conclude that using audio-video make the students' confidence to speak English. The data from his research has showed that in pre-test of experimental class achieved **3.52** and after giving treatment achieved **4.90** and pre-test of control class achieved **3.20** and after giving the treatment achieved **3.70**.

The whole previous researches strongly motivated the researcher Using Video Tutorial in teaching English, exactly in Teaching Speaking Skill. In point of fact, the six researchers had outlined the benefits of Using Video Tutorial. Hence, the researcher considers that kinds of research had to be sustainable in the future research.

## ***B. Some Pertinent Ideas***

### **1. Speaking**

#### a. Definition of Speaking Skill

The term speaking has many definitions. Some linguist gives definitions of what speaking is. Speaking is what we call communication that comes from our deepest, the most authentic, passionate, and centered place. We define speaking as being conscious of what we are saying. It is also means saying exactly what we mean and the meaning exactly what we say

In line with definition above, Cameron (2001) state, "Speaking is the active use of language to express meaning so that the other people can make sense of them, therefore, the label of productive use of language can be applied to speaking'. From this definition, the researcher sees that speaking is productive skill, speaking is not just saying something through speech organs, speaking is thinking how to articulate our ideas through words.

Moreover, Caroline Woods (2005) said that effectively depends very much on the speakers' ability to interact with interlocutor. Successful speaking could not therefore take place without effective listening skill. Speaker must pay attention to their listener, and adapt their own responses and questions according to the need of the listener. Speaking is an activity that could not be apart from listening since when someone speak, it means that someone else listen. Therefore, a speaker could not neglect the existence of his listener as his partner in doing an interaction.

From all of the definitions above, it could be synthesized that speaking is the ability to express our ideas, feelings, or opinions orally in a conversation. It is a productive skill because when we speak something it means that we think about something. A good speaking event is when the delivered messages could be understood and is needed by the listener.

#### b. The Kinds of Speaking

There are many kinds of speaking activity, the researcher classify those activity as follows:

##### 1. Monologue.

Monologue is that when one speaker use spoken language for any length of time, as in speeches, lectures, reading, news broadcast, and the like.

##### 2. Pair works

Pair work involves two or more speakers and could be subdivided into those exchanges that promote social relationship (interpersonal) and those for which the purpose is to convey prepositional or factual information (transactional). In this case, participants may have a good deal shared knowledge (background information and schemata).

##### 3. Question and answer drills

In this activity, the teacher could be begin by simply questioning to the learner. But the learners have mastered the question pattern; they should practice questioning one another. After numbers of question forms have mastered, question and answer drill could cover a wide of variety topics.

#### 4. Retelling

Retelling is an interesting activity of speaking games for making relax of the students while speaking. It could increase motivation of the students to speak English, like guessing games, speech through action, and tell again what we have been heard.

#### c. Component of Speaking

There are some components which should be mastered: pronunciation, vocabulary, grammar, fluency and comprehension.

##### 1. Pronunciation

The way of speaking the language is called pronunciation. Hornby (1994) explain that, "pronunciation is a way in which a language is spoken, person's way of speaking a language or words of language". Whereas, Longman Dictionary of contemporary English stated pronunciation as the way in which a particular person's way of pronouncing a language, the way in which a word is usually pronounced.

##### 2. Vocabulary

In Oxford Advanced Learners' Dictionary (Hornby, 1994) "Vocabulary is defined as the total number of words in a language, the words known to a person and a list of words with their meanings, especially at the back of a book used for teaching a foreign language".

### 3. Grammar

The Longman Dictionary of contemporary English defines grammar as (the study and practice of ) the rules by which words change their forms and combined into sentences.

According to Pooley in Syakir (2009) describes grammar as the way of language work.

### 4. Fluency

Longman dictionary define fluency as mode expressing thought in a language, whether oral or written, especially such use of a language in the expression of thought as exhibits the spirit of faculty of an artist. Fluency as a part of speaking indicates how well or how smooth a speaker express ideas in terms of sentences.

### 5. Comprehension

Comprehension is the power of understanding an exercised aimed at improving or testing ones understanding of a language in written or spoken (Hornby, 1984). Comprehension is one of many components that should be paid attention to increase students' speaking skill in order to speak better.

#### d. Teaching Speaking

Speaking is crucial part of second language learning and teaching. Despite its importance, for many years, teaching speaking has been undervalued and English language teachers have continued to teach speaking just as a repetition of drills or memorization of dialogues. However, today's world requires that the goal of teaching speaking should improve students' communicative skills, because,

only in that way, students could express themselves and learn how to follow the social and cultural rules appropriate in each communicative circumstance.

What is meant by “teaching speaking” is to teach EFL learners to: (a) Produce the English speech sounds and sound patterns. (b) Use word and sentence stress, intonation patterns and the rhythm of the second language. (c) Select appropriate words and sentences according to the proper social setting, audience, situation and subject matter. (d) Organize their thoughts in a meaningful logical sequence. (e) Use language as a means of expressing values and judgments. (f) Use the language quickly and confidently with few unnatural pauses, which are called as fluency.

Speaking is an interactive task and it happens under real time processing constrains. It means that they will be able to use words and phrases fluently without very much conscious thought.

Good speaking activities could and should be extremely engaging for the students. If they are all participating fully and if the teacher has set up the activity properly and could then give sympathetic and useful feedback-they will get tremendous satisfaction from it (Harmer: 2007:123).

One of the reasons for including speaking activities in language lessons is to help students familiar with oral use of language in English conversation. Speaking activities provide exercise opportunities in real life speaking in the safety classroom.

## 2. Video Tutorial

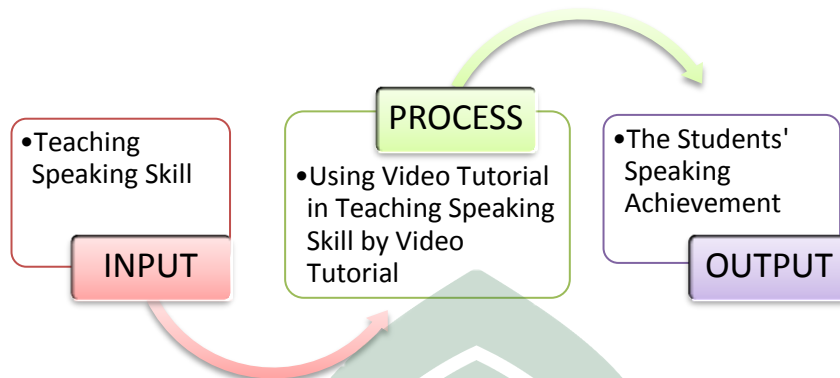
### a. General Concept of Video

The video can represent an object moving along with a natural sound or an appropriate sound. Video capabilities depict live images and sounds give it its own charm. This medium is generally used for entertainment purposes, documentation, and education purposes. Videos can present information, present the process, explain complex concept concepts, teach skills, skills, abbreviate or prolong the time, and influence attitudes.

### b. Types of Video

- 1) Stories Video : Video that aims to describe the story
- 2) Educational Video : Video that aims to provide learning materials to be more easily absorbed and understood.
- 3) Documentary Video : Video that aims to recording an event or incident in real life.
- 4) Presentation Video : Video that aims to communicating ideas and concept.
- 5) Tutorial Video : Video that aims give explanation from the audio, and the visual demonstration become achievable goals that the learner can reach by understanding and applying a similar process to produce their own project.

### C. Theoretical Framework



The theoretical framework of this research were be done served in the following diagram:

In the following of three main components were be explained:

Input is refers to students prior knowledge in teaching speaking skill and treatment is a process which using video tutorial in teaching speaking skill, and the last is output is refers to students achievement on speaking by using video tutorial.

#### I. Hypothesis

Related to the previous explanation the researcher formulated the hypothesis as in the following:

H<sub>1</sub>: The use of video tutorial is effective in teaching speaking skill at SMAN 8 Gowa.

H<sub>0</sub>: The use of video tutorial does not effective in teaching speaking skill at SMAN 8 Gowa.



### CHAPTER III

#### RESEARCH METHOD

This chapter dealt with research design, research variable, population and sample, research instrument, data collecting procedures, and technique of data analysis.

##### *A. Research Design*

The design of this research used quasi experimental research exactly Non-equivalent group design. Nunan (1991) states that Quasi experimental research is defined as experimental design which is conducted as if it is look like the real situation.

In this experimental design, the researcher evaluated the experimental class before and after being given a treatment. Meanwhile, the other class stands as controlled class without the treatment. Finally, the researcher looked the influence of the treatment toward the experimental class.

The model of Quasi-Experimental design, is figured out as follows:

##### **Quasi-Experimental Design**

E	O <sub>1</sub>	X	O <sub>2</sub>
C	O <sub>3</sub>		O <sub>4</sub>

Explanation:

E : Experimental class

C : Control class

O<sub>1</sub> : Pretest in experimental class

- O<sub>2</sub> : Pretest in control class  
X : Treatment for experimental class by using Video Tutorial  
O<sub>3</sub> : post test in experimental class  
O<sub>4</sub> : post test in control class

Sugiyono (2015)

### ***B. Research variables***

This research consist of two variables: those are the independent variable and the dependent variable. The independent variable of this research is video tutorial as a media and the dependent variable of this research is students speaking skill.

### ***C. Population and sampel***

#### 1. Population

Population is the generalized composed of the object/subject that have certain qualities and characteristics are determined by the researcher to learn and then draw the conclusion (Sugiyono, 2014). The population of this research was the students of SMAN 8 Gowa. The population consisted of two classes and each class consists of 30 students. So the population were 60 students.

#### 2. Sample

Hanlon and Larget (2011) stated that a sample is a subset of the individuals in a population; there is typically data available for individuals in samples. The sample of this research would be class XI MIPA 1 and XI MIPA 3. Class XI MIPA 1 consists of 20 students as experimental class and XI MIPA 3 consist of 20 students as the controled class.

#### ***D. Research Instruments***

The researcher used test. The tests consisted of pre-test and post-test. Pre-test and post-test consisted of oral test. The students would be given some test and ask the students practice orally.

#### ***E. Procedure of Collecting Data***

The research used two test as instrument for collecting data namely pre-test and post-test.

##### **1. Pre-test**

To collect the data, the researcher administered a pre-test to both classes. It was tested to the students. The Pre-test was intended to know the prior knowledge of the students in speaking ability before giving the treatment. The Pre-Test was conducted on August 07-2018 for experiment class and Control Class was conducted on August 03-2017 for control class.

##### **2. Treatment**

After giving the pre-test, the researcher applied the treatment process by using Video Tutorial, while the control class the researcher only gave material based on the teacher's way in teaching speaking skill. The activities of the experiment class were started on August 14-2017 until August 28-2017 by using video tutorial in teaching speaking skill. The procedures of treatment were chronologically as following:

- 1) August 14-2017 the researcher did the treatment in experiment class the material given was *Greeting Card*. (The Result see Appendix VIII)

- 2) In August 21-2018, the material given was *Birthday Card*. (The Result see Appendix VIII)
- 3) In August 28-2018, the material given was *Graduation Card*. (The Result see Appendix VIII).

The procedures of treatment in experimental class were:

- a) The researcher came to the class then introducing himself and his purpose
- b) The researcher checked attending list
- c) The researcher explained about the topic exactly “video tutorial”
- d) The researcher showed the video until 3 time.
- e) The researcher provided tools and materials.
- f) The researcher asked the students to demonstrate what they saw in video and demonstrate it by using English language.

The procedures of control group class were:

- a) The researcher came to the class then introducing himself and his purpose
- b) The researcher checked attending list
- c) The researcher explained about the topic based on the book that teacher usually does.
- d) The researcher asked the student to come in front of class and explain the material orally and use English language.

### 3. Post-test

In the end, the researcher gave post-test to both groups experimental and control group. The function of post-test was to know the result of the experiment and usually on the instruments, after the treatment was given the data would prove that there was a significant difference for the students' speaking ability using Video Tutorial and without using Video Tutorial.



#### *F. Technique Analysis Data*

There are table of scoring data of measuring students' speaking skills, but the researcher's scope for this research is in a students' fluency. Table scoring as follows (Heaton J. B. 1988):

Table .1 Pronunciations

No	Classification Ability	Score	Criteria
1.	Excellent	5	There is no problem with the pronunciation.
2.	Good	4	Always intelligible through one is conscious of definite accent.

3.	Fair	3	Pronunciation problem necessitate concentrate listening and lead to misunderstanding.
4.	Inadequate	2	Pronunciation hard to understand because of pronunciation problem. Most frequently is asked repeated.
5.	Unacceptable	1	Pronunciation problem is so hard and difficult to understand.

Table .2 Grammar

No	Classification Ability	Score	Criteria
1.	Excellent	5	Making few noticeable errors of grammar and word order.
2.	Good	4	Occasionally make grammatical and word order error which do not however observe meaning.
3.	Fair	3	Making frequent error of grammar and word order which occasionally observe meaning.
4.	Inadequate	2	Grammar and word order error make comprehension difficulty
5.	Unacceptable	1	Error grammar and word order as severe as to make speech untellable.

Table .3 Vocabulary

No	Classification Ability	Score	Criteria
1.	Excellent	5	Use of vocabulary and idiom is like native speaker.
2.	Good	4	Sometimes uses inappropriate term and must rephrase ideas because of lexical inadequate.
3.	Fair	3	Frequently uses the wrong word; conversation Somewhat limited vocabulary.
4.	Inadequate	2	Vocabulary makes comprehension quite difficult.
5.	Unacceptable	1	Vocabulary limitation so extreme to make Conversation virtually impossible.

Table .4 Fluency

No	Classification Ability	Score	Criteria
1.	Excellent	6	Speaking without too great an effort with fairly wide range of expression. Searches for words occasionally but only one or two unnatural pauses.
2.	Very Good	5	Making an effort time to search for words. Nevertheless, smooth delivery on the whole and only a few unnatural pause s.
3.	Good	4	Making an effort and search for words, there are not too many unnatural pauses, Fairly smooth delivery mostly. Occasionally fragmentary but succeeded in conveying the general meaning, fair range of expression.
4.	Average	3	Making an effort too much of the time, often has to search the desire meaning. Rather halting delivery and fragmentary, range of expression often limited.
5.	Poor	2	Frequently fragmentary and halting delivery. Almost gives up making the efforts at time. Limited range of expression.
6	Very Poor	1	Very halting and fragmentary delivery.

			At times gives up making the effort. Very limited range expression.
--	--	--	--

Heaton, (1991)

Table. 5 Rate Scale

Rating	Skill to communicate orally
5.01-6.00	Excellent
4.01-5.00	Very good
3.01-4.00	Good
2.01-3.00	Average
1.01-2.00	Poor
0.00-1.00	Very Poor

(Heaton, 1989)

## 1. Scoring the students' achievement

$$\text{Score} = \frac{\text{Students' gained score}}{\text{total score}} \times 100$$

UNIVERSITAS ISLAM NEGERI

## 2. Classifying the score of the student

No	Score	Criteria
1.	5.01-6.00	Excellent
2.	4.01-5.00	Very Good
3.	3.01-4.00	Good
4.	3.01-4.00	Average
5.	1.01-2.00	Poor
6.	0.00-1.00	Very Poor



Depdikbud (in Nasir, 2013)

After conducting pre-test and post-tests in the experiment class and the control class, This research would be analyzed by using statistical analysis; the steps were taken in statistical analysis as follows:

1. Calculating the collecting data from the students in answering the test, the researcher used formula to get mean score of the students as follow:

1) Mean Score

Calculating the mean score of students by using the formula:

$$\bar{X} = \frac{\sum X}{N}$$

Where :

$\bar{X}$  : Mean score

$\sum X$  : Sum of all scores

N : Total Respondent

UNIVERSITAS ISLAM NEGERI

(Sudjana, 2010)

- 2) Calculating of standard deviation of each total score of pre-test and post-test, the researcher use the following formula:

$$SD = \sqrt{\frac{SS}{N}}, \text{ where } SS = \sum X^2 - \frac{(\sum X)^2}{N}$$

Where:

SD : standard deviation

SS : the sum of square

N : total number of the subjects

$\sum X^2$  : the sum of all square; each score is squared all the squares are added

Up

$(\sum X)^2$  : the square of the sum; all the scores are added up and the sum is square total

(Gay,

2006)

a) The formula used in finding out the difference between students' score in Pre-test and Post-test.

$$t = \frac{\bar{X}_1 - \bar{X}_2}{\sqrt{\left(\frac{SS_1 + SS_2}{n_1 + n_2 - 2}\right) \left(\frac{1}{n_1} + \frac{1}{n_2}\right)}}$$

Where:

t : test of significance

$x_1$  : mean score of experimental group

$x_2$  : mean score of the control group

$SS_1$  : sum square of experimental group

$SS_2$  : sum square of control group

$n_1$  : number of students of experimental group

$n_2$  : number of students of control group

(Gay, 2006)

## **CHAPTER IV**

### **FINDINGS AND DISCUSSION**

This chapter deals with the findings of the research and the discussions of the findings. The findings were in line with the problem statements stated in the introduction part. The data analysis used speaking test to collect the data. In section, the researcher described further explanation of the findings given.

Moreover, in this chapter, the researcher analyzed the data obtained from the students pre-test and post-test. The data consisted of the result of the pre-test and post-test. The pre-test was intended to know the ability of the students' speaking skill before giving treatments, while the post-test was intended to find out whether there was any improvement or not of the students' speaking skill after having several treatments through implementation of *Using Video Tutorial in Teaching Speaking Skill*.

#### **A. Findings**

The researcher did the research and got the complete data from the pre test and post test. To gain the objectives of the research, the researcher had analyzed the data systematically and accurately. The researcher described the findings in this chapter into two problems. They would be described as follows:

1. The effectiveness of Using Video Tutorial in Teaching Speaking Skill

The first problem showed the description of the effectiveness of Using Video Tutorial in Teaching Speaking Skill at SMAN 8 GOWA. This part was aimed to present the students' achievement before and after the treatment, Any

significant differences of achievement on both groups based on the result of statistical calculation of t-test.

## 2. To What Extend of Using Video Tutorial In Teaching Speaking

The second problem showed the description of To what extent of Using Video Tutorial effective in Teaching Speaking Skill at SMAN 8 Gowa. This part was aimed to present the students' achievement before and after the treatment, The pre-test was given to find out the initial students' fluency in speaking and the post-test was given to find out the improvement of the students' ability in speaking after giving the treatment.

- 1) The classification of Student's Pre-Test Scores in Experimental class and Control class

The findings of the research dealt with the rate percentage of the students' score obtained through test mean score, standard deviation, and test of significance.

**Table 4.1**  
**The distribution of frequency and percentage score of**  
**Experiment class score in pre-test**

No	Score	Classification	Frequency	Percentage
1.	5.01-6.00	Excellent	-	-
2.	4.01-5.00	Very good	-	-
3.	3.01-.4.00	Good	-	-

4.	2.01-3.00	Average	4	20%
5.	1.01-2.00	Poor	13	65%
6.	0.01-1.00	Very poor	3	15%
	Total		20	100%

Table 4.1 above showed that, the rate percentage of score of experiment class in pre-test from 20 students, 4 (20%) students achieved average score, 13 (65%) Students achieved poor score, and 3 (15%) students achieved very poor.

**Table 4.2**  
**The distribution of frequency and percentage score of Control class score in pre-test**

No	Score	Classification	Frequency	Percentage
1.	5.01-6.00	Excellent		
2.	4.01-5.00	Very good		
3.	3.01-4.00	Good	5	25%
4.	2.01-3.00	Average	10	50%
5.	1.01-2.00	Poor	5	25%
6.	0.01-1.00	Very poor	-	-
	Total		20	100%

Table 4.3 above shows the rate percentage and frequency of the students' control class in pre-test, none of the students got excellent score and very good score, 5 students (25%) achieved good score, 10 students (50%) got average score, and 5 students (25%) got poor score.

**Table 4.3**  
**The distribution of frequency and percentage of**  
**Experiment class score in post-test**

No	Score	Classification	Frequency	Percentage
1.	5.01-6.00	Excellent	3	15%
2.	4.01-5.00	Very good	4	20%
3.	3.01-4.00	Good	6	30%
4.	2.01-3.00	Average	7	35%
5.	1.01-2.00	Poor	-	-
6.	0.01-1.00	Very poor	-	-
Total			20	100%

While, the rate percentage of score of experiment class in post-test from 20 students at table 4.2 shows that, the students achieved 3 (15%) excellent, 4 (20%) students achieved very good score, 6 (30%) students got good score and 7 (35%) students got average score.

It mean that the score and percentages of experiment class in the post-test were better than in pre-test because in the rate percentage in the post-test was higher than the percentage in pre-test.

2) The Classification of Students' Pre-Test and Post-Test Scores in Controlled Class.

The following table showed the distribution of frequency and percentage of final score of teaching speaking skill in at the second grade students of senior high school 8 Gowa in pre-test and post-test for control class.

**Table 4.4**  
**The distribution of frequency and percentage score of**  
**Control class score in Post test**

No	Score	Classification	Frequency	Percentage
1.	5.01-6.00	Excellent	-	-
2.	4.01-5.00	Very good	-	-
3.	3.01-4.00	Good	5	25%
4.	2.01-3.00	Average	15	75%
5.	1.01-2.00	Poor	-	-
6.	0.01-1.00	Very poor	-	-
Total			20	100%

Table 4.4 above shows that in post-test, no one students got excellent and

very good score, 5 (25%) students got good score and 15 students (75%) got poor score.

Based on the result above, it can be concluded that the rate percentage in the post-test was different in the rate percentage in pre-test.

#### 1. The Mean Score and Standard Deviation of Experimental Class and Controlled Class

After calculating the result of the students score, the mean score standard deviation or both classes be presented the following table:

**Table 4.5**  
**The mean score and standard deviation of experimental class and controlled class in post-test**

Class	Pre Test		Post Test	
	Mean Score	Standard Deviation	Mean Score	Standard Deviation
Experiment	2.1	0.64	4.15	1.40
Control	3	1.62	3.25	0.44

The table above showed that, the mean score of experiment class in pre-test was (2.1) and the standard deviation of experiment class was (0.64), and the mean score of control class in pre-test was (3) and the standard deviation of control was (1.62). While the mean score of experimental class in post-test was (4.15) and the standard deviation of experimental class was (1.40), and the mean score of controlled class in post-test was (3.25) and its standard deviation was (0.44). It can be concluded from both of the tests; the experiment class gained greater mean score in the post test than the control group. The significant score



between experiment and control class can be known by using t-test. The result of t-test can be seen in table 4.6 as follows:

**Table 4.6**  
**Distribution the value of t-test and t-table**

Variable	t-test value	t-table value
Post-test	-3.91	2.042

Table 4.6 above indicated that the value of the t-test was higher than the value of the t-table. It indicates that there was a significant difference between the result of the students' pre-test and post-test. The statistical analysis from the result of the students' speaking skill test of this research shown that the students' speaking skill before doing treatment through Using Video Tutorial was still low. It was proved by the result of pre-test before treatments that there were 20 students, 4 (20%) students achieved average score, 13 (65%) students achieved poor score, and 3 (15%) students achieved very poor.

On the contrary to the result of the students' pre-test before, there was a significance improvement on the post-test where there were 3 (15%) students got excellent, 4 (20%) students got very good score, 6 (30%) students got good score and 7 (35%) students got average score. Based on the table of distribution the value of t-test and t-table in post-test previously, the researcher concluded that t-test value was higher than t-table ( $3.91 > 2.042$ ), beside that, the significant improvement from the students after giving treatments by Using Video Tutorial proved by showing the mean score of the students in post-test (4.15) was higher than mean score of the students (2.1) in pre-test in experiment class. It could be concluded that the students' speaking skill had improved successfully. It meant

that ( $H_1$ ) was accepted and ( $H_0$ ) was rejected. From the result above, we can show the difference between t-test and t-table was enough high. It can be concluded that teaching speaking by Using Video Tutorial Technique was proved to be effective in improving the students' speaking skill.

### ***B. Discussion***

This section presents the discussion based on the findings of the study. It is concerned about the effectiveness of Using Video Tutorial in Teaching Speaking Skill and To What Extent Using Video Tutorial in Teaching Speaking Skill at SMAN 8 Gowa.

#### 1. The effectiveness of Using Video Tutorial in Teaching Speaking Skill

As it was stated in first chapter, a video can provide language in use. It allows students to see paralinguistic behavior. Using a video in speaking allows them to learn correct pronunciation, fluency and to improve their vocabulary and cultural understanding. A video can be used in all instructional environments with classes, small groups, and individual students. In addition, using a video in learning is interesting and motivating for students to learn. It contains audio and visuals that can increase the level of students' interest. It helps both the teacher and students to develop their knowledge about technology and how to use it to support the teaching-learning process.

These result are supported by the theory in chapter II by Arum Mustikawati (2013) conducted a research under the title "*The Effectiveness Of Using Video in Teaching Speaking for The Eight Group Students of SMPN 1 Manisrenggo*". She said that there are different significant by using and not using

video in teaching speaking skill and she conclude that the students' speaking ability can improve by using video. The data from her research has showed that in pre-test of experimental class achieved **2.5** and after giving treatment achieved **2.95** and pre-test of control class achieved **2.30** and after giving the treatment achieved **2.43**.

During the research, it is found the students in experimental class can achieve higher score than the students in control class in the post test, it is because the students in control class has lower concentration than the students in experimental class, since it is found that in experimental class, the students' memory toward the material is better than the students in control class who found forget the material easily after the learning process. Moreover, the students in control class seems feel bored during the learning process, different with students in experimental class who seems enthusiastic during the learning process since they are exposed with an interesting activity using video tutorial in teaching speaking, using video tutorial in teaching speaking skill exactly seen to be appropriate in teaching speaking based on the teacher's way in teaching speaking skill.

## 2. To What Extend of Using Video Tutorial In Teaching Speaking

The researcher found that using video tutorial was effective in teaching speaking skill. Before the students were treated by using video tutorial in teaching speaking, the result of the students in experimental class of the research showed that the students' speaking ability was still low. It was approved by the result of the pre-test that there were none got

excellent, very good and good score. There were just 4 students (20%) got average in speaking, 13 students (65%) as poor in speaking and 3 students (15%) classified as a very poor in speaking.

From the data analysis there was significance improvement of the students' post-test of experimental class. In the post-test, there were 3 students (15%) got excellent and 4 students (20%) got very good score , 6 students (30%) got good score, 7 students (35%) got average score, and none students got poor score, and very poor.

Based on the result of this study, it was proven that the students' scores were much higher after the treatment in Experimental class *Using Video Tutorial in Teaching Speaking Skill*. The use of Video Tutorial in teaching speaking surely beneficial improve students' speaking skill. It means that the treatment of Using Video Tutorial in Teaching Speaking Skill to the experimental group was successful.

## CHAPTER V

### CONCLUSION AND SUGGESTION

This chapter presents the conclusions as well as few suggestions of this study. Suggestions are taken based on findings and conclusions obtained in this research.

#### *A. Conclusion*

Based on the result of the data analysis, research findings, and discussion in the previous chapter, the researcher concluded as follows:

1. Using Video Tutorial is effective in teaching speaking skill at the second grade students of senior high school 8 Gowa. Using Video Tutorial Technique in teaching can improve the students' skill in speaking especially in fluency. The students' skill in speaking before applied Video Tutorial was still low. It was different from the students' skill after applied Video Tutorial. It was found in students post-test was higher than the pre-test, which proved that applied of Video Tutorial in learning activity contributed to the students' more effective in teaching speaking skill.

2. Using Video Tutorial could be useful in teaching speaking skill at the second grade students of senior high school 8 Gowa. It was proved by the students' achievement in speaking especially in fluency. The students' skill in speaking before applied Video Tutorial was still low. It was different from the students' skill after applied Video Tutorial. It was found in students post-test was

higher than the pre-test, which proved that applied of Video Tutorial in learning activity contributed to the students' more effective in teaching speaking skill.

The improvement can be seen through the statistical analysis that t-test value that was 3.91, greater than t-table value 2.042. Using Video Tutorial was effective in improving the students' skill in speaking especially in students' speaking fluency at the second grade students of Senior High School 8 Gowa.

### ***B. Suggestions***

There is a lot of learning Strategy or Method to be used in teaching learning progress, but Using Video Tutorial is an alternative way of teaching speaking skill. Here are some suggestions as follows:

1. Using Video Tutorial is suggested to use for teacher as an alternative strategy or method in teaching English especially speaking.
2. Using Video Tutorial is a good way for the students in improving their skill in speaking. Using Video Tutorial helps the teacher and gives much times to the students be active in speaking and makes the students feel enjoy and enthusiastic in learning process.
3. The researcher suggested using this technique because it can be used for the beginner but also for advance itself.
4. Using Video Tutorial was proven effective in teaching speaking skill, so it is suggested for further researcher to find out the significant of Using Video Tutorial in others English Skills and levels.

## BIBLIOGRAPHY

- Arafah, Burhanuddin., Bahar, Kaharuddin. *The Art Of Developing Speaking As a Performance*. Yogyakarta. 2015.
- Arizandi, "Outdoor Learning Activities on the Second Year Students' Reading Comprehension of English Education Department, UIN Alauddin Makassar".2018
- Arum Mustikawati. " *The Effectiveness Of Using Video in Teaching Speaking for The Eight Group Students of SMPN 1 Manisrenggo*". English Education Department Faculty Of Languages And Arts Yogyakarta State University 2013.(Accessed on May 28, 2017. 04.00 AM).
- Arsyad, Azhar. *Media Pembelajaran*: 2003.
- A Bell & Howel Company: London. 2006. *Language*, Cambridge University Press. 2005
- Busà, M.G. (2010). "Sounding natural: improving oral presentation skills. Language Value" <http://www.e-revistas.uji.es/languagevalue>. Retrieve on September 7<sup>th</sup> 2018.
- Brewster, Jean, Gail Ellis and Denis Girard. 2002. *The Primary English Teacher's Guide*.2nd. Harlow: Pearson Education Limited.
- Camtasia. *Video Tutorial: Camtasia in the ESL classroom*.
- Caroline Woods, *Teaching and Assessing Skills in Foreign Language*, Cambridge University Press, 2005.
- CALL Journal, 2007, Vol. 3, No. 1-2, pp. (Accessed on June 3, 2017. 20.15 PM).
- Gay, L.R. *Education Research: Competencies for Analysis and application*. 8<sup>th</sup> Edition. United State: Earson Merrill Prenfile Hall, 2006.
- Heaton J. B. *Writing English Language Test*. New York: Longman Group. 1988.
- Hanlon, B & Larget, B. *Samples and Populations*. Madison: University of Wisconsin. 2011.
- Harmer, Jeremy. *The Practice of English Language Teaching*. Sidney: Multilingual Matters Ltd. 2001.

- Hayriye Kayi. “*Techniques Teaching Speaking*” (Accessed at 14.05 on June 30, 2017).
- Hornby. Oxford Dictionary. Oxford Dictionary Press. 1995.
- Kakaris. 2009. “*Rubric of Speaking Assessment*” (Accessed at 15.20 on June 29, 2017).
- Kartika Sari, “*Using Hot Potato Technique to Teach extensive Speaking Skills at the Second Grade Students of Senior High School 3 Takalar*”. 2017
- Lynne Cameron, *Teaching Language to Young Learners*, (Cambridge: Cambridge University Press, 2001)
- Muhammad Imam Mursyidto. “*Using Audio-Video Media To Improve Speaking*”
- Nasir, H, S. *Improving Students’ Interpersonal Conversation Competence By Utilizing Cooperative Learning Through Inside – Outside Circle (IOC) Learning Method at The Second Semester Students of PIBA Program of UIN Alauddin Makassar. undergraduate thesis. Universitas Islam Negeri Alauddin Makassar. 2013.*
- Najamuddin, “*The Effectiveness of Outdoor Learning Method to Improve the Second Grade Students’ Speaking Ability at MTs Izzatul Ma’arif Tappina Kab. Polewali Mandar*” 2017
- Nunan, David. *Practical English Language Teaching First Edition*. Singapore: McGraw\_Hill Companies. 2003
- Riddell, David. (2003). *Teaching English as a Second or Foreign Language*. London: Hodder Headline. Ltd.
- Nurmagfirah Muthmainna, “*Describing and Drawing Picture Technique in Teaching Transactional Speaking at Second Semester Students of English Education at State Islamic University of Alauddin Makassar*”. 2018
- Saci Sihem “*Using Video Techniques To Develop Student’s Speaking Skill*”. *People’s Democratic Republic Of Algeria Mohamed Khider University Of Biskra Faculty Of Letters And Languages Department Of Foreign Languages English Division*. (Accessed on May 28, 2017. 05.12 AM). 2013
- Sudjana, Nana. *Metode Statistika*. Bandung. PT. Remaja Rosdakarya. 1999



*Sugiyono. Metode Penelitian Pendidikan Pendekatan Kuantitatif Kualitatif dan R&D. Bandung. Alfabeta. 2016.*

*Syagir, Andi. The Correlation Between Self-Concept And English Speaking Ability Of The Learners Of Primagama English Course Samarinda. A thesis, Kalimantan: University of Samarinda, 2007.*

*Ulul Albab. 2014. "Problem of Teaching Speaking in English". (Accessed at 7.30 on june 30, 2017).*



APPENDIX I  
The Students' Attendance List  
Experiment Class

No	Student's Name	1	2	3	4	5	6
1	A. MUH GANIM QUDHAIFI						
2	ALDI EKA PUTRA M						
3	ALMI ALIFKHA						
4	ASRIANA SYARIFUDDIN						
5	BUDI PRIHANDOYO						
6	ERI ALWI USMAN						
7	FEBRIANTI HIDAYAT						
8	GEMA AGUNG NURACHMAT						
9	HANDAYANI						
10	HASWAN						
11	HERAWATI						
12	IBNU MAHES						
13	ISWANDI						
14	JAMILA TULFU AIDA						
15	KASMIRA						
16	KEVIN APRILYA ONGAN						
17	LAURA AUGRIVIN						
18	MUH FAQIH						
19	MUH RIJAL						
20	MUH SOPYAN EFENDI						
21	MUHAMMAD FAQHUL						
22	MUHAMMAD ILHAM						
23	NUR ALIZA DWI SAFITRI						
24	NUR AULIA ASH SHALIAH						
25	NUR HASNI T						
24	NUR INDAH SARI						
25	NUR INSANI						
26	NURHIDAYANTI						
27	PUTRI AMILDA						
28	REZKY AMANDA						
29	RISWAN EFENDI						
30	YUNANDAR						

The Researcher

Putri Sakinah  
20400114001

APPENDIX I  
The Students' Attendance List  
Control Class

No	Student's Name	1	2	3	4	5	6
1	ARHIE FACHRIANSYAH						
2	ASTRI ASRIANA MS						
3	CHELLYN MATIUS						
4	ELISA						
5	FITRIANI						
6	HERAWATI						
7	ILHAM						
8	IRNAWATI						
9	JAMALUDDIN						
10	KLAUDIUS BERSOH						
11	MUH ARSIKIN						
12	MUH ASHAR RAHMAN						
13	MUH ASLAM						
14	MUH ASMAN						
15	MUTIARA						
16	NOVITA KASMIDA						
17	NUR AISYAH K						
18	NUR INSANI AMRI						
19	NURABIYA RATUL ADWIYA						
20	NURHIKMAH PRATIWI						
21	NURUL AL IQHTIARA						
22	RADIANTI						
23	RAHMAT WINANDA						
24	RESKY AYU						
25	RISKA ANGGRAENI						
24	RISNAWATI						
25	ROSMALA DEWI						
26	SINTA BELA						
27	SITI NUR AMALIYAH						
28	SITI NURCAHYA						
29	YOGI TUMANAN						
30	ZULKIFLI						

The Researcher

Putri Sakinah  
20400114001

**R**  
*The Row Score of the Students' Pre-test and Post-test  
 in experiment class*

No	Name	Pronunciation				Vocabulary				Grammar				Fluency			
		Pre test		Post test		Pre Test		Post test		Pre test		Post test		Pre test		Post test	
		Score (X)	$X_1^2$	Score (X)	$X_1^2$	Score (X)	$X_1^2$	Score (X)	$X_1^2$	Score (X)	$X_1^2$	Score (X)	$X_1^2$	Score (X)	$X_1^2$	Score (X)	$X_1^2$
1	A. MUH GANIM	1	1	2	4	2	4	2	4	1	1	1	1	2	4	4	16
2	ALDI EKA PUTRA M	2	4	2	4	2	4	3	9	1	1	2	4	3	9	6	36
3	ALMI ALIFKHA	3	9	4	16	3	9	3	9	1	1	2	4	2	4	4	16
4	ASRIANA SYARIFUDDIN	3	9	4	16	3	9	4	16	2	4	3	9	2	4	6	36
5	BUDI PRIHANDOYO	2	4	3	9	2	4	3	9	2	4	3	9	2	4	4	16
6	ERI ALWI USMAN	1	1	2	4	3	9	3	9	1	1	2	4	2	4	5	25
7	FEBRIANTI HIDAYAT	2	4	3	9	2	4	3	9	2	4	3	9	3	9	5	25
8	GEMA AGUNG NURACHMAT	1	1	2	4	1	1	2	4	1	1	2	4	1	1	3	9
9	HANDAYANI	1	1	2	4	1	1	2	4	1	1	1	1	2	4	3	9
10	HASWAN	2	4	2	4	2	4	3	9	1	1	1	1	2	9	6	36
11	HERAWATI	3	9	4	16	2	4	4	16	2	4	3	9	3	9	5	25
12	IBNU MAHES	2	4	3	9	2	4	3	9	2	4	2	4	1	1	3	9

13	ISWANDI	1	1	2	4	1	1	2	4	1	1	2	4	2	4	5	25
14	JAMILA TULFU AIDA	2	4	3	9	2	4	3	9	2	4	1	1	2	4	4	16
15	KASMIRA	1	1	2	4	1	1	2	4	1	1	1	1	2	4	4	16
16	KEVIN APRILYA	2	4	3	9	2	4	2	4	1	1	2	4	1	1	3	9
17	LAURA AUGRIVIN	1	1	2	4	1	1	2	4	1	1	1	1	2	4	3	9
18	MUH FAQIH	1	1	2	4	2	4	2	4	1	1	1	1	2	4	3	9
19	MUH RIJAL	2	4	2	4	2	4	2	4	1	1	2	4	3	9	4	16
20	MUH SOPYAN EFENDI	1	1	2	4	1	1	2	4	1	1	1	1	2	4	3	9
		34	68	51	14 1	37	77	52	14 4	26	38	36	76	42	96	83	382
		1.7	3.4	2.55	7. 05	1.85	3.8 5	2.6	7.2	1.3	1.9	1.8	3.8	2.1	4.8	4.15	19.1

\*The researcher gives a score to all of the elements of speaking but the researcher only focus in fluency.

Makassar, 25 Agustus 2018

Peneliti,

UNIVERSITAS ISLAM NEGERI  
**ALAUDDIN**  
 M A K A S S A R

Putri Sakinah

**■**  
*The Row Score of the Students' Pre-test and Post-test  
 in control class*

No	Name	Pronunciation				Vocabulary				Grammar				Fluency			
		Pre test		Post test		Pre Test		Post test		Pre test		Post test		Pre test		Post test	
		Score (X)	$X_1^2$	Score (X)	$X_1^2$	Score (X)	$X_1^2$	Score (X)	$X_1^2$	Score (X)	$X_1^2$	Score (X)	$X_1^2$	Score (X)	$X_1^2$	Score (X)	$X_1^2$
1	ARHIE FACHRIANSYAH	1	1	2	4	2	4	2	4	1	1	2	4	3	9	3	9
2	ASTRI ASRIANA MS	2	4	2	4	1	1	2	4	1	1	2	4	2	4	3	9
3	CHELLYN MATIUS	3	9	3	9	2	4	3	9	2	4	3	9	3	9	3	9
4	ELISA	3	9	3	9	3	9	4	16	4	16	4	16	4	16	4	16
5	FITRIANI	2	4	3	9	2	4	3	9	2	4	3	9	3	9	3	9
6	HERAWATI	1	1	2	4	3	9	3	9	3	9	4	16	2	4	3	9
7	ILHAM	2	4	3	9	3	9	3	9	3	9	3	9	3	9	3	9
8	IRNAWATI	1	1	2	4	3	9	3	9	3	9	3	9	4	16	4	16
9	JAMALUDDIN	1	1	3	9	2	4	2	4	2	4	3	9	2	4	3	9
10	KLAUDIUS BERSOH	2	4	2	4	3	9	4	16	2	4	2	4	3	9	3	9
11	MUH ARSIKIN	2	4	3	9	2	4	3	9	2	4	2	4	3	9	3	9
12	MUH ASHAR RAHMAN	2	4	3	9	2	4	2	4	1	1	2	4	3	9	4	16

13	MUH ASLAM	1	1	2	4	3	9	2	4	2	4	2	4	4	16	3	9
14	MUH ASMAN	2	4	2	4	1	1	2	4	1	1	2	4	3	9	3	9
15	MUTIARA	1	1	2	4	1	1	2	4	2	4	2	4	3	9	3	9
16	NOVITA KASMIDA	2	4	2	4	2	4	2	4	2	4	3	9	4	16	4	16
17	NUR AISYAH K	1	1	1	1	2	4	2	4	2	4	3	9	3	9	3	9
18	NUR INSANI AMRI	2	4	2	4	2	4	2	4	2	4	3	9	4	16	4	16
19	NURABIYA RATUL ADWIYA	2	4	2	4	3	9	3	9	3	9	3	9	4	16	4	16
20	NURHIKMAH PRATIWI	1	1	2	4	2	4	3	9	1	1	2	4	2	4	3	9
		34	67	46	112	44	10 6	52	14 4	41	97	53	158	60	19 0	65	215
		1.7	3.3 5	2.3	5.6	2.2	5.3	2.6	7.2	2.05	4.85	2.65	7.9	30	9.5	3.25	10.7 5

\*The researcher gives a score to all of the elements of speaking but the researcher only focus in fluency.

Makassar, 25 Agustus 2018

Peneliti,

UNIVERSITAS ISLAM NEGERI  
**ALAUDDIN**  
M A K A S S A R

Putri Sakinah

## APENDIX IV

### The mean score of Experimental Class and Control Class

#### A. Experimental Class

1. Pre-test

$$\begin{aligned}\bar{X}_1 &= \frac{\Sigma X}{N} \\ &= \frac{42}{20}\end{aligned}$$

$$\bar{X}_1 = 2.1$$

2. Post-test

$$\begin{aligned}\bar{X}_1 &= \frac{\Sigma X}{N} \\ &= \frac{83}{20}\end{aligned}$$

$$\bar{X}_1 = 4.15$$

#### B. Control class

1. Pre-test

$$\begin{aligned}\bar{X}_2 &= \frac{\Sigma X}{N} \\ &= \frac{60}{20}\end{aligned}$$

$$\bar{X}_2 = 3$$

2. Post-test

$$\begin{aligned}\bar{X}_2 &= \frac{\Sigma X}{N} \\ &= \frac{65}{20}\end{aligned}$$

$$\bar{X}_2 = 3.25$$



## APENDIX V

### Standard Deviation of Experimental Class and Control Class

#### a. Experimental class

##### 1. Pre-test

$$SD = \sqrt{\frac{SS_1}{n-1}}$$

Where :

$$SS_1 = \sum X_1^2 - \frac{(\sum X_1)^2}{n}$$

$$= 96 - \frac{(42)^2}{20}$$

$$= 96 - \frac{1764}{20}$$

$$= 96 - 88.2$$

$$= 7.8$$

$$SD = \sqrt{\frac{SS_1}{n-1}}$$

$$= \sqrt{\frac{7.8}{20-1}}$$

$$= \sqrt{\frac{7.8}{19}}$$

$$= \sqrt{0.41}$$

$$= 0.64$$

##### 2. Post-test

$$SD = \sqrt{\frac{SS_1}{n-1}}$$

Where :

$$SS_1 = \sum X_1^2 - \frac{(\sum X_1)^2}{n}$$

$$= 382 - \frac{(83)^2}{20}$$

$$= 382 - \frac{6889}{20}$$

$$= 382 - 344.45$$

$$= 37.55$$

$$SD = \sqrt{\frac{SS_1}{n-1}}$$

$$= \sqrt{\frac{37.55}{20-1}}$$

$$= \sqrt{\frac{37.55}{19}}$$

$$= \sqrt{1.97}$$

$$= 1.40$$

**b. Control class**

1. Pre-test

$$SD = \sqrt{\frac{SS_1}{n-1}}$$

Where :

$$SS_1 = \sum X_1^2 - \frac{(\sum X_1)^2}{n}$$

$$= 190 - \frac{(60)^2}{20}$$

$$= 190 - \frac{3600}{20}$$

$$= 190 - 180$$

$$= 10$$

$$SD = \sqrt{\frac{SS_1}{n-1}}$$

$$= \sqrt{\frac{10}{20-1}}$$

$$= \sqrt{\frac{10}{19}}$$

$$= \sqrt{0.52}$$

$$= 0.72$$

2. Post-test

$$SD = \sqrt{\frac{SS_1}{n-1}}$$

Where :

$$SS_1 = \sum X_1^2 - \frac{(\sum X_1)^2}{n}$$

$$= 125 - \frac{(65)^2}{20}$$

$$= 125 - \frac{4225}{20}$$

$$= 125 - 211.25$$

$$= 3.75$$

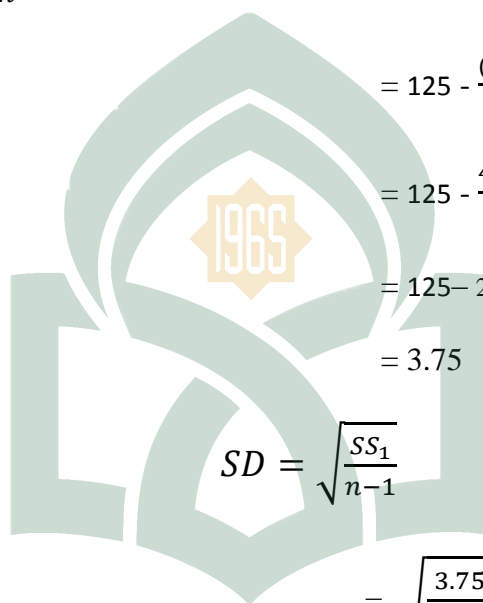
$$SD = \sqrt{\frac{SS_1}{n-1}}$$

$$= \sqrt{\frac{3.75}{20-1}}$$

$$= \sqrt{\frac{3.75}{19}}$$

$$= \sqrt{0.19}$$

$$= 0.44$$



UNIVERSITAS ISLAM NEGERI

ALAUDDIN

M A K A S S A R

## APPENDIX VI

### The significant Different

$$\bar{X}_1 = 4.15 \quad SS_1 = 37.55$$

$$\bar{X}_2 = 3.25 \quad SS_2 = 3.75$$

#### 1. T-test

$$t = \frac{\bar{X}_1 - \bar{X}_2}{\sqrt{\left(\frac{SS_1 + SS_2}{n_1 + n_2 - 2}\right) \left(\frac{1}{n_1} + \frac{1}{n_2}\right)}}$$

$$t = \frac{4.15 - 3.25}{\sqrt{\left(\frac{37.55 + 3.25}{20 + 20 - 2}\right) \left(\frac{1}{20} + \frac{1}{20}\right)}}$$

$$t = \frac{0.9}{\sqrt{\left(\frac{41.3}{38}\right) \left(\frac{2}{40}\right)}}$$

$$t = \frac{0.9}{\sqrt{(1.08)(0.05)}}$$

$$t = \frac{0.9}{\sqrt{0.054}}$$

$$t = \frac{0.9}{0.23}$$

$$t_{hitung} = 3.91$$

#### 2. T-table

For level of significance (D) = 0,05

Degree of freedom (df) = (N<sub>1</sub>+N<sub>2</sub>)-2 = 20+20-2 = 38

t-Table = 2,042

**APPENDIX VIII**

## Lesson Plan (Experiment Class)

## 1st Meeting

Subject	: Speaking
Class	: XI MIPA 1
Material	: Introducing My Self
Time Allocation	: 2 x 45 Minutes

## A. Standard Competence

Expressing meaning in formal and sustained transactional and interpersonal in daily life context.

## B. Basic Competence

Expressing meaning in very simple transactional and interpersonal conversation using oral language style accuracy and fluency in daily life context for the function of introducing my self.

## C. Indicators

1. Student are able to perform a conversation with his/her self about the suitable topic.
2. Student are able to be confidence to do a speaking practice.

## D. Procedure

## Step 1

Teacher will explain the suitable topic; Introducing My Self to the students.

**Step 2**

Teacher gives example to the student how to introducing self well.

**Step 3**

Teacher provides all the ingredients about the suitable topic.

**Step 4**

Teacher asks the student to introducing his/her self in front of class one by one.



## Lesson Plan (Experiment Class)

### 2st Meeting

Subject : Speaking  
Class : XI/MIPA 1  
Material : Video Tutorial (Greeting Card)  
Time Allocation : 2 x 45 Minutes

#### A. Standard Competence

Expressing meaning in formal and sustained transactional and interpersonal in daily life context.

#### B. Basic Competence

Expressing meaning in very simple transactional and interpersonal conversation using oral language style accuracy and fluency in daily life context for the function of

Video Tutorial (Greeting Card)

#### C. Indicators

1. Student are able to perform and re explain with their group about the suitable topic.
2. Student are able to be confidence to do a speaking practice.

#### D. Procedure

##### Step 1

Teacher will explain the suitable topic; Video Tutorial (Greeting Card) to the students.

**Step 2**

Teacher will playing the video until 3(three) times.

**Step 3**

Teacher asks the student to demonstrate and re explain about the suitable topic in front of class.



## Lesson Plan (Experiment Class)

### 3st Meeting

Subject	: Speaking
Class	: XI/MIPA 1
Material	: Video Tutorial ( Birthday Card)
Time Allocation	: 2 x 45 Minutes

#### A. Standard Competence

Expressing meaning in formal and sustained transactional and interpersonal in daily life context.

#### B. Basic Competence

Expressing meaning in very simple transactional and interpersonal conversation using oral language style accuracy and fluency in daily life context for the function of

Video Tutorial (Birthday Card)

#### C. Indicators

1. Student are able to perform and re explain with their group about the suitable topic.
2. Student are able to be confidence to do a speaking practice.

#### D. Procedure

##### Step 1

Teacher will explain the suitable topic; Video Tutorial (Birthday Card) to the students.



**Step 2**

Teacher will playing the video until 3(three) times.

**Step 3**

Teacher asks the student to demonstrate and re explain about the suitable topic in front of class.



## Lesson Plan (Experiment Class)

### 4st Meeting

Subject : Speaking  
Class : XI/MIPA 1  
Material : Video Tutorial ( Graduation Card)  
Time Allocation : 2 x 45 Minutes

#### A. Standard Competence

Expressing meaning in formal and sustained transactional and interpersonal in daily life context.

#### B. Basic Competence

Expressing meaning in very simple transactional and interpersonal conversation using oral language style accuracy and fluency in daily life context for the function of

Video Tutorial (Graduation Card)

#### C. Indikator

1. Student are able to perform and re explain with their group about the suitable topic.

2. Student are able to be confidence to do a speaking practice.

#### D. Procedure

##### Step 1

Teacher will explain the suitable topic; Video Tutorial (Graduation Card) to the students.

**Step 2**

Teacher will playing the video until 3(three) times.

**Step 3**

Teacher provides all the ingredients about the suitable topic.

**Step 4**

Teacher asks the student to demonstrate and re explain about the suitable topic in front of clas



## Lesson Plan (Experiment Class)

### 5st Meeting

Subject : Speaking  
Class : XI/MIPA 1  
Material : Describing University  
Time Allocation : 2 x 45 Minutes

#### A. Standard Competence

Expressing meaning in formal and sustained transactional and interpersonal in daily life context.

#### B. Basic Competence

Expressing meaning in very simple transactional and interpersonal conversation using oral language style accuracy and fluency in daily life context for the function of Describing University.

#### C. Indicators

1. Student are able to perform with their group about the suitable topic.
2. Student are able to be confidence to do a speaking practice.

#### D. Procedure

##### Step 1

Teacher will explain the suitable topic; University to the students.

##### Step 2

Teacher gives explanation about the university

**Step 3**

Teacher provides all the ingredients about the suitable topic.

**Step 4**

Teacher asks the student to describe and explain about the suitable topic in front of class.



## Lesson Plan (Control Class)

## 1st Meeting

Subject : Speaking  
Class : XI MIPA 3  
Material : Introducing My Self  
Time Allocation : 2 x 45 Minutes

## A. Standard Competence

Expressing meaning in formal and sustained transactional and interpersonal in daily life context.

## B. Basic Competence

Expressing meaning in very simple transactional and interpersonal conversation using oral language style accuracy and fluency in daily life context for the function of introducing my self.

## C. Indicators

1. Student are able to perform a conversation with his/her self about the suitable topic.
2. Student are able to be confidence to do a speaking practice.

## D. Procedure

## Step 1

Teacher will explain the suitable topic; Introducing My Self to the students.

## Step 2

Teacher gives example to the student how to introducing self well.

Step 3

Teacher provides all the ingredients about the suitable topic.

Step 4

Teacher asks the student to introducing his/her self in front of class one by one.



## Lesson Plan (Control Class)

### 2st Meeting

Subject : Speaking  
Class : XI MIPA 3  
Material : My Dream  
Time Allocation : 2 x 45 Minutes

#### A. Standard Competence

Expressing meaning in formal and sustained transactional and interpersonal in daily life context.

#### B. Basic Competence

Expressing meaning in very simple transactional and interpersonal conversation using oral language style accuracy and fluency in daily life context for the function of asking and giving information.

#### C. Indicators

1. Student are able to perform a conversation with their partner about the suitable topic.
2. Student are able to be confidence to do a speaking practice.

#### D. Procedure

##### Step 1

Teacher will explain the suitable topic; My dream to the students.



**Step 2**


Teacher divides students in pairs.

**Step 3**

Teacher gives a direction to the student for doing a short conversation with their partner about the topic of “My Dream”.

**Step 4**

Teacher asks A to tell about his or her dream. Then teacher asks B to tell about his or her dream also.



## Lesson Plan (Control Class)

## 3rd Meeting

Subject : Speaking  
Class : XI MIPA 3  
Material : My Hobby  
Time Allocation : 2 x 45 Minutes

## A. Standard Competence

Expressing meaning in formal and sustained transactional and interpersonal in daily life context.

## B. Basic Competence

Expressing meaning in very simple transactional and interpersonal conversation using oral language style accuracy and fluency in daily life context for the function of preposition of Phrase.

## C. Indikator

1. Student are able to perform a conversation with their partner about the suitable topic.
2. Student are able to be confidence to do a speaking practice.

## D. Procedure

## Step 1

Teacher will explain the suitable topic; My Hobby to the students.

**Step 2**

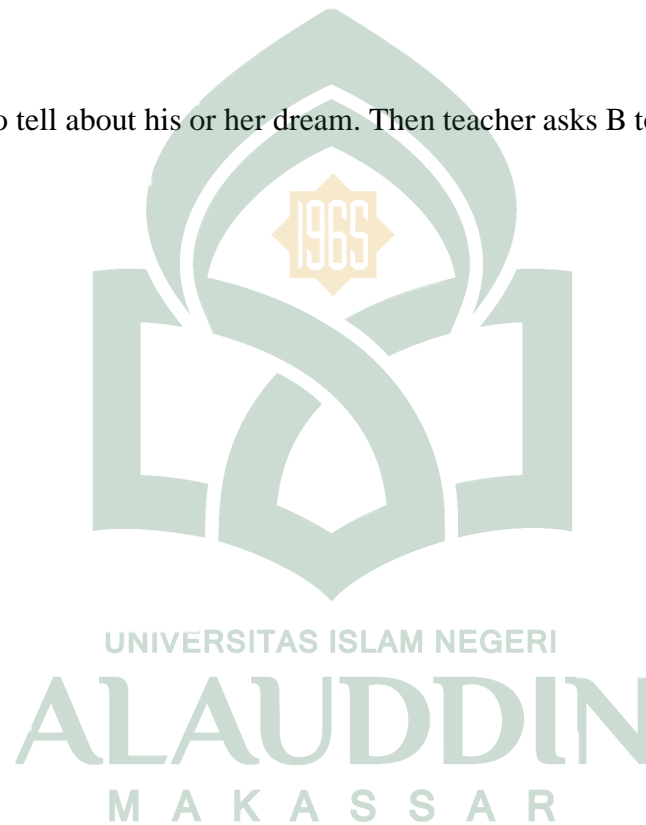
Teacher divides students in pairs.

**Step 3**

Teacher gives a direction to the student for doing a short conversation with their partner about the topic of “My Hobby”.

**Step 4**

Teacher asks A to tell about his or her dream. Then teacher asks B to tell about his or her dream also.



## Lesson Plan (Control Class)

## 4th Meeting

Subject : Speaking  
Class : XI MIPA 3  
Material : My Village  
Time Allocation : 2 x 45 Minutes

## A. Standard Competence

Expressing meaning in formal and sustained transactional and interpersonal in daily life context.

## B. Basic Competence

Expressing meaning in very simple transactional and interpersonal conversation using oral language style accuracy and fluency in daily life context for the function of kinds of pictures.

## C. Indikator

1. Student are able to perform a conversation with their partner about the suitable topic.
2. Student are able to be confidence to do a speaking practice.

## D. Procedure

## Step 1

Teacher will explain the suitable topic; My Village to the students.

**Step 2**

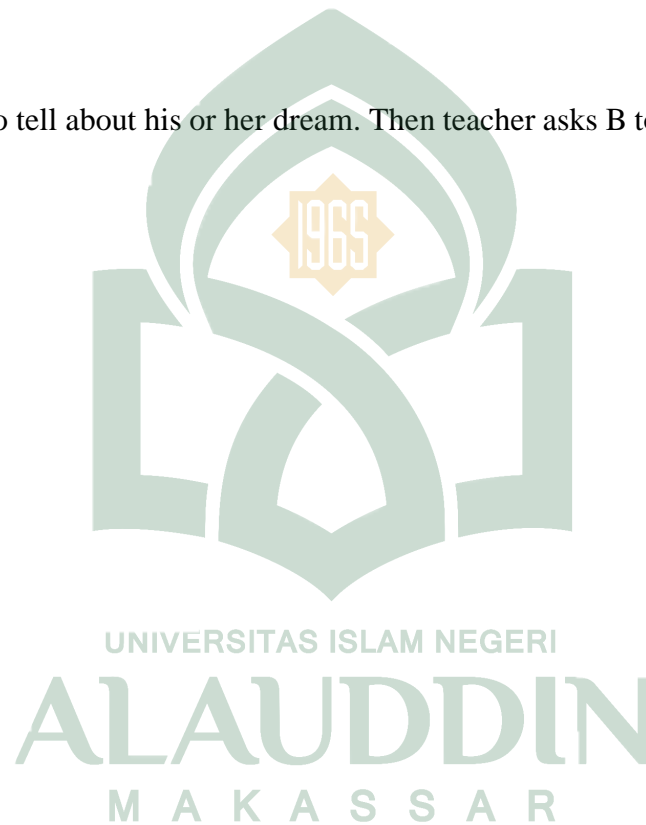
Teacher divides students in pairs.

**Step 3**

Teacher gives a direction to the student for doing a short conversation with their partner about the topic of “My Village”.

**Step 4**

Teacher asks A to tell about his or her dream. Then teacher asks B to tell about his or her dream also.



## Lesson Plan (Experiment Class)

### 5st Meeting

Subject : Speaking  
Class : XI MIPA 3  
Material : Describing University  
Time Allocation : 2 x 45 Minutes

#### A. Standard Competence

Expressing meaning in formal and sustained transactional and interpersonal in daily life context.

#### B. Basic Competence

Expressing meaning in very simple transactional and interpersonal conversation using oral language style accuracy and fluency in daily life context for the function of Describing University.

#### C. Indicators

1. Student are able to perform with their group about the suitable topic.
2. Student are able to be confidence to do a speaking practice.

#### D. Procedure

##### Step 1

Teacher will explain the suitable topic; University to the students.

##### Step 2

Teacher gives explanation about the university

**Step 3**

Teacher provides all the ingredients about the suitable topic.

**Step 4**

Teacher asks the student to describe and explain about the suitable topic in front of class.



## APPENDIX IX

### The Instruction for Tutorial Video

School : SMAN 8 Gowa  
 Subject : English  
 Theme : Video Tutorial (Greeting Card)  
 Aspect/Skill : Speaking  
 Level/Semester : XI/MIPA 1  
 Time Allotment : 2 x 45' (two meeting)

This paper can be used for a group :

- 1.
- 2.
- 3.
- 4.
- 5.
- 6.


#### 1. Materials (bahan) :

- Card (kartu)
- Colored paper (red, yellow, pink, green, orange, purple, blue) (kertas warna, merah, kuning, merah jambu, green, orange, ungu, biru)
- Glue (lem)
- Cut (gunting)
- Pen (pulpen)
- Ruller (penggaris)

#### 2. Instruction:

➤ Follow the step below (ikuti langkah di bawah ini) :

- ❖ First, fold the paper (lipat kertas ke tengah)
- ❖ Draw a half heart (gambar sepotong hati)
- ❖ Cut a shape heart ( gunting bentuk hati tersebut)



UNIVERSITAS ISLAM NEGERI  
 ALAUDDIN  
 MAKASSAR



- ❖ Then, make a piece of heart paper as much as the color paper provided (lalu, buatlah potongan kertas berbentuk hati sebanyak kertas yang disediakan)
- ❖ Make a template card (buat pola kartu)
- ❖ Mark height the card (tandai di ujung kertas)
- ❖ Mark 1cm every gaps (tandai 1cm setiap celah)
- ❖ Bend each line the card (bengkokkan setiap baris di kartu tersebut)
- ❖ Glue the colored paper then put on each line ( lem kertas warna lalu tempelkan di setiap baris)
- ❖ Fold under the card ( lipat kebawah kartu)
- ❖ Take an another template and glue in height card ( ambil pola kartu lain dan lem di bagian ujung kartu)
- ❖ Take an another card and fold a half ( ambil kartu lain dan lipat ketengah)
- ❖ Glue every sides the template ( lem kedua sisi pola kartu)
- ❖ And the last, write a hidden message ( dan yang terakhir tulislah pesan tersembunyi)

Adapted by Four Nine-JungleNailedIt

Rubric of Speaking Assessment						
Name of Student :						
Class :						
School :						
No	Focus	Score				Total Score
		1	2	3	4	
1	Fluency					
2	Pronunciation					
3	Grammar					
4	Vocabulary					

Table. 1 Fluency

No	Classification Ability	Score	Criteria
1.	Good	4	Making an effort and search for words, there are not too many unnatural pauses. Fairly smooth delivery mostly. Occasionally fragmentary but succeeded in conveying the general meaning, fair range of expression.
2.	Average	3	Making an effort too much of the time, often has to search the desire meaning. Rather halting delivery and fragmentary, range of expression often limited.

3.	Poor	2	Frequently fragmentary and halting delivery. Almost gives up making the efforts at time. Limited range of expression.
4.	Very Poor	1	Very halting and fragmentary delivery. At times gives up making the effort. Very limited range expression.

Table. 2 Pronunciations

No	Classification Ability	Score	Criteria
1.	Good	4	Always intelligible through one is conscious of definite accent.
2.	Fair	3	Pronunciation problem necessitate concentrate listening and lead to misunderstanding.
3.	Inadequate	2	Pronunciation hard to understand because of pronunciation problem. Most frequently is asked repeated.
4.	Unacceptable	1	Pronunciation problem is so hard and difficult to understand.

Table. 3 Grammar

No	Classification Ability	Score	Criteria
1.	Good	4	Occasionally make grammatical and word order error which do not however observe meaning.
2.	Fair	3	Making frequent error of grammar and word order which occasionally observe meaning.
3.	Inadequate	2	Grammar and word order error make comprehension difficulty
4.	Unacceptable	1	Error grammar and word order as severe as to make speech untellable.

Table. 4 Vocabulary

No	Classification Ability	Score	Criteria
1.	Good	4	Sometimes uses inappropriate term and must rephrase ideas because of lexical inadequate.
2.	Fair	3	Frequently uses the wrong word; conversation Somewhat limited vocabulary.

3.	Inadequate	2	Vocabulary makes comprehension quite difficult.
4.	Unacceptable	1	Vocabulary limitation so extreme to make Conversation virtually impossible.



# APPENDIX X

## DOCUMENTATION











## CURRICULUM VITAE



The writer, Putri Sakinah, was born on December 15th, 1995 in Romang Lompoa, Gowa Regency, South Sulawesi. She has one sister and Two brother. She is the third child of Drs. Abd. Azis Laside and Suriani. She started her Elementary school in 2002 at SDI SANDIKKA Kec. Bontomarannu Kel. Romang Lompoa Kab. Gowa and finished in 2008. Her Junior High School was at MTSN Balang-Balang Gowa Regency and finished in 2011. Then she continued her study at SMAN 1 BONTOMARANNU and graduated in 2014. At the same year, she was accepting as one of the students of English Education Department of Tarbiyah and Teaching Science Faculty at Alauddin State Islamic University of Makassar.