


**A COMPARATIVE STUDY BETWEEN THE LISTENING
COMPREHENSION OF THE STUDENTS OF ENGLISH
EDUCATION DEPARTMENT USING VIDEO AND AUDIO**



Submitted in Partial Fulfillment of the Requirements for the Degree
of Sarjana Pendidikan (S.Pd) of English Education Department
of Tarbiyah and Teaching Science Faculty of Alauddin
State Islamic University of Makassar

By:

UNIVERSITAS ISLAM NEGERI

ALAUDDIN
M A K A S S A R

PUTRI ANANDA

Reg. Number: 20400114039

**ENGLISH EDUCATION DEPARTMENT
FACULTY OF TARBIYAH AND TEACHER TRAINING
ALAUDDIN STATE ISLAMIC UNIVERSITY OF MAKASSAR**

2019

PERNYATAAN KEASLIAN SKRIPSI

Dengan penuh kesadaran, penulis yang bertanda tangan di bawah ini:

Nama : Putri Ananda
NIM : 20400114039
Tempat/Tgl. Lahir : Parepare, 1 Januari 1996
Jur/Trodi/konsentrasi : Pendidikan Bahasa Inggris
Fakultas/Program : Tarbiyah dan Keguruan
Alamat : Jl. Tanamangapa Raya v
Judul : *A Comparative Study between the Listening Comprehension of the Students of English Education Department Using Video and Audio*

menyatakan dengan sesungguhnya dan penuh kesadaran bahwa skripsi ini benar-benar adalah hasil karya sendiri. Jika di kemudian hari terbukti bahwa ia menjiplak, duplikat, tiruan, plagiat, atau dibuat oleh orang lain, sebagian atau seluruhnya, maka skripsi dan gelar yang diperoleh karenanya batal demi hukum.

Gowa, 18 Februari 2019

Penulis,



UNIVERSITAS ISLAM NEGERI
ALAUDDIN
M A K A S S A R
Putri Ananda
NIM. 20400114039

PERSETUJUAN PEMBIMBING

Pembimbing penulisan skripsi saudara, **Putri Ananda**, NIM: **20440114039**, mahasiswa Jurusan Pendidikan Bahasa Inggris pada Fakultas Tarbiyah dan Keguruan UIN Alauddin Makassar, setelah dengan seksama membaca dan mengoreksi skripsi yang bersangkutan dengan judul "*A Comparative Study between the Listening Comprehension of the Students of English Education Department Using Video and Audio*" memandang bahwa skripsi tersebut telah memenuhi syarat-syarat ilmiah dan dapat disetujui untuk diajukan ke sidang munaqasyah.

Dengan ini persetujuan ini diberikan untuk proses selanjutnya.

Samata - Gowa,

10-2

2019

Pembimbing I



Dr. Sitti Nurpahmi, S.Pd., M.Pd.
NIP. 19740308 200902 2 003

Pembimbing II



Indah Fadhilah Rohman, S.Pd.L., M.Hum.
NIDN. 2030098502

PENGESAHAN SKRIPSI

Skrripsi berjudul "*A Comparative Study between the Listening Comprehension of the Students of English Education Department Using Video and Audio*", yang diajukan oleh Putri Ananda, NIM: 20400114039, mahasiswa Jurusan Pendidikan Bahasa Inggris Fakultas Tarbiyah dan Keguruan UIN Alauddin Makassar, telah diuji dan dipertahankan dalam sidang munaqasyah yang diselenggarakan pada hari Jumat, tanggal 22 Maret 2019 M. Berepatan dengan tanggal 15 Rajab 1440 H, dinyatakan telah dapat diterima sebagai salah satu syarat untuk memperoleh gelar Sarjana dalam Ilmu Pendidikan, Jurusan Pendidikan Bahasa Inggris dengan beberapa perbaikan.

Gowa, 22 Maret 2019 M.
15 Rajab 1440 H.

DEWAN PENGUJI
(Nomor: 392 Tahun 2019)

Ketua Sidang : Dr. Mulyono Daropo, M.Ag.
Sekretaris Sidang : Dr. Kamsinah, M.Pd.
Munaqisy I : Dr. H. Abd. Muhsin Saad, M.Ed. TESOL
Munaqisy II : Dr. Hj. Djuwairiah Ahmad, M.Pd., M.TESOL
Pembimbing I : Dr. Sitti Nurpahmi, S.Fd., M.Pd.
Pembimbing II : Lucia Fadhillah Rahman, S.Pd.I., M.Hum.

UNIVERSITAS ISLAM NEGERI
ALAUDDIN
MAKASSAR

Diketahui oleh:

Dekan Fakultas Tarbiyah dan Keguruan
UIN Alauddin Makassar



Dr. H. Muhammad Amri, Lc., M.Ag.
NIP. 19730120 200312 1 001

ACKNOWLEDGEMENT

Alhamdulillah Rabbil Alamin, the researcher would like to express her deepest gratitude to the Almighty Allah SWT. who has been giving mercies, blessings, inspiration and good health all the time to conduct the writing of this thesis. Also, Shalawat and Salam are delivered to our great prophet Muhammad SAW who has brought us from the darkness into the lightness.

During the writing of this thesis, the researcher received much assistance from a number of people for their valuable guidances, corrections, suggestions, advices and golden supports. Without them, the writing of this thesis would have never been possible completed especially for the researcher's beloved parents **H. Bahtiar S.E.**, and **Hj. Atrianis**, who always give attention to their children and their strong motivation both material and spirit until the completing of this thesis. In addition, the researcher would like to express the greatest thankful and appreciation for those people, they are:

1. **Prof. Dr. H. Musafir Pababbari, M.Ag.**, as the Rector of Alauddin State Islamic University (UIN) of Makassar.
2. **Dr. H. Muhammad Amri, Lc.**, as the Dean of Tarbiyah and Teaching Science Faculty of Alauddin State Islamic University (UIN) of Makassar.
3. **Dr. Kamsinah, M.Pd. I.** and **Dr. Sitti Nurpahmi, S.Pd., M.Pd.** the Head and the Secretary of English Education Department of Tarbiyah and Teaching Science Faculty of Alauddin State Islamic University (UIN) of Makassar.

4. **Dr. Sitti Nurpahmi, S.Pd., M.Pd.** and **Indah Fadhilah Rahman, S.Pd.I., M.Hum.**, the first and the second consultants for their guidances, supports, suggestions and advices during the writing of this thesis.
5. The most profound thanks to all lecturers of English Department and all staffs of Tarbiyah and Teaching Science Faculty for their help, support, and guidance during the researcher has been studying at Alauddin State Islamic University (UIN) of Makassar.
6. The researcher's beloved brother and sisters, **Chaeril Atbar S.E., Rofiqi Amaliyah S.E.**, and **Suci Apriani** for their patient, prays, and motivation during her study.
7. The researcher's nephews, **Ilma Mujahidah Naviah** and **A. Zuhdy Unde Massawedi** who bring the laughter and happiness to the researcher's life.
8. The researcher's cousin, **Dian Nur Fitri, S. Pd.**, for the supporting, caring, laughing and be the place for sharing.
9. The researcher's classmates in English Education Department **PBI 1 and 2 (2014)**, **Sri Suhartina, Nur Aisyah, Reskiawati, Nurul Hakimah Hafid, Radiyahatul Jamilah, Nurkhairat Amaliyah, Tut Wuri Handayani, Arsyi Haruna** and all friends who could not be mentioned one by one. Thanks for the friendship and suggestions to this research.
10. English Education students from class PBI 1-2, PBI 3-4 and PBI 5-6 academic year 2016/2017 who have participated in the study.
11. Everyone who has helped the researcher, not only in the making of this thesis, but through the ups and downs of her university life. The researcher could not

mention them one by one. All the researcher can say is the researcher could not be more grateful for their contribution. May Allah bless them all.

The researcher does realize that this thesis is still far from being perfect and still needs more improvement to get better result, so that corrections, suggestions and advices are always expected. Therefore, the researcher welcomes all kinds of corrections suggestions, and advices for a better writing. Hopefully, this thesis can give usefulness for the development of English teaching-learning.

Finally, willingly the researcher prays may all our efforts be blessed by Allah SWT. Amin.



Gowa, 18 February 2019
The Researcher

Putri Ananda
NIM: 20400114039

UNIVERSITAS ISLAM NEGERI
ALAUDDIN
M A K A S S A R

LIST OF CONTENTS

	Page
TITLE PAGE	i
PERNYATAAN KEASLIAN SKRIPSI	ii
PERSETUJUAN PEMBIMBING	iii
PENGESAHAN SKRIPSI	iv
ACKNOWLEDGEMENT	v
LIST OF CONTENTS	viii
LIST OF TABLES	x
LIST OF FIGURES	xii
LIST OF APPENDICES	xiii
ABSTRACT	xiv
CHAPTER I. INTRODUCTION	1-7
A. Background	1
B. Research Problem.....	5
C. Research Objective.....	5
D. Research Significances.....	5
E. Scope of The Research	6
F. Operational Definition of Terms.....	6
CHAPTER II. REVIEW OF RELATED LITERATURE	8-25
A. Previous of Related Research Findings.....	8
B. Some Pertinents Ideas.....	11
1. Listening Comprehension.....	11
2. Perception	19
3. Video	22
3. Audio	23
C. Conceptual Framework	24
D. Hypothesis.....	25

CHAPTER. III. RESEARCH METHOD	26-39
A. Research Design	26
B. Population and Sample	27
1. Population	27
2. Sample	27
C. Research Instrument	27
1. Test	28
2. Questionnaire	29
D. Procedure of Collecting Data	30
E. Technique Analysis Data	33
CHAPTER IV. FINDINGS AND DISCUSSION	40-65
A. Findings	40
1. The Students' Listening Comprehension Test Scores	40
2. The T-test result	46
3. The Questionnaire Score	47
B. Discussion	59
CHAPTER V. CONCLUSION AND SUGGESTION	66-68
A. Conclusions	66
B. Suggestions	67
BIBLIOGRAPHY	69-70
APPENDICES	71-138
CURRICULUM VITAE	139

LIST OF TABLES

Table 3.1	The Rubric of Questionnaire	30
Table 4.1	The Grouped Distribution of Video Score in the first test	41
Table 4.2	The Grouped Distribution of Audio Score in the first test	42
Table 4.3	The Grouped Distribution of Video Score in the second test	44
Table 4.4	The Grouped Distribution of Audio Score in the second test	45
Table 4.5	The Mean Score, Standard Deviation, Variance in the first test....	46
Table 4.6	The Saparated samples T-test in the First Test	46
Table 4.7	The Mean, Standard Deviation, Variance in the second test	47
Table 4.8	The Saparated samples T-test in the Second Test.....	47
Table 4.9	The Questionnaire Statistic of Students' Perception about Visual Clues in Understanding the Utterance and Situation	48
Table 4.10	The Students' Score Percentage of Visual Clues in Understanding the Utterance and Situation	49
Table 4.11	The Questionnaire Statistic of Students' Perception about Visual Clues from Video Disturb the Students	50
Table 4.12	The Students' Score Percentage of Visual Clues Visual Clues from Video Disturb the Students	50
Table 4.13	The Questionnaire Statistic of Students' Perception about the Accent and Speech Rate of the Speakers is Difficult for the Students	51
Table 4.14	The Students' Score Percentage of the Accent and Speech Rate of the Speakers	51
Table 4.15	The Questionnaire Statistic of Students' Perception about the Stressed and Intonation	52

Table 4.16	The Students' Score Percentage of the Stressed and Intonation....	53
Table 4.17	The Questionnaire Statistic of Students' Perception about the Topic that Discussed in The First and The second Test.....	53
Table 4.18	The Students' Score Percentage of the Topic that Discussed in the First and the second.....	54
Table 4.19	The Questionnaire Statistic of Students' Perception about Students' Vocabulary Range of the Material	54
Table 4.20	The Students' Score Percentage of the Students' Vocabulary Range of the Material	55
Table 4.21	The Questionnaire Statistic of Students' Preference in Using the Media to Get the Attention and to Add Students' English Vocabulary.....	55
Table 4.22	The Students' Score Percentage of Students' Preference in Using the Media to Get the Attention and to Add Students' English Vocabulary.....	56
Table 4.23	The Questionnaire Statistic of Students' Preference in Using the Media to Learn English (Listening Comprehension).....	57
Table 4.24	The Students' Score Percentage of Students' Preference in Using the Media to Learn English (Listening Comprehension)....	58



LIST OF CHARTS

Chart 4.1	The Grouped Distribution of Video Score in the First Test	41
Chart 4.2	The Grouped Distribution of Audio Score in the First Test	43
Chart 4.3	The Grouped Distribution of Video Score in the Second Test	44
Chart 4.4	The Grouped Distribution of Audio Score in the Second Test	45



LIST OF APPENDICES

Appendix I	Audio Test in the First Test	72
Appendix II	Video Test in the First Test.....	74
Appendix III	Audio Test in the Second Test	77
Appendix IV	Video Test in the Second Test	79
Appendix V	Instrument Questionnaire.....	81
Appendix VI	Sample of the First Audio Test Filled Answer Sheet	85
Appendix VII	Sample of the First Video Test Filled Answer Sheet.....	91
Appendix VIII	Sample of the Second Audio Test Filled Answer Sheet.....	97
Appendix IX	Sample of the Second Video Test Filled Answer Sheet	103
Appendix X	Sample of Filled Questionnaire Sheet	109
Appendix XI	Questionnaire Score	118
Appendix XII	Video score in the First Test	119
Appendix XIII	Audio score in the First Test	120
Appendix XIV	Video score in the Second Test	121
Appendix XV	Audio score in the Second Test	122
Appendix XVI	First t-Test Calculation Table	123
Appendix XVII	Second t-Test Calculation Table	124
Appendix XVIII	Letters	125
Appendix XIX	Documentations	137

ABSTRACT

Name : Putri Ananda
Reg. Number : 20400114039
Title : *A Comparative Study between the Listening Comprehension of the Students of English Education Department Using Video and Audio*

This study is at finding out the significant difference between the students' listening comprehension by using video and audio and identify the better media between video and audio on students' listening comprehension at English Education Department. This study was conducted at the English Education Department of Tarbiyah and Teacher Training Faculty of UIN Alauddin Makassar. The population in this study was all of the third-semester students in take academic year 2016/2017 which consists 98 students, and the sample taken was 30 students by using simple random sampling. The method used in this study was the quantitative method with the comparative design. The instruments used to gather the data were test and questionnaire. The test was carried out twice and discussed two topics. They were documentary of natural damage and animals that discussed in the first test, and talkshow conversation that discussed in the second test.

The result of test and questionnaire showed that 1) The first and the second test discussed different topic and both test has different result of significant difference between video and audio. Where in the first test which discussed the topic of documentary about natural damage and animals, the t-test value was **13.00** and t_{table} for $n = 58$ in level of significant $\alpha = 0.05$ was **2.00**. Because of $t\text{-test} > t_{\text{table}}$ (**13.15** > **2.00**) showed that that there is a significant difference between the students listening comprehension by using video and audio of students' English Education Department. Meanwhile in the second test which discussed the topic about talkshow conversation, the t-test value was **-10.15** and t_{table} was **2.00**. Because of $t\text{-test} < t_{\text{table}}$ (**-10.15** < **2.00**) showed that there is not a significant difference between the students listening comprehension by using video and audio of students' English Education Department. 2) Video is a better media than audio on students listening comprehension.

The result of this research lead to the conclusion that using video as media on students listening comprehension is better than using audio especially for the students of English Education Department. But there are factors that should be taken into accounts, such as the topic of the material should be familiar for the students and the type of the visual clues of video also must be noticed considering the way of the visual clues in giving the illustration of the speakers' utterance also plays an important role in helping the students in listening comprehension. The implication of this research expects the teachers or lecturers to apply the video media in teaching listening especially in teaching listening comprehension. The video media contain visual clues which help the students to associated the word that they heard to the image that it's presented, so that the students can get the meaning of the speakers' utterance more easily in listening comprehension process.

CHAPTER I

INTRODUCTION

A. Background

The development of the internet and millennial age today make people easier to communicate each other around the world. The most popular language used is English. To be fluent in English there are four basic skills to be required and one of the skill is listening.

Listening is assumed as the most critical for language learning. As today during the communicative language teaching era, when languages are taught by face to face communication, listening is an important skill in this regard. (Vandergrift, L and Goh, C. 2012: 396). It is also support by Krashen's (1982) ideas about comprehensible input which is stressing the role of listening in language processing. As Harmer (2007:265) stated that language activation can be access if we understand the meaning of the input in which our brains need to fully engaged with the text that we are hearing. It means that the teaching of English will be running well by listening skill since listening is the important skill in language learning.

As the important skill in language learning, listening is assumed as the key role to get the understanding. As Qur'an surah Az zumar [39:18] has explained:

الَّذِينَ يَسْتَمِعُونَ الْقَوْلَ فَيَتَّبِعُونَ أَحْسَنَهُ أُولَئِكَ الَّذِينَ هَدَاهُمُ اللَّهُ وَأُولَئِكَ هُمْ الْأُولِيَاءُ

“Who listen to speech and follow the best of it. Those are the ones Allah has guided, and those are people of understanding.”

The Surah explains that understanding is obtained by the one who listen the speech well. It means that the role of listening skill in gaining the understanding is enormous. But even though listening takes a crucial role to gain the understanding, the attention of listening has been recognized recently. It is because listening was assumed as passive skill that would developed naturally with speaking and reading (Rost, 2011 : 146).

Nowadays listening received much more attention especially in second language teaching (Rost, 2011:146). It is now recognized that listening is not a passive skill but it is an active skill and has a complex process. As Rubin in Practical English Language Teaching (2007:3) points out that listening is more than decoding what is heard, but also when listening the listener is active to select the information that they get from the speaker (from auditory or visual clues) and interpret the information by using their background knowledge to decipher what is going on and to figure out what speaker intend. Meanwhile, Richard in Teaching Listening (2008:1) drew listening on the field of cognitive psychology which introduced the notions of bottom up and top down processing, the role of prior knowledge and schema in comprehension. As Nurpahmi in her research *“Improving Listening Skill by Activating Students’ Prior Knowledge”* (2015) found that activate the students’ prior knowledge can improve students’ listening skill. In other hand, Richard (2008:15) proposed another crucial role in listening namely consciousness of awareness. He argues that we won’t learn anything from input we hear and understand unless we notice something about the input. Related to this, Rost (2011:152) also points out the role of the input in successful of

listening. It is the Krashen (1985) ideas about natural order hypothesis which state that second language is acquired by understanding messages or by receiving comprehensible input. The explanations about listening above show that without the attention from the listeners and the comprehensible input of the message, the successful of listening will be difficult to achieve.

Nowadays teaching listening has attracted a greater level of interest around the world (Richard, 2008:1). When teaching listening, especially listening comprehension, the teacher is necessary to select the right medias and materials for the students to use in listening comprehension process. The medias and materials should be interesting to catch the students' attention and posses the comprehensible input to help the students to comprehend the meaning in listening comprehension process. There are two kind of medias that the teacher can use in teaching listening comprehension, they are audio and audio visual. Audio in listening comprehension can exemplify wide range topics such as advertisements, news, broadcast, poetry reading, plays, pop songs, speeches telephone conversations. Meanwhile audio visual in listening comprehension could resource from internet, television, and DVD and can exemplify wide range topics such as movie, documentary, talkshow conversation and many other of television programs.

Mostly students in English Education Department of UIN Alauddin Makassar use audio as media in listening comprehension. The audio is used by the students usually such as song and conversation native speaker. It is found that using audio as media in listening comprehension is difficult for the students who

has a little knowledge or less vocabulary in English and unaccustomed with English spoken, more than that sometimes the lecture use different type of the speakers' accent and this could be more being a reason for the students to state listening is difficult.

Meanwhile students can also use audio visual for their listening comprehension process. Audio visual such as video give more advantage in listening comprehension process because it posses visual clues that audio media doesn't has. As Harmer in the Practice of English Language Teaching (2007:308) points out that one major advantage of videos is that the students not only can listen the language but also they can see it. In order to support comprehension, videos contain visual clues such as gestures and expressions which allow students to go beyond of what they listen and also to interpret the video in a deeper way. It means that the video can help the students who unaccustomed with English spoken and the students who has a little knowledge or less vocabulary in English. The video media helps the students to associated the word that they heard to the images that it's presented so then the students can understand the speakers' utterance more easily. Another advantage of video is the visual aspect of video can attract students' attention. This attention is needed for the students to monitoring input and storing and retrieving messages in listening process (Rost, 2011:19).

Based on the explanations above, the researcher is interested to compare between video and audio in order to find out the better media on students' listening comprehension. That is why the researcher conduct the research under

the title “*A Comparative Study between the Listening Comprehension of the Students of English Education Department Using Video and Audio*”.

B. Problem Statements

1. Is there any significant difference between the students’ listening comprehension at English Education Department by using video and audio?
2. What is the students’ perception of video and audio on students’ listening comprehension at English Education Department?

C. Research Objectives

1. To find out the significant difference between the students’ listening comprehension at English Education Department by using video and audio.
2. To identify the better media between video and audio on students’ listening comprehension at English Education Department.

D. Research Significances

The research is expected to give significant contributions, they are:

1. Theoretical Significance

This research is expected to give more information about the better media between video and audio on students’ listening comprehension.

2. Practical Significance

The researcher expects that the finding of this research is useful and gives contribution in the English teaching and learning especially in teaching listening.

a. For Lecturer/Teacher

The lecturer/teacher can use video or audio as the media in teaching listening especially in teaching listening comprehension.

b. For Students

The students can use video or audio as media to help them in gaining the understanding of the speakers' utterance in listening comprehension process .

c. For the Next Researcher

The next researcher may inspect this topic more thoroughly to see the extent of video and audio as medium for language learning.

E. Scope of the Research

In this research, the researcher focuses on comparing between video and audio as learning media in listening comprehension for the students at the third semester in literal level of comprehension.

F. Operational Definition of Terms

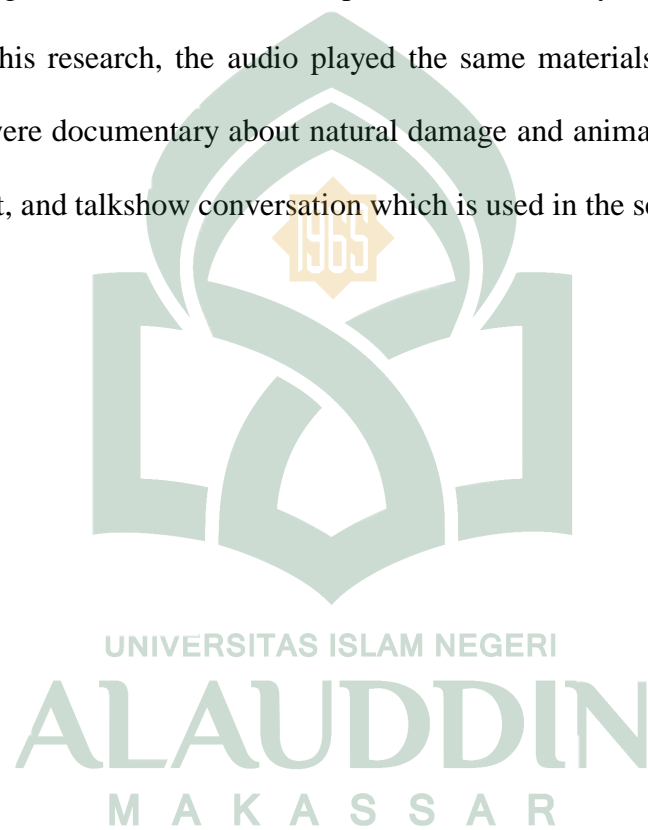
To give clear clarification and to prevent misunderstanding or different interpretation between the researcher and the reader, the researcher clarifies the terms are used in this study as follows:

1. Listening comprehension is a process of understanding the oral form in which the listener use both verbal and non-verbal clues to help the listener understand the utterance.

2. Video is a media that contains the element of audio and visual. The examples of video are movie, documentary, talkshow conversation, broadcast news, and more other video of television program. In this research, the

researcher used two materials of video in listening comprehension process. They were documentary about natural damage and animals which is used in the first test and talkshow conversation which is used in the second test.

3. Audio is a media which the content of the messages only received through the sense of hearing. The examples of teaching materials in the form of audio are song, recording conversation and other spoken form that only consisted the form of audio. In this research, the audio played the same materials with the video media, they were documentary about natural damage and animals which is used in the first test, and talkshow conversation which is used in the second test.



CHAPTER II

REVIEW OF RELATED LITERATURE

A. *Previous of Related Research Findings*

1. Anggita Fatmawati (2017) conducted the research under the title “*A Comparative Study between Teaching Students by Video and Audio in Listening Comprehension for the First Grades Students of SMP Muhammadiyah 9 Gemolong in the Academic Year 2016/2017*”. The finding of her research showed that there is a significant difference between teaching students by using video and audio in listening comprehension for the first grades students of SMP Muhammadiyah 9 Gemolong. She found that using video is quiet success than using audio in teaching listening.

2. Logi Bellamari Puspita (2014) conducted the research under title “*A Comparative Study of Students' Listening Comprehension Taught through Video and Audio*”. She found that there is a significant difference of the students' listening comprehension achievement between the students who were taught through video and those who were taught through audio. The result of her research stated that teaching listening through video is more effective to increase students' listening comprehension.

3. Sitti Nurpahmi (2015) conducted the research under the title “*Improving Listening Skill by Activating Students' Prior knowledge*”. She found that activate the students' prior knowledge can improve students' listening skill. The result of this research stated that activating the prior knowledge has positive contribution in listening skill.

4. Chen Chan (2013) conducted the research under the title "*A Study of Video Effects on English Listening Comprehension*". She uses several different types of video and audio material in listening comprehension and she found that the mode presentation of audio video combination has certain advantages to improve students' listening comprehension, but she also emphasizes that various factors should be taken into accounts, such the complexity and the contents of visual materials. The result of her research showed that video help the students in understanding the speakers' utterance if the video show some relevant information like the situation, the scenes or the figure with the topic that discussed.

5. April Ginther (2002) conducted the research under the title "*Context and Content Visuals and Performance on Listening Comprehension Stimuli*". She differentiate between two types of visuals that is context (or situation) visuals and content visuals on listening comprehension. She found that when content visuals accompanied the audio input, the effect of the visual was slightly facilitative on listening comprehension, but when context visuals accompanied the audio input the effect was slightly debilitating. The finding of her research showed that visual cues enhanced learners' performance in listening comprehension, but only when they provide information that corresponds or complements the audio input.

6. Chyntia Rahayu Mardianti (2018) conducted the research under the title "*Students' Perception of Using Animation Video in Teaching Listening of Narrative Text*". The result of her research showed that the use of animation video in teaching listening of narrative text got the positive perception from the students. She found that using animation video in teaching listening of narrative

text helped the students in understanding the subject easily and helped the students in guessing some unfamiliar vocabularies by watching the video, also it gave the students some motivation to learn English.

Some of those literature review shows that using video as media on students' listening comprehension is better than using audio. We can see from two research, Fatmawati, Anggita (2017) and Puspita, Bellamari (2014). The research finding showed that there is a positive and significant difference between video and audio in listening comprehension. They stated that teaching listening using video is more effective for the students in listening comprehension rather than using audio. It shows that video is a better media than audio to help students in listening comprehension. The video media give more advantage for listening comprehension because it possesses visual clues that audio doesn't has. As Harmer in the Practice of English Language Teaching (2007:308) points out that one major advantage of videos is that students not only can listen the language but also they can see it. In order to support comprehension, videos contain visual clues such as gestures and expressions which allow students to go beyond of what they listen and also to interpret the video in a deeper way.

The other literature review is from Nurpahmi, Sitti (2015) stated that prior knowledge takes an important role in listening process. It means that the students that less prior knowledge or vocabulary in English will being difficult in listening comprehension process. The result of this research guided us to another consideration that video is the media that can help the students in that situation. The visual clues such as gesture and expression in video help the students who

has less prior knowledge or less English vocabulary to interpret the meaning in listening process.

Despite among the benefit of video in listening comprehension, another various factor should be taken into accounts, such as the type of the materials and the topic which is discussed. Chan (2013) found that video help the students in understanding the speakers' utterance if the video shows some relevant information like the situation, the scenes or the figures with the topic that discussed. It means that more relevant the visual clues of video giving illustrations of the speaker utterance, than more video give the students a clear idea of the topic and it helps the students to gain information in listening comprehension process. In addition Ginter (2002) also found that visual cues enhanced learners' performance in listening comprehension, but only when they provide information that corresponds or complements the audio input.

B. *Some Partinent Ideas*

1. Listening Comprehension

a. Definition of Listening Comprehension

Listening comprehension is a processing of linguistic knowledge and non-linguistic knowledge in orders to understand or gain the meaning of spoken text or the utterance (Buck, 2001:1). Among the linguistic knowledge are phonology, lexis, syntax, semantic and discourse structure. Meanwhile, the non-linguistic knowledge used in comprehension are background knowledge and non-verbal clues. The process of both knowledge is described in the process of bottom up and top down processing.

b. Process of Listening Comprehension

1. Bottom Up Processing

Bottom up processing is a process of listening comprehension in which the listener begins by analyze the incoming input as successive levels of organization of sounds, words, clauses, sentences, and text until those linguistic clues derive the meaning or the understanding. (Richard, 2008:4). Richard in Teaching Listening and Speaking from Theory to Practice (2008:4) describes bottom up processing by several stages which explained as follow:

- a) Listeners take in raw speech and hold a phonological representation of it in working memory.
- b) They immediately attempt to organize the phonological representation into constituents, identifying their content and function.
- c) They identify each constituent and then construct underlying propositions, building continually onto a hierarchical representation of propositions.
- d) Once they have identified the propositions for a constituent, they retain them in working memory and at some point purge memory of the phonological representation. In doing this, they forget the exact wording and retain the meaning.

2. Top Down Processing

Top-down processing, on the other hand, refers to the listeners use the background knowledge such as previous knowledge of the topic, situational or contextual clues, schemata or scripts to gain the understanding or the message on listening comprehension process (Richard, 2008:7).

c. Macro-skill and Micro-skill of listening

1. Macro-skill

Brown in *Language Assessment: Principles and Classroom Practices*

(2003:121) points out the macro-skill of listening which explained as follow:

- a) Discriminate among the distinctive sounds of English
- b) Retain chunks of language of different lengths in short-term memory
- c) Recognize English stress patterns, words in stressed and unstressed positions, rhythmic, structure, intonation contours, and their role signaling information.
- d) Recognize reduced forms of words
- e) Distinguish word boundaries, recognize a core of words, and interpret word order patterns and their significance.
- f) Process speech at different rates of delivery.
- g) Process speech containing pauses, errors, correction, and other performances variables.
- h) Recognize grammatical word classes (noun, verbs, etc.), systems (e.g., tense, agreement, pluralization), patterns, rules, and elliptical forms.
- i) Detect sentence constituents and distinguish between major and minor constituents.
- j) Recognize that a particular meaning may be expressed in different grammatical forms.
- k) Recognize cohesive devise in spoken discourse.

2. Micro-skill

Brown in *Language Assessment: Principles and Classroom Practices* (2003:121) points out the micro-skill of listening which explained as follow:

- a) Recognize the communicative functions of utterances, according to situation, participants, goals.
- b) Infer situations, participants, goals, using real-world knowledge.
- c) From events, ideas, and so on, describe, predict outcomes, infer links and connection between events, deduce causes and effects, and detect such relations as main idea, supporting ideas, new information, given information, generalization, and exemplification.
- d) Distinguish between literal and implied meanings.
- e) Use facial, body language, and other nonverbal clues to decipher meanings.
- f) Develop and use a battery of listening strategies, such as detecting key words, guessing the meaning of words from context, appealing for help, and signaling comprehension of lack thereof.

d. Level of Listening Comprehension

1. Literal comprehension

Literal comprehension is the understanding of information and facts stated in text. The listeners are required to be able to retell or recall the facts or information presented in speakers' utterance. It includes the ability to identify main ideas, supporting details, and the relationships among ideas (Brasell 2008:17). Weir in Buck (2001:54) classify the subskill of literal comprehension as follows:

- a) Listening for gist.
- b) Listening for main ideas or important information; and distinguishing that from supporting detail, or examples.
- c) Listening for specifics, including recall of important details.
- d) Determining a speakers' attitude or intention towards a listener or a topic.

2. Inferential comprehension

Inferential comprehension requires listener to draw conclusions and predictions based on information not explicit stated in passage (Brasell 2008:17). Weir in Buck (2001:54) classify the subskill of inferential comprehension as follows:

- a) Making inferences and deductions
- b) Relating utterances to their social and situational contexts
- c) Recognising the communicative function of utterances
- d) Deducing meaning of unfamiliar lexical items from context

3. Critical comprehension

Critical comprehension includes the ability to identifying the speaker's purpose and pattern of organization of the ideas. The listener also be able to identify the speaker's bias and prejudice and the speaker's attitude (Brasell 2008:17).

e. The difficulties in listening comprehension

The successful listening comprehension are depended from many conditions. But the two considerations to take into accounts are first from the incoming input or in this case is the media that the students use in listening

comprehension process, and the second is the students itself as a listener who gain the understanding of speakers' utterance in listening comprehension process.

The media which present the spoken materials for the listening comprehension process should considered to have several conditions for the second language learner such as the speech rate of the speaker, the topic or the spoken material are familiar for the students, the students have a lot of vocabulary of the material, the materials are interesting for the students and the accent of the speaker is familiar for the students. Meanwhile the student also is one of the component of the successful listening comprehension. The fragileness of listening are cause by several conditions from the students, such as vocabulary limitation, low attention on listening comprehension process, miss-interpretation of the non-linguistic clues and failure to recognize the linguistic clues.

Underwood (1989:16) points out the problems that the learners encounter in listening process have been identified by several conditions:

- 1) Lack of control over the speed at which speakers speak
- 2) Not being able to get things repeated
- 3) The listener's limited vocabulary
- 4) Failure to recognise the 'signals'.
- 5) Problems of interpretation
- 6) Inability to concentrate
- 7) Established learning habits

Meanwhile Nation, I.S.P in Teaching ESL/EFL Listening and Speaking (2009:3) stated that in avoided the fragile for the learners in listening, certain conditions are needed to present :

- 1) Most of what the learners are listening to is already familiar to them.
- 2) The learners are interested in the input and want to understand it.
- 3) Only a small proportion of the language features are unknown to the learners. In terms of vocabulary, 95 percent to 98 percent of the running words should be within the learners' previous knowledge, and so only five or preferably only one or two words per hundred should be unknown to them.
- 4) The learners can gain some knowledge of the unknown language items through context clues and background knowledge.
- 5) There are large quantities of input.

The other consideration in avoided the fragileness on listening comprehension process is accent, hesitation, and discourse structure, as Buck (2001:32-42) identified the characteristic of spoken text that we need to pay attention on listening process which explain as follow:

- 1) Phonological modification

Some sounds are modified by the sounds next to them, some are simply dropped, and others are combined in complex ways. For examples the difference between two sentence '*I wish she would*' and '*I wish you would*' is usually minimal and almost could not even tell the difference in the utterance (Buck, 2001:32).

2) Accent

Accent is potentially a very important variable in listening comprehension. The unfamiliar accent from the speaker can cause problems and may disrupt the whole comprehension process. It can make comprehension almost impossible for the listener (Buck, 2001:34).

3) Stress and intonation

Word stress, sentence stress and intonation are all important in comprehension. Much of the communicative effect of utterances is expressed by the stress and intonation, and listeners need to be able to understand that to construct a reasonable interpretation (Buck, 2001:35-36).

4) Speech rate

Speech rate is an important variable in listening comprehension. When speech is faster, language learners' constantly fail to perceive individual phonemes and hence words with which they are already familiar (Buck, 2001:38).

5) Hesitation

Hesitation phenomena can present a major comprehension difficulty to non-native speakers who are listening to spontaneous speech. The problems such as the listeners misinterpreting hesitation phenomena as words, or parts of words, or to misinterpreting parts of words as hesitations (Buck, 2001:41).

6) Discourse structure

The structure of the plane discourse and unplan discourse is different. Normally in planed discourse the relationship between the ideas or

preposition is expressed by means of the syntax. However, in unplanned discourse the context itself can be used to connect the propositions. Similarly, referents are often missing, and the listener may have to infer who, or what, the speaker is talking about (Buck, 2001:42).

Buck (2001:149) also stated that the difficulty of listening comprehension process is affected by the text characteristic:

- 1) Text with slower speech rates tend to be easier than texts with faster speech rates.
- 2) Texts with longer pauses between idea units tend to be easier than texts with shorter pauses between idea units, or no pauses at all.
- 3) Texts with more familiar pronunciation tend to be easier than texts with unfamiliar pronunciation.

2. Perception

a. Definition of Perception

Perception is a process by which individuals organize the signals information (sight, hearing, smell, taste, touch) that perceives from sensory organs (eyes, ears, nose, mouth, skin), the previous information or prior knowledge and anticipation based on previous experience to give meaning to sensory information or to interpret the object that being observed (Dutt, 2006:21).

b. Perceptual Processing

The perceptual process starts when a person is exposed to a stimulus and the sensory receptors report the same to the human body. After the sense organs report a few stimuli, the perceptual process takes over. The stimuli that have been

detected, few are selected, organized and interpreted for meaning. This is known as perception (Sahney, 2017:5).

Ward (2015:73) stated that there are three process of perception namely recognizing (being aware of the signals information), organizing (gathering and storing the signals), and interpreting (binding to knowledge) the sensory information.

1) Recognizing

It is the process when the sensory organs (eyes, ears, nose, mouth, skin) catch or receive all the information or signals or inputs that surround an individual and exist in his environment. What is being perceived could be a person, an object, thing, or situation (Sahney, 2017:6).

2) Selecting/organizing

It refers to the process of organizing the various stimuli with other cues around so that a whole picture can be created. In other words, the various stimuli are organized and given a form. It is the process of organizing the characteristic of the inputs (the look e.g. shape, colors, etc., the smell e.g. fragrant or rotten, the sound e.g. the high volume or low volume, the touch e.g. rough or soft) into a definite, coherent and interpretable structure (Sahney, 2017:6).

3) Interpreting

It refers to the process of drawing inferences out of the organized whole (of stimuli), and giving meaning to it (Sahney, 2017:7).

Meanwhile Sahney in Consumer behavior (2017:7) mention about output in the model of perception. She stated that once the input or the stimulus

information has been interpreted, it results in an output. The output could be some kind of decision, categorization, judgment or opinion or thought, attitude and action or behavior toward the object that being observed.

c. Factors of Perception

Someone's perception towards one object is influenced by some factors.

According to Robbins (2009:119) those factors are the following:

1) Object is perceived

Characteristic of the target being observed affect what is perceived. More clearly the input or the signals that received by the perceiver than more easier to perceive the object (Robbins, 2009:119).

2) Perceiver

When an individual looks at the object and attempts to interpret the same, what he or she sees it is largely influenced by the personal characteristics. In this case, the outcomes of the interpreting depending of the perceiver interests, moods, motives, experience and expectations (Robbins, 2009:119).

3) The Situation

Change in situation leads to incorrect perception about an object or a person. Time is one factor, which influences the perception. Time is related to work setting and social setting (Robbins, 2009:119).

d. Students Perception of Video and Audio Media on Students' Listening Comprehension

The students' perception is a process of selection and organization of the information about an object in the school environment, especially in the

classroom through by their sensory system, so students can give meaning and interpret the object that being observed. In this research the students give their perception about the video and audio media that they already used in listening comprehension process. The process in giving the perception about video and audio media is by receiving, selecting and organizing the stimulation of the input of the media that include both visual and audio that the students receive from their sensory organs which are their eyes and their ears.

In this research, the researcher investigates the students' perception about the media in order to know whether the video or audio media is support or beneficial for the students and whether the students are interested or like to use the video or audio media in listening comprehension process. It means that the outcomes of this investigating provides information about the students' thought and attitude toward the video and audio media which is refers to the researcher in determining the better media between video and audio on students' listening comprehension.

3. Video

Video is one of media that can be used in teaching listening comprehension. The implementation of video in teaching has become a consideration of alternative media in this modern era. It is easy to find and has a various of type to present for the students in listening comprehension. Among the sources, the video can be found form television, or download it from the internet, or can be found from DVD cassette. And among the types of videos are from

television program such as talkshow conversation, film documentary and movies that have a lot kinds of genres such as horror, action, drama and etc.

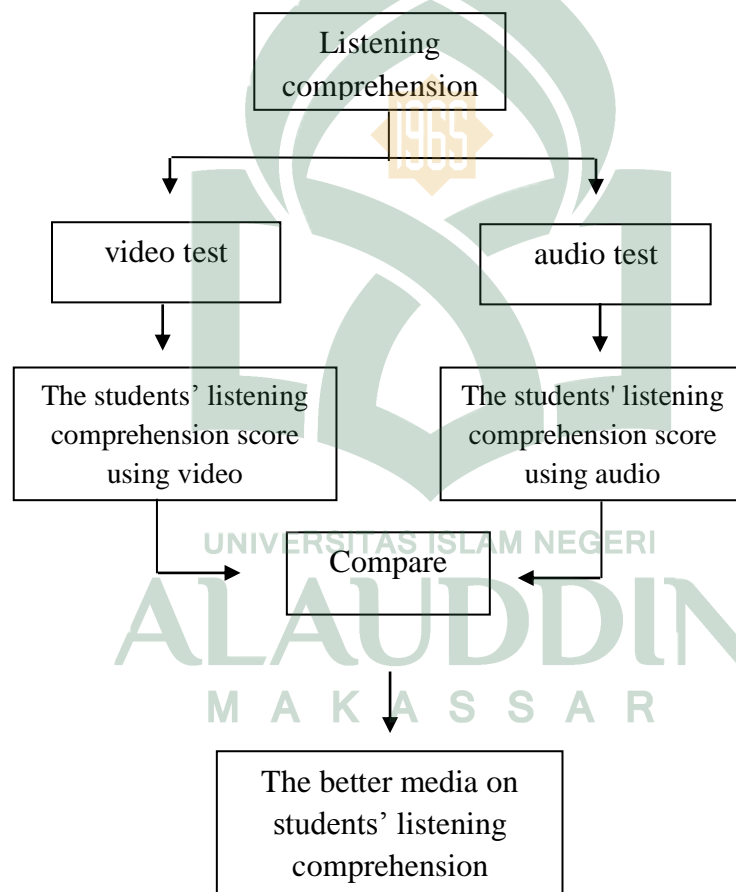
Video is a media that contain the element of audio and visual. Video can help the students in listening comprehension process because while listen the oral input the students also negotiating meaning from visual clues. As Harmer in the Practice of English Language Teaching (2007:308) points out that one major advantage of videos is that students not only can listen the language but also they can see it. In order to support comprehension, videos contain visual clues such as gestures and expressions which allow students to go beyond of what they listen and also to interpret the video in a deeper way. It means that video illustrate situation clearly more than if students only listening to the conversation from the speaker. Another advantage of video is that visual aspect in video can attract students' attention. Rost (2011:19) stated that attention is needed for the students to monitoring input and storing and retrieving messages in listening process. The element of visual bring the various and colorful moving picture that very interesting for the students in listening process.

4. Audio

Audio is one of media that the teacher use in teaching listening since long ago. The audio material is portable, readily available and extremely cheap. Among the source, audio material can be found from tape, CD, or can download it from the internet. Audio material can exemplify wide range topics such as advertisements, news, broadcast, poetry reading, plays, pop songs, speeches telephone conversations. Now so much audio material is offered in digital form,

teacher can play recorded tracks in class directly from computers. Unlike video, audio only allows the students to receive the message through the sense of hearing, but even so, audio still can use in teaching listening comprehension because it has numbers of advantages. Among them, recorded audio material allows students to hear a variety of different voice apart from just their own teachers (Harmer, 2007:304).

C. *Conceptual Framework*



The main focuses of this research is listening comprehension. The aims of this research is the researcher want to know is there any significant difference between the students' listening comprehension at English Education Department

by using video and audio and then to find out the better media between video and audio on students' listening comprehension. Therefore the researcher gave two media to the students in listening comprehension process, those were video and audio media. After that the researcher gave a test which was divided into video test and audio test. The test was an instrument to measure the students' listening comprehension using the medias and to find out the significant difference between the students' listening comprehension by using video and audio. After that, the researcher analyzed the students answer of video test and audio test by scoring it and calculating it using some formulas. After knowing the result of video test and the result of audio test, the researcher compared both test result and then made a conclusion about the research finding and stated the final destinations or final finding of this research.

D. Hypothesis

Hypothesis is needed in order to answer the research question and draw a conclusion for the research. The statistical hypothesis of this research are:

H₁: There is a significant difference between the students' listening comprehension at English Education Department by using video and audio.

H₀: There is not a significant difference between the students' listening comprehension at English Education Department by using video and audio.

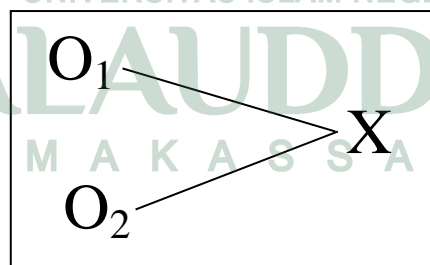
CHAPTER III

RESEARCH METHOD

A. *Research Design*

This research is causal comparative research which use comparative design to draw the relation between two variables, they are listening comprehension as variables X and media as variable O. According to Sugiyono (2016:57) comparative research is a study comparing the existence of a variable or more in two or more different samples or at different times.

The researcher used comparative design in orders to compare between the students that used video and the students that used audio in listening comprehension. Which the media as independent variable that consisted two group of samples they ware video media and audio media then listening comprehension as dependent variable. The representative design picture as follow:



O₁ : Video media

O₂ : Audio media

X : Listening comprehension

(Cohen, 2005: 206)

B. *Population and Sample*

1. Population

According to Arikunto (2010: 173), the population is the whole of research subject, whereas sample is a part of population. The subject of the research were the third semester students of English Education Department of UIN Alauddin Makassar in take academic year 2016/2017 that consisted 98 students and divided into 6 groups and 3 classes namely PBI 1-2, PBI 3-4 and PBI 5-6.

2. Sample

According to Arikunto (2010: 174) sample is the part or representative of the population studied. This research used simple random sampling in which the participants was randomly selected. Simple random sampling is a technique of sampling in which the member of the population is taken randomly without regard to the strata that exist in the population (Sugiyono 2016: 120). In this research, the researcher took 30 of 98 students as a sample. The researcher picked 10 students by randomly from each class, they were 10 students from PBI 1-2, 10 students from PBI 3-4 and 10 students from PBI 5-6.

C. *Research Instruments*

Arikunto (2010:160) states that instrument is tools or facilities used by the researcher in collecting the data in order to make his or her work easier and the result is better. There were two kinds of instruments that the researcher used in this research, namely:

1. Test

Arikunto (2010: 53) states that test is a tool or procedure used to know or to measure something using a method and the rules that have been determined. In this research the test was used to measure the students' listening comprehension using video and audio media, also to find out the significant difference between video and audio on students' listening comprehension. The test consists 20 items and it is divided into 2 sections. The first section consists ten number of multiple choice questions which each question consists four optional answer, e.g., a, b, c, and d, the second section consists ten number of true false questions. Each correct answer is given a score of 5 and wrong answer is given a score of 0.

This test was designed to measure the students' listening comprehension in literal level of comprehension for the third semester students of English Education Department, there for the conceptual design of the test involve the subskill of literal comprehension where the students are needed to listening for gist, listening for main ideas or important information and distinguishing that from supporting detail or examples, listening for specifics including recall of important details and recall the facts or information presented in speakers' utterance (Buck 2001:54). The conceptual design of the test is also adjusted to the competency standard that identify the listening skill of students in the third semester of students' English Education Department. Where the students in the third semester have been able to:

1. Develop language skills to understand key phrases in oral texts.
2. Understand patterns of stress, intonation and sentence patterns.

3. Understand general, specific and detailed information contained in oral texts.
4. Understand the meaning of speech in dialogue/monologue.
5. Able to find certain information in the contents of the dialogue.
6. Identify certain expressions in conveying certain intentions.

2. Questionnaire

Questionnaire is a technique of data collection conducted by giving a set of questions or written statement to respondents to answer it (Sugiyono, 2016:199). In this research the questionnaire was used to identify the better media between video and audio on students' listening comprehension by investigating the students' perception about the video and audio media that they already used in listening comprehension process. In this research, the researcher used the closed ended questions format because the questions are ideal for calculating statistical data. The researcher used Likerts' scale to classify the level of respondents' answer which is classified as follow: SA (Strongly Agree) for 5 score, A (Agree) for 4 score, N (Neutral) for 3 score, D (Disagree) for 2 score, and SD (Strongly Disagree) for 1 score.

Several explanations about the difficulty in listening comprehension has been identified in the last chapter. Therefor the researcher designed the conceptual of questionnaire by investigate the students perception f the input of the medias, the topics or the materials and the students' preference in using the medias. For more detailed the researcher classified the questionnaire item in table below:

Table. 3.1. The Rubric of Questionnaire

Aspect	Indicators	Objective	Item number
The input of the medias: a. Visual clues b. Stressed and Intonation c. Accent d. Speech rate	The students can identify the quality of both media	To find out the successful of listening comprehension by identify the characteristic of the input of the media based on student's perspective	(2,3,4,5,6,7) (8,9) (10,11) (12,13)
The material: a. Topic that discussed b. Students' vocabulary range	The students' can identify the difficulty of the material	To find out the successful of listening comprehension by check the students' perspective about the material wheter is easy or difficult to comprehend by identify the topic that discussed and range of the vocabulary that students know from the utterance	(14,15) (16)
The Students preference: a. To get the attention on listening comprehension process b. To do more listening comprehension in outside the classroom c. To add the English vocabulary d. To learning English in the class	The students know the benefit of the media for their listening comprehension	To check the students' preference in choosing the media to do the listening comprehension.	(1,2) (17,18) (19,20) (21,22)

D. Procedure of Collecting Data

The procedure of collecting the research' data was begun from 24th October 2018 until 11th December 2018. The steps to get statistical data were begun from determined the kind of materials of the medias, made the conceptual design of the test and the questionnaire, until analyzed the data finding. For more detailed information, the explanation as follow:

1. The researcher determined the video and the audio that the students used in the first and the second listening comprehension test. In this research, the media play two kind of materials, they were documentary about natural damage and animals that discussed in the first test and talkshow conversation that discussed in the second test.

2. Conceptualized and made the item of the test and the questionnaire.

3. The researcher gave both media to the students for listening comprehension process and then gave a test that related to the video and audio to the students. The test was carried out twice in which each test discussed different topics. The first test discussed topic about documentary of natural damage and animals and the second test discussed topic about talkshow conversation. For more detail information about this step, the explanations are as follow:

a. The first test

The test consisted of two sections, they were audio test section and video test section. Both section played the same topic in listening comprehension process, it was documentary about nature damage and animals. The detailed informations are explained as follow:

1. The Audio test

This is the first section in which the students used audio as media in listening comprehension process. The audio test consisted two sections, they were multiple choice section which played the topic about documentary of natural damage and true/false section which played the topic about documentary of animals. The audio only played once from audio-speaker.

2. The video test

The video test was the second section in which the students using video as media in listening comprehension process. The video test consisted two section, they were multiple-choice section which played the topic about documentary of natural damage and true/false section which played the topic about documentary of animals. The videos were only played once in a form of FVL (flash video). In video section, the researcher especially played a video for the students before the test was began. The aim was to introduce the types of video material that the students use in listening comprehension test. This is the consideration because the result of observation showed that students only used video once in the listening class.

b. The second test

The second test was listening comprehension test that played material about talkshow conversation. The test consisted two section, they were audio test section and video test section. For more detailed, follow the explanation as follow:

1. The audio test

This is the first section in which the students used audio as media in listening comprehension process. The audio played material about talkshow conversation which played from audio speaker. This section consisted of multiple-choice question and true/false question.

2. The video test

The video section was the section of listening comprehension by using video. The video played material about talkshow conversation which played only once in a form of FVL (flash video). The test consisted two section they were multiple-choice section and true/false section. In video test section, the researcher especially played a video for the students before the test was begun. The aim was to introduce the types of video material that the students use in listening comprehension test. This is a consideration because the result of observation showed that students only used video once in the listening class.

4. After done the test, the researcher asked the students to fill out the questionnaire sheet in the form of checklist.

5. Analyzed the test and questionnaire data.

Analyzed the test and questionnaire data was done by scoring it and calculating it using some formula.

E. *Technique Analysis Data*

The researcher obtained the data from the result of test and questionnaire sheet. After the data from questionnaire and the data from the test were obtained, the researcher used some formulas to analyze the data. For more detail information about technique analysis data the researcher explain as follow:

1. analyzing the test

In analyzing the test data, the researcher collected students' correct answer and used several formulas to determine the score, the mean score and the variance of the test before in the last the researcher used t-test formula to tested

the hypotheses or to find out whether there is a significant different between video and audio on students' listening comprehension. For more details, follow the explanation below:

a. Scoring the students' answer

Where:
$$X = \frac{P}{N} \times 100$$

X = Score

P = Number of correct answer

N = Total number of item

(Sudijono, 2008:43)

b. grouping the students score by using several steps which explained as follow:

1. Determine range of the data (R)

$$(R) = \text{highest score} - \text{lowest score}$$

2. Determine the number of interval classes (k)

$$(k) = 1 + 3.3 \log n \quad (n = \text{total data} = 30)$$

$$(k) = 1 + 3.3 \log 30$$

3. Determine the length of interval classes (i)

$$i = \frac{R}{K}$$

4. Creating the grouped data distribution table

Susetyo (2010: 20-21)

c. Find out the mean score, the variance and the standard deviation

1) Mean score:

$$\bar{X} = \frac{\sum X}{n}$$

Where:

\bar{X} : the mean score

$\sum x$: the sum of all score of video or audio

n : total number of students in using video or audio

Sudijono (2008:314)

2) Variance

$$SS = \sum x^2 - \frac{(\sum x)^2}{n}$$

Where:

S^2 : the variance of video or audio group

$\sum X$: total score of video or audio

n : number of students that using video or audio

Sudijono (2008:314)

3) Standard deviation

$$SD = \sqrt{SS}$$

Where:

SD : Standard deviation

SS : the variance

Sudijono (2008:314)

- d. Find out whether there is significant difference between video and audio on students' listening comprehension, the researcher used t-test based on Sugiyono (2016)

The researcher used the t-test to test the existing hypothesis. In this case the hypothesis in this study is a comparative hypothesis of two independent samples, so that the t-test formula can be used for testing comparative hypothesis of two independent samples namely the separated variance and pooled variance formulas. The determination of the formula used is based on the number of samples and variant data from both groups. For more details, follow the explanation below:

- a. If the sample sizes are equal $n_1 = n_2$ and variances of two treatment groups are homogeneous then can use t-test formula both separated variant and pooled variance.
- b. If the sample sizes are anequal $n_1 \neq n_2$ and variances of two t treatment groups are homogeneous then can use t-test formula pooled variance. If the sample sizes are anequal $n_1 \neq n_2$ and variances of two treatment groups are heterogeneous then can use t-test formula pooled variance.
- c. If the sample sizes are equal $n_1 = n_2$ and variances of two treatment groups are heterogeneous then can use t-test formula both separated variant and pooled variance.
- d. If the sample sizes are anequal $n_1 \neq n_2$ and variances of two treatment groups are heterogeneous then can use t-test formula separated variant.

In this research, the number of samples from the video group and the audio group were the same. So the two t-test formula can be used that is separated varian and pooled variance formulas. But in this research, the researcher chose

saparated varian as the formula to calculated the test data. The saparated variance t-test formulas is:

$$t = \frac{X_1 - X_2}{\sqrt{\left(\frac{S_1^2}{n_1}\right) + \left(\frac{S_2^2}{n_2}\right)}}$$

where :

X_1 = the mean scores of video

X_2 = the mean scores of audio

S_1^2 = the variance of video test score

S_2^2 = the variance of audio test score

n_1 = number of students that using video

n_2 = number of students that using audio

Sugiyono (2016:272)

2. Analyzing the questionnaire

In analyzing the questionnaire data, the researcher collected students' answer and used several formulas to determine the total score and the score percentage of each item and then interpret of the students answer by categorizes the score' percentage. For more details, follow the explanation below:

1. Scoring the questionnaire data

After the data of questionnaire were obtained, each item of the data was analyzed by scoring it. The researcher used a Likert' scale to classify the level of students' answer of each item which is classified as follow:

Classification	Score
SA : Strongly Agree	5
A : Agree	4

N	: Neutral	3
D	: Disagree	2
SD	: Strongly Disagree	1

Sugiyono (2016:135)

2. Analyzing the students answer

Analyzed the students answer was done by categorize the score percentage of each item. The step to categorize the students answer are explained as follow:

a. Determine the highest and the lowest score

Y = the Likert' scale highest score x number of respondent

X = the Likert' scale lower score x number of respondent

Where:

Y : the highest score

X : the lower score

b. Determine the number of interval classes

$$I = \frac{100}{\text{number of Likert' scale}}$$

Where:

I : Number of interval class

c. Determine the length of interval classes

$$i = \frac{I}{\text{Total number of Likert' scale}}$$

Where:

i : the length of interval class

I : number of interval class

d. Find out the item score percentage

$$p = \frac{\text{Total item score}}{Y} \times 100\%$$

Where:

p: percentage

Y: the highest score

e. Interpret the students' answer

Interpreted the students answer was done by categorizing the percentage of item score. The category was classified base on the range of the number and the length of interval class, which is classify as follow:

0% - 19.99% : Strongly Disagree

20% - 39.99% : Disagree

40% - 59.99% : Neutral

60% - 79.99% : Agree

80% - 100% : Strongly Agree

CHAPTER IV

FINDINGS AND DISCUSSION

A. Findings

The findings of this research were the data results of test and questionnaire. The findings were explained by using descriptive statistic which the data was presented in tables and described in quantitative manners. In order to give clear of the data findings, the researcher explain them as follows:

1. The Students' Listening Comprehension Scores

The listening comprehension scores were obtained from the listening comprehension test result. The test result was divided into listening comprehension scores in the first test which consisted of video score and audio score and listening comprehension scores in the second test which consisted of video score and audio score.

a. The Students' Listening Comprehension' Scores in the First Test

1) Video score

After the researcher calculated the test score, then it was found that in the first test of listening comprehension using video, the total score was 2080 with the average score was 69.33. The highest score was 85 and the lowest was 40 (*see appendix 12 on page 119*)

To simplify the score data, the scores were grouped by using the steps suggested by Susetyo (2010: 20-21) :

- a. Determining range of the data (R)

$$\begin{aligned} (R) &= \text{highest score} - \text{lowest score} \\ &= 85 - 40 \\ &= 45 \end{aligned}$$

- b. Determining the number of interval classes (k)

$$\begin{aligned} (k) &= 1 + 3.3 \log n \quad (n = \text{total data} = 30) \\ &= 1 + 3.3 \log 30 \\ &= 1 + 3.3 \times 1.47 \\ &= 1 + 4.9 \\ &= 5.9 = 6 \end{aligned}$$

- c. Determining the length of interval classes (i)

$$\begin{aligned} i &= \frac{45}{6} \\ &= 7.5 = 8 \end{aligned}$$

- d. Creating the grouped data distribution table

Table 4.1. The Grouped Distribution of Video Score in the First Test

Score		Frequency
40	- 47	1
48	- 55	3
56	- 63	2
64	- 71	8
72	- 79	5
80	- 87	6
88	- 95	5
Total		30

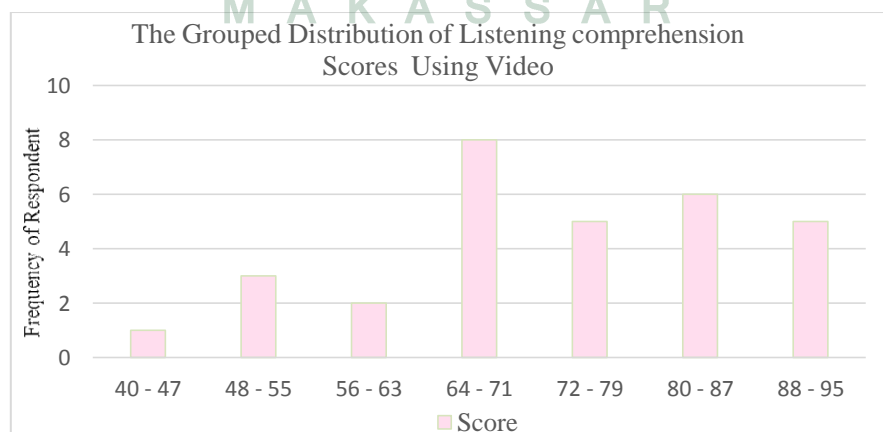


Chart 4.1 The Grouped Distribution of Video Score in the First Test

2) Audio score

After the researcher calculated the test score, then it was found that in the first test of listening comprehension using audio, the total score was 1730 with the average score was 57.66. The highest score was 75 and the lowest was 35 (see appendix 13 on page 120).

To simplify the score data, the scores were grouped by using the steps suggested by Susetyo (2010: 20-21) :

a. Determining range of the data (R)

$$\begin{aligned} (R) &= \text{highest score} - \text{lowest score} \\ &= 75 - 35 \\ &= 40 \end{aligned}$$

b. Determining the number of interval classes (k)

$$\begin{aligned} (k) &= 1 + 3.3 \log n \quad (n = \text{total data} = 30) \\ &= 1 + 3.3 \log 30 \\ &= 1 + 3.3 \times 1.47 \\ &= 1 + 4.9 \\ &= 5.9 = 6 \end{aligned}$$

c. Determining the length of interval classes (i)

$$\begin{aligned} i &= \frac{40}{6} \\ &= 6.6 = 7 \end{aligned}$$

d. Creating the grouped data distribution table

Table 4.2. The Grouped Distribution of Audio Score in the First Test

Score			Frequency
35	-	41	4
42	-	48	1
49	-	55	6
56	-	62	9
63	-	69	5
70	-	76	5
Total			30

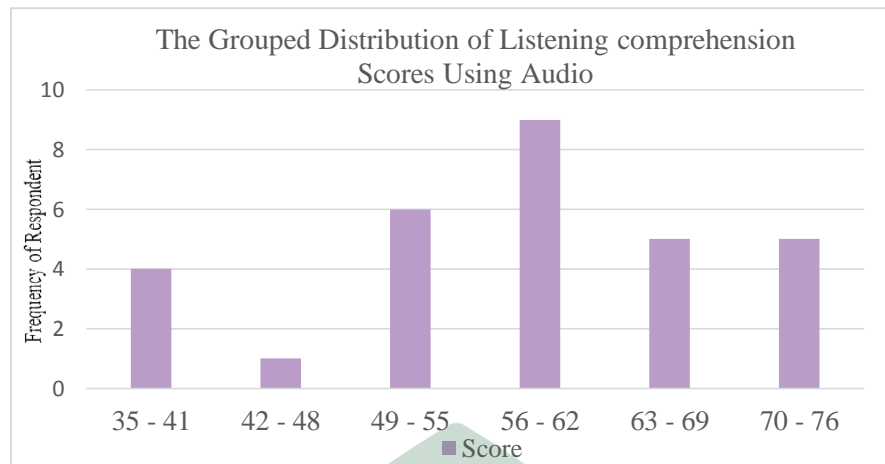


Chart 4.2 The Grouped Distribution of Audio Score in the First Test

b. The Students' Listening Comprehension' Scores in the Second Test

1) Video score

After the researcher calculated the test score, then it was found that in the second test of listening comprehension using video, the total score was 2170 with the average score was 72.33. The highest score was 90 and the lowest was 40 (see appendix 14 on page 121).

To simplify the score data, the scores were grouped by using the steps suggested by Susetyo (2010: 20-21) :

a. Determining range of the data (R)

$$\begin{aligned} (R) &= \text{highest score} - \text{lowest score} \\ &= 90 - 40 \\ &= 50 \end{aligned}$$

e. Determining the number of interval classes (k)

$$\begin{aligned} (k) &= 1 + 3.3 \log n \quad (n = \text{total data} = 30) \\ &= 1 + 3.3 \log 30 \\ &= 1 + 3.3 \times 1.47 \\ &= 1 + 4.9 \\ &= 5.9 = 6 \end{aligned}$$

f. Determining the length of interval classes (i)

$$i = \frac{50}{6}$$

$$= 8,3 = 8$$

g. Creating the grouped data distribution table

Table 4.3. The Grouped Distribution of Video Score in the Second Test

Score			Frequency
40	-	47	1
48	-	55	3
56	-	63	2
64	-	71	8
72	-	79	5
80	-	87	6
88	-	95	5
Total			30

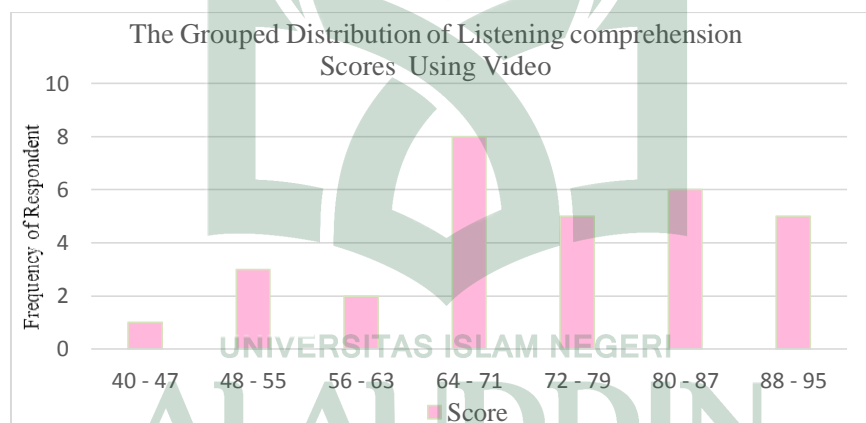


Chart 4.3 The Grouped Distribution of Video Score in the Second Test

2) Audio score

After the researcher calculated the test score, then it was found that in the second test of listening comprehension using audio, the total score was 2030 with the average score was 67.66. The highest score was 85 and the lowest was 35 (*see appendix 15 on page 122*).

To simplify the score data, the scores were grouped by using the steps suggested by Susetyo (2010: 20-21) :

- a. Determining range of the data (R)

$$\begin{aligned} (R) &= \text{highest score} - \text{lowest score} \\ &= 85 - 35 \\ &= 50 \end{aligned}$$

- b. Determining the number of interval classes (k)

$$\begin{aligned} (k) &= 1 + 3.3 \log n \quad (n = \text{total data} = 30) \\ &= 1 + 3.3 \log 30 \\ &= 1 + 3.3 \times 1.47 \\ &= 1 + 4.9 \\ &= 5.9 = 6 \end{aligned}$$

- c. Determining the length of interval classes (i)

$$\begin{aligned} i &= \frac{50}{6} \\ &= 8,3 = 8 \end{aligned}$$

- d. Creating the grouped data distribution table

Table 4.4. The Grouped Distribution of Students' Listening Comprehension Score Using Audio in the Second Test

Score		Frequency
35	- 42	1
43	- 50	6
51	- 58	1
59	- 66	3
67	- 74	4
75	- 82	13
83	- 90	2
Total		30

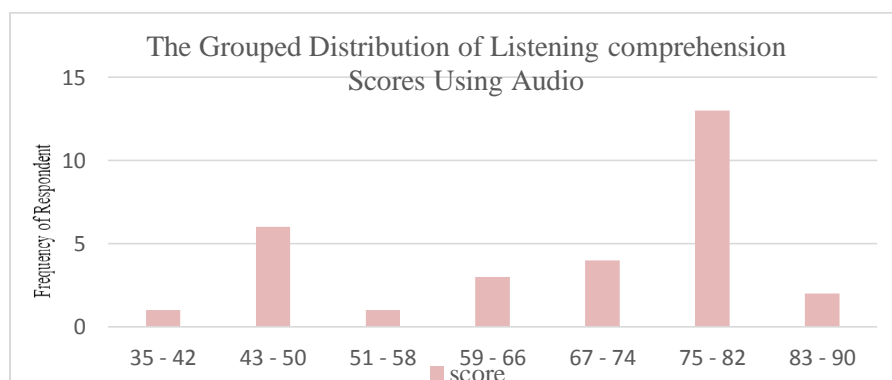


Chart 4.4 The Grouped Distribution of Students' Listening Comprehension Score Using Video in the First Test

2. The Mean Score, Standard Deviation, Variance and T-test for Video and Audio Test Score

After calculating the test score, the mean score, the standard deviation and the variance of video and audio were presented in the following table:

a. The first test

Table 4.5. The Mean Score, Standard Deviation and Variance of Video and Audio Test in the First Test

Categories	Video	Audio
Mean	69.33	57.66
Standard Deviation	11.27	10.88
Variance	137.47	118.50

The table above showed that the mean score of video was higher than audio. The mean score of video test was 69.33 and its standard deviation was 11.27 and its variance was 137.47, meanwhile the mean score of audio test was 57.66 and its standard deviation was 10.88 and its variance was 118.50

The significant difference between t-value and t-table could be seen from the table below:

Table 4.6. The Separated-Samples T-test in the First Test

Variable	t_{value}	t_{table}	Notation	Conclusion
$X_1 - X_2$	13.15	2.00	$13.15 > 2.00$	Rejecting H_0

It showed that t-value was higher than t-table. It means that the hypothesis H_0 was rejected and H_1 was accepted. The finding showed that there is a significant difference between the students listening comprehension at English Education Department by using video and audio.

b. The second test

Table 4.7. The Mean Score, Standard Deviation and Variance of Video and Audio Test in the Second Test

Categories	Video	Audio
Mean	72.33	67.66
Standard deviation	13.56	14.06
Variance	184.023	197.816

The table above showed that the mean score of video was higher than audio. The mean score of video test was 72.33 and its standar deviation was 13.56 and its variance was 184.023 meanwhile the mean score of audio test was 67.66 and its standard deviation was 14.06 and its variance was 197.816

The significant difference between t-value and t-table could be seen from the table below:

Table 4.8. The Saparated -Samples T-test in the Second Test

Variable	t _{value}	t _{table}	Notation	Conclusion
X ₁ - X ₂	-10.15	2.00	-10.15 < 2.00	Accepting H ₀

It showed that t-value was lower than t-table. It means that the hypothesis H₀ was accepted and H₁ was rejected. The finding showed that there is not a significant difference between the students listening comprehension at English Education Department by using video and audio.

3. The Questionnaire Score

The questionnaire scores were obtained from questionnaire sheet that contained 23 questions/statements. The findings of the questionnaire showed that the total scores were 2561 points. The average score was 85.36 and the highest and lowest scores were 97 and 76 respectively (*see appendix 11 on page 118*).

The questionnaire was used to identify the better media between video and audio on students' listening comprehension by investigating the students'

perception of video and audio that they already used in listening comprehension process. There were three aspects that the researcher analyzed by the questionnaire, which were the input of the medias, the topics or the materials of the medias and the students' preference in using the medias. The statistics of the data finding are explained in tables as follows:

1. The Students' Perception about the Input of the Medias

a. The Students' Perception about the visual clues

1) The matter of visual clues in understanding the meaning of the speakers' utterance and the situation such as happy, agree, mad, etc. in listening comprehension process.

Table 4.9. The Questionnaire Statistics of Students Perception about the Visual Clues in Understanding the Speakers' Utterance and the Situation in Listening Comprehension Process

classification	In understanding the meaning of utterance				In understanding the situation			
	Video contain visual clues		Audio doesn't contain visual clues		Video contain visual clues		Audio doesn't contain visual clues	
	F	S	F	S	F	S	F	S
SA	13	65	2	10	18	90	2	10
A	11	44	12	48	9	36	1	16
N	5	15	9	27	2	6	17	51
D	1	2	7	14	0	0	7	14
SD	0	0	0	0	1	1	0	0
Total	30	126	30	99	30	133	30	91

The data finding showed that in understanding the speakers' utterance, the total score of video was 126 which there were 13 students strongly agree if video that contain visual clues really help the students to understand the speakers' utterance in listening comprehension process and the total score of audio was 99 which there were only 2 students strongly agree if audio that doesn't contain

visual clues really help the students to understand the speakers' utterance in listening comprehension process.

Meanwhile in understanding the situation in listening comprehension process, the total score of video was 133 which there were 18 students strongly agree if video that contain visual clues help the students in understanding the situation in listening comprehension process and the total score of audio was 91 which there were 13 students strongly if audio that doesn't contain visual clues help the students in understanding the situation in listening comprehension process.

Table 4.10. The Students' Score Percentage of the Matter of Visual Clues in Understanding the Speakers' Utterance and the Situation in Listening Comprehension Process

	In understand the meaning of the speakers' utterance		In understand the situation	
	Video contain visual clues	Audio doesn't contain visual clues	Video contain visual clues	Audio doesn't contain visual clues
Percentage	84%	66%	88.66%	60.66%
Category	Strongly Agree	Agree	Strongly Agree	Agree

From the data, it was found that the percentage of video score was 84% identified that students strongly agree if video contain visual clues really help the students to understand the meaning of the speaker' utterance in listening comprehension process. Meanwhile the percentage of audio score was 66% identified that students agree if audio that doesn't contain visual clues really help the students to understand the meaning of the speakers' utterance in listening comprehension process.

Meanwhile in understanding the situation in listening comprehension process, the percentage of video score was 88.66% identified that students strongly agree if video contain visual clues help the students to understand the situation in listening comprehension process, meanwhile the percentage of audio score was 60.66% identified that students agree if audio that doesn't contain visual clues help the students to understand the situation in listening comprehension process.

- 2) Whether the students were disturbed by visual aspects of the video in understanding the speakers' utterance

Table 4.11. The Questionnaire Statistics of Students Perception about Visual Clues from Video Disturbed the Students in Listening Comprehension Process

Classification	Frequency	Score
SA	0	0
A	4	16
N	7	21
D	13	26
SD	6	6
Total	30	69

The data finding showed that, the total score was 69 which there were no students strongly agree if the visual aspect from video disturbed the students in listening comprehension process.

Table 4.12. The students' score percentage of visual clues from video disturbed the students in listening comprehension process

the visual aspect from video disturbs the students in listening comprehension process	
Percentage	46%
Category	Neutral

From the data, it was found that, the percentage of score was 46% identified that students neutral if the visual aspect of video disturbed the students in listening comprehension process.

b. The Students' Perception about the Stressed and Intonation, the Accent and the Speech Rate of the Video and Audio Media.

1) The students' perception about the the speakers' accent and speech rate of the speakers, it was difficult in listening comprehension process.

Table 4.13. The Questionnaire Statistics of Students Perception about the Accent and Speech Rate of the Speakers was Difficult for the Students in Listening Comprehension Process

Classification	Speakers' accent				Speech rate			
	Video		Audio		Video		Audio	
	F	S	F	S	F	S	F	S
SA	3	15	2	10	10	50	13	65
A	6	24	11	44	15	60	11	44
N	15	45	12	36	3	9	3	9
D	5	10	5	10	2	4	2	4
SD	1	1	0	0	0	0	1	1
Total	30	95	30	100	10	50	30	123

The data finding of students' perspective about speakers' accent showed that, the total score of video was 95 which there were only 3 students strongly agree if the speakers' accent from video was difficult for the students, meanwhile the total score of audio was 100 which there were 2 students strongly agree if the speakers' accent from audio was difficult for the students in listening comprehension process.

Meanwhile the data finding of the students' perspective about the speech rate showed that, the total score of video was 50 which there were 10 students strongly agree if the speech rate of the speaker from video was difficult for the students and the total score of audio was 123 which there were 13 students

strongly agree if the speech rate of the speaker from audio was difficult for the students in listening comprehension process.

Table 4.14. The Students' Score Percentage of the Accent and Speech Rate of the Speakers is Difficult for the Students in Listening Comprehension Process

	Speakers' Accent		Speech Rate	
	Video	Audio	Video	Audio
Percentage	63.33%	66.66%	82%	82%
Category	Agree	Agree	Strongly Agree	Strongly Agree

The data finding of students' perspective about the speaker' accent showed that, the percentage of video score was 63.33% identified that students agree if the speakers' accent from video was difficult for the students, meanwhile the percentage of audio score was 66.66% identified that students agree if the speakers' accent from audio was difficult for the students in listening comprehension process.

Meanwhile the data finding of students' perspective about the speech rate found that, the percentage of video score was 82% identified that students strongly agree if the speech rate of the speaker from video is difficult for the students, meanwhile the percentage of audio score was 82% identified that students strongly agree if the speech rate of the speaker from video is difficult for the students.

- 2) The students' perception about the stressed and intonation can help the students to understand the meaning in listening comprehension process.

Table 4.15. The Questionnaire Statistics of the Students Perception about the Stressed and Intonation can Help the Students to Understand the Meaning in Listening Comprehension Process.

Classification	Video		Audio	
	Frequency	Score	Frequency	Score
SA	11	55	10	50
A	6	24	8	32
N	12	36	11	33
D	0	0	0	0
SD	1	1	1	1
Total	30	116	30	116

The data finding showed that, the total score of video was 116 which there were 11 students strongly agree if the stressed and intonation from video can help the students to understand the meaning in listening comprehension process. Meanwhile the total score of audio was 116 which there were 10 students strongly agree if the stressed and intonation from audio can help the students to understand the meaning in listening comprehension process.

Table 4.16. The students' Score Percentage of the Stressed and Intonation can Help the Students to Understand the Meaning in Listening Comprehension Process.

	Video	Audio
Percentage	73.33%	73.33%
Category	Agree	Agree

The data finding showed that, the percentage of video score was 73.33% identified that students agree if the stressed and intonation from video can help the students to understand the meaning in listening comprehension process. Meanwhile the percentage of audio score was 73.33% identified that students agree if the stressed and intonation from audio can help the students to understand the meaning in listening comprehension process.

2. The Students' Perception about the Topic and the Students'

Vocabulary Range of the Material.

- a. The students' perception about the topic that discussed in the first and the second listening comprehension test was difficult for the students.

Table 4.17. The Questionnaire Statistics of the Students Perspective about the Topic that Discussed in the first and the second Listening Comprehension test was Difficult for the Students

Classification	The first test that discussed the topic of documentary about natural damage and animals		The second test that discussed the topic about talkshow conversation	
	Frequency	Score	Frequency	Score
SA	4	20	0	0
A	10	40	7	28
N	13	39	15	45
D	3	6	5	10
SD	0	0	3	3
Total	30	105	30	86

The data finding showed that, in the first test that discussed the topic about documentary of natural damage and animals, the total score was 105 which there were 4 students strongly agree if the topic that discussed in the first listening comprehension test was difficult for the students. Meanwhile in the second test that discussed the topic about talkshow conversation the total score was 86 which there were no students strongly agree if the topic that discussed in the second listening comprehension test was difficult for the students.

Table 4.18. The Students' Score Percentage of the Topic that Discussed in Listening Comprehension Process in the First and the Second Test was Difficult for the Students

	In the first test	In the second test
Percentage	70%	57.33%
Category	Agree	Neutral

From the data, it was found that, the percentage of score was 70% identified that students agree if the topic that discussed in the first listening

comprehension test was difficult for the students meanwhile the score was 57.33% identified that students neutral if the topic that discussed in the second listening comprehension test was difficult for the students

b. The students' perception of their vocabulary range of the listening material in which there were many words that the students don't know from the listening material of the media.

Table 4.19. The Questionnaire Statistics of the Students Perception about Their Vocabulary Range of the Listening Material

Classification	Video		Audio	
	Frequency	Score	Frequency	Score
SA	6	30	7	35
A	9	36	10	40
N	10	30	8	24
D	4	8	4	8
SD	1	1	1	1
Total	30	105	30	108

The data finding showed that, the total score of video was 105 which there were 6 students strongly agree if there were many words that the students don't know the meaning from the video material. Meanwhile the total score of audio was 108 which there were 7 students strongly agree if there were many words that the students don't know the meaning from the audio material

Table 4.20. The Students' Score Percentage about Their Vocabulary Range of the Listening Material

	Video	Audio
Percentage	70%	72%
Category	Agree	Agree

The data finding showed that, the percentage of video score was 70% identified that students agree if there were so much word that the students don't know the meaning from the video material. Meanwhile, the percentage of audio

score was 72% identified that students agree if there were so much word that the students don't know the meaning from the audio material.

3. The students' preference of the medias

Table 4.21. The Questionnaire Statistics of Students Preference in Using the Media to Get their Attention and to Add Students' English Vocabulary.

Classification	To get the attention in listening comprehension process				To add the English vocabulary			
	Video		Audio		Video		Audio	
	F	S	F	S	F	S	F	S
SA	19	95	9	45	14	70	6	30
A	7	28	15	60	13	52	15	60
N	4	12	4	12	1	3	7	21
D	0	0	1	2	1	2	2	4
SD	0	0	1	1	1	1	0	0
Total	30	135	30	120	30	128	30	115

The data finding of the students' preference in using the media to get their attention in listening comprehension process showed that the total score of video was higher than audio score. The video score was 135 which there were 19 students strongly agree if video is a media that can get students' attention in listening comprehension process. Meanwhile audio score was 120 which there were only 9 students strongly agree if audio is a media that can get students' attention in listening comprehension process.

Meanwhile data finding of the students' preference in using the media to add students' English vocabulary showed that, the total score of video was higher than audio score. The video score was 128 which there were 14 students strongly agree if the students prefer to use video media to add the students' English vocabulary. Meanwhile audio score was 115 which there were only 6 students strongly agree if the student prefer to use audio to add their English vocabulary.

Table 4.22. The Students' Score Percentage of Students Preference in Using the Media to Get the Attention and to Add the English Vocabulary.

	To get the attention in listening comprehension process		To add the English vocabulary	
	Video	Audio	Video	Audio
Percentage	90%	80%	85.33 %	76.66%
Category	Strongly Agree	Strongly Agree	Strongly Agree	Agree

The data finding showed that, in using the media to get the students' attention, the percentage of video score was 90% identified that students strongly agree if video is a media that can get students' attention in listening comprehension process, meanwhile the percentage of audio score was 80% identified that students strongly agree if audio is a media that can get students' attention in listening comprehension process.

Meanwhile the data finding of students' preference in using the media to add the students' English vocabulary show that, the percentage of video score was 85.33% identified that students strongly agree if video is a media that the student prefer to use to add the English vocabulary, meanwhile the percentage of audio score was 76.66% identified that students agree if audio is a media that the student prefer to use to add the English vocabulary.

Table 4.23. The Questionnaire Statistics of Students Preference in Using the Media to Learn English (Listening Comprehension) in the Class and outside the Classroom

Classification	To learn English (listening comprehension) in the classroom				To practice listening comprehension in outside the classroom			
	Video		Audio		Video		Audio	
	F	S	F	S	F	S	F	S
SA	19	95	10	50	15	75	5	25
A	8	32	6	24	11	44	18	72
N	2	6	13	39	3	9	4	12
D	1	2	0	0	1	2	2	4
SD	0	0	1	1	0	0	1	1
Total	30	135	30	114	30	130	30	114

The data finding of students' preference in using the media to learn English (listening comprehension) in the classroom showed that the total score of video was higher than audio score. The video score was 135 which there were 19 students strongly agree if students prefer to use video media to learn English (listening comprehension) in the classroom, meanwhile audio score was 114 which there were 10 students strongly agree if students prefer using audio media to learn English (listening comprehension) in the classroom.

Meanwhile the data finding of the students' preference in using the media practice listening comprehension in outside the classroom showed that the total score of video was higher than audio score. The video score was 130 which there were 15 students strongly agree if students prefer using video media practice listening comprehension in outside the classroom, meanwhile audio score was 114 which there were only 5 students strongly agree if the students prefer using audio media to practice listening comprehension in outside the classroom.

Table 4.24. The Students' Score Percentage of Students Preference in Using the Media to Learn English (Listening Comprehension) in the Class and outside the Classroom

	To learn English (listening comprehension) in the classroom		To practice listening comprehension in outside the classroom	
	Video	Audio	Video	Audio
Percentage	90%	76%	86.66 %	76%
Category	Strongly Agree	Agree	Strongly Agree	Agree

The data finding of students' preference in using the media to learn English (listening comprehension) showed that the percentage of video score was 90% identified that students strongly agree if students prefer using video media to learn English (listening comprehension) in the classroom, meanwhile the percentage of audio score was 76% identified that students agree if students prefer using audio media to learn listening comprehension in the classroom.

Meanwhile the data finding of students' preference in using the media to practice listening comprehension in outside the classroom showed that the percentage of video score was 86.66% identified that students strongly if students prefer using video media to practice listening comprehension in outside the classroom, meanwhile the percentage of audio score was 76% identified that students agree if students prefer using audio media to practice listening comprehension in outside the classroom.

B. Discussion

The discussion of the data description contains the important point from the computation of the data finding, the hypothesis testing to research objective. There are three important points of the data description, they were the data finding of the students' listening comprehension score, the data finding of hypothesis

testing and the data finding of students' perception about the video and audio media on students' listening comprehension. The data were obtained from the result of test and questionnaire. The test was carry out twice in which each test discussed different topic, where in the first test discussed the topic about documentary of natural damage and animals and in the second test discussed the topic about talkshow conversation. Meanwhile the questionnaire contains of 23 question/statement which it was used to investigate the students' perception about the video and audio media on students' listening comprehension. For more detailed of the data result, the explanations are as follow:

1. The data finding of test result

The data of test result showed that, whether in the first or in the second test, video media has higher score than audio media. Where in the first test, video score was 2080 meanwhile audio score was 1730, and in the second test video score was 2170 meanwhile audio score was 2030.

The data of test result also showed that the first and the second test discussed different topic and both test has different result of hypothesis testing. Where in the first test which discussed the topic about documentary of natural damage and animals, the t-test value was 13.15 and the t-table was 2.00, it means that t-test value was higher than t-table or ($13.15 > 2.00$). The result showed that there is a significant difference between the students listening comprehension at English Education Department by using video and audio.

Meanwhile in the second test which discussed the topic about talkshow conversation, the t-test value was -10.15 and the t-table was 2.00, it means that t-

test value was lower than t-table or ($-10.15 < 2.00$). The result showed that there is not a significant difference between the students listening comprehension at English Education Department by using video and audio.

The data finding of test result above showed that the result of students' listening comprehension by using video was better than the result of students' listening comprehension by using audio, we can find from the result of both test which showed that whether in the first or in the second test the score of video was higher than audio. Where in the first test, video score was 2080 meanwhile audio score was 1730, and in the second test video score was 2170 meanwhile audio score was 2030. The data finding of test result above also showed that there was a different result of hypotheses testing in the first and in the second test where in the first test the result of t-test showed that there is a significant difference between the students listening comprehension by using video and audio, meanwhile in the second test the result of t-test showed that there is not a significant difference between the students listening comprehension by using video and audio. It means that the difference score of video and audio was significant in the first test meanwhile in the second test the difference score of video and audio was not significant.

From the data finding of test result above the researcher assumed that there was a distinction from the video in the first test and the video in the second test which causes the score of video was significant with the score of audio in the first test, meanwhile in the second test the score of video was not significant with the score of audio.

The researcher assumed that the distinction between video in the first and the second test is come from the topics that discussed and the type of the visual clues of the video. The researcher assumed that the topic that discussed in the first test is unfamiliar for the students rather than the topic that discussed in the second test. The researcher also analyzed that video in the first test displayed a picture differently with video in the second test where video in the first test which discussed the topic about documentary of natural damage and animals, the video has visual clues characteristic that illustrate clearly the explanations about natural damage and animals, so that those visual clues really help the students to understand the speakers' utterance in listening comprehension process. Meanwhile video in the second test which discussed the topic about talkshow conversation has visual clues characteristic that less illustrate the explanation of the conversation, so that those visual clues doesn't provide much clues for the students to understand the speakers' utterance in listening comprehension process.

Similar of this problem, Chen (2013) conducted the research under the title "*A Study of Video Effects on English Listening Comprehension*". She found that the mode presentation of audio video combination has certain advantages to improve students' listening comprehension, but she also emphasizes that various factors should be taken into accounts, such the complexity and the contents of visual materials. The result of her research showed that video help the students in understanding the speakers' utterance if the video show some relevant information like the situation, the scenes or the figure with the topic that discussed. In addition Ginther (2002) conducted the research under the title "*Context and Content*

Visuals and Performance on Listening Comprehension Stimuli". She found that visual cues enhanced learners' performance in listening comprehension only when they provide information that corresponds or complements the audio input. It means that the relevant of visual clues from the video with the topic or with the speakers' utterance more beneficial the video media in helping the students in listening comprehension process.

Furthermore explanation of this problem, in chapter II the difficulty in listening have been explained. Nation, I.S.P in Teaching ESL/EFL Listening and Speaking (2009:3) stated that in avoided the fragileness for the learners in listening, certain conditions are needed to presents:

1. Most of what the learners are listening to is already familiar to them.
2. The learners are interested in the input and want to understand it.
3. Only a small proportion of the language features are unknown to the learners.
4. The learners can gain some knowledge of the unknown language items through context clues and background knowledge.
5. There are large quantities of input.

If these conditions are not present, then the process to gain the understanding in listening comprehension process will not be running well for the students. The explanation above showed that the gain of understanding from the speakers' utterance become substantial gains if the listening materials are familiar for the students and if there are large quantities of input. It means that more familiar students with the topic and more clearly the visual input from the video

media illustrate the speakers' utterance more beneficial the video media in helping the students in listening comprehension process.

So then based on the data finding of test result above the researcher conclude that using video is better than audio in listening comprehension, but there are factors that should be taken into accounts such as the topic that discussed must be familiar for the students and the type of the visual clues of video must be noticed considering the way of the visual clues in illustrating the speakers' utterance also plays an important role in helping the students in listening comprehension.

2. The data finding of the questionnaire result

The questionnaire was used to identify the better media between video and audio on students' listening comprehension by investigating the students' perception of video and audio that the students already used in listening comprehension process. There were three aspects that the researcher analyzed by the questionnaire, they were the input of the media, the topics or the materials of the media and the students' preference in using the media.

From the data of the questionnaire result, the researcher found that, the result of the score percentage of video media identified considerably the category of strongly agree and agree rather than audio media that more identified the category of agree and neutral. The investigating of the students' perception of video and audio media from the questionnaire data revealed the findings that refers to a positive thought and attitude toward the video media on students' listening comprehension which is lead to the finding of the usefulness of video

media in helping the students in listening comprehension process. The data finding of the questionnaire showed that video is a media that can get students' attention in listening comprehension process, the visual clues of video doesn't disturb the students in listening comprehension process, the visual clues of video really helps the students to understand the meaning of the speakers' utterance in listening comprehension process, the visual clues of video really helps the students to understand the situation such as happy, agree, mad, etc. in listening comprehension process, the video media more helps the students rather than audio media to understand the meaning of the speakers' utterance, the video media more helps the students rather than audio media to understand the situation in listening comprehension process, the students are more interested in learning English (listening comprehension) if the teacher use video rather than use audio as learning media.

From the data finding of questionnaire above, the researcher concluded that video is a better media than audio to be applied on students listening comprehension. Furthermore the result of the finding can be clarified by the following reason. It has been explained in chapter II that listening is not only the processing of linguistic knowledge, but the listener also use un-linguistic knowledge such as background knowledge and visual clues to help the listener gain the understanding of spoken text in listening comprehension process (Buck, 2001:1). Based on explanation above, video is the right media to be used in listening comprehension. In order to support comprehension, video give more advantage because it posses visual clues that audio media doesn't has. As Harmer

in the Practice of English Language Teaching (2007:308) points out that one major advantage of videos is that students not only can listen the language but also they can see it. In order to support comprehension, videos contain visual clues that allow the students to go beyond of what they listen and also to interpret the video in a deeper way.

So that the researcher conclude that using video as media on students listening comprehension is better than using audio media especially for the students of English Education Department. Video give more advantage in listening comprehension because it posses visual clues that audio media doesn't has. The visual clues of video help the students to associated the word that they heard to the image that it's presented, so that the students can get the meaning of the speakers' utterance more easily in listening comprehension process.

CHAPTER V

CONCLUSION AND SUGGESTION

A. Conclusions

Based on data finding that obtained from the result of test and questionnaire, the following conclusions can be drawn as follows: 1) The first and the second test discussed different topic and both test has different result of hypothesis testing, which in the first test that discussed the topic about documentary of natural damage and animals, the t-test value was 13.00 and t_{table} for $n = 58$ in level of significant $\alpha = 0.05$ was 2.00. Because of $t\text{-test} > t_{table}$ ($13.15 > 2.00$), it means that there is a significant difference between the students listening comprehension by using video and audio of students' English Education Department. Meanwhile in the second test which discussed the topic about talkshow conversation, the t-test value was -10.15 and t_{table} was 2.00. Because of $t\text{-test} < t_{table}$ ($-10.15 < 2.00$), it means that there is not a significant difference between the students listening comprehension by using video and audio of students' English Education Department. 2) Video is a better media than audio to be applied on students listening comprehension especially for the students of English Education Department.

So that based on the data finding of this research the researcher conclude that using video as media on students listening comprehension is better than using audio media especially for the students of English Education Department. But there are factors that should be taken into accounts, such as

the topic of the material should be familiar for the students and the type of the visual clues of video also must be noticed considering the way of the visual clues in giving the illustration of the speakers' utterance also plays an important role in helping the students in listening comprehension.

B. *Suggestions*

Based on the findings of the research, some suggestions addressed to the teacher/lecturer, and the next researcher in using the media video and audio on students' listening comprehension.

1. For the Teachers/Lecturers

The result of this research shows that video is a better media than audio to be applied on students' listening comprehension, therefor the implication of this research expects the teachers/lecturers to use video as learning media in teaching listening especially in listening comprehension. Video give more advantage than audio in listening comprehension because the visual clues from video allow the students to make connection between the sound and the image so that it help the student to gain the understanding of the spoken text in listening comprehension process. But the finding of this research also show that there are factors that should be taken into accounts in choosing video as learning media in listening comprehension, such as the topic that discussed must be familiar for the students, then the type of the visual clues of video also must be noticed considering the way of the visual clues in illustrating the speakers' utterance plays an important role in helping the students in listening comprehension.

2. For the next Researchers

It is suggested to other researchers to complete this research by conducting any other researches that related on video and audio media in listening comprehension. The result of the study can be used as additional reference for further research with different sample and occasions. The finding of this research showed that video is a better media than audio on students' listening comprehension, but there are factors that impact the video media in helping the students in listening comprehension process, they are the topic and the type of the visual clues of video, thus this research needs considerable improvement of thought for further research studies. The researcher hopes that the future research may conduct a study to find out the quantities of the visual input of different video materials. In addition considering this research only focuses on literal comprehension, there for the researcher also hopes that the future research may conduct a study to compare between video and audio in order to find out the better media on students' listening comprehension in inferential level of comprehension.

BIBLIOGRAPHY

- Anas, Sudijono. *Pengantar Evaluasi Pendidikan*. Jakarta: Raja Grafindo Persada. 2008.
- Arikunto, Suharsimi. *Prosedur penelitian: Suatu Pendekatan Praktik*. Jakarta: Rineka Cipta. 2010.
- Brassel, Danny. *Comprehension That Works: Taking Students Beyond Ordinary Understanding to Deep Comprehension*. Shell Education. 2008.
- Brown, H. D. *Language Assessment Principles and Classroom Practices*. England: Pearson Education. 2003.
- Buck, G. *Assessing listening*. New York: Cambridge University Press. 2001.
- Chan, Chen. *A Study of Video Effects on English Listening Comprehension*. Retrieved 1 February 2019 from <http://www.cscanada.net/index.php/sII/article/view/4348>. 2013.
- Cohen, L. *Research Methods in Education*. New York: the Taylor & Francis e-Library. 2005.
- Dutt, Rajull. *Organisational Behaviour*. India: Satyendra Rastogi Media Ltd. 2009.
- Fatmawati, Anggita. *A Comparative Study between Teaching Students by Video and Audio in Listening Comprehension for the First Grades Students of SMP Muhammadiyah 9 Gemolong in the Academic Year 2016/2017*. Retrieved 15 July 2017 from <https://eprints.iain-surakarta.ac.id/673/>. 2017.
- Ginther, April. *Context and Content Visuals and Performance on Listening Comprehension Stimuli*. Retrieved 1 February 2019 from <https://journals.sagepub.com/doi/abs/>. 2002.
- Harmer, J. *The Practice of English Language Teaching*. England: Pearson Education. 2007.
- Krashen, Stephen. *Principles and Practice in Second Language Acquisition*. New York: Pergamon Press. 1982.

- Mardianti ,Chyntia Rahayu. *Students' Perception of Using Animation Video in Teaching Listening of Narrative Text*. Retrieved 7 February 2019 from <https://repository.uinjkt.ac.id/>.2018.
- Nation, I.S.P & Newtown, Jonathan. *Teaching ESL/EFL Listening and Speaking*. New York: Routledge. 2009.
- Nurpahmi, Sitti. *Improving Listening Skill by Activating Students' Prior knowledge*. Vol. 1. Retrieved 17 January 2018 from <http://journal.uin-alauddin.ac.id/index.php/Eternal/article/view/2402>. 2015.
- Puspita, Logi Bellamari. *A Comparative Study of Students' Listening Comprehension Taught through Video and Audio*. Retrieved 15 July 2017 from <https://media.neliti.com/media/publications/192561-EN-a-comparative-study-of-students-listenin.pdf>. 2014
- Richards, J C. *Teaching Listening and Speaking From Theory to Practice*. New York: Cambridge University Press. 2008.
- Robbins, Stephen. *Organizational Behavior*. Cape Town: Pearson Education South Africa. 2009.
- Rost, Michael. *Teaching and Researching Listening*. Pearson Limited Education. 2011.
- Sahney, Sangeeta. *Consumer behavior*. England: Oxford University Press. 2017.
- Sugiyono. *Metode Penelitian Pendidikan. Pendekatan Kuantitatif Kualitatif dan R&D*. Bandung: CV. Alfabeta. 2016.
- Susetyo, Budi. *Statistika untuk Analisis Data Penelitian*. Bandung: PT Refika Aditama. 2010.
- The British Council. *The Teaching of Listening Comprehension*. London: Tonbridge Printers Ltd. 1981.
- Underwood, Mary. *Teaching Listening*. London: Longman. 1989.
- Vandergrift, Larry & Goh, Christine. *Teaching and Learning Second Language Listening. Metacognition in Action*. London: Routledge. 2012.
- Ward, Matthew. *Interactive Data Visualization: Fondations, Techniques, and Applications*. London: Taylor & Francis Group. 2015.



APPENDICES

UNIVERSITAS ISLAM NEGERI
ALAUDDIN
M A K A S S A R

Appendix 1
Audio Test in the First Test

TEST
LISTENING TEST

This test aims to get the data about your Listening Comprehension Skill. Before you answer, listen carefully the dialog from the audio and then answer the questions number one until number ten. The test is divided into three sections and consist of multiple choice, true false, and fill in the blank. Your responses will be used for research, so you are expected to give answer honestly and according to your ability. Your name will not be published without your approval. If you have difficulties in answering, please tell your instructor.

NAME :
CLASS :
REG. NO. :

Section 1

In section 1, you will listen a dialog from the audio. The audio only will be repeated once. You will be asked to answer the multiple choices questions number 1- 10 on your paper.

1. How many percent of the ocean in the earth?
 - a. 70 percent
 - b. 17 percent
 - c. 50 percent
 - d. 15 percent
2. How many regions are divided in the ocean?
 - a. 6
 - b. 5
 - c. 4
 - d. 3
3. The ocean contains traces of all chemical elements found on earth. The exceptional element is....
 - a. Salt
 - b. Sodium
 - c. Chloride
 - d. Mineral
4. What is the impact that emerged of the rising temperature in the ocean?
 - a. Shrinkage of the sea water
 - b. Water discoloration in ocean
 - c. Threaten delicate ocean life
 - d. The rising of water volume in ocean
5. What is caused of the rising water temperature in the ocean?
 - a. The greenhouse affect
 - b. Discharging an explosive device to catch fish
 - c. Plastic trash

- d. Discharging a chemical element to catch fish
6. Climate change for the world' ocean cause three damage for the sea, except...
- Ocean acidification
 - The change of water volume
 - Water discoloration
 - The change of temperature
7. What is the impact of ocean acidification?
- It is difficult for species like oyster clams and corals to form shells or skeleton
 - Sea water pollution due to plastic compounds
 - Threatening the extinction of whales
 - Change the sea water temperature
8. What is the way to stop the damage in the ocean?
- Recycle the plastic
 - Fishing reasonable quantities
 - Reduce greenhouse gas emissions
 - Conserve marine animals
9. How many years the sea surface temperature has been consistently higher?
- During thirty years
 - During thirteen years
 - During three years
 - During thirty-three years
10. What is the conclusion of those native speaker explanation?
- Climate change is altering the ocean and threatening the extinction of marine creature.
 - Since 1993 the seas have been rising at a rate that's twice as fast as a long terms.
 - The ocean has the serious problem that we need to solve
 - The ocean is a continuous body of salt water that surrounds the continent

Section 2

In section 2, you will listen a dialog from the audio. Listen it carefully and then answer the question number 11-20. You will be asked to indicate whether the statements are true or false on your paper based on the audio that you have listened. Write "T" if the statement is true and "F" if the statement is false!

- _____ Ants are the most competent farmers.
- _____ Ants have been farming for 50 million years.
- _____ The ants cut the leaves with incredible frequency.
- _____ The ants drink the SAP and the leaves for energy.
- _____ The ants are using the leaves to grow their home.
- _____ Haul the gigantic leaf pieces away for human would be like carrying more than 600 pounds between the teeth.
- _____ The ants clean the leaves and arranged them carefully in stats.
- _____ Leafcutter ants have beat most complex division of labor of any ants.
- _____ There are tiny worker ants that protect the colony.
- _____ The ants are huge agricultural pests that working stealthily at night.

Appendix 2
Video Test in the First Test

TEST
LISTENING TEST

This test aims to get the data about your Listening Comprehension Skill. Before you answer, listen and watch the video clip and then answer the question number one until number ten. Do it without seeing others' answer. Your responses will be used for research, so you are expected to give answer honestly and according to your ability. Your name will not be published without your approval. If you have difficulties in answering, please tell your instructor.

NAME :
CLASS :
REG. NO.

Section 1

In section 1, you will listen and watch short video clip about marine pollution, watch and pay attention to it. You will be asked to answer the multiple choices questions on your paper. The video only will be repeated once. After you listen the video, read the question about it, read the four possible answers and decide which one would be the best answer to the question you have read based on the video you have watched.

1. How many metric tons of plastic trash that enters the sea every year?
 - a. 8 billion
 - b. 8 million
 - c. 18 billion
 - d. 18 million
2. What happen of plastic trash in the ocean?
 - a. Its breaking down into smaller pieces ingested by species across the marine world
 - b. It's float and wobble in the sea
3. What can we do to solve the plastic packaging problem?
 - a. Recover the plastic as a valuable plastic material
 - b. By raising the price of plastic bag
 - c. Stop the circulation of packaged foods
4. It is eroded and disappears by the chemical processes of seawater
5. Drowned and buried in the bottom of the ocean until processed into petroleum

- d. Using the only furniture made by wood
4. What is the ultimate goals of the new plastic economy?
- To open the new job opportunities for the creative people to do recycle.
 - To help state finances
 - To design an economy where plastic packaging never becomes waste.
 - To design the interesting furniture made from plastic
5. Beside plastic trash marine pollution also come from many sources. The exceptional source is...
- Industrial
 - Urban waste
 - Agriculture
 - Iron wreckage
6. What is the impact of industrial waste in the oceans?
- Destructive marine ecosystem
 - Decompose plastic waste
 - Boost sea water temperature causing the occurrence of flood landed
 - Causing the occurrence of flood landed
7. How many location dead zones caused of sustained pollution across the globe?
- 5 hundred location
 - 4 hundred location
 - 14 hundred location
 - 15 hundred location
8. There are many ways to manage the nutrient pollution, except....
- By use the organic matter in the farm
 - By keep the soil health
 - Trough change in major contributing systems like agriculture
 - By recycle the plastic bottle
9. What is the advantage of using the organic matter for the farm?
- It keeps phosphorus and nitrogen from leaching out the soil
 - Accelerate vegetable growth
 - It removes the pests
 - Beautify plants
10. What is the conclusion of video?
- The oceans are in an extraordinary case of marine pollution
 - 30 percent of ocean area are become dead zone
 - The marine pollution is come from many source and managing the marine ecosystem
 - Doing recycle is the way to save the ocean

Section 2

In section 2, you will listen and watch the video about animals documenter. You will be asked to indicate whether the statements are true or false on your paper based on the video that you have watched. Write “T” if the statement is true and “F” if the statement is false!

11. ____ Monkeys have long been figures of rebellion and mischief in Chinese.
12. ____ Taotao is the most mischievous monkeys on the mountain.
13. ____ Taotao doesn't like doing adventure.
14. ____ Taotao doesn't love his dead.
15. ____ It is the firsttime of taotao sister has ever seen the snow fall
16. ____ Yaya is a giant Panda
17. ____ The pandas are basically the same with monkey
18. ____ The panda are not interested in stirring up trouble.
19. ____ Yaya really like alone to eat and relax and scratch her body.
20. ____ Meimei is the new born of panda.

Appendix 3
Audio Test in the Second Test

TEST
LISTENING TEST

This test aims to get the data about your Listening Comprehension. Before you answer, listen carefully the dialog from the audio and then answer the questions number one until number twenty. The test is divided into three sections and consist of multiple choice, true false, and fill in the blank. Your responses will be used for research, so you are expected to give answer honestly and according to your ability. Your name will not be published without your approval. If you have difficulties in answering, please tell your instructor.

NAME :
CLASS :
REG. NO. :

Section 1

In section 1, you will listen a dialog from the audio. The audio only will be repeated once. You will be asked to answer the multiple choices questions number 1- 10 on your paper.

1. Who is the name of the guest that coming to the show?
 - a. Jeremy Mann
 - b. Stephen Lym
 - c. Logan Lerman
 - d. Steve Careln
2. What film does that the guest playing right now?
 - a. Indignation
 - b. Furry
 - c. Boys billionaire
 - d. Blade Runner
3. What character did the guest play on the movie that known by people?
 - a. Sam Courter from Boys billionaire movie
 - b. Percy Jackson from Percy Jackson series movie
 - c. David Lam from The Youth movie
 - d. Jack Miest from Blade Runner movie
4. Who is the author of the film that he plays right now?
 - a. William Evans
 - b. Philip Roth
 - c. Stephany Malbert
 - d. Lucy Clerk
5. Who is the actor that he works together on the Furry movie?
 - a. Bradd Pitt
 - b. Jake Gllenhael
 - c. Armie Hammer
 - d. Taylor Lautner

6. Where the guest grow up?
 a. New York city
 b. Miami
 c. Los Angeles
 d. Chicago
7. What does the character that he played on Fury movie?
 a. a nonconformist
 b. a murder
 c. an entrepreneur
 d. a student
8. What does the act that he tries to do with his partner Brad Pitt?
 a. little jerk
 b. a kindhearted boy
 c. cocky
 d. friendly
9. What does the name of the character that the guest play on the movie right now?
 a. Roy Eberhardt
 b. Marcus Mezzener
 c. William Evan
 d. Luke Chandler
10. Related to number 9. How is the character that he plays on the movie?
 a. smart guys, opinionated
 b. a psychopath
 c. intrepid, independently
 d. sluggar, peevishness

Section 2

In section 2, you will listen a dialog from the audio. Listen it carefully and then answer the question number 11-20. You will be asked to indicate whether the statements are true or false on your paper based on the audio that you have listened. Write "T" if the statement is true and "F" if the statement is false!

11. _____ Jennifer is the cover of the Hillary Clinton' new book.
12. _____ She was surprising became a cover of the book.
13. _____ Jennifer feels very upset of the cover looks like.
14. _____ Jennifer need to wash her hair six time after the photoshoot.
15. _____ She done the photoshoot with the horse.
16. _____ Jennifer grew up with horses
17. _____ Bone was one of Jennifer' horse
18. _____ Jennifer is a cheerleader when she was young.
19. _____ She was at a cheerleading competition when she knows one of her horse dead.
20. _____ Jennifer' nephew is three years old

Appendix 4
Video Test in the Second Test

TEST

LISTENING TEST

This test aims to get the data about your Listening Comprehension. Before you answer, listen and watch the video clip and then answer the question number one until number twenty. Do it without seeing others' answer. Your responses will be used for research, so you are expected to give answer honestly and according to your ability. Your name will not be published without your approval. If you have difficulties in answering, please tell your instructor.

NAME :
CLASS :
REG. NO. :

Section 1

In section 1, you will listen and watch short video clip about talkshow conversation, watch and pay attention to it. You will be asked to answer the multiple choices questions on your paper. The video only will be repeated once. After you listen the video, read the question about it, read the four possible answers and decide which one would be the best answer to the question you have read based on the video you have watched.

- UNIVERSITAS ISLAM NEGERI
ALAUDDIN
M A K A S S A R
1. Who is the name of little girl that became a guest on the show?
 - a. Keyla
 - b. Briel
 - c. Aurel
 - d. Maechel
 2. Where does the guests come from?
 - a. California
 - b. Kentucky
 - c. Mississippi
 - d. Georgia
 3. How old is the little girl?
 - a. 5 years old
 - b. 2 years old
 - c. 4 years old
 - d. 3 years old
 4. What did the little girl like to learn about?
 - a. the name of the day
 - b. the periodic table
 - c. the name of the galaxy
 - d. the table of times
 5. When did she start to learn it?
 - a. in August
 - b. in January

- c. in April
d. in March
6. How long has been the little girl learnt about it?
a. it has been 4 month
b. it has been 5 month
c. it has been 6 month
d. it has been 3 month
7. Why is Barack Obama her favorite president?
a. because she has been invited by him in white house
b. because she admires him
c. because he was President when she was born
d. because he likes to play with children
8. What is the name of her dog?
a. Nici
- b. Heci
c. Nesy
d. Licy
9. What does the doggy' name stand for?
a. It is the stand for the element of Copernicium.
b. It is the stand for the name of color
c. It is the stand for the name of Helium
d. It is the stand for the name of movie
10. what does the Mc give to the little girl?
a. a little station
b. a doll
c. the purple piano
d. small wardrobe

Section 2

In section 2, you will listen and watch the video clip about talkshow conversation. You will be asked to indicate whether the statements are true or false on your paper based on the video that you have watched. Write "T" if the statement is true and "F" if the statement is false!

11. ____ The Guest singing two song on the show.
12. ____ Taylor Swift take three years to make the Album.
13. ____ Taylor Swift is not very excited about her new album.
14. ____ The Mc said that Shake It off is such a mellow song.
15. ____ Out of the wood is one of song in taylor' new album.
16. ____ Taylor invite many fans to her house.
17. ____ The photoshoot was done after she fall down in some water.
18. ____ Taylor choose the fans who she invited to her house from the internet
19. ____ There are 89 people from LA that Taylor invited to her house
20. ____ Taylor's spend an hours together with her fans in her house.

Appendix 5

Questionnaire

QUESTIONNAIRE

NAME :

CLASS:

REG. NO. :

Instruction: Put a checklist (√) on your answer! You may only give one response to each question.

Information: SA = Strongly Agree

A = Agree

N = Neutral

D = Disagree

SD = Strongly Disagree

No	QUESTIONS	RESPONSES				
		SA	A	N	D	SD
1.	Video is a media that can get your attention in listening comprehension process. Video adalah media yang dapat menarik perhatian Anda dalam proses listening comprehension.					
2.	Audio is a media that can get your attention in listening comprehension process. Audio adalah media yang dapat menarik perhatian Anda dalam proses listening comprehension.					
3.	The visual aspect from the video really help you to understand the meaning of the speaker' utterance on listening comprehension process. Aspek visual dari video sangat membantu Anda memahami ucapan pembicara dalam proses listening comprehension.					
4.	The audio media doesn't content visual aspect but it really helps you to understand the meaning of the speaker' utterance on listening comprehension process. Media audio tidak memiliki aspek visual tetapi sangat membantu Anda memahami ucapan pembicara dalam proses listening comprehension.					

5.	Do you disturbed by visual aspect in understanding the utterance of the video? Apakah Anda terganggu oleh aspek visual dalam memahami ucapan dari video?					
6.	It is easy to understand the situation in the video by look at the visual aspect such as gesture and expression. *for examples mad, agree, etc. Mudah untuk memahami situasi dalam video dengan melihat aspek visual seperti isyarat dan ekspresi. * contoh situasi marah, setuju, dll.					
7.	It is easy to understand the situation in the audio even without the visual aspect. Mudah untuk memahami situasi dalam audio bahkan tanpa aspek visual.					
8.	You can understand the meaning of sentences in video dialogue based on the stressed and intonation. (Example: rising intonation to express shock and question, etc.) Anda dapat memahami arti kalimat dalam dialog video berdasarkan intonasi. (Contoh: naik intonasi untuk ekspresi terkejut dan bertanya, dll.)					
9.	You can understand the meaning of sentence in audio dialog based on the stressed and intonation. (Example: rising intonation to express shock and question, etc.) Anda dapat memahami arti kalimat dalam dialog audio berdasarkan intonasi. (Contoh: naik intonasi untuk ekspresi terkejut dan bertanya, dll.)					
10.	Is the speaker accent on video difficult for you on listening comprehension process? Accent such as American and British. Apakah accent dari pembicara dari video sulit untuk Anda dalam proses listening comprehension?					
11.	Is the speaker accent on audio difficult for you on listening comprehension process? Accent such as American and British. Apakah accent dari pembicara dari audio sulit untuk Anda dalam proses listening comprehension?					

12.	Is the speech rate of the speaker from video difficult for you on listening comprehension process? Apakah kecepatan berbicara dari pembicara di video sulit untuk Anda dalam proses listening comprehension.					
13.	Is the speech rate of the speaker from audio difficult for you on listening comprehension process? Apakah kecepatan berbicara dari pembicara di Audio sulit untuk Anda dalam proses listening comprehension.					
14.	Is the topic of listening material in the first test difficult to do the listening comprehension? Apakah materi pembahasan pada tes pertama sulit untuk melakukan listening comprehension? (The topic: documentary about natural damage and animals)					
15.	Is the topic of listening material in the second test difficult to do the listening comprehension? Apakah materi pembahasan pada tes kedua sulit untuk melakukan listening comprehension? (The topic: talkshow conversation)					
16.	Is there so much word that you don't know the meaning from video material? Apakah ada banyak kata yang tidak Anda ketahui maknanya dari material video?					
17.	Is there so much word that you don't know the meaning from audio material? Apakah ada banyak kata yang tidak Anda ketahui maknanya dari material audio?					
18.	Video media motivate me to do more listening outside the classroom. Media video memotivasi saya untuk melakukan listening di luar kelas.					
19.	Audio media motivate me to do more listening outside the classroom. Media Audio memotivasi saya untuk melakukan listening di luar kelas.					
20.	I prefer using video media to add the English vocabulary which I need in listening process. Saya lebih suka menggunakan media vidio untuk menambah kosakata Bahasa Inggris yang diperlukan dalam proses mendengarkan.					

21.	<p>I prefer using audio media to add the English vocabulary which I need in listening process.</p> <p>Saya lebih suka menggunakan media audio untuk menambah kosakata Bahasa Inggris yang diperlukan dalam proses mendengarkan.</p>					
22.	<p>I am interested in learning English (listening comprehension) if the lecture uses video as teaching media.</p> <p>Saya menyukai belajar Bahasa Inggris (listening comprehension) jika dosen menggunakan video sebagai media pembelajaran.</p>					
23.	<p>I am interested in learning English if the lecture uses audio as teaching media.</p> <p>Saya menyukai belajar Bahasa Inggris (listening comprehension) jika dosen menggunakan audio sebagai media pembelajaran.</p>					

Appendix 6

Sample of the First Audio Test Filled Answer Sheet

79

TEST
LISTENING TEST

This test aims to get the data about your Listening Comprehension Skill. Before you answer, listen carefully the dialog from the audio and then answer the questions number one until number ten. The test is divided into three sections and consist of multiple choice, true false, and fill in the blank. Your responses will be used for research, so you are expected to give answer honestly and according to your ability. Your name will not be published without your approval. If you have difficulties in answering, please tell your instructor.

NAME : Nurul Qifra
CLASS : PM 13
REG. NO. : 204000025

Section 1

In section 1, you will listen a dialog from the audio. The audio only will be repeated once. You will be asked to answer the multiple choices questions number 1- 10 on your paper.

1. How many percent of the ocean in the earth?
 - a. 70 percent
 - b. 17 percent
 - c. 50 percent
 - d. 15 percent
2. How many regions are divided in the ocean?
 - a. 6
 - b. 5
 - c. 4
 - d. 3
3. The ocean contains traces of all chemical elements found on earth. The exceptional element is...
 - a. Salt
 - b. Sodium
 - c. Chloride
 - d. Mineral
4. What is the impact that emerged of the rising temperature in the ocean?
 - a. Shrinkage of the sea water
 - b. Water desalination in ocean
 - c. Threaten delicate ocean life
 - d. The rising of water volume in ocean
5. What is caused of the rising water temperature in the ocean?
 - a. The greenhouse effect
 - b. Discharging an explosive device to catch fish
 - c. Plastic trash
 - d. Discharging a chemical element to catch fish
6. Climate change for the world ocean cause three damage for the sea, except...
 - a. Ocean acidification
 - b. The change of water volume
 - c. Water desalination
 - d. The change of temperature

7. What is the impact of ocean acidification?
- a. It is difficult for species like oyster clams and corals to form shells or skeleton
 - b. Sea water pollution due to plastic compounds
 - c. Threatening the extinction of whales
 - d. Change the sea water temperature
8. What is the way to stop the damage in the ocean?
- a. Recycle the plastic
 - b. Fishing reasonable quantities
 - c. Reduce greenhouse gas emissions
 - d. Conserve marine animals
9. How many years the sea surface temperature has been consistently higher?
- a. During thirty years
 - b. During fifteen years
 - c. During three years
 - d. During thirty-three years
10. What is the conclusion of those native speaker explanation?
- a. Climate change is altering the ocean and threatening the extinction of marine creature.
 - b. Since 1993 the seas have been rising at a rate that's twice as fast as a long term.
 - c. The ocean has the serious problem that we need to solve
 - d. The ocean is a continuous body of salt water that surrounds the continent

Section 2

In section 2, you will listen a dialog from the audio. Listen it carefully and then answer the question number 11-20. You will be asked to indicate whether the statements are true or false on your paper based on the audio that you have listened. Write "T" if the statement is true and "F" if the statement is false.

- 5 + 9 = 140: 70/1
- 1. T Ants are the most competent farmers.
 - 2. F Ants have been farming for 50 million years.
 - 3. T The ants cut the leaves with incredible frequency.
 - 4. T The ants drink the SA² and the leaves for energy.
 - 5. F The ants are using the leaves to grow their home.
 - 6. T Haul the gigantic leaf pieces away for humans would be like carrying more than 600 pounds between the teeth.
 - 7. F The ants clean the leaves and seringed them carefully in slots.
 - 8. T Leafcutter ants have best most complex division of labor of any ants.
 - 9. T There are tiny worker ants that protect the colony.
 - 10. T The ants are huge agricultural pests that working stealthily at night.

TEST
LISTENING TEST

This test aims to get the data about your Listening Comprehension Skill. Before you answer, listen carefully the dialog from the audio and then answer the questions number one until number ten. The test is divided into three sections and consist of multiple choice, true false, and fill in the blank. Your responses will be used for research, so you are expected to give answer honestly and according to your ability. Your name will not be published without your approval. If you have difficulties in answering, please tell your instructor.

NAME : Nurulafiqah Ramadani
CLASS : PBL 5-6
REG. NO. : 201900116286

Section 1

In section 1, you will listen a dialog from the audio. The audio only will be repeated once. You will be asked to answer the multiple choices questions number 1- 10 on your paper.

1. How many percent of the ocean in the earth?
 - a. 70 percent
 - b. 17 percent
 - c. 50 percent
 - d. 15 percent
2. How many regions are divided in the ocean?
 - a. 6
 - b. 5
 - c. 4
 - d. 3
3. The ocean contains traces of all chemical elements found on earth. The exceptional element is...
 - a. Salt
 - b. Sodium
 - c. Chloride
 - d. Mineral
4. What is the impact that emerged of the rising temperature in the ocean?
 - a. Shrinkage of the sea water
 - b. Water discoloration in ocean
 - c. Threaten delicate ocean life
 - d. The rising of water volume in ocean
5. What is caused of the rising water temperature in the ocean?
 - a. The greenhouse affect
 - b. Discharging an explosive device to catch fish
 - c. Plastic trash
 - d. Discharging a chemical element to catch fish
6. Climate change for the world' ocean cause three damage for the sea, except...
 - a. Ocean acidification
 - b. The change of water volume
 - c. Water discoloration
 - d. The change of temperature

7. What is the impact of ocean acidification?

- a. It is difficult for species like oyster clams and corals to form shells or skeleton
- b. Sea water pollution due to plastic compounds
- c. Threatening the extinction of whales
- d. Change the sea water temperature

8. What is the way to stop the damage in the ocean?

- a. Recycle the plastic
- b. Fishing reasonable quantities
- c. Reduce greenhouse gas emissions
- d. Conserve marine animals

9. How many years the sea surface temperature has been consistently higher?

a. During thirty years

- b. During thirteen years
- c. During three years
- d. During thirty-three years

10. What is the conclusion of those native speaker explanation?

- a. Climate change is altering the ocean and threatening the extinction of marine creature.
- b. Since 1993 the seas have been rising at a rate that's twice as fast as a long terms.
- c. The ocean has the serious problem that we need to solve
- d. The ocean is a continuous body of salt water that surrounds the continent

Section 2

In section 2, you will listen a dialog from the audio. Listen it carefully and then answer the question number 11-20. You will be asked to indicate whether the statements are true or false on your paper based on the audio that you have listened. Write "T" if the statement is true and "F" if the statement is false!

- $7 + 6 = \frac{130}{2} = 65 //$
- 1. T Ants are the most competent farmers.
 - 2. T Ants have been farming for 50 million years.
 - 3. F The ants cut the leaves with incredible frequency.
 - 4. T The ants drink the SAP and the leaves for energy.
 - 5. T The ants are using the leaves to grow their home.
 - 6. T Haul the gigantic leaf pieces away for humans would be like carrying more than 600 pounds between the teeth.
 - 7. T The ants clean the leaves and arranged them carefully in stacks.
 - 8. T Leafcutter ants have best most complex division of labor of any ants.
 - 9. F There are tiny worker ants that protect the colony.
 - 10. T The ants are huge agricultural pests that working stealthily at night.

UNIVERSITAS ISLAM NEGERI

ALAUDDIN
MAKASSAR

65

TEST
LISTENING TEST

This test aims to get the data about your Listening Comprehension Skill. Before you answer, listen carefully the dialog from the audio and then answer the questions number one until number ten. The test is divided into three sections and consist of multiple choice, true false, and fill in the blank. Your responses will be used for research, so you are expected to give answer honestly and according to your ability. Your name will not be published without your approval. If you have difficulties in answering, please tell your instructor.

NAME : ARNITA SUMARTI
CLASS : PM 1 J
REG. NO. : 204020140044

Section 1

In section 1, you will listen a dialog from the audio. The audio only will be repeated once. You will be asked to answer the multiple choices questions number 1- III on your paper.

1. How many percent of the ocean in the earth?
 - a. 70 percent
 - b. 17 percent
 - c. 50 percent
 - d. 15 percent
2. How many regions are divided in the ocean?
 - a. 6
 - b. 5
 - c. 4
 - d. 3
3. The ocean contains traces of all chemical elements found on earth. The exceptional element is...
 - a. Salt
 - b. Sodium
 - c. Chloride
 - d. Mineral
4. What is the impact that emerged of the rising temperature in the ocean?
 - a. Shrinkage of the sea water
 - b. Water dissolution in ocean
 - c. Threaten delicate ocean life
5. The rising of water volume in ocean
 - a. Ocean acidification
 - b. The change of water volume
 - c. Water dissolution
 - d. The change of temperature
6. What is caused of the rising water temperature in the ocean?
 - a. The greenhouse affect
 - b. Discharging an explosive device to catch fish
 - c. Plastic trash
 - d. Discharging a chemical element to catch fish
 - e. Climate change for the world' ocean cause direct damage for the sea, except...
7. What is the impact of ocean acidification?
 - a. It is difficult for species like oyster, clams and corals to form shells or skeleton
 - b. Sea water pollution due to plastic compounds
 - c. Threatening the extinction of whales
 - d. Change the sea water temperature

8. What is the way to stop the damage in the ocean?
- Recycle the plastic
 - Fishing reasonable quantities
 - Reduce greenhouse gas emissions
 - Conserve marine animals
9. How many years the sea surface temperature has been consistently higher?
- During thirty years
 - During thirteen years
 - During three years
 - During thirty-three years
10. What is the conclusion of these native speaker explanation?
- Climate change is altering the ocean and threatening the extinction of marine creature.
 - Since 1993 the seas have been rising at a rate that's twice as fast as a long term.
 - The ocean has the serious problem that we need to solve
 - The ocean is a continuous body of salt water that surrounds the continents.

Section 2

In section 2, you will listen a dialog from the audio. Listen it carefully and then answer the question number 11-20. You will be asked to indicate whether the statements are true or false on your paper based on the audio that you have listened. Write "T" if the statement is true and "F" if the statement is false.

- 6 + 7 = $\frac{13}{20} \times 100 = \frac{130}{20} = 65$
- T Ants are the most competent farmers.
 - F Ants have been farming for 50 million years.
 - T The ants cut the leaves with incredible frequency.
 - F The ants drink the SAP and the leaves for energy.
 - F The ants are using the leaves to grow their home.
 - T How the gigantic leaf pieces away for human would be like carrying more than 600 pounds between the teeth.
 - T The ants clean the leaves and arranged them carefully in stacks.
 - F Leafcutter ants have best most complex division of labor of any ants.
 - T There are tiny worker ants that protect the colony.
 - F The ants are huge agricultural pests that working steadily at night.

UNIVERSITAS ISLAM NEGERI
ALAUDDIN
 MAKASSAR

Appendix 7

Sample of the First Video Test Filled Answer Sheet

80

TEST

LISTENING TEST

This test aims to get the data about your Listening Comprehension Skill. Before you answer, listen and watch the video clip and then answer the question number one until number ten. Do it without seeing others' answer. Your responses will be used for research, so you are expected to give answer honestly and according to your ability. Your exams will not be published without your approval. If you have difficulties in answering, please call your instructor.

NAME : NURUL AFIRAH
CLASS :
RPG NO. :

Section I

In section I, you will listen and watch short video clip about marine pollution, watch and pay attention to it. You will be asked to answer the multiple choices questions on your paper. The video only will be repeated once. After you listen the video, read the question about it, read the four possible answers and decide which one would be the best answer to the question you have read based on the video you have watched.

1. How many metric tons of plastic trash that enters the sea every year?
 - a. 8 billion
 - b. 8 million
 - c. 18 billion
 - d. 18 million
2. What happen of plastic trash in the ocean?
 - a. Its breaking down into smaller pieces ingested by species across the marine world
 - b. It is float and soluble in the sea
 - c. It is eroded and disappears by the chemical processes of seawater
 - d. Deceased and buried in the bottom of the ocean until processed into petroleum
3. What can we do to solve the plastic packaging problem?
 - a. Recover the plastic as a valuable plastic material
 - b. By raising the price of plastic bag
4. What is the ultimate goals of the new plastic economy?
 - a. To open the new job opportunities for the creative people to do recycle.
 - b. To help some finances
 - c. To design an economy where plastic packaging never becomes waste.
 - d. To design the interesting furniture made from plastic.
5. Plastic trash marine pollution also come from many sources. The environmental source is...
 - a. Industrial
 - b. Urban waste
 - c. Agriculture
 - d. Iron wreckage

6. What is the impact of industrial waste in the oceans?
- Destructive marine ecosystem
 - Decompose plastic waste
 - Boost sea water temperature causing the occurrence of flood landed
 - Causing the occurrence of flood landed
7. How many location dead zones caused of sustained pollution across the globe?
- 5 hundred location
 - 4 hundred location
 - 14 hundred location
 - 15 hundred location
8. There are many ways to manage the tourism pollution, except...
- By use the organic matter in the farm
 - By keep the soil health
 - Through change in major contributing systems like agriculture
 - By recycle the plastic bottle
9. What is the advantage of using the organic matter for the farm?
- It keeps phosphorus and nitrogen from leaching out the soil
 - Accelerate vegetable growth
 - It removes the pests
 - Beautify plants
10. What is the conclusion of video?
- The oceans are in an extraordinary case of marine pollution
 - 30 percent of ocean area are become dead zone
 - The marine pollution is come from many source and managing the marine ecosystem
 - Doing recycle is the way to save the ocean

Section 2

In section 2, you will listen and watch the video about animals documentary. You will be asked to indicate whether the statements are true or false on your paper based on the video that you have watched. Write "T" if the statement is true and "F" if the statement is false!

- T Monkeys have long been figures of rebellion and mischief in Chinese.
- F Tantai is the most mischievous monkeys on the mountain.
- F Taotao doesn't like doing adventure.
- F Taotao wasn't love his dead.
- T It is the first time of taotao sister has ever seen the snow fall.
- T Yaya is a giant Panda
- F The pandas are basically the same with monkey
- F The panda are not interested in stirring up trouble.
- T Yaya really like alone to eat and relax and scratch her body.
- T Mengzi is the new born of panda.

TEST

LISTENING TEST

This test aims to get the data about your Listening Comprehension Skill. Before you answer, listen and watch the video clip and then answer the question number one until number ten. Do it without seeing others' answer. Your responses will be used for research, so you are expected to give answer honestly and according to your ability. Your name will not be published without your approval. If you have difficulties in answering, please tell your instructor.

NAME : ARIANA SYAMSAL
 CLASS : PBT 3
 REG. NO. : 2019016041

Section 1

In section 1, you will listen and watch short video clip about marine pollution, watch and pay attention to it. You will be asked to answer the multiple choice questions on your paper. The video only will be repeated once. After you listen the video, read the question about it, read the four possible answers and decide which one would be the best answer to the question you have read based on the video you have watched.

- How many metric tons of plastic trash that enters the sea every year?
 - 1 billion
 - 3 million
 - 13 billion
 - 18 million
- What happens of plastic trash in the ocean?
 - It's breaking down into smaller pieces ingested by species across the marine world
 - It's float and wobble in the sea
 - It is crushed and disappears by the chemical processes of seawater
 - Drowned and buried in the bottom of the ocean until processed into petroleum
- What can we do to solve the plastic packaging problem?
 - Recover the plastic as a valuable plastic material
 - By raising the price of plastic bag
 - Stop the circulation of packaged foods
- Using the only firm tree made by wood
- What is the ultimate goals of the new plastic economy?
 - To open the new job opportunities for the creative people to do recycle
 - To help state finances
 - To design an economy where plastic packaging never becomes waste
 - To design the interesting furniture made from plastic
- Beside plastic trash marine pollution also come from many sources, the exceptional source is ...
 - Industrial
 - Urban waste
 - Agriculture
 - Iron Wreckage

UNIVERSITAS ISLAM NEGERI
 ALAUDDIN
 MAKASSAR

6. What is the impact of industrial waste in the oceans?
- a. Destructive marine ecosystem
 - b. Decompose plastic waste
 - c. Boost sea water temperature causing the occurrence of flood landed
 - d. Causing the occurrence of flood landed
7. How many location dead zones caused of sustained pollution across the globe?
- a. 5 hundred location
 - b. 6 hundred location
 - c. 14 hundred location
 - d. 12 hundred location
8. There are many ways to manage the nutrient pollution, except....
- a. By use the organic matter in the farm
 - b. By keep the soil healthy
 - c. Through change in major contributing systems like agriculture
 - d. By recycle the plastic bottle
9. What is the advantage of using the organic matter for the farm?
- a. It keeps phosphorus and nitrogen from leaching out the soil
 - b. Accelerate vegetable growth
 - c. It removes the pests
 - d. Beautify plants
10. What is the conclusion of video?
- a. The oceans are in an extraordinary case of marine pollution
 - b. 30 percent of ocean area see become dead zone
 - c. The marine pollution is come from many source and managing the marine ecosystem
 - d. Doing recycle is the way to save the ocean

Section 2

In section 2, you will listen and watch the video about animals documentary. You will be asked to indicate whether the statements are true or false on your paper based on the video that you have watched. Write "T" if the statement is true and "F" if the statement is false.

- 11. T Monkeys have long been figures of rebellion and mischief in Chinese.
- 12. T Taotao is the most mischievous monkeys on the mountain.
- 13. F Taotao doesn't like doing adventure.
- 14. F Taotao doesn't love his dead.
- 15. T It is the fortune of taotao bear has ever seen the snow fall.
- 16. T Yaya is a giant Panda.
- 17. F The pandas are basically the same with monkey.
- 18. T The pandas are not interested in stirring up trouble.
- 19. T Yaya really like stone to eat and seas and scratch her body.
- 20. T Maimai is the new born of panda.

TEST

LISTENING TEST

This test aims to get the data about your Listening Comprehension Skill. Before you answer, listen and watch the video clip and then answer the question number one until number ten. Do it without seeing others' answer. Your responses will be used for research, so you are expected to give answer honestly and according to your ability. Your name will not be published without your approval. If you have difficulties in answering, please tell your instructor.

NAME : Nurul Hafidha Elwanidani
 CLASS :
 REG. NO. :

Section I

In section I, you will listen and watch short video clip about marine pollution, watch and pay attention to it. You will be asked to answer the multiple choice questions on your paper. The video only will be repeated once. After you listen the video, read the question about it, read the four possible answers and decide which one would be the best answer to the question you have read based on the video you have watched.

- How many metric tons of plastic trash that enters the sea every year?
 - 5 billion
 - 5 million
 - 18 billion
 - 18 million
- What happens of plastic trash in the ocean?
 - It's breaking down into smaller pieces ingested by species across the marine world
 - It's float and washes in the sea
 - It is eroded and disappears by the chemical processes of seawater
 - Drowned and buried at the bottom of the ocean until processed into petroleum
- What can we do to solve the plastic packaging problem?
 - Recover the plastic into valuable plastic material
 - By raising the price of plastic bag
 - Stop the circulation of packaged goods
 - Using the only furniture made by wood
- What is the ultimate goals of the new plastic economy?
 - To open the new job opportunities for the entire people to do recycle.
 - To help solve financials
 - To design an economy where plastic packaging never becomes waste.
 - To design the interesting furniture made from plastic
- Beside plastic trash, marine pollution also come from many sources. The exceptions source is...
 - Industrial
 - Urban waste
 - Agriculture
 - Iron wrecks

6. What is the impact of industrial waste in the oceans?
- Destructive marine ecosystem
 - Decompose plastic waste
 - Boost sea water temperature causing the occurrence of flood landed
 - Causing the occurrence of flood landed
7. How many location dead zones caused of sustained pollution across the globe?
- 5 hundred location
 - 4 hundred location
 - 14 hundred location
 - 15 hundred location
8. There are many ways to manage the nutrient pollution, except...
- By use the organic matter in the farm
 - By keep the soil health
 - Trough change in major contributing systems like agriculture
 - By recycle the plastic bottle
9. What is the advantage of using the organic matter for the farm?
- It keeps phosphorus and nitrogen from leaching out the soil
 - Accelerate vegetable growth
 - It removes the pests
 - Beautify plants
10. What is the conclusion of video?
- The oceans are in an extraordinary case of marine pollution
 - 30 percent of ocean area are become dead zone
 - The marine pollution is come from many source and managing the marine ecosystem. Doing recycle is the way to save the ocean

Section 2

In section 2, you will listen and watch the video about animals documentary. You will be asked to indicate whether the statements are true or false on your paper based on the video that you have watched. Write "T" if the statement is true and "F" if the statement is false!

11. T Monkeys have long been figures of rebellion and mischief in Chinese.
12. T Taotao is the most mischievous monkeys on the mountain.
13. F Taotao doesn't like doing adventure.
14. F Taotao doesn't love his dad.
15. T It is the first time of taotao sister has ever seen the snow fall.
16. T Yaya is a giant Panda.
17. F The pandas are basically the same with monkey.
18. F The panda are not interested in starting up trouble.
19. T Yaya really like alone to eat and relax and scratch her body.
20. T Meimei is the new hero of panda.

Appendix 8

Sample of the Second Audio Test Filled Answer Sheet

(45)

TENT
LISTENING TEST

This test aims to get the data about your Listening Comprehension. Before you answer, listen carefully the dialog from the audio and then answer the questions number one until number twenty. The test is divided into three sections and consist of multiple choice, true false, and fill in the blank. Your responses will be used for research, so you are expected to give answer honestly and according to your ability. Your name will not be published without your approval. If you have difficulties in answering, please tell your instructor.

NAME : MORAL BELUKA
CLASS : PBI VI
REG. NO. : 2040116024

Section 1
In section 1, you will listen a dialog from the audio. The audio only will be repeated once. You will be asked to answer the multiple choices questions number 1- 10 on your paper.

1. Who is the name of the guest that coming to the show?
 a. Jeremy Mann
 b. Stephen Lym
 Logan Lerman
 d. Steve Carell

2. What film does that the guest playing right now?
 a. Indignation
 Furry
 c. Boys billionaire
 d. Blade Runner

3. What character did the guest play on the movie that known by people?
 Sam Carter from Boys billionaire movie
 Percy Jackson from Percy Jackson series movie
 c. David Iam from The Youth movie
 d. Jack Mest from Blade Runner movie

4. Who is the author of the film that he plays right now?
 a. William Evans
 b. Philip Roth
 Stephany Mulbert
 d. Lucy Clerk

5. Who is the actor that he works together on the Furry movie?
 Brad Pitt
 b. Jake Gyllenhaal
 c. Armie Hammer
 Taylor Lautner

6. Where the guest grow up?
 a. New York city
 Miami
 Los Angeles
 d. Chicago

UNIVERSITAS ISLAM NEGERI
ALAUDDIN
M A K A S S A R I

7. What does the character that he played on Fury movie?

- a. a nonconformist
 X ~~b. a murder~~
 c. an entrepreneur
 d. a student

9. What does the name of the character that the guest play on the movie right now?

- a. Roy Elberhardt
 ✓ ~~b. Marcus Mezzener~~
 c. William Evan
 d. Luke Chandler

8. What does the act that he tries to do with his partner Brad Pitt?

- a. little jerk
 b. a kindhearted boy
 X ~~c. rocky~~
 ✓ ~~d. friendly~~

10. Related to number 9. How is the character that he plays on the movie?

- a. smart guys, opinionated
 X ~~b. a psychopath~~
 c. intrepid, independently
 d. slacker, previsibility

Section 2

In section 2, you will listen a dialog from the audio. Listen it carefully and then answer the question number 11-20. You will be asked to indicate whether the statements are true or false on your paper based on the audio that you have listened. Write "T" if the statement is true and "F" if the statement is false!

✓ 11. T Jennifer is the cover of the Hillary Clinton' new book.

X 12. F She was surprising became a cover of the book.

✓ 13. F Jennifer feels very upset of the cover looks like.

✓ 14. T Jennifer need to wash her hair six time after the photoshoot.

X 15. F She done the photoshoot with the horse.

✓ 16. T Jennifer grew up with horses

✓ 17. T Bone was one of Jennifer' horse

✓ 18. T Jennifer is a cheerleader when she was young.

X 19. F She was at a cheerleading competition when she knows one of her horse dead.

X 20. F Jennifer' nephew is three years old

$$3 + 6 = \frac{9}{10} \times 100 = \frac{90}{10} = 9$$

45

UNIVERSITAS ISLAM NEGERI

ALAUDDIN

MAKASSAR

(60)

TEST
LISTENING TEST

This test aims to get the data about your Listening Comprehension. Before you answer, listen carefully the dialog from the audio and then answer the questions number one until number twenty. The test is divided into three sections and consist of multiple choice, true false, and fill in the blank. Your responses will be used for research, so you are expected to give answer honestly and according to your ability. Your name will not be published without your approval. If you have difficulties in answering, please tell your instructor.

NAME : ARNITA SUNGART
CLASS : PM 1
REG NO. : 20190116045

Section 1

In section 1, you will listen a dialog from the audio. The audio only will be repeated once. You will be asked to answer the multiple choices questions number 1- 10 on your paper.

1. Who is the name of the guest that coming to the show?
 - a. Jeremy Mann
 - b. Stephen Lym
 - c. Logan Lerman
 - d. Steve Carell
2. What film does that the guest playing right now?
 - a. Indignation
 - b. Fury
 - c. Boys billionaire
 - d. Blade Runner
3. What character did the guest play on the movie that known by people?
 - a. Sam Carter from Boys billionaire movie
 - b. Percy Jackson from Percy Jackson series movie
 - c. David Lam from The Youth movie
 - d. Jack Miest from Blade Runner movie
4. Who is the author of the film that he plays right now?
 - a. William Evans
 - b. Philip Roth
 - c. Stephany Malbert
 - d. Lucy Clerk
5. Who is the actor that he works together on the Fury movie?
 - a. Brad Pitt
 - b. Jake Gyllenhaal
 - c. Anne Hammer
 - d. Taylor Lautner
6. Where the guest grow up?
 - a. New York city
 - b. Miami
 - c. Los Angeles
 - d. Chicago

7. What does the character that he played on Fury movie?
 a. a nonconformist
 b. a murderer
 c. an entrepreneur
 d. a student
8. What does the act that he tries to do with his partner Brad Pitt?
 a. little jerk
 b. a kindhearted boy
 c. cocky
 d. friendly
9. What does the name of the character that the guest play on the movie right now?
 a. Roy Eberhard
 b. Marcus Mezzener
 c. William Ewan
 d. Luke Chandler
10. Related to number 9. How is the character that he plays on the movie?
 a. smart guys, opinionated
 b. a psychopath
 c. intrepid, independently
 d. slacker, peevishness

Section 2

In section 2, you will listen a dialog from the audio. Listen it carefully and then answer the question number 11-20. You will be asked to indicate whether the statements are true or false on your paper based on the audio that you have listened. Write "T" if the statement is true and "F" if the statement is false.

11. T Jennifer is the cover of the Hillary Clinton' new book.
12. F She was surprising become a cover of the book.
13. T Jennifer feels very upset of the cover looks like.
14. T Jennifer need to wash her hair six time after the photo shoot.
15. T She close the photo shoot with the horse.
16. T Jennifer grew up with horses.
17. F Bone was one of Jennifer' horse.
18. T Jennifer is a cheerleader when she was young.
19. T She was at a cheerleading competition when she knows one of her horse deal.
20. F Jennifer' nephew is three years old.

80

TEST
LISTENING TEST

This test aims to get the data about your Listening Comprehension. Before you answer, listen carefully the dialog from the audio and then answer the questions number one until number twenty. The test is divided into three sections and consist of multiple choice, true false, and fill in the blank. Your responses will be used for research, so you are expected to give answer honestly and according to your ability. Your name will not be published without your approval. If you have difficulties in answering, please tell your instructor.

NAME : Nurul Hafidah Ramadhani
CLASS : PGK 5
REG. NO. : 1040206688

Section 1

In section 1, you will listen a dialog from the audio. The audio only will be repeated once. You will be asked to answer the multiple choices questions number 1- 10 on your paper.

1. Who is the name of the guest that coming to the show?
 - a. Jeremy Mann
 - b. Stephen Lynn
 - c. Logan Lerman
 - d. Steve Carell
2. What film does that the guest playing right now?
 - a. Indignation
 - b. Furry
 - c. Boys billionsire
 - d. Blade Runner
3. What character did the guest play on the movie that known by people?
 - a. Sam Couster from Boys billionsire movie
 - b. Percy Jackson from Percy Jackson series movie
 - c. David Lam from The Youth movie
 - d. Jack Mierz from Blade Runner movie
4. Who is the author of the film that he plays right now?
 - a. William Evans
 - b. Philip Roth
 - c. Stephany Malbert
 - d. Lucy Clark
5. Who is the actor that he works together on the Furry movie?
 - a. Brad Pitt
 - b. Jake Gyllenhaal
 - c. Arnie Hammer
 - d. Taylor Lautner
6. Where the guest grow up?
 - a. New York city
 - b. Miami
 - c. Los Angeles
 - d. Chicago

7. What does the character that he played on Fury movie?
 a. a neoconformist
 b. a murderer
 c. an entrepreneur
 d. a student

9. What does the name of the character that the guest play on the movie right now?
 a. Roy Eberhardt
 b. Marcus Meszener
 c. William Evan
 d. Luke Chandler

8. What does the act that he tries to do with his partner Brad Pitt?
 a. little jerk
 b. a kindhearted boy
 c. cocky
 d. friendly

10. Related to number 9. How is the character that he plays on the movie?
 a. smart guys, egomaniac
 b. a psychopath
 c. incorrupt, independently
 d. sluggish, peevishness

Section 2

In section 2, you will listen a dialog from the audio. Listen it carefully and then answer the question number 11-20. You will be asked to indicate whether the statements are true or false on your paper based on the audio that you have listened. Write "T" if the statement is true and "F" if the statement is false!

11. T Jennifer is the cover of the Hillary Clinton's new book.

12. T She was surprising become a cover of the book.

13. F Jennifer feels very upset of the cover looks like.

14. T Jennifer need to wash her hair six time after the photoshoot.

15. T She done the photoshoot with the horse.

16. T Jennifer grow up with horses.

17. T Bone was one of Jennifer's horse.

18. T Jennifer is a cheerleader when she was young.

19. T She was at a cheerleading competition when she knows one of her horse dead.

20. T Jennifer's nephew is three years old.

Appendix 9

Sample of the Second Video Test Filled Answer Sheet

75

TEST
LISTENING TEST

This test aims to get the data about your Listening Comprehension. Before you answer, listen and watch the video clip and then answer the question number one until number twenty. Do it without seeing others' answer. Your responses will be used for research, so you are expected to give answer honestly and according to your ability. Your name will not be published without your approval. If you have difficulties in answering, please tell your instructor.

NAME : Nurul Rifka
CLASS : VIII 1
REG. NO. : 2009000026

Section 1

In section 1, you will listen and watch short video clip about talkshow conversation, watch and pay attention to it. You will be asked to answer the multiple choices questions on your paper. The video only will be repeated once. After you listen the video, read the question about it, read the four possible answers and decide which one would be the best answer to the question you have read based on the video you have watched.

- Who is the name of little girl that became a queen on the show?
 - Keyle
 - Israel
 - Auro
 - Mandel
- Where do the guests come from?
 - California
 - Kentucky
 - Mississippi
 - Georgia
- How old is the little girl?
 - 5 years old
 - 2 years old
 - 4 years old
 - 3 years old
- What did the little girl like to learn about?
 - the name of the day
 - the periodic table
 - the name of the galaxy
 - the table of lines
- When did she start to learn it?
 - in August
 - in January
 - in April
 - in March
- How long has been the little girl learnt about it?
 - it has been 4 month
 - it has been 5 month
 - it has been 6 month
 - it has been 2 month

7. Why is Barack Obama her favorite president?
- because she has been invited by him in white house
 - because she admires him
 - because he was President when she was born
 - because he likes to play with children
8. What is the name of her dog?
- Mae
 - Beck
 - Nessy
 - Lily
9. What does the doggy's name stand for?
- It is the stand for the element of Copernicium.
 - It is the stand for the name of color
 - It is the stand for the name of Helium
 - It is the stand for the name of movie
10. what does the Mac give it to the little girl?
- a little station
 - a doll
 - the purple piggy
 - a small wardrobe

Section 2

In section 2, you will listen and watch the video clip about talkshow conversation. You will be asked to indicate whether the statements are true or false on your paper based on the video that you have watched. Write "T" if the statement is true and "F" if the statement is false!

- T The Guest singing two song on the show.
- T Taylor Swift take three years to make the Album.
- F Taylor Swift is not very excited about her new album.
- F The Music at that Shake it off is such a mellow song.
- T Out of the wood is one of song in Taylor's new album.
- T Taylor invite many fans to her house.
- T The photoshoot was done after she fall down in some water.
- F Taylor choose the fans who she invited to her house from the internet.
- F There are 89 people from LA that Taylor invited to her house.
- T Taylor's spend an hours together with her fans in her house.

50

TEST
LISTENING TEST

This test aims to get the data about your Listening Comprehension. Before you answer, listen and watch the video clip and then answer the question number one until number twenty. Do it without seeing others' answer. Your responses will be used for research, so you are expected to give answer honestly and according to your ability. Your name will not be published without your approval. If you have difficulties in answering, please tell your instructor.

NAME : **AFNINA SUMARTI**
CLASS : **PM 3**
REG. NO. : **2040016045**

Section 1

In section 1, you will listen and watch short video clip about talkshow conversation, watch and pay attention to it. You will be asked to answer the multiple choices questions on your paper. The video only will be repeated once. After you listen the video, read the question about it, read the four possible answers and decide which one would be the best answer to the question you have read based on the video you have watched.

1. Who is the name of little girl that became a guest on the show?
 - a. Keyla
 - b. Briel
 - c. Alred
 - d. Maachel
2. Where do the guests come from?
 - a. California
 - b. Kentucky
 - c. Mississippi
 - d. Georgia
3. How old is the little girl?
 - a. 5 years old
 - b. 2 years old
 - c. 4 years old
 - d. 3 years old
4. What did the little girl like to learn about?
 - a. the name of the day
 - b. the periodic table
 - c. the name of the galaxy
 - d. the table of times
5. When did she start to learn it?
 - a. in August
 - b. in January
 - c. in April
 - d. in March
6. How long has been the little girl learnt about it?
 - a. it has been 4 month
 - b. it has been 5 month
 - c. it has been 6 month
 - d. it has been 3 month

7. Why is Barack Obama her favorite president?
- a. because she has been invited by him in white house
- b. because she admires him
- c. because he was President when she was born
- d. because he likes to play with children
8. What is the name of her dog?
- a. Nici
- b. Feci
- c. Nussy
- d. Licy
9. What does the doggy' name stand for?
- a. It is the stand for the element of Copernicium.
- b. It is the stand for the name of color
- c. It is the stand for the name of Helium
- d. It is the stand for the name of movie
10. what does the Mc give it to the little girl?
- a. a little station
- b. a doll
- c. the purple piano
- d. a small wardrobe

Section 2

In section 2, you will listen and watch the video clip about talkshow conversation. You will be asked to indicate whether the statements are true or false on your paper based on the video that you have watched. Write "T" if the statement is true and "F" if the statement is false!

11. T The Guest singing two song on the show.
12. T Taylor Swift take three years to make the Album.
13. T Taylor Swift is not very excited about her new album.
14. F The Mc said that Shake It off is such a mellow song.
15. F Our of the wood is one of song in taylor' new album.
16. T Taylor invite many fans to her house.
17. F The photoshoot was done after she fall down in some water.
18. F Taylor choose the fans who she invited to her house from the internet.
19. T There are 89 people from LA that Taylor invited to her house.
20. T Taylor's spend an hours together with her fans in her house.

95

TEST
LISTENING TEST

This test aims to get the data about your Listening Comprehension. Before you answer, listen and watch the video clip and then answer the question number one until number twenty. Do it without seeing others' answer. Your responses will be used for research, so you are expected to give answer honestly and according to your ability. Your name will not be published without your approval. If you have difficulties in answering, please tell your instructor.

NAME : Nurulafiah Roswandi
CLASS : PGIC
REG. NO. : 2042016080

Section 1

In section 1, you will listen and watch short video clip about talkshow conversation, watch and pay attention to it. You will be asked to answer the multiple choice questions on your paper. The video only will be repeated once. After you listen the video, read the question about it, read the four possible answers and decide which one would be the best answer in the question you have read based on the video you have watched.

1. Who is the name of little girl that became a guest on the show?
 - a. Keyla
 - b. Brid
 - c. Aurel
 - d. Maschal
2. Where do the guests come from?
 - a. California
 - b. Kentucky
 - c. Mississippi
 - d. Georgia
3. How old is the little girl?
 - a. 5 years old
 - b. 2 years old
 - c. 4 years old
 - d. 3 years old
4. What did the little girl like to learn about?
 - a. the name of the day
 - b. the periodic table
 - c. the name of the galaxy
 - d. the table of times
5. When did she start to learn it?
 - a. in August
 - b. in January
 - c. in April
 - d. in March
6. How long has been the little girl learnt about it?
 - a. it has been 4 month
 - b. it has been 3 month
 - c. it has been 6 month
 - d. it has been 3 month

7. Why is Barack Obama her favorite president?

- a. because she has been invited by him in white house
- ✓ b. because she admires him
- ✓ c. because he was President when she was born
- d. because he likes to play with children

8. What is the name of her dog?

- ✓ a. Nici
- ✓ b. Kiki
- c. Nessy
- d. Lucy

9. What does the doggy' name stand for?

- ✓ a. It is the stand for the element of Copernacium
- ✓ b. It is the stand for the name of color
- c. It is the stand for the name of Helium
- d. It is the stand for the name of movie

10. what does the Mc give it to the little girl?

- ✓ a. a little station
- ✓ b. a doll
- c. the purple piano
- d. a small wardrobe

Section 2

In section 2, you will listen and watch the video clip about talkshow conversation. You will be asked to indicate whether the statements are true or false on your paper based on the video that you have watched. Write "T" if the statement is true and "F" if the statement is false:

- $8 + 10 = 18 = 90$
- ✓ 11. F The Clues singing two song on the show.
 - ✓ 12. T Taylor Swift take three years to make the Album.
 - ✓ 13. F Taylor Swift is not very excited about her new album.
 - ✓ 14. F The Mc said that Shake it off is such a melow song.
 - ✓ 15. T One of the wood is one of song in Taylor' new album.
 - ✓ 16. T Taylor invite many fans to her house.
 - ✓ 17. T The photo shoot was done after she fell down in some water.
 - ✓ 18. T Taylor choose the fans who she invited to her house from the internet.
 - ✓ 19. T There are 80 people from LA that Taylor invited to her house.
 - ✓ 20. T Taylor's spend an hours together with her fans in her house.

MAKASSAR

Appendix 10

Sample of Filled Questionnaire Sheet

QUESTIONNAIRE

NAME: FURUL AFKA
 CLASS: PBI 11
 REG. NO. : 2040011014

Instruction: Put a checklist (x) on your answer! You may only give one response to each question.

Information: SA = Strongly Agree
 A = Agree
 N = Neutral
 D = Disagree
 SD = Strongly Disagree

NO.	QUESTIONS	RESPONSES				
		SA	A	N	D	SD
1.	Video is a media that can get your attention in listening comprehension process. Video adalah media yang dapat menarik perhatian Anda dalam proses listening comprehension.		✓			
2.	Audio is a media that can get your attention in listening comprehension process. Audio adalah media yang dapat menarik perhatian Anda dalam proses listening comprehension.	✓				
3.	The visual aspect from the video really help you in understand the meaning of the speaker's utterance on listening comprehension process. Aspek visual dari video sangat membantu Anda memahami ucapan pembicara dalam proses listening comprehension.		✓			
4.	The audio media doesn't content visual aspect but it really helps you to understand the meaning of the speaker's utterance on listening comprehension process. Media audio tidak memiliki aspek visual tetapi sangat membantu Anda memahami ucapan pembicara dalam proses listening comprehension.		✓			
5.	Do you disturbed by visual aspect in understanding the utterance of the video? Apakah Anda terganggu oleh aspek visual dalam memahami ucapan dari video?				✓	
6.	It is easy to understand the situation in the video by look at the visual aspect such as gesture and expression. *for examples: nod, agree, etc. Mudah untuk memahami situasi dalam video dengan melihat aspek visual seperti isyarat dan ekspresi. *contoh: situasi marah, setuju, dll.	✓				
7.	It is easy to understand the situation in the audio even without the visual aspect. Mudah untuk memahami situasi dalam audio bahkan tanpa aspek visual.		✓			

8.	You can understand the meaning of sentences in video dialogue based on the stressed and intonation. (Example: using intonation to express shock and question, etc.) Anda dapat memahami arti kalimat dalam dialog video berdasarkan intonasi. (Contoh: naik intonasi untuk ekspresi terkejut dan bertanya, dll.)	✓				
9.	You can understand the meaning of sentence in audio dialog based on the stressed and intonation. (Example: using intonation to express shock and question, etc.) Anda dapat memahami arti kalimat dalam dialog audio berdasarkan intonasi. (Contoh: naik intonasi untuk ekspresi terkejut dan bertanya, dll.)	✓				
10.	Is the speaker accent on video difficult for you on listening comprehension process? Accent such as American and British. Apakah accent dari pembicara dari video sulit untuk Anda dalam proses listening comprehension?			✓		
11.	Is the speaker accent on audio difficult for you on listening comprehension process? Accent such as American and British. Apakah accent dari pembicara dari audio sulit untuk Anda dalam proses listening comprehension?			✓		
12.	Is the speech rate of the speaker from video difficult for you on listening comprehension process? Apakah kecepatan berbicara dan pembicara di video sulit untuk Anda dalam proses listening comprehension.			✓		
13.	Is the speech rate of the speaker from audio difficult for you on listening comprehension process? Apakah kecepatan berbicara dan pembicara di Audio sulit untuk Anda dalam proses listening comprehension.			✓		
14.	Is the topic of listening material in the first test difficult to do the listening comprehension? Apakah materi pembahasan pada tes pertama sulit untuk melakukan listening comprehension? (The topic: documentary about natural damage and animals)				✓	
15.	Is the topic of listening material in the second test difficult to do the listening comprehension? Apakah materi pembahasan pada tes kedua sulit untuk melakukan listening comprehension? (The topic: school administration)				✓	
16.	Is there so much word that you don't know the meaning from video material? Apakah ada banyak kata yang tidak Anda ketahui maknanya dari material video?					✓

7.	Is there so much word that you don't know the meaning from audio material? Apakah ada banyak kata yang tidak Anda ketahui maknanya dari material audio?		✓			
8.	Video media motivate me to do more listening outside the classroom. Media video memotivasi saya untuk melakukan listening di luar kelas.			✓		
9.	Audio media motivate me to do more listening outside the classroom. Media Audio memotivasi saya untuk melakukan listening di luar kelas.			✓		
10.	I prefer using video media to add the English vocabulary which I need in listening process. Saya lebih suka menggunakan media video untuk menambah kosakata Bahasa Inggris yang diperlukan dalam proses mendengarkan.	✓				
11.	I prefer using audio media to add the English vocabulary which I need in listening process. Saya lebih suka menggunakan media audio untuk menambah kosakata Bahasa Inggris yang diperlukan dalam proses mendengarkan.		✓			
22.	I am interested in learning English (listening comprehension) if the lecture uses video as teaching media. Saya menyukai belajar Bahasa Inggris (listening comprehension) jika dosen menggunakan video sebagai media pembelajaran.				✓	
23.	I am interested in learning English if the lecture uses audio as teaching media. Saya menyukai belajar Bahasa Inggris (listening comprehension) jika dosen menggunakan audio sebagai media pembelajaran.				✓	



QUESTIONNAIRE

NAME : ANJALA SUMARDI

CLASS: PA 2

REG. NO. : 1209016053

Instruction: Put a checklist (✓) on your answer! You may only give one response to each question.

Information: SA = Strongly Agree

A = Agree

N = Neutral

D = Disagree

SD = Strongly Disagree

NO.	QUESTIONS	RESPONSES				
		SA	A	N	D	SD
1.	Video is a media that can get your attention in listening comprehension process. Video adalah media yang dapat menarik perhatian Anda dalam proses listening comprehension.		✓			
2.	Audio is a media that can get your attention in listening comprehension process. Audio adalah media yang dapat menarik perhatian Anda dalam proses listening comprehension.		✓			
3.	The visual aspect from the video really help you to understand the meaning of the speaker's utterance on listening comprehension process. Aspek visual dari video sangat membantu Anda memahami ucapan pembicara dalam proses listening comprehension.		✓			
4.	The audio media doesn't contain visual aspect but it really helps you to understand the meaning of the speaker's utterance on listening comprehension process. Media audio tidak memiliki aspek visual tetapi sangat membantu Anda memahami ucapan pembicara dalam proses listening comprehension.				✓	
5.	Do you disturbed by visual aspect in understanding the utterance of the video? Apakah Anda terganggu oleh aspek visual dalam memahami ucapan dari video?				✓	
6.	It is easy to understand the situation in the video by look at the visual aspect such as gesture and expression. *For examples mad, agree, etc. Mudah untuk memahami situasi dalam video dengan melihat aspek visual seperti isyarat dan ekspresi. *Contoh situasi marah, setuju, dll.		✓			
7.	It is easy to understand the situation in the audio even without the visual aspect. Mudah untuk memahami situasi dalam audio bahkan tanpa aspek visual.			✓		

8.	You can understand the meaning of sentences in video dialogue based on the stressed and intonation. (Example: rising intonation to express shock and question, etc.) Anda dapat memahami arti kalimat dalam dialog video berdasarkan intonasi. (Contoh: naik intonasi untuk ekspresi terkejut dan bertanya, dll.)	✓				
9.	You can understand the meaning of sentence in audio dialog based on the stressed and intonation. (Example: rising intonation to express shock and question, etc.) Anda dapat memahami arti kalimat dalam dialog audio berdasarkan intonasi. (Contoh: naik intonasi untuk ekspresi terkejut dan bertanya, dll.)	✓				
10.	Is the speaker accent on video difficult for you on listening comprehension process? Accent such as American and British. Apakah accent dari pembicara dari video sulit untuk Anda dalam proses listening comprehension?		✓			
11.	Is the speaker accent on audio difficult for you on listening comprehension process? Accent such as American and British. Apakah accent dari pembicara dari audio sulit untuk Anda dalam proses listening comprehension?		✓			
12.	Is the speech rate of the speaker from video difficult for you on listening comprehension process? Apakah kecepatan berbicara dari pembicara di video sulit untuk Anda dalam proses listening comprehension.	✓				
13.	Is the speech rate of the speaker from audio difficult for you on listening comprehension process? Apakah kecepatan berbicara dari pembicara di Audio sulit untuk Anda dalam proses listening comprehension.	✓				
14.	Is the topic of listening material in the first test difficult to do the listening comprehension? Apakah materi pembahasan pada tes pertama sulit untuk melakukan listening comprehension? (The topic: documentary about natural damage and animals)			✓		
15.	Is the topic of listening material in the second test difficult to do the listening comprehension? Apakah materi pembahasan pada tes kedua sulit untuk melakukan listening comprehension? (The topic: talkshow conversation)			✓		
16.	Is there so much word that you don't know the meaning from video material? Apakah ada banyak kata yang tidak Anda ketahui maknanya dari material video?	✓				

17.	Is there so much word that you don't know the meaning from audio material? Apakah ada banyak kata yang tidak Anda ketahui maknanya dari material audio?		✓			
18.	Video media motivate me to do more listening outside the classroom. Media video memotivasi saya untuk melakukan listening di luar kelas.		✓			
19.	Audio media motivate me to do more listening outside the classroom. Media Audio memotivasi saya untuk melakukan listening di luar kelas.		✓			
20.	I prefer using video media to add the English vocabulary which I need in listening process. Saya lebih suka menggunakan media video untuk menambah kosakata Bahasa Inggris yang diperlukan dalam proses mendengarkan.			✓		
21.	I prefer using audio media to add the English vocabulary which I need in listening process. Saya lebih suka menggunakan media audio untuk menambah kosakata Bahasa Inggris yang diperlukan dalam proses mendengarkan.			✓		
22.	I am interested in learning English (listening comprehension) if the lecture uses video as teaching media. Saya menyukai belajar Bahasa Inggris (listening comprehension) jika dosen menggunakan video sebagai media pembelajaran.		✓			
23.	I am interested in learning English if the lecture uses audio as teaching media. Saya menyukai belajar Bahasa Inggris (listening comprehension) jika dosen menggunakan audio sebagai media pembelajaran.		✓			

(21)

QUESTIONNAIRE

NAME: Nurulhafidh Ramadani

CLASS: PG18

REG. NO. : 20400116086

Instruction: Put a checklist (✓) on your answer! You may only give one response to each question.

Information: SA = Strongly Agree

A = Agree

N = Neutral

D = Disagree

SD = Strongly Disagree

NO.	QUESTIONS	RESPONSES				
		SA	A	N	D	SD
1.	Video is a media that can get your attention in listening comprehension process. Video adalah media yang dapat menarik perhatian Anda dalam proses listening comprehension.	✓				
2.	Audio is a media that can get your attention in listening comprehension process. Audio adalah media yang dapat menarik perhatian Anda dalam proses listening comprehension.					✓
3.	The visual aspect from the video really help you to understand the meaning of the speaker's utterance in listening comprehension process. Aspek visual dari video sangat membantu Anda memahami ucapan pembicara dalam proses listening comprehension.	✓				
4.	The audio media doesn't content visual aspect but it really helps you to understand the meaning of the speaker's utterance in listening comprehension process. Media audio tidak memiliki aspek visual tetapi sangat membantu Anda memahami ucapan pembicara dalam proses listening comprehension.				✓	
5.	Do you disturbed by visual aspect in understanding the utterance of the video? Apakah Anda terganggu oleh aspek visual dalam memahami ucapan dari video?		✗		✓	
6.	It is easy to understand the situation in the video by look at the visual aspect such as gesture and expression. *for examples mad, agree, etc. Mudah untuk memahami situasi dalam video dengan melihat aspek visual seperti isyarat dan ekspresi. * contoh situasi marah, setuju, dll.	✓				
7.	It is easy to understand the situation in the audio even without the visual aspect. Mudah untuk memahami situasi dalam audio bahkan tanpa aspek visual			✓		

8.	You can understand the meaning of sentences in video dialog based on the stressed and intonation. (Example: rising intonation to express shock and question, etc.) Anda dapat memahami arti kalimat dalam dialog video berdasarkan intonasi. (Contoh: naik intonasi untuk ekspresi terkejut dan bertanya, dll.)	✓				
9.	You can understand the meaning of sentence in audio dialog based on the stressed and intonation. (Example: rising intonation to express shock and question, etc.) Anda dapat memahami arti kalimat dalam dialog audio berdasarkan intonasi. (Contoh: naik intonasi untuk ekspresi terkejut dan bertanya, dll.)	✓				
10.	Is the speaker accent on video difficult for you on listening comprehension process? Accent such as American and British. Apakah accent dari pembicara dari video sulit untuk Anda dalam proses listening comprehension?		✗	✓		
11.	Is the speaker accent on audio difficult for you on listening comprehension process? Accent such as American and British. Apakah accent dari pembicara dari audio sulit untuk Anda dalam proses listening comprehension?	✓				
12.	Is the speech rate of the speaker from video difficult for you on listening comprehension process? Apakah kecepatan berbicara dari pembicara di video sulit untuk Anda dalam proses listening comprehension.	✓				
13.	Is the speech rate of the speaker from audio difficult for you on listening comprehension process? Apakah kecepatan berbicara dari pembicara di audio sulit untuk Anda dalam proses listening comprehension.	✓				
14.	Is the topic of listening material in the first test difficult to do the listening comprehension? Apakah materi pembahasan pada tes pertama sulit untuk melakukan listening comprehension? (The topic: documentary about natural damage and animals)			✓		
15.	Is the topic of listening material in the second test difficult to do the listening comprehension? Apakah materi pembahasan pada tes kedua sulit untuk melakukan listening comprehension? (The topic: talkshow conversation)			✓		
16.	Is there so much word that you don't know the meaning from video material? Apakah ada banyak kata yang tidak Anda ketahui maknanya dari material video?			✓		

	Is there so much word that you don't know the meaning from audio material? Apakah ada banyak kata yang tidak Anda ketahui maknanya dan material audio?		✓			
1.	Video media motivate me to do more listening outside the classroom. Media video memotivasi saya untuk melakukan listening di luar kelas.				✓	
2.	Audio media motivate me to do more listening outside the classroom. Media Audio memotivasi saya untuk melakukan listening di luar kelas.					✓
3.	I prefer using video media to add the English vocabulary which I need in listening process. Saya lebih suka menggunakan media video untuk menambah kosakata Bahasa Inggris yang diperlukan dalam proses mendengarkan.	✓				
4.	I prefer using audio media to add the English vocabulary which I need in listening process. Saya lebih suka menggunakan media audio untuk menambah kosakata Bahasa Inggris yang diperlukan dalam proses mendengarkan.			✓		
12.	I am interested in learning English (listening comprehension) if the lecture uses video as teaching media. Saya menyukai belajar Bahasa Inggris (listening comprehension) jika dosen menggunakan video sebagai media pembelajaran.	✓				
23.	I am interested in learning English if the lecture uses audio as teaching media. Saya menyukai belajar Bahasa Inggris (listening comprehension) jika dosen menggunakan audio sebagai media pembelajaran.		✓			

Respondent	Score per item number																							Total
	1	2	3	4	5	6	7	8	9	10	11	12	13	14	15	16	17	18	19	20	21	22	23	
1	4	5	4	4	2	5	4	5	4	3	3	4	4	3	4	4	4	3	3	5	4	5	5	91
2	5	4	5	2	1	4	2	5	5	3	3	2	2	2	3	4	2	5	4	5	2	5	4	79
3	5	5	5	2	3	5	3	3	3	3	3	4	4	3	4	5	5	4	4	4	4	4	3	88
4	5	4	4	4	1	3	3	4	5	3	2	4	1	3	3	1	2	5	4	5	5	5	5	81
5	5	4	4	4	2	1	3	5	5	2	2	4	4	4	1	2	2	4	4	4	4	5	5	80
6	5	5	4	3	3	5	4	5	5	5	5	5	5	3	2	3	3	5	5	4	5	5	5	99
7	4	4	5	3	3	4	4	4	5	2	2	3	4	2	3	2	3	4	3	4	3	5	4	80
8	5	4	4	4	1	3	3	3	3	3	3	4	4	4	3	3	3	5	4	5	3	5	3	82
9	4	5	3	5	2	5	2	5	4	4	4	3	3	2	1	2	4	4	4	1	5	2	5	79
10	5	4	4	3	1	4	3	3	4	4	4	5	5	3	3	4	4	5	4	5	4	5	3	89
11	4	4	4	2	2	5	3	5	5	4	4	5	5	3	4	4	4	4	4	3	3	4	4	89
12	3	4	2	4	4	4	4	3	4	5	4	5	5	4	4	5	5	4	4	4	4	4	4	93
13	5	4	5	5	3	5	2	4	4	3	4	4	4	3	3	4	4	5	5	4	4	4	4	92
14	3	5	4	4	3	5	2	5	5	3	3	4	3	4	3	4	4	5	5	5	5	5	5	94
15	3	5	3	4	4	4	3	3	3	5	5	5	5	3	3	4	4	5	4	5	5	4	5	94
16	5	5	4	3	4	5	5	1	1	1	4	4	5	5	4	5	5	5	5	4	4	4	5	90
17	5	4	5	4	3	5	3	3	3	4	3	3	3	5	3	4	5	4	4	4	4	4	3	87
18	4	4	3	4	3	4	3	3	3	2	2	4	4	3	4	4	4	3	3	2	4	3	3	76
19	4	4	4	3	2	4	3	4	4	3	3	4	4	3	3	3	3	4	4	4	3	4	3	80
20	5	4	5	3	2	5	3	3	3	3	3	4	4	3	2	5	5	5	4	4	4	5	3	87
21	5	1	5	2	2	5	3	5	5	3	4	5	5	3	3	3	4	2	1	5	3	5	3	82
22	5	5	3	4	2	4	5	5	5	4	4	5	4	5	3	2	1	3	3	4	5	5	5	91
23	3	3	5	3	2	5	2	4	3	2	2	5	5	4	4	5	5	5	2	5	2	5	3	84
24	5	3	5	4	2	5	3	3	4	2	3	2	2	4	2	3	2	5	4	5	4	5	5	82
25	5	5	5	2	4	5	3	5	3	3	3	5	5	5	3	5	5	4	4	4	4	4	3	94
26	5	3	5	4	2	5	3	4	5	4	4	5	5	4	2	3	3	5	5	4	4	5	5	95
27	5	2	5	2	1	4	2	3	3	3	4	4	5	4	1	3	4	5	2	5	3	5	4	79
28	5	4	4	3	2	5	3	3	3	3	3	4	4	4	2	3	3	5	4	5	4	5	3	84
29	4	3	3	2	2	5	2	3	3	3	3	4	5	4	3	3	3	4	4	4	3	4	3	77
30	5	4	5	3	1	5	3	5	4	3	4	4	5	3	3	3	3	4	4	5	4	5	3	88
Total	135	120	126	99	69	133	91	116	116	95	100	123	123	105	86	105	108	130	114	128	115	135	114	2586

Appendix 11
Questionnaire score

Appendix 12
Video score in the First Test

Respondent	Listening comprehension score
1	80
2	50
3	70
4	60
5	75
6	85
7	80
8	65
9	85
10	70
11	85
12	65
13	75
14	75
15	80
16	75
17	55
18	50
19	65
20	70
21	70
22	80
23	40
24	70
25	55
26	75
27	75
28	50
29	75
30	75
Total	2080
Average	69.33
Min	40
Max	85

Appendix 13
Audio score in the First Test

Respondent	Listening comprehension score
1	75
2	70
3	60
4	65
5	90
6	85
7	85
8	75
9	80
10	65
11	60
12	75
13	65
14	65
15	65
16	65
17	55
18	50
19	40
20	70
21	90
22	85
23	50
24	80
25	75
26	90
27	90
28	75
29	90
30	85
Total	1730
Average	57.66
Min	35
Max	75

Appendix 14
Video score in second test

Respondent	Listening comprehension score
1	75
2	70
3	60
4	65
5	90
6	85
7	85
8	75
9	80
10	65
11	60
12	75
13	65
14	65
15	65
16	65
17	55
18	50
19	40
20	70
21	90
22	85
23	50
24	80
25	75
26	90
27	90
28	75
29	90
30	85
Total	2170
Average	72.33
Min	40
Max	90

Appendix 15
Audio score in the Second Test

Respondent	Listening comprehension score
1	45
2	70
3	55
4	50
5	80
6	85
7	80
8	70
9	80
10	50
11	60
12	75
13	80
14	75
15	75
16	50
17	50
18	70
19	35
20	65
21	80
22	80
23	45
24	75
25	60
26	80
27	85
28	70
29	75
30	80
Total	2030
Average	67.66
Min	35
Max	85

Appendix 16
The First t-Test Calculation Table

No	X_1	X_2	X_1^2	X_2^2
1.	80	70	6400	4900
2.	50	60	2500	3600
3.	70	55	4900	3025
4.	60	60	3600	3600
5.	75	75	5625	5625
6.	85	65	7225	4225
7.	80	70	6400	4900
8.	65	60	4225	3600
9.	85	75	7225	5625
10.	70	55	4900	3025
11.	85	65	7225	4225
12.	65	50	4225	2500
13.	75	50	5625	2500
14.	75	40	5625	1600
15.	80	50	6400	2500
16.	75	35	5625	1225
17.	55	35	3025	1225
18.	50	50	2500	2500
19.	65	60	4225	3600
20.	70	60	4900	3600
21.	70	65	4900	4225
22.	80	60	6400	3600
23.	40	60	1600	3600
24.	70	60	4900	3600
25.	55	40	3025	1600
26.	75	65	5625	4225
27.	75	60	5625	3600
28.	50	45	2500	2025
29.	75	65	5625	4225
30.	75	70	5625	4900
Σ	$\Sigma X_1 = 2080$	$\Sigma X_2 = 1730$	$\Sigma X_1^2 = 148200$	$\Sigma X_2^2 = 103200$
	$(\Sigma X_1)^2 = 4326400$	$(\Sigma X_2)^2 = 2992900$		

Appendix 17
The Second t-Test Calculation Table

No	X ₁	X ₂	X ₁ ²	X ₂ ²
1	75	45	5625	2025
2	70	70	4900	4900
3	60	55	3600	3025
4	65	50	4225	2500
5	90	80	8100	6400
6	85	85	7225	7225
7	85	80	7225	6400
8	75	70	5625	4900
9	80	80	6400	6400
10	65	50	4225	2500
11	60	60	3600	3600
12	75	75	5625	5625
13	65	80	4225	6400
14	65	75	4225	5625
15	65	75	4225	5625
16	65	50	4225	2500
17	55	50	3025	2500
18	50	70	2500	4900
19	40	35	1600	1225
20	70	65	4900	4225
21	90	80	8100	6400
22	85	80	7225	6400
23	50	45	2500	2025
24	80	75	6400	5625
25	75	60	5625	3600
26	90	80	8100	6400
27	90	85	8100	7225
28	75	70	5625	4900
29	90	75	8100	5625
30	85	80	7225	6400
Σ	ΣX₁ = 2170	ΣX₂ = 2030	ΣX₁² = 162300	ΣX₂² = 143100
	(ΣX₁)² = 4708900	(ΣX₂)² = 4120900		

Appendix 18

LETTERS



KEMENTERIAN AGAMA
UNIVERSITAS ISLAM NEGERI ALAUDDIN MAKASSAR
FAKULTAS TARBIYAH DAN KEGURUAN

H. M. Yasin Limpo No.36 Samata-Gowa Telp. : (0411) 424833, FAX : (0411) 424836

Nomor	: B-4514/T.1/PP.00.9/07/2018	Samata, 24 Agustus 2018
Sifat	: Biasa	
Lamp	: 1 (satu) Rangkap Draft Skripsi	
Hal	: <i>Permohonan Izin Penelitian Penyusunan Skripsi</i>	

Kepala Yth.
Gubernur Provinsi Sulawesi Selatan
C.q. Kepala UPT P2T BKPMMD Sulawesi Selatan
 Di Tempat

Assalamu Alaikum Wr. Wb.

Dengan hormat disampaikan bahwa mahasiswa Universitas Islam Negeri Alauddin Makassar dengan identitas di bawah ini:

Nama	: Putri Ananda
NIM	: 20400114039
Semester/TA	: VIII/2017/2018
Fakultas/Jurusan	: Tarbiyah dan Keguruan/Pendidikan Bahasa Inggris
Alamat	: Jln. Lumangapa Raya 5

bermaksud melakukan penelitian dalam rangka penyusunan skripsi sebagai salah satu syarat untuk memperoleh gelar Sarjana Pendidikan (S.Pd.) dengan judul skripsi: *"A Comparative Study on Students' Listening Comprehension Through Video and Audio of Students' English Education Department"*

Dengan Dosen Pembimbing:

1. Dr. Sitti Nurpahmi, M.Pd.
2. Indah Fadhilah Rahmana, S.Pd.I., M.Hum.

Untuk maksud tersebut, kami memohonkan kiranya kepada mahasiswa tersebut dapat diberi izin untuk melakukan penelitian di UIN Alauddin Makassar dari tanggal 24 Agustus s/d 24 Oktober 2018.

Demikian surat permohonan ini dibuat, atas perhatian dan kerjasamanya diucapkan terima kasih.

Wassalam
 A.n. Rektor

ALAUDDIN
 M A K A S S A R



Dr. H. Muhammad Amri, Lc., M.Ag.
 NIDP: 49730120 2000512 1 001

Tembusan:

1. Rektor UIN Alauddin Makassar (sebagai laporan)
2. Mahasiswa yang bersangkutan
3. Arsip



PEMERINTAH PROVINSI SULAWESI SELATAN
DINAS PENANAMAN MODAL DAN PELAYANAN TERPADU SATU PINTU
 BIDANG PENYELENGGARAAN PELAYANAN PERIZINAN

Nomor : 5554/S.01/PTSP/2018
 Lampiran :
 Perihal : Izin Penelitian

Kepada Yth.
 Rektor Univ. Islam Negeri Alauddin Makassar

di-
 Tempat

Bertepatan surat Dekan Fak. Tarbiyah dan Keguruan UIN Alauddin Makassar Nomor
 11-4514/T-1/PP.00.0/07/2018 tanggal 24 Juli 2018 perihal tersebut diatas, makassar/peneliti dibawah ini:

Nama : PUTRI ANANDA
 Nomor Pokok : 20400114039
 Program Studi : Pand. Bahasa Inggris
 Pekerjaan/Lembaga : Mahasiswa(S1)
 Alamat : J. H.M. Yamin Lemp. No. 35. Satele

Dimaksud untuk melakukan penelitian di daerah/kantor saudara dalam rangka penyusunan Skripsi, dengan
 judul:
**" A COMPARATIVE STUDY ON STUDENTS LISTENING COMPREHENSION THROUGH VIDEO AND AUDIO
 OF STUDENTS ENGLISH EDUCATION DEPARTMENT "**

Yang akan dilaksanakan dari : Tgl. 27 Agustus s/d 30 November 2018

Sehubungan dengan hal tersebut diatas, pada prinsipnya kami menyetujui kegiatan dimaksud dengan
 ketentuan yang tertera di belakang surat izin penelitian.

Demikian Surat Keterangan ini diberikan agar dipergunakan sebagaimana mestinya.

Diberikan di Makassar
 Pada tanggal : 25 Agustus 2018

A.n. GUBERNUR SULAWESI SELATAN
 KEPALA DINAS PENANAMAN MODAL DAN PELAYANAN TERPADU SATU
 PINTU PROVINSI SULAWESI SELATAN
 Sebagai Administrator Pelayanan Perizinan Terpadu

ALA UDDIN
 M A K A S S A R

A. M. YAMIN, SE., MS.
 Pangkat: Pembina Utama Madya
 Np. 09816513 199002 1 002

Terselamatkan Vth
 1. Dekan Fak. Tarbiyah dan Keguruan UIN Alauddin Makassar di Makassar
 2. Peneliti



**KEMENTERIAN AGAMA REPUBLIK INDONESIA
UNIVERSITAS ISLAM NEGERI ALAUDDIN MAKASSAR**

Kampus I : Jalan Sultan Alauddin No 63 Tj. (0411) 864004 Makassar
Kampus II : Jl. M. Yasin Limpo No 25 Senele - Gowa Telp (0411) 843879 Fax (0411) 8221400
Website : www.uin-alauddin.ac.id 841019 Fax 8221400

Nomor : B-1000/Un.06.1/PP.00.9/9/2018
Sifat : Penting
Lampiran : -
Hal : Izin Penelitian

Gowa, 10 September 2018

Yth, Dekan Fakultas Tarbiyah dan Keguruan UIN Alauddin Makassar
di-
Tempat

Assalamu Alaikum Wr. Wb

Berdasarkan surat Kepala Dinas Perencanaan Modal dan Pelayanan Terpadu Satu Pintu Provinsi Sulawesi Selatan Nomor : 5554/S.D1/PTSP/2018 tanggal 29 Agustus 2018 tentang izin Penelitian dalam rangka penyusunan skripsi, maka dengan hormat disampaikan bahwa yang tersebut namanya dibawah ini :

Nama : **PUTRI ANANDA**
Nomor Pokok : 20400114039
Program Studi : **Pend. Bahasa Inggris**
Pekerjaan : **Mahasiswa (S1)**
Alamat : **Jl. H. M. Yasin Limpo No. 36 Samata-Gowa**

Disetujui dan diberi izin untuk melaksanakan penelitian pada Fakultas Tarbiyah dan Keguruan UIN Alauddin Makassar, dengan judul skripsi :


"A COMPARATIVE STUDY ON STUDENTS LISTENING COMPREHENSION THROUGH VIDEO AND AUDIO OF STUDENTS ENGLISH EDUCATION DEPARTMENT"

Yang akan dilaksanakan dari tanggal 31 Agustus sampai dengan 30 November 2018

Sehubungan dengan maksud tersebut diatas, di mohon kesediaan Saudara kiranya berkenan memberi fasilitas dan informasi serta data yang akurat selama penelitian berlangsung.

Demikian, atas perhatian dan kerjasamanya diucapkan terima kasih.

**ALAUDDIN
M A K A S S A R**

Wassalam
F.n. Rektor UIN Alauddin Makassar,
Wakil Rektor Bidang Akademik,

M. H. M. YASIN LIMPO

- Tembusan:
1. Rektor UIN Alauddin Makassar (sebagai laporan)
 2. Kepala Dinas Perencanaan Modal & Pelayanan Terpadu Satu Pintu Provinsi Sulawesi Selatan
 3. Mahasiswa yang bersangkutan
 4. Arsip



KEMENTERIAN AGAMA
UNIVERSITAS ISLAM NEGERI ALAUDDIN MAKASSAR
FAKULTAS TARBİYAH DAN KEGURUAN

T. M. Yusuf, Limpo No. 36 Santara-Gowa Telp. : (0411) 424835, FAX : (0411) 424836

SURAT KETERANGAN
Nomor: B-6429/T.I/TL.00/8/2018

Yang bertanda tangan di bawah ini:

Nama : Dr. H. Muhammad Amri, Lc., M.Ag.
 NIP : 1973012020003121001
 Pangkat/Gol/Ruang : Pembina (IV/c)
 Jabatan : Dekan Fakultas Tarbiyah dan Keguruan UIN Alauddin Makassar

Menyatakan dengan sesungguhnya bahwa:

Nama : Putri Ananda
 Nomor Pokok : 20403114039
 Jurusan/Program Studi : Pendidikan Bahasa Inggris
 Alamat : Jln. H.M. Yusuf Limpo No. 36 Santara, Gowa

Benar telah melakukan penelitian pada Fakultas Tarbiyah dan Keguruan UIN Alauddin Makassar dari tanggal 31 Agustus 2018 s.d. 30 November 2018 dengan judul Penelitian *"A Comparative On Students Listening Comprehension Through Video And Audio Of Students English Education Department"*.

Demikian surat keterangan ini dibuat untuk dipergunakan sebagaimana mestinya.

Santara-Gowa, 29 November 2018



Dr. H. Muhammad Amri, Lc., M.Ag.
 NIP 1973012020003121001

UNIVERSITAS ISLAM NEGERI
ALAUDDIN
MAKASSAR

Tembusan:

1. Rektor UIN Alauddin Makassar (sebagai laporan)
2. Ketua Jurusan
3. Arsip

LEMBAR VALIDASI ANGKET

Satuan Pendidikan: Universitas

Mata Pelajaran : Listening

Kelas/ Semester : 3

Judul Skripsi : "A Comparative Study on Students' Listening Comprehension through Video and Audio of Students' English Education Department"

Petunjuk :

1. Berdasarkan pendapat Bapak/Ibu berilah tanda ceklist (✓) pada kolom yang telah tersedia dengan kategori penilaian sebagai berikut:
 - 1: (BS) = Buruk Sekali
 - 2: (B) = Buruk
 - 3: (S) = Sedang
 - 4: (B) = Baik
 - 5: (SB) = Sangat Baik
2. Jika ada yang perlu dikomentari, tuliskan pada lembar komentar / saran / langsung pada naskah

No	Elemen yang Divalidasi	Kategori				
		BS	B	S	B	SB
		1	2	3	4	5
1.	Konsep 1) Konsep format angket yang digunakan telah tepat untuk mencari informasi/dari perspektif siswa mengenai media format antara video dan audio yang lebih baik digunakan dalam pemahaman mendengarkan siswa semester 3				✓	

2.	Konstruksi 1) Petunjuk dalam mengerjakan soal dinyatakan dengan jelas. 2) Kalimat soal tidak menimbulkan penafsiran ganda. 3) Rumusan pertanyaan dan pernyataan soal menggunakan kalimat tanya atau perintah yang jelas.					✓ ✓ ✓
3.	Bahasa 1) Menggunakan bahasa yang sesuai dengan kaidah bahasa Indonesia/bahasa Inggris yang benar. 2) Menggunakan bahasa yang sederhana dan mudah dimengerti. 3) Menggunakan istilah (kata-kata) yang dikenal oleh subjek penelitian (mahasiswa semester 3).				✓ ✓ ✓	

Kesimpulan :

.....

Saran :

.....

Untuk Kesimpulan mohon diisi :

L.D : Layak digunakan

L.DP : Layak digunakan dengan perubahan

TLD : Tidak layak digunakan

Samata, 20-10

2018

Validator

UNIVERSITAS ISLAM NEGERI

ALAUDDIN

MAKASSAR

(Dr. Siti Nurrahmi, S.Pd., M.Pd.)

FORMAT VALIDASI TES

A. Petunjuk

Dalam rangka penyusunan skripsi dengan judul "A Comparative Study on Students' Listening Comprehension through Video and Audio of Students' English Education Department", peneliti menggunakan perangkat penelitian berupa tes untuk mengukur pemahaman mendengarkan siswa jurusan pendidikan Bahasa Inggris pada semester 3. Untuk itu peneliti memohon kepada Bapak/ Ibu untuk memberikan penilaian terhadap perangkat yang dimaksud tersebut. Penilaian dilakukan dengan memberikan tanda ceklist (✓) pada kolom yang sesuai dalam matriks uraian aspek yang dinilai. Penilaian menggunakan rentang nilai sebagai berikut:

1. Tidak Setuju
2. Kurang Setuju
3. Setuju
4. Sangat Setuju

Selain Bapak/ Ibu memberikan penilaian, dimohon juga Bapak/ Ibu memberikan komentar langsung didalam lembar komentar / saran / langsung pada naskah

Atas bantuan penilaian Bapak/ Ibu saya ucapkan banyak terima kasih

B. TABEL PENILAIAN

Aspek yang dinilai	KRITERIA	Skala		Nilai	
		TS	KS	S	SS
		1	2	3	4
Materi Soal	1. Soal-soal sesuai dengan tujuan pembelajaran			✓	
	2. Soal-soal sesuai dengan aspek yang diukur.			✓	
	3. Batasan pertanyaan dirumuskan dengan jelas			✓	
	4. Mencakup materi pelajaran secara representative			✓	
Konstruksi	1. Petunjuk dalam mengerjakan soal dinyatakan dengan jelas.			✓	
	2. Kalimat soal tidak menimbulkan penafsiran ganda.			✓	
	3. Rumusan pertanyaan soal menggunakan kalimat tanya atau perintah yang jelas.				✓

Bahasa	1. Menggunakan bahasa yang sesuai dengan kaidah bahasa Indonesia/bahasa Inggris yang benar. 2. Menggunakan bahasa yang sederhana dan mudah dimengerti. 3. Menggunakan istilah (kata-kata) yang dikenal oleh subjek penelitian (mabasiswa semester 3)		✓		✓
Kesimpulan :					
Saran :					

PENILAIAN UMUM

- a. Dapat digunakan tanpa revisi
- b. Dapat digunakan dengan revisi kecil
- c. Dapat digunakan dengan revisi besar
- d. Belum dapat digunakan

Samata, 95 10 2018

Validator

UNIVERSITAS ISLAM NEGERI
ALAUDDIN
 M A K A S S A R

FORMAT VALIDASI TES

A. Petunjuk

Delam rangka penyusunan skripsi dengan judul "A Comparative Study on Students' Listening Comprehension through Video and Audio of Students' English Education Department", peneliti menggunakan perangkat penelitian berupa tes untuk mengukur pemahaman mendengarkan siswa jurusan pendidikan Bahasa Inggris pada semester 3. Untuk itu peneliti memohon kepada Bapak/ Ibu untuk memberikan penilaian terhadap perangkat yang dimaksud tersebut. Penilaian dilakukan dengan memberikan tanda ceklist (✓) pada kolom yang sesuai dalam matriks uraian aspek yang diteliti. Penilaian menggunakan rentang nilai sebagai berikut:

1. Tidak Setuju
2. Kurang Setuju
3. Setuju
4. Sangat Setuju

Selain Bapak/ Ibu memberikan penilaian, dimohon juga Bapak/ Ibu memberikan komentar langsung didalam lembar komentar / saran / langsung pada naskah.

Atas bantuan pendataan Bapak/ Ibu saya ucapkan banyak terima kasih.

B. TABEL PENILAIAN

Aspek yang dinilai	KRITERIA	Skala		Nilai	
		TS 1	KS 2	S 3	SS 4
Materi Soal	1. Soal-soal sesuai dengan tujuan pembelajaran.	✓			
	2. Soal-soal sesuai dengan aspek yang diteliti	✓			
	3. Batasan pertanyaan dirumuskan dengan jelas.	✓			
	4. Mencakup materi pelajaran secara representative	✓			
Konstruksi	1. Petunjuk dalam mengerjakan soal dinyatakan dengan jelas.			✓	
	2. Kalimat soal tidak menimbulkan penafsiran ganda			✓	
	3. Rumusan pertanyaan soal menggunakan kalimat tanya atau perintah yang jelas.			✓	

Bahasa	1. Menggunakan bahasa yang sesuai dengan kaidah bahasa Indonesia/bahasa Inggris yang benar. 2. Menggunakan bahasa yang sederhana dan mudah dimengerti. 3. Menggunakan istilah (kata-kata) yang dikenal oleh subjek penelitian (mahasiswa semester 3)				✓ ✓ ✓
Kesimpulan : Materi soal tersebut dapat corespon dengan dari pembelajaran di kelas.					
Saran : pada dasarnya bisa digunakan sebagai materi pembelajaran di kelas.					

PENILAIAN UMUM

- a. Dapat digunakan tanpa revisi
- b. Dapat digunakan dengan revisi kecil
- c. Dapat digunakan dengan revisi besar
- d. Belum dapat digunakan

Samata, 18-10-2018

Validator

UNIVERSITAS ISLAM NEGERI
ALAUDDIN
 MAKASSAR

LEMBAR VALIDASI ANGKET

Satuan Pendidikan: Universitas

Mata Pelajaran : Listening

Kelas/ Semester : 3

Judul Skripsi : A Comparative Study on Students' Listening Comprehension through Video and Audio of Students' English Education Department"

Petunjuk :

1. Berdasarkan pendapat Bapak/Ibu berilah tanda ceklist (√) pada kolom yang telah tersedia dengan kategori penilaian sebagai berikut:

- 1: (BS) = Buruk Sekali
- 2: (B) = Buruk
- 3: (S) = Sedang
- 4: (B) = Baik
- 5: (SB) = Sangat Baik

2. Jika ada yang perlu dikomentari, tuliskan pada lembar komentar / saran / langsung pada naskah

No	Elemen yang Divalidasi	Kategori				
		BS	B	S	B	SB
		1	2	3	4	5
1.	Konsep 1) Konsep format angket yang digunakan telah tepat untuk mencari informasi dari perspektif siswa mengenai media format antara video dan audio yang lebih baik digunakan dalam pemahaman mendengarkan siswa semester 3				✓	

M A K A S S A R

2.	Konstruksi 1) Petunjuk dalam mengerjakan soal dinyatakan dengan jelas. 2) Kalimat soal tidak menimbulkan penafsiran ganda. 3) Rumusan pertanyaan dan pernyataan soal menggunakan kalimat tanya atau perintah yang jelas.				✓ ✓ ✓	
3.	Bahasa 1) Menggunakan bahasa yang sesuai dengan kaidah bahasa Indonesia/bahasa Inggris yang benar. 2) Menggunakan bahasa yang sederhana dan mudah dimengerti. 3) Menggunakan istilah (kata-kata) yang dikenal oleh subjek penelitian (mahasiswa semester 3)				✓ ✓ ✓	

Kesimpulan :

Saran :

Untuk Kesimpulan mohon diisi .

LD : Layak digunakan

LDP : Layak digunakan dengan perubahan

TLD : Tidak layak digunakan

Sumata, 18-10-2018

Validator

UNIVERSITAS ISLAM NEGERI
ALAUDDIN
 MAKASSA

(Kaw. Simah...)

Appendix 19

DOCUMENTATIONS





CURRICULUM VITAE



Putri Ananda, the researcher, was born on January 1th, 1996 in Parepare, South Sulawesi. She is the last daughter of four siblings from H. Bahtiar S.E., and Hj. Atrianis. She began her study in 2002 from elementary school at SDN 5 Parepare. In 2008, she continued to junior high school at SMPN 1 Parepare and graduated in 2011. She continued to senior high school at SMAN 2 Parepare in 2011. In the second year, she took science program and graduated in 2014. After she graduated from senior high school, she went to Alauddin State Islamic University (UIN) of Makassar and majored English Education on September 2014. During her study, she gained a lot of knowledge and experience about English especially for teaching.



UNIVERSITAS ISLAM NEGERI
ALAUDDIN
M A K A S S A R