


**STUDENTS' PERCEPTION TOWARD THESIS CONSULTANTS
IN ENGLISH EDUCATION DEPARTMENT ALAUDDIN
STATE ISLAMIC UNIVERSITY OF MAKASSAR**



*Submitted in Partial Fulfillment of the Requirements for the Degree of
Sarjana Pendidikan in English Education Department of
Tarbiyah and Teaching Science Faculty of
UIN Alauddin Makassar*

UNIVERSITAS ISLAM NEGERI
ALAUDDIN
By:
M A K A S S A R

RIKA ANGGARI
Reg. Number: 20400113062

**ENGLISH EDUCATION DEPARTMENT
TARBIYAH AND TEACHING SCIENCE FACULTY
ALAUDDIN STATE ISLAMIC UNIVERSITY OF MAKASSAR
2018**

PERNYATAAN KEASLIAN SKRIPSI

Mahasiswa yang bertanda tangan di bawah ini:

Nama : Rika Anggari
NIM : 20400113062
Tempat/Tgl. Lahir : Balikpapan, 01 Januari 1995
Jur/Prodi/Konsentrasi : Pendidikan Bahasa Inggris
Fakultas/Program : Tarbiyah dan Keguruan
Alamat : Jl. Emmy Saclan III, Karunrung.
Judul : *Students' Perception toward Thesis Consultants in English Education Department Alauddin State Islamic University of Makassar*

Menyatakan dengan sesungguhnya dan penuh kesadaran bahwa skripsi ini benar adalah hasil karya sendiri. Jika di kemudian hari terbukti bahwa ia merupakan duplikat, tiruan, plagiat, atau dibuat oleh orang lain, sebagian atau seluruhnya, maka skripsi dan gelar yang diperolehnya karenanya batal demi hukum.

UNIVERSITAS ISLAM *Makassar, 8 Agustus 2018*

ALAUDDIN
M A K A S S A R



Rika Anggari
NIM. 20400113062

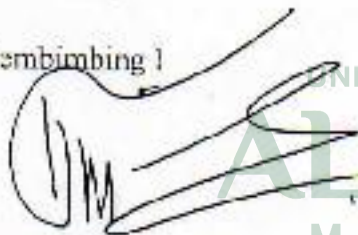
PERSETUJUAN PEMBIMBING

Pembimbing penulisan proposal skripsi Saudari **Rika Anggari**, NIM: 20400113062, mahasiswi Jurusan Pendidikan Bahasa Inggris pada Fakultas Tarbiyah Dan Keguruan UIN Alauddin Makassar, setelah meneliti dan mengoreksi secara seksama proposal skripsi yang bersangkutan dengan judul "Students' Perception Toward Thesis Consultants in English Education Department Alauddin State Islamic University Makassar " memandang bahwa proposal skripsi tersebut telah memenuhi syarat-syarat ilmiah dan dapat disetujui untuk diajukan ke sidang munaqasyah.

Demikian persetujuan ini diberikan untuk diproses selanjutnya.

Makassar, 8 Agustus 2018

Pembimbing I



Dr. Kamsinah, M.Pd.I.
NIP. 19680328 199603 2 002

Pembimbing II



Dr. Hj. Mardiana, M. Hum.
NIP.19690815 1999 2 001

PENGESAHAN SKRIPSI

Skripsi yang berjudul, "*Students' Perception Toward Thesis Consultants In English Education Department Alauddin State Islamic University Makassar*", yang disusun oleh **Rika Anggari NIM: 20400113062**, mahasiswa Jurusan Pendidikan Bahasa Inggris pada Fakultas Tarbiyah dan Keguruan UIN Alauddin Makassar, telah diujikan dan dipertahankan dalam sidang munaqasyah yang diselenggarakan pada hari Senin, Tanggal **20 Agustus 2018** bertepatan pada Tanggal **08 Dzulhijjah 1439 H**, dinyatakan telah dapat diterima sebagai salah satu syarat untuk memperoleh gelar Sarjana Pendidikan (S.Pd) pada Fakultas Tarbiyah dan Keguruan, Jurusan Pendidikan Bahasa Inggris dengan beberapa perbaikan

1965


Samata-Gowa, 20 Agustus 2018
08 Dzulhijjah 1439 H.

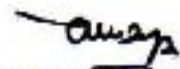
DEWAN PENGUJI

(SK.Dekan No.2356 Tertanggal 16 Agustus 2018)

Ketua : Dr. Kamsinah, M.Pd.I.
Sekretaris : Dr. Sitti Nurpahmi, S.Pd., M.Pd.
Munaqisy I : Dr. Hj. St. Azisah, M.Ed, St. Ph.D.
Munaqisy II : Dr. Kaharuddin, S.IP., M.Hum
Pembimbing I : Dr. Kamsinah, M.Pd.I.
Pembimbing II: Dr. Hj. Mardiana, M.Hum



Mengetahui :
Dekan Fakultas Tarbiyah dan Keguruan
UIN Alauddin Makassar 


Dr. H. Muhammad Amri, Lc., M.Ag.
NIP: 19730120 200312 1 001

ACKNOWLEDGEMENT

Alhamdulillah Rabbil Alamin, The researcher would like to praise and express her high gratitude to Allah SWT, may Almighty God, the lord of the Universe who has given the blessing and inspiration and who has led her to finish this writing thesis. Also, she does not forget to express Shalawat and Salam to the prophet Muhammad SAW who has led moslems from the darkness to the lightness.

Furthermore, the researcher really appreciates for beloved parents. They are **Syahrin and Rosmiati** as the lovely father and mother who love, pray, motivate, and support the researcher for all of their lives. The greatest people in the researcher' heart ever, the researcher's beloved sister **Lenny Sasmita S.Pd**, whose always gives motivation, support, attention, and carry on all of the cost of the researcher's lecture.

The researcher realizes that this writing would not finish without helping and the guidance from the other people, so the researcher would like to express her deepest thanks to the following person:

1. **Prof. Dr. H. Musafir Pababbari, M. Si.** as the Rector of Islamic State University of Alauddin Makassar for his advice, during he studied at the university.
2. **Dr. H. Muhammad Amri, Lc., M. Ag.** as the Dean of Tarbiyah and Teaching Science Faculty for advice and Motivation.
3. **Dr. Kamsinah, M. Pd. I. and Sitti Nurpahmi, S. Pd., M. Pd.** as the Head and the Secretary of English Education Department of Tarbiyah and

Teaching Science Faculty of Alauddin State Islamic University (UIN) Makassar.

4. **Dr. Kamsinah, M.Pd.I. and Dr. Hj. Mardiana, M. Hum** as the Consultant I and II, who were never exhausted to guide and give the researcher support and brilliant ideas in finishing this thesis.
5. The researcher says thank you for the **alumni of English Education Department**, as the subject of the research that had given information about students' perception toward thesis consultants.
6. The researcher also would say thank you so much for beloved friends in **PBI 3.4/EED 3.4** academic year 2013.
7. The special thanks would like to be said by the researcher to her best friend **Zulhulaefah S.Pd , Jusni S.Pd, Fitriani S.Pd Bella Aldama S.Pd**, who always accompany, support, help, and remind the researcher in each situation.
8. All of the researcher's friends, who always give motivation, support and help to the finish this thesis.

The researcher also thanks to the others who cannot be mentioned one by one, who have helped and supported the researcher to finish this thesis. The researcher realized that the thesis would not be created without their participation.

Wassalamu 'Alaikum Warahmatullahi Wabarakatuh.

Makassar, 2018

The Researcher

LIST OF CONTENT


	Pages
TITLE PAGE	i
PERNYATAAN KEASLIAN SKRIPSI.....	ii
PERSETUJUAN PEMBIMBING	iii
PENGESAHAN SKRIPSI.....	iv
ACKNOWLEDGEMENT.....	v
LIST OF CONTENT	vii
LIST OF FIGURES	ix
LIST OF TABLES	x
LIST OF APPENDIXES	xi
ABSTRACT.....	xii
CHAPTER I INTRODUCTION	1-6
A. Background	1
B. Research Problem.....	4
C. Research Objective.....	4
D. Research Significance.....	4
E. Research Scope.....	5
F. Operational Definition of Term.....	5
CHAPTER II REVIEW OF RELATED LITERATURE.....	7-23
A. Some Previous of Related Findings	7
B. Some Pertinent Ideas.....	8
C. Theoretical framework.....	22
CHAPTER III RESEARCH METHOD	24-30
A. Research Design.....	24
B. Research participant	24
C. Research Instrument.....	25
D. Data Collection Procedure	28
E. Data Analysis Technique	28
CHAPTER IV FINDING AND DISCUSSION	31-42
A. Findings.....	31

B. Discussion	41
CHAPTER V CONCLUSION AND SUGGESTION.....	43-44
A. Conclusion.....	43
B. Suggestion	43
BIBLIOGRAPHY	45
CURRICULUM VITAE	



LIST OF FIGURES

Figure 2.1 : Perception information processing model	11
Figure 2.2 : Process of consultation.....	19
Figure 2.3 : Diagram process of thesis.....	23
Figure 4.1 : Diagram results of process consultation.....	32
Figure 4.2 : Diagram results of roles thesis consultation.....	35
Figure 4.3 : diagram results of factor that influence perception.....	38




LIST OF TABLES

Table 3.1	Indicator of instruments	25
Table 3.2	numerical score for each answer	28
Table 4.1	Result of mean scores	40



LIST OF APPENDIXES

APPENDIX A : Questionnaire	42
APPENDIX B : Table of results	52
APPENDIX C : Result of validity test.....	47
APPENDIX D : Table percentage.....	51
APPENDIX E : Result percentage.....	60
APPENDIX F : documentation.....	63



ABSTRACT

Name : RIKA ANGGARI
Reg. Number : 20400113062
Department : English Education Department
Faculty : Tarbiyah and Teaching Sciences
Title : *Students' Perception toward Thesis Consultant in English Education Department Alauddin State Islamic University of Makassar*
Consultant I : Dr. Kamsinah, M. Pd. I.
Consultant II : Dr. Hj. Mardiana, M. Hum.

The objective of this research is to find out students' perception toward thesis consultants in English education Department Alauddin State Islamic University of Makassar. This research was quantitative descriptive and conducted at the English Education Department. The total subject of this research consisted of 30 students. The data was gained from questionnaire consist 32 items of questionnaire students perception toward thesis consultants. It divided in 3 variables that include process of consultation, roles of thesis consultant, and factor that influence.

From the calculation means score, it was found out that the mean scores of process in consultation was 73,3 %, roles of thesis consultants was 82,3 %, and factor that influence perception was 81,7%. It stated that those variables was good category.

Based on the data above, the researcher concluded that students' perception toward thesis consultants in Alauddin state Islamic university of Makassar was good. Although, there are some factor that perception student was fair like the self-concept of students and the needs of students. From thesis consultants, the roles that they have done were good generally. But some factor like duration of checked script is should be decrease .It conclude that the successful of arranging thesis would be seen from students itself and from the people who help, especially thesis consultants.

CHAPTER I

INTRODUCTION

A. Background

The idea of this study came from the writer's observation when the researcher faced the situation of the student in the last semester in Alauddin State Islamic University of Makassar. As students in a university, especially in the last semester, they had obligation to create a work or research as graduated requisite. The name called thesis or dissertation. It had definition that a document submitted support of candidate for an academic degree or professional qualification presenting the author's research and findings. In some countries/universities, the word "thesis" or a cognate is used as a part of a bachelor's or master's course, while "dissertation" is normally applied to a doctorate, while in others, the reverse is true (Wikipedia).

A thesis described as a document submitted in partial fulfillment of the requirements for the degree of Sarjana Pendidikan (S.Pd) of English Education Department Tarbiyah and Teaching science faculty Alauddin State Islamic University of Makassar, specifically for English Education Department itself. Students faced many process, from choosing the title of thesis until faced the final defense. So, process of arranging thesis involved many people, such as the researcher itself, thesis consultants, respondent or data resource, department organizer, administrator, etc. In addition, there were many times that the students spent to finish the thesis and the researcher should finish until deadline. Ideal

times to finish a thesis in bachelor degree were 6 months or in the 8th semester the student have done to make it.

The key to be successful in arranging thesis, the students must understand the research field, understand the research method, understand writing procedure and had a good relation with consultants (Sugiyono, 2013). In fact, researcher, to understand about the research, the researcher should have knowledge through reading many literatures that had correlation about their research, but it was not enough, they needed people who expert about the research. So, there were people that help them. They called thesis consultants. They were lecturer that had mandatory to help the students in process of writing thesis as requisite for student to finish the study. Thesis consultants consisted of two lecturers who were first consultants and second consultants.

Usually, lecturers that would be thesis consultants were who have a correlation thesis or dissertation before about the research or have knowledge about the material deeply. So, it guaranteed the thesis consultants really understand about student's research such in research field, the research method, or process of writing manual because they had experienced about the research before.

Perception is defined as the cognitive process by which an individual selected, organized, and gave meaning to environmental stimuli. Through perception, individuals attempted to make sense of their environment and the object, people, and events in it. Because each person gave his or her own meaning with stimuli, different individuals will "perceive" the same thing in different

ways. Individual are constantly bombarded by environmental stimuli that impact their sense of sight, hearing, smell, taste, and touch. Exactly which stimuli a person focuses on is determined by what he or she chooses to pay attention to at a particular moment.

يَتَأَيُّهَا النَّاسُ إِنَّا خَلَقْنَاكُمْ مِنْ ذَكَرٍ وَأُنْثَىٰ وَجَعَلْنَاكُمْ شُعُوبًا وَقَبَائِلَ لِتَعَارَفُوا ۗ إِنَّ أَكْرَمَكُمْ عِنْدَ اللَّهِ أَتْقَىٰكُمْ ۗ إِنَّ اللَّهَ عَلِيمٌ خَبِيرٌ ﴿١٣﴾

Translate: “O mankind, indeed We have created you from male and female and made you peoples and tribes that you may know one another. Indeed, the most noble of you in the sight of Allah is the most righteous of you. Indeed, Allah is knowing and Acquainted. (QS. Al-hujuraat :13).

Perception is beginning of behavior or act. As Langton (2010) said that, why perception was important because behavior is based on perception of what reality is, not on reality itself, the world as it is perceived is the world that is behaviorally important. It had concept that the students just hear what they want to hear and see what they want to see. So, the beginning from each problem began from how the people perception toward anything in this world. It meant that how students think about the contribution the thesis which was helped by thesis consultants will different each other because every people have different perception about others. Thesis consultants have contribution to help the students to create the research. But how’s far thesis consultant’s contribution in the thesis, particularly, based on study of students in the last semester in 2016/2017.

Based on the explanation above, the researcher carried out the researcher under the title ***“Students’ Perception toward Thesis Consultants in English Education Department in Alauddin State Islamic University Makassar”***.

B. *Research Problem*

In line with the background of the study, the main purpose of this study is to know about students' perception toward thesis consultants in English Education Department UIN Alauddin Makassar. So, the formulating problem was how student's perception toward thesis consultants in English Education Department in Alauddin State Islamic University of Makassar?

C. *Research Objectives*

Based on the statement of the problem, the researcher formulated the purpose of this research, they were finding out students' perception toward the thesis consultants about how they arrange their thesis in English Education Department in Alauddin State Islamic University of Makassar.

D. *Research Significances*

The research was expected to give significant contribution in terms of practical as follow :

1. Practical significance

a. For students

It was expected to be useful and helpful information for them in order to be supportive information about students' perception toward thesis consultants about facing the thesis better than before.

b. For thesis consultants

It was hoped that research became good input to thesis consultants in English Education Department to improve the contribution of consultants to help the students in arranging a thesis.

c. For the next researcher

This research was expected to give contribution to other researcher as a reference for further studies on similar topic. And it can motivate the next researcher to make research which thesis consultants as subject or respondents in similar ways.

E. *Research Scopes*

To prevent vagueness and direct this research to be more efficient with the objective achieved, it was necessary to limit the problem. This study was focused on the student's perception toward thesis consultants in English Education Department Alauddin State Islamic University of Makassar when process of consultation itself, the roles of thesis consultants based on perception and internal factor from the students which influenced their perception toward thesis consultants. Furthermore, the scope of this research focused on the alumnus students of English Education Department who faced the arranging thesis and have done consultancy with thesis consultants especially fresh graduated students in 2017.

F. *Operational Definition of Terms*

The title of this research was "*Students' perception toward Thesis Consultants of English Education Department in Alauddin State Islamic University Makassar*". In understanding the topic of this research easily, the researcher would like to explain the definition of key terms, they are;

1. Student

According to oxford dictionary, the meaning of student is person who was studying at a college or university. Student was person enrolled at the University as an undergraduate or postgraduate student of the University. But in this topic gave limit which student in undergraduate program.

2. Perception

Perception was the process by which people translate sensory impressions into a coherent and unified view of the world around them. Though necessarily based on incompleted and unverified(or unreliable) information, perception was equated with reality for most practical purposed and guided human behavior in general (bussines dictionary). One of phenomena from perception is people heard what they want to hear and seen what they want to see.

3. Thesis Consultants

Thesis consultants were lecturer that have mandate to guide the students in process of writing thesis as requisite for student to finish the study. Thesis consultants consisted of two lecturers; they were first consultants and second consultants.

CHAPTER II

REVIEW OF RELATED LITERATURE

A. Some Previous of Related Research Finding

Widodo and Sustra (2011) have conducted a research entitled “*Hubungan Antara Peran Dosen Dengan Kecemasan Mahasiswa Keperawatan Dalam Menghadapi Tugas Akhir Skripsi Di Fakultas Ilmu Kesehatan UMS*”. This study aimed to examine the correlation between the preceptor lecturers role with nursing students’ anxiety in facing the final thesis at Health Sciences Faculty Muhammadiyah University of Surakarta. This study used a correlative descriptive with cross sectional approach. The population was nursing student of 2007 who faced a final thesis which total 81, with samples were 68 respondents. The sampling technique used simple random sampling. Statistical analysis used was Fisher, with confidence level $\alpha = 0.05$. Based on this research can be seen that the known result that the value of Fisher test about the relationship between the preceptor lecturers role with nursing students’s anxiety in facing the final thesis is 0.000 less than the value of p 0.05 ($0.000 < 0.05$), with correlation values 29.386. Then H_0 rejected. It concluded that there was a significant correlation between the preceptor lecturers role with nursing students’ anxiety in facing the final thesis at Health Sciences Faculty Muhammadiyah University of Surakarta.

Zulkifli N (2011) described in a research entitled “*Persepsi Mahasiswa Tentang Peranan Dosen Pembimbing Dalam Pembuatan Tugas Akhir (Skripsi) Mahasiswa Pada Program Studi Administrasi Pendidikan FKIP*”

Universitas Riau Pekanbaru (2011). This research aimed to identify the roles and the quality of thesis consultants toward students in arranging thesis at Administration education department in undergraduate program. This research was used quantitative method. The samples were using 69 alumni. The result described that the roles of thesis consultants based on students' perception is in good and very good category (95.24%). And also, the quality of process of arranging thesis is good and very good (92.61%). But the others aspect likes in writing procedure should be improved. The implication, thesis consultants should understand the students'.

Wiyatmo and dkk have conducted a research entitled “*efektivitas bimbingan tugas akhir skripsi (TAS) mahasiswa jurusan pendidikan fisika FMIPA UNY*”. This research aim to identify student perception toward how's far the roles of thesis consultant and the obstacles and supporting factor that facing student in process of writing thesis. They claim that thesis consultant have significant roles in the process writing. The contributions are: choose the topic 50%; draft composing 40, 5%; instrument composing 38, 9%; and presentation in final. The research used *exposfacto*, subjects are student in seven semester or student that facing process writing thesis. The instrument that used is questionnaire.

B. *Some Pertinent Ideas*

1. The concept of Perception

a. Definition of Perception

Etymologically, the word “perception” originates from the Latin word, ‘percipere’, (to perceive) (Chaplin, 1999). Perceiving ideas and concepts are

viewed from two dimensions-first is the conscious recognition and interpretation of sensory stimuli that serve as a basis for understanding, learning and knowing of for motivating a particular action or reaction. The second is the result or product of the act of perceiving. Instinctive knowledge has been used to define or explain the term perception. These include awareness, understanding, sense, impression, idea, taste, notion, recognition, observation, consciousness, conception apprehension, discrimination. Fazio and Williams explain perception as: “Those subjective experiences of object or events that ordinarily result from stimulation of the receptor organs of the body. This stimulation is transformed or encoded into neural activity (by specialized receptor mechanism) and is relayed to more central regions of the nervous system where further neural processing occurs”.

Perception is the organization, identification, and interpretation of a sensation in order to for a mental representation (Schacter, 2009). All perception involves signals in the nervous system which in turn result from physical or chemical stimulation of the sense organs. Perception is not the passive receipt of these signals, but is shaped by learning, memory, expectation, and attention. Perception can be split into two processes. Firstly, processing sensory input, which is transforms this low-level information to higher-level information. Secondly, processing which is connected with a person’s concepts and expectations (knowledge) and selective mechanism (attention) that influences perception (Berstein, 2010). The perceptual process is a sequence of processes that work together to determine our experience of and reaction to stimuli in the

environment (Goldstein, 2010). It gives the feeling that we are in direct contact with environment.

Perception is defined as the cognitive process by which an individual selects, organizes, and gives meaning to environmental stimuli. Through perception, individuals attempt to make sense of their environment and the object, people, and events in it. Because each person gives his or her own meaning with stimuli, different individuals will “perceive” the same thing in different ways. Individual are constantly bombarded by environmental stimuli that impact their sense of sight, hearing, smell, taste, and touch. Exactly which stimuli a person focuses on is determined by what he or she chooses to pay attention to at a particular moment (Ivancevich, 2008).

b. Perception as information process

Robert Kreitner and Angelo Kinicki, both of Arizona University, explained perception in a manner that directly relates to information processing. They see perception as the cognitive process that enables us to interpret and understand our surroundings. They identify a four-staged information processing underlying the perception of people:

- Selective attention/ comprehension
- Encoding and simplification
- Storage and retention
- Retrieval and response.

Krietner and Kinicki illustrate systematically how perceptual information is processed in the form of a diagrammatical presentation. Each stage is effectively

linked to the other in a manner that ensures a natural progression from one stage to the other.

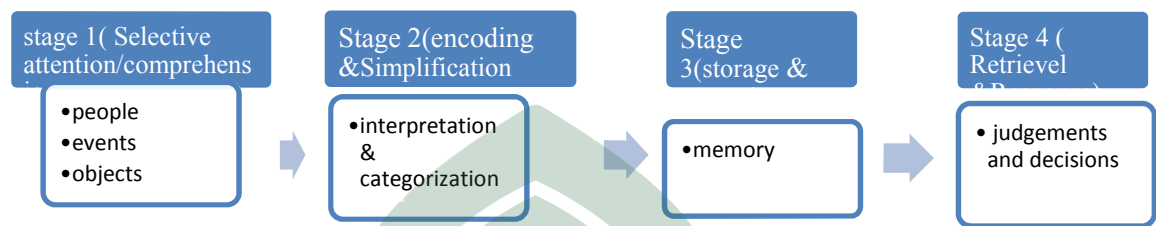


Figure 2.1. Perception Information Processing Model

Stage 1: Selective Attention/Comprehension

Kreitner and Kinicki define attention as —A process of becoming consciously aware of something or someone. “Explaining the first stage of perception, Kreitner and Kinicki observe that people are constantly bombarded by physical and social stimuli in the environment. However, since they do not have the mental capacity to fully comprehend all the information, they selectively perceive subsets of environmental stimuli. This is where selective attention comes in. According to Kreitner and Kinicki, attention can be focused on information from either the environment or from memory.

The situation of attention being focused on memory arises, for instance, when one finds oneself reading a book while thinking about some unrelated events. In a situation of this nature, one’s memory is the main focus of attention at that material moment. Wiley, J. (1987) in Introduction to Human Information

Processing indicates that what attracts people's attention most is salient stimuli. An object or an idea is said to be salient if it stands out from its context. He observes further that the object or event can be salient for being novel, unusual for one's social category or people in general, extremely positive, or being dominant in the visual field. Research has shown that people have the tendency to pay more attention to negative information than positive ones. This is as a result of negativity bias among most people. Therefore, learners would naturally pay more attention to the idea that learning English grammar is more complicated, than a statement, —being proficient in English Language is an asset that all educated people must strive to achieve.

A person might be saddled with different kinds of information which can range from sports, accommodation, problems with learning English, family problems, and work related problems. D. Ramelhart, (1997: 38), in Behaviour and Perceptual Components observes that in the midst of all these problems, the person might identify his/her problem, for instance, with learning English as salient stimuli, followed by family problems. These two pieces of information are then perceived and one then proceeds to the second stage of information processing. Meanwhile, Ramelhart notes that the other competing stimuli such as sports, accommodation, and work related problems fail to get attention and are discarded from further consideration.

Stage 2: Encoding and Simplification

The second state of perception, according to Kreitner and Kinicki,(2004) has to do with encoding and simplification of information obtained from the social

environment or memory. They noted that observed information was not stored in its original form. Encoding is required. Raw information is interpreted or translated into mental representations. They explained that to accomplish this, perceivers assign pieces of information to cognitive categories. Category here refers to objects that are considered equivalent. People, events, and objects are interpreted and evaluated by comparing their characteristics with information contained in the schemata. Kreitner and Kinicki, believe that schema represents a person's mental picture or summary of a particular event or type of stimulus.

2.1. Encoding outcomes:

According to Kreitner and Kinicki, (2004) we use the encoding process to interpret and evaluate our environment. This process can result in differing interpretations and evaluations of the same person or event. They maintain that varying interpretations of what we observe occur due to four key reasons. First, people possess different information in the schemata used for interpretation. Second, our moods and emotions influence our focus and attention and evaluation of others. Third, people tend to apply recently used cognitive categories during encoding. The fourth reason is that individual differences influence encoding. They further observed that pessimistic or depressed individuals tend to interpret their surroundings more negatively than optimistic and happy people. It should therefore not be surprising when people interpret and evaluate the same situation or event differently. After interpreting the information, the perceiver then moves on to the next stage of the process, which is storage.

Stage 3: (Storage and Retention)

Kreitner and Kinicki's third stage of the perception process involves storage and retention of information in the long-term memory. They explain that the long term memory consists of separate units connected to one another. However, the categories in this apartment are closely related though the connected categories contain different types of information. One significant aspect of the long-term memory, Kreitner and Kinicki, believe, is that it contains three different compartments, which are categories of information about events, semantic materials, and people.

The event memory is composed of categories containing information about both specific and general events. This compartment describes an appropriate sequence of events in well-known situations. The understanding here is that, for instance, going to a movie and being able to recall the movie later when with friends involves the use of the event memory. The semantic memory refers to the general knowledge about the world. It functions as a mental dictionary of concepts. Each concept contains a definition.

Kreitner and Kinicki also note that just as there are schemata for general events, concepts in semantic memory are stored as schemata. There are, however, cultural differences in the type of information stored in semantic memory. The person's memory is the compartment that contains information about a single individual; for example, one's spouse or a group of persons such as one's teachers. The various schemata are available for immediate comparison or retrieval.

Stage 4. (Retrieval and Response)

The fourth and final stage of Kreitner and Kinicki's perception process is the retrieval of information from memory where it is stored. People retrieve information from memory when they make judgments and decisions. Our ultimate judgments and decisions are either based on the process of drawing on, interpreting, and integrating categorical information stored in the long-term memory or in retrieving a summary judgment that was already made.

c. Components of Perception

In process of perception, many stimuli that coming to our sense but it did not have the same interest, there are number of factors operate to shape our perception.

Alan Saks and Gary Johns said that, there are factors that influence perception:

- 1) The perceiver, the person who becomes aware about something and comes to a final understanding. There are 3 factors that can influence his or her perceptions: experience, motivational state and finally emotional state. In different motivational or emotional states, the perceiver will react to or perceive something in different ways. Also in different situations he or she might employ a "perceptual defense" where they tend to "see what they want to see".
- 2) The target. This is the person who is being perceived or judged. "Ambiguity or lack of information about a target leads to a greater need for interpretation and addition."
- 3) The situation also greatly influences perceptions because different situations may call for additional information about the target.

d. Factor that Influences Perception

In process of perception, many factors would be influence how is perception would be. Sarwono said that different perception would be caused as below:

1) Attention

Usually, people have not received all of stimulus from environment in one time, but people would be focusing their attention on just one or two subject. The different focus of people with another people would be caused the different perception.

2) Set

It is expectation people from stimulus that would be received. Example, a runner who ready in line “start” have set that he would hear sound of gun as sign to begin. The different set would be caused the different perception.

3) Needs

Temporary needs or permanent needs from people itself would be influenced their perception. Example, students who will finish their thesis as soon as possible will have different perception to their lecturer than students who did not have necessary at the same lecturer.

4) System value

System value that happen in society would be influenced their perception. For instance, students who have lower education than their lecturer would have high respect to them.

5) Self-concept

It would be influenced their perception which introvert person or extrovert person have different perception toward their lecturer in the same time.

2. The Concept of Thesis Consultant

Wherever, students of university have to create a research or scientific paper as partial fulfillment of the requirements to get their academican degree, the research called thesis for a bachelor's or master degree, while "dissertation" is normally applied to a doctorate, while in others, the reverse is true. It is not easy to arrange the research or thesis because the students have to understand the research field, research method, and writing procedure which should have knowledge through reading many literatures that have correlation about their research. But it's not enough, they need people who expert about the research. So, there are people that will help them.

Thesis consultant is lecturer that have mandate to help the students in process of writing thesis as requisite for student to finish the study. Thesis consultant consist of two lecturers which first consultant and second consultant. Thesis consultant is lecturer that given mandate from the chief of department or the Dean of faculty. Every researcher has two consultants to help them build their research. For undergraduate program, students will create research that called thesis. It is a scientific paper that has written based on result of field or literature research and hold out in final defense (munaqasyah) in order to acquire as academican degree-holder. The quantity of thesis pages is 60 pages using Bahasa and 40 pages using Arabic and English language at least. (Damopolii, 2013).

Based on letter decision about thesis consultants which approve by dean, it have statements that thesis consultants should be exist to help students arranging their thesis and have capability to bring about their duty as thesis consultants. The statements surely convince that thesis consultants to help the students have guaranteed that they understand what the students will create.

Thesis consultant and assistant consultant were having functional position with requirement as below:

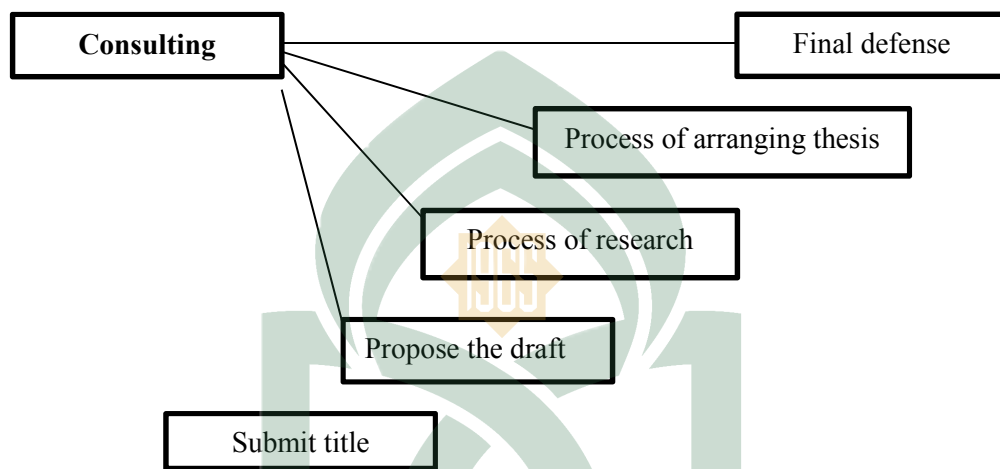
- a. Thesis consultants have functional position as assistant professor, instructor (doctorate), or have academic title master 'degree minimal.
- b. Assistant consultant has functional position as assistant professor (bachelor degree)
- c. Adjunct lecturer which expert in the title but didn't have functional position can be as thesis consultant.

The roles of thesis consultants will begin after they accept letter decision from Dean as sign that the tittle thesis of the students have approved. Thesis consultants have a duty to help students arrange their thesis. The literal duties are:

- a. Checking the draft and the thesis script.
- b. Giving correction instructions on material, methods, language and ability to master the problem
- c. Provide notes and instructions to thesis written in the consultation book of scientific papers
- d. Attending proposal seminars, qualifying results and munaqasyah test

3. Process of Arranging Thesis

Usually, each university has manual procedure to arrange thesis or dissertation. Step by step in consulting with thesis consultant, carry out the research and written procedure. Commonly, process of arranging thesis can describe as diagram as below:



Source: *Cara mudah menyusun skripsi, tesis, dan disertasi* (Sugiyono, 2014)

Figure 2.2. Process of thesis

a. Submit Title

Commonly, students asked to submit some title of problem what they want to search. Next, department would choose one title that have criteria. Students in this step should have ability to formulate the title because every single research or methods have different title. It hope that students really know what they want to do about their title and really know they capability to arrange that, so students did not have case “ trap” in title itself.

b. Propose the Draft

In this step, title of research have approved by department then students had a letter decision from Dean about their thesis consultant then students asked to propose their draft which contain systematic activity what they do in their thesis. Each method would be different than other method. This is beginning from consulting with thesis consultant and students should have good relation toward consultant. Thesis consultant would help students about content, used method, writing procedure and so on.

c. Process of Research

After draft of thesis approved by thesis consultant, students would do the research. Process of research would do based on the systematic activity in the draft of thesis. Example, population, sample, location, analysis procedure, and so on.

d. Process of Arranging Thesis

The next step is arranging thesis, after finish to analysis the research, the name “draft” have changed become “thesis”. Students demanded have capability to write down their thesis. Thesis consultant would have contribution to help students because in this step students really create their written.

e. Final Defense

Thesis have approved by thesis consultants then it have to examine by examiner. It is final step to give point or value for their capability to do their research and to defend the result of the research which they have done. Based on

Education Manual of UIN Alauddin Makassar, thesis consultant should attend for this section.

Although the points above were process arranging the thesis commonly, there were some differences how the step would be done by students and thesis consultants, for example, there were some university beginning the consultation from proposal draft have approved by candidate thesis consultants then the chief until final defense. The other hand, there are university beginning the consultation after proposal seminar by students.

5. The Important of Consultations

According to Marsudi, consulting is the part of direct and systematic educational process that gives for student with purpose to aim the student get benefit and development experience based on their capability. Darmono and Hasan described that, the contribution of thesis consultant is very important in process of thesis consulting. Based on the roles, the students expected are able to have a good relationship with thesis consultant in order to process of arranging thesis in right away. They said active consultant can influence the process of writing thesis to be a good written and it just the opposite like that. Based on Gunawan, the one function of consulting is understanding, that consultant give effective aid when consultant know and understand the problem, characteristic, necessity, interest, and their ability of student to confront the problem, it can result the finished problem for student.

C. Theoretical Framework

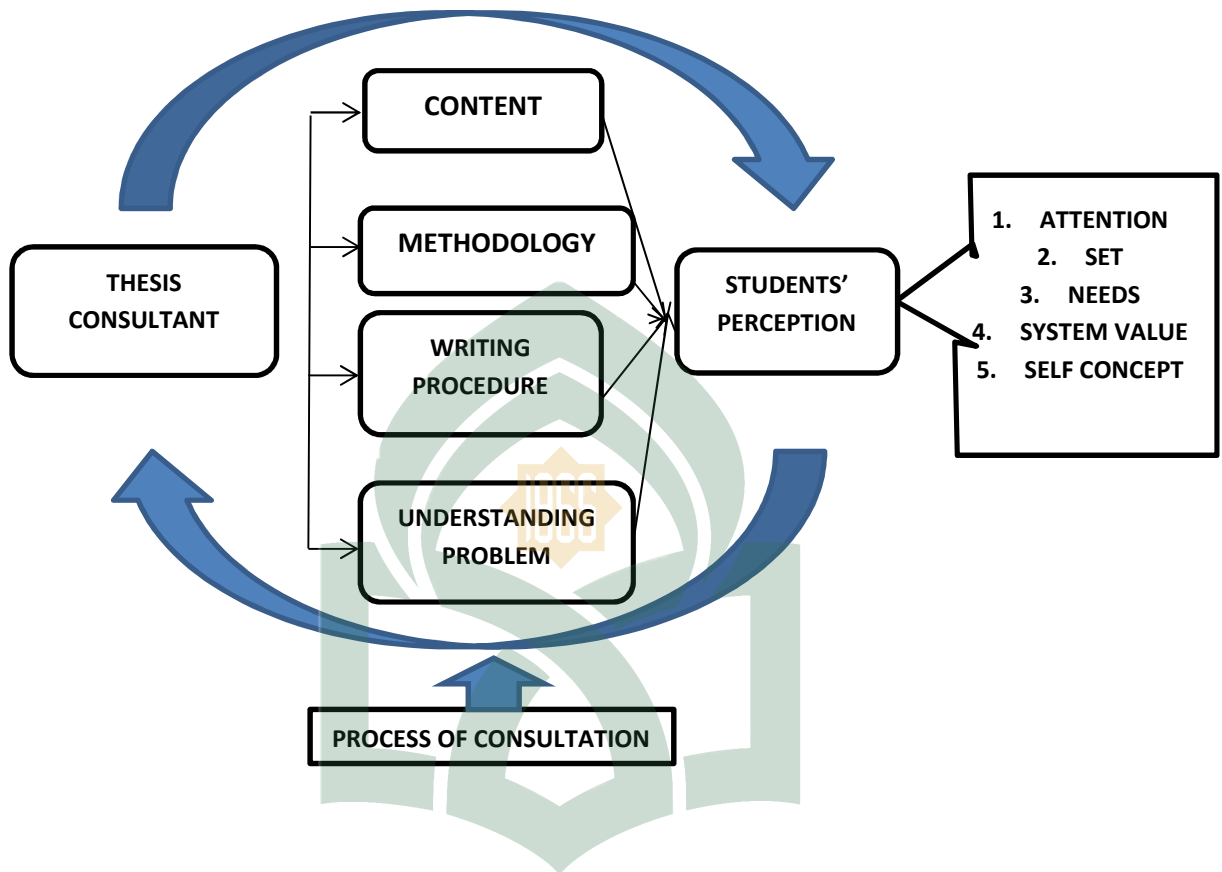


Figure 2.3 diagram of theoretical framework

The diagram can be described as follows:

Thesis consultants as people who help the students arrange their thesis and based on letter decision of dean, thesis consultants have roles to help the students understand about **content, methodology, writing procedure, and understanding the problem** what they facing. How the students take or accept emendation, direction and helping from thesis consultant and it depend on how the students' perception. **Students' perception** will influence many factors. As

perceiver, students have factors to influence their perception, it depend on attention, set, needs, system value, and self-concept.



CHAPTER III

RESEARCH METHOD

A. Research Design

This research was quantitative research which used many numbers in counting, started from collecting data, interpretation of data, and the appearance of the result (Arikunto, 2013). The researcher used the quantitative descriptive method. The goals of study were to get description of how the student's perception toward thesis consultant based on the roles of consultant in process of arranging thesis. Descriptive research was generally done with the main objective to systematically describe the facts and characteristics of the object or subject under study accurately. Survey is a type from quantitative research.

A survey design provided a quantitative or numeric description of trends, attitudes, or opinions of a population by studying a sample of that population. From sample results, the researcher generalized or made claims about the populations.

B. Research Participant

1. Population

Population is the important thing in the research. To describe of population is not about people but the meaning of population as group of object. Based on statistic expert, definition of population as a whole specific aspect of characteristic, phenomena, or concept that is main interest. This population is all of alumnus English Education Department in Alauddin State Islamic University of Makassar who have conducted having consultancy with thesis consultants in

especially in 2017 as fresh graduate. In that year, the totals of graduate students were 155 students.

2. Sample

Sample is part of whole and specific characteristic that have population if population so great and the researcher cannot find out all of population because limited of budget, energy, and time, so the researcher can use sample which take from population. What we got in samples, we can generalizes for population. So, the sample must represent population Arikunto said that, if population or subject is less than 100, the sample will take all of them and if the population more than 100, it is suggested sample will take between 10-15 % and 20-25% from population. Because population is more than 100 students, referring to the explanation Arikunto, and the sample in this study was 20% of population those as many as 30 people/students.

C. Research Instrument

Research instrument was a tool which was used to measure and collect data in research so it is more easily processed. The function of this research instrument got the data information concerning execution of study. In order to get data matching with research hence the researcher used instrument.

Table 3.1
Indicator of instrument

Variable	Dimension	indicator	No. Question	total
Process of consultation	beginning of consultation	Thesis consultants and students make an agreement about how	1,14	2

		the consultation		
	Implementing of consultation	Thesis consultants and students communicate about the thesis	2,15,28,48	4
	The end of consultation	The continuous of process consultation	3,16,27,29,43,45,46	6
role of thesis consultant	Content	Thesis consultants give advice about content of thesis	4,17,30	3
	Methodology	Thesis consultants help students about methodology	5,18,31	3
	Writing procedure	Thesis consultants give advice to students about writing procedure	6,19,32	3
	Problem solving	Thesis consultants help students to solve problem in process of writing thesis	7,20,33	3
	Another role	Attend in seminar of draft, qualify seminar, and final defense	39,40,41	3
Factor that influence perception	attention	How student give attention to their thesis consultants	8,21,34,42,47	5
	needs	How students needs to finish their thesis	9,22,35	3
	Self-concept	Students are introvert or extrovert person	10,23,36	3
	Set	Expectation students	11,24,37,44	4

		about their thesis consultants		
	System value	How the students giving value toward thesis consultant	12,25,38 ,13,2 6	5
Total				48

The type of instrument is questionnaire, Creswell said that “questionnaires are form used in a survey design that participant in a study complete and return to the researcher. The questionnaire consist the 48 questions that represent student perception toward thesis consultant. the researcher used closed questionnaire and using Likert scale. Every single question needed answer which should be chosen by respondents.

“SS = the meaning is strongly agree

“S = the meaning is agree

“KS= the meaning is disagree but it is weak

TS = the meaning strongly disagree

The questionnaire is recapitulated by giving a numerical value to each answer as see in Table 2:

Table 3.2
Numerical Score for Each Answer

Items	Strongly Agree	Agree	Disagree	Strongly Disagree
Positive statements	4	3	2	1
Negative statements	1	2	3	4

D. Data Collection Procedure

The researcher used questionnaire to know how the students' perception toward thesis consultants that researcher arranged it. It was closed questionnaire that had statements with available option and respondent just choose one option each questions, the procedures of collecting data were shown as follows:

1. The researcher collected the selected participants
2. The researcher gave short description about the topic of the research to the participants including the purpose of the study
3. The researcher gave the questionnaire sheets to all participants and gave them enough time to answer the questionnaire
4. The researcher collected the questionnaire sheets.

E. Data Analysis Technique

According to Hasan, data analysis was process to obtain data or number using the formula. The steps for data analysis technique were:

1. Editing

Editing was review or check the collecting data like completeness of questionnaire sheets, respondent identity, or questionnaire's answer. it is aim to reduce a mistaken.

2. Coding

Coding was given code for the answer was a number based on table 1 in each questions.

3. Tabulating

All of data will collected in table based on result of respondent. It has function to view the data easier than before.

4. Calculating Percentage

The way to get number of percentage was answer frequency divide respondent total and equal with 100 %. The formulate

$$P = \frac{F}{N} \times 100\%$$

Where:

P = Percentage

F = number of frequency

N = number of samples

5. Calculating the mean score

To calculate the mean score, the researcher used the formula as follows:

$$\bar{x} = \frac{\sum x}{N}$$

Notation:

\bar{x} : Mean score

$\sum x$: Total of the raw score

N: The number of sample

The mean score classified into five levels (DEPDIKBUD, 1994) such as follows:

- a. (86) to (100) was classified as very good
- b. (70) to (85) was classified as good
- c. (56) to (69) was classified as fair
- d. (36) to (55) was classified as bad
- e. (0) to (35) was classified as very bad

CHAPTER IV

FINDING AND DISCUSSION

A. Findings

Finding of this research was the answer of the research problem. The data was presented in quantitative manners. To answer the problem statement the researcher used descriptive statistics.

The findings of this research were taken from the result of the questionnaire. The data were collected from 30 alumni in period of 2017 at English education department Alauddin state Islamic university of Makassar.

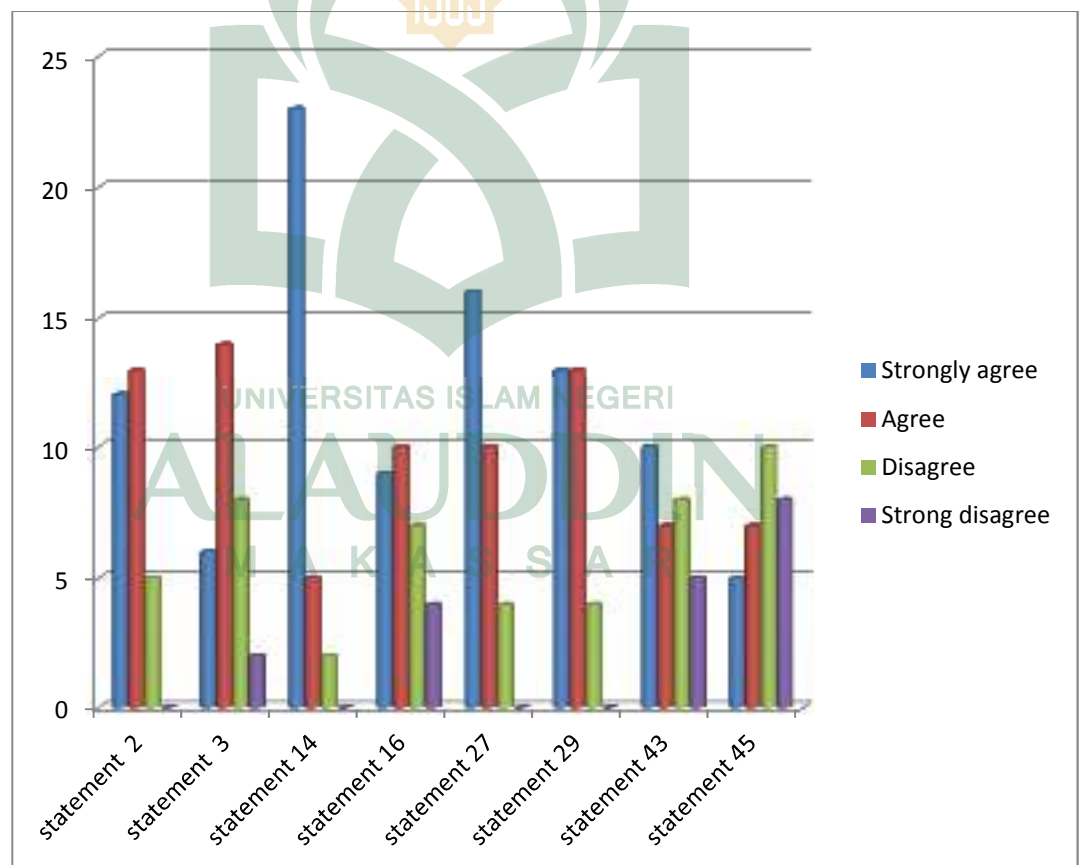
The questionnaire had 48 statements, and it would be divided based on variable. There were 3 variable of questionnaire; it was process of consultation, roles of thesis consultants, and factor that influence perception. Before that, the researcher have been checking the questionnaire by using Microsoft excel about the validity and reliable of the questionnaire. From 48 questionnaires, there were 10 invalid statements and 7 statements are similar meaning. It could be seen in appendix C. Then, total of statements had processed were 31 statements in order to give clear description of the findings, the researcher explained them as follows:

1. The Result of Students' Perception Toward Thesis Consultants In English Education Department Alauddin State Islamic Makassar toward process in consultation

Table of Students perception toward process consultation were shown in the appendix C, it showed there 12 questions of this part. After the researcher checked validity by using Microsoft excel, there were 2 questions was invalid,

they were statements 1 and 46. The items 15 and 28 had similar meaning with number 2 to indicate the consistency of respondents and the result was close. So, the items would be decreased for number 15 and 28. Then, 8 questions were used. The result of descriptive statistic was shown in the appendix D. Based on the researcher that has been conducted at the alumni of English Education Department with sample 30 alumni, the researcher gathered data through questionnaire that had been completed by the students, then the students were given a score on each time.

Figure 4.1. Diagram Result of process consultation



From in advance diagram, 9 statements which result:

Statements 2, thesis consultants giving advice for students clearly so students understand what they should do were 12 students or 40% state strongly agree and 13 students or 43% agree. It conclude that category of explanation consultants was good. But we cannot ignore there are 5 students or 17 % disagree did not understand the advice of consultants in process.

Statement 3, students understand the written of thesis consultants in script were 6 students or 20% strongly agree and 14 students or 46 % agree. It concluded that category of written thesis consultants was fair because 10 students or 34 % disagree and strongly disagree.

Statements 14, consultants asked students about alteration they made it were 23 students or 77% strongly agree and 5 students or 17 % agree. There 2 students or 6 % disagree. It concluded this category was very good.

Statements 16, time that used thesis consultants for check the script long were 9 students or 30% strongly agree and 10 students or 33 % agree. It concluded that category of the long checking time by thesis consultants was still fair because 11 students or 37 % disagree and strongly disagree.

Statements 27, thesis consultants gave motivation for students are in very good category because 16 students or 54 % strongly agree and 10 students or 33 % agree and just 4 students or 13 % did not get motivation from thesis consultants.

Statements 29, students have high motivation when the script has a lot of note from thesis consultants were 84 % or 26 students strongly agree and agree. It stated that the category was good. Only 4 students or 13% disagree.

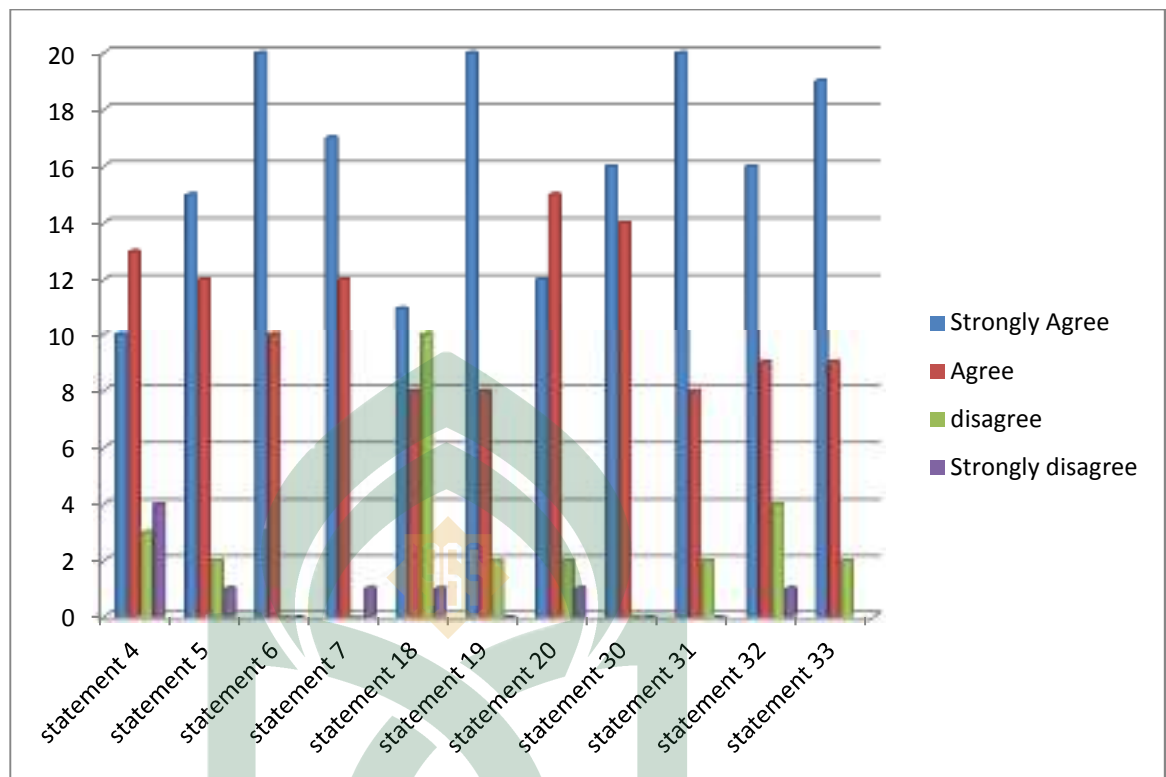
Statements 43, thesis consultants allowed the students to have consultation without appointment before was 57 % or 17 students strongly agree and agree. It state the category was fair because 13 students or 43% disagree and strongly disagree.

Statement 45, students got a lot of alteration when final defense was fair because 40 % or 12 students strongly agree and agree and 18 students or 60 % disagree and strongly disagree. It stated that students in final defense are fair in got alteration.

2. The Result of Students' Perception toward Thesis Consultants in English Education Department Alauddin State Islamic Makassar toward the roles of thesis consultants.

Table of Students perception toward process consultation were shown in the appendix C, it showed there 16 questions of this part. After the researcher checked validity using Microsoft excel, there are 5 questions are invalid, statements 17,34,39,40, and 41. Hence, 11 items would be used. The result of descriptive statistic was shown in the appendix D. Based on the researcher that has been conducted at the alumni of English Education Department with sample 30 alumni, the researcher gathered data through questionnaire that has been completed by the students, then the students were given a score on each time.

Figure 4.2. diagram of roles thesis consultants



From diagram above, it would be explain 11 items about the roles of thesis consultants.

Statements 4, thesis consultants gave suggestion books for students about the material was 23 students or 77% agree and strongly disagree. There are 7 students or 23 % disagree and strongly disagree. The category was good.

Statement 5, thesis consultants had big impact about the material emendation was 90 % or 27 students strongly agree and agree. It concluded that the category of this statement was very good. There are just 3 students or 10 % disagree and strongly disagree.

Statement 6, Thesis consultants gave alteration about writing procedure based on manual book of UIN Alauddin Makassar was 100 % or all of students get recommendation using the manual books from thesis consultant.

Statement 7, Thesis consultant asked the students' knowledge about their thesis was 17 students or 57% strongly agree and 12 students or 40 % agree. The category of this statement was very good. It just 1 students state strongly disagree.

Statement 18, Thesis consultants suggested the books about population and sample was 11 students or 37 % strongly disagree and 8 students or 27% agree. Then, there are 11 students or 36 % disagree and strongly disagree. It concluded that the category was fair.

Statement 19, thesis consultants checked grammatical error of thesis was 20 students or 67 % strongly agree and 8 students or 26 % agree. There are just 2 students choose disagree or 7 % from all respondents

Statement 20, Thesis consultants asked students to explain the needs of their thesis was 12 students or 40 % strongly agree and 15 students or 50 % agree. There was 3 students or 10 % disagree and strongly disagree. it state that the category was very good.

Statement 30, thesis consultants asked the purpose of thesis. The result was 100 % students strongly agree and agree about thesis consultants who asked the students to know the ability student how they found the problem.

Statement 31, Thesis consultants checked the research instruments was 20 students or 67 % strongly disagree and 8 students or 26 % agree. There are just 2 students disagree.

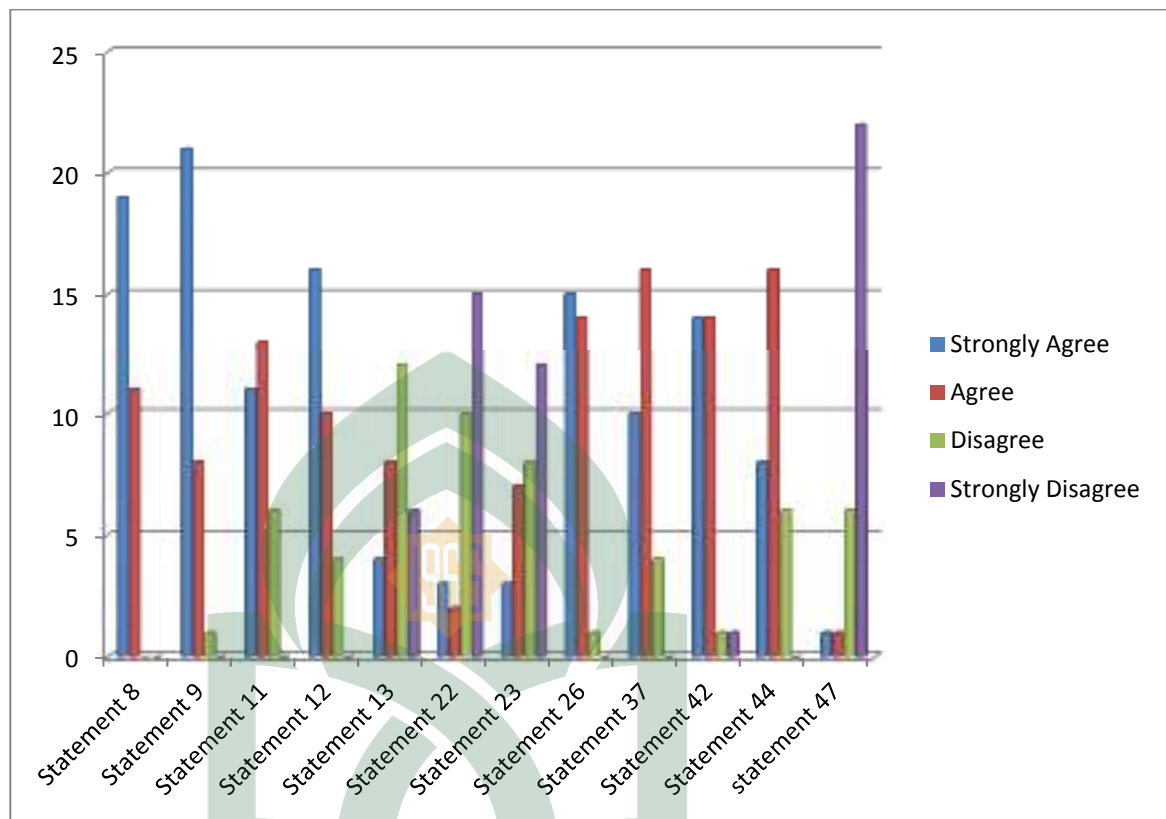
Statement 32, thesis consultants checked bibliography was 16 students or 54 % and 9 students or 30 % agree. There were 5 students or 16 % disagree and strongly disagree. It concluded that the category was good.

Statement 33, Thesis consultants enactive the understanding students toward their thesis were 28 students or 94 % strongly agree and agree. There 2 students or 7 % disagree. it stated that the category was very good.

3. The Result of Students' Perception toward Thesis Consultants in English Education Department Alauddin State Islamic Makassar toward factor that influence perception

Table of Students perception toward process consultation were shown in the appendix C, it showed there 16 questions of this part. After the researcher checked validity using Microsoft excel, there are 3 questions are invalid, statements 10, 25 and 36. Also there are 2 similar statements to give consistency in respondents that it would disappeared. Hence, 11 items would be used. The result of descriptive statistic was shown in the appendix D. Based on the researcher that has been conducted at the alumni of English Education Department with sample 30 alumni, the researcher gathered data through questionnaire that has been completed by the students, then the students were given a score on each time.

Figure.4.3. diagram factor that influence perception



Statement 8, Students listened the suggestion attentively from thesis consultants was 100 % all the students chose strongly agree and agree because it was the main point of this consultation to listen and understand what consultants want.

Statement 9, Students wanted to finish their thesis quickly was 21 students or 70 % strongly agree and 26 % or 8 students agree. It was one person choose disagree. It concluded that the need of student to finish their thesis was good.

Statement 11, Students knew their thesis consultants explicit personality in consultation was 11 students or 37% strongly disagree and 13 students or 43 % agree. There was 6 students disagree. The category of this statement was good.

Statement 12, Thesis consultants were expert in the field of student research was 16 students or 54 % strongly agree and 10 students or 33% agree. There were only 4 students or 13% disagree. it concluded that this statement was very good category.

Statement 13, Thesis consultants and students had known each other before was 4 students or 13% strongly disagree and 8 students or 27% agree. There are 12 students or 40% disagree and 6 students or 20% strongly disagree. it stated that this category was bad.

Statement 22, Students were lazy to get consultation was 5 students or 17% strongly agree and agree. There were 10 students or 33% disagree and 15 students or 50% strongly disagree. it concluded that the students' need to finish their thesis was good. But it should be concerned about the lazy students in their process of arranging thesis.

Statement 23, Students were afraid to express their opinion in front of thesis consultants was 10 students or 33% agree with this statement and 67% or 20 students disagree and strongly disagree. it concluded that the problem students to make a good communication with thesis consultant still fair.

Statement 26, Thesis consultants knew as amazing person was 15 students or 50 % strongly agree and 14 students or 47% agree. There was just 1 person state that thesis consultant was not amazing person. This category was in very good level.

Statement 37, Thesis consultants were detail personality when consultation was 10 students or 34% strongly disagree and 16 students or 53 % agree. it was 4 students or 13 % state that their thesis consultant was not detail person in consultation. This category was very good.

Statement 42, Thesis consultants were welcome when students' consultation was 28 students or 94 % state that they agree and strongly agree. It was 2 students or 6% disagree or strongly disagree.

Statement 44, the consultation had appropriated what students needs was 8 students or 27% strongly agree and 16 students or 53% agree. There were 6 students or 20% disagree. it concluded that this category have good category.

Statement 47, students thought thesis consultants not care about their thesis was only 2 person or 6 % choose agree and strongly agree. There was 28 students or 94% disagree and strongly disagree.

From all the statements had explained about 3 variable of this section. It would be concluded with means score result that could see in appendix E.

Table 4.1.result of means score

No	Variable	Means score	category
1	Process of consultation	73,3 %	Good
2	Roles of thesis consultants	82,3%	Good
3	Factor that influence perception	81,7%	Good

B. Discussion

This section discussed the result of the data analysis. It consisted of student's perception toward thesis consultants. There were 3 part based on process consultation, roles of thesis consultant and factor that influenced perception. The analysis was conducted based on the result of the questionnaire.

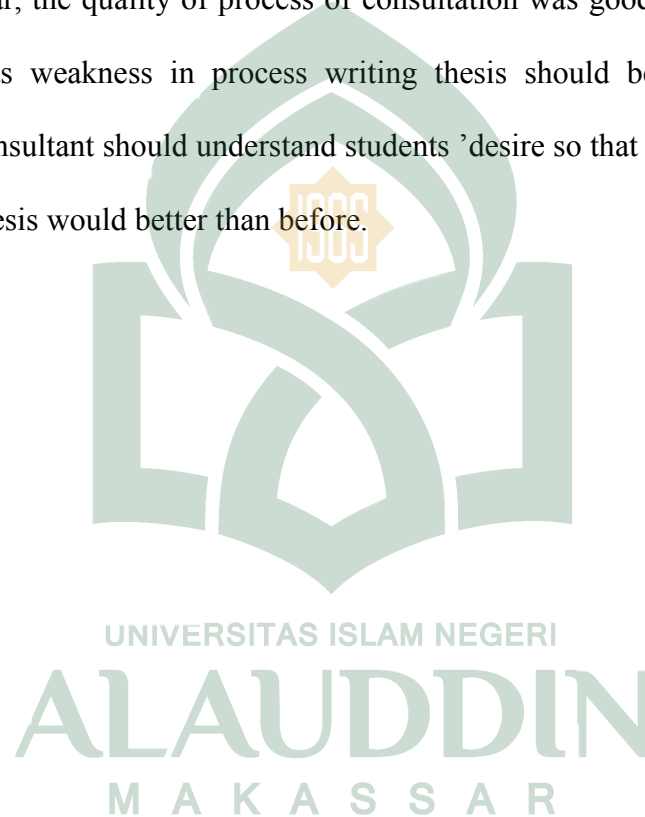
Based on the result of process consultation, the data of questionnaire data was run to show the level of students' perception toward thesis consultant in process of consultation was the mean score 73,3% in category good. It was high from other aspect like how the thesis consultant asked the alteration from students to certain that students have made the change in their thesis and it fair when time that checked the script of thesis.

Based on the result of roles thesis consultant, the questionnaire data was run to show the level of students' perception toward thesis consultant in roles of thesis consultant was the mean score 82,3% in category good. As generally, thesis consultant have been conducted their roles as thesis consultants. But there was aspect that is fair, it was thesis consultant asked suggested the books that correlate with students research.

Based on factor that influenced perception, the questionnaire data was run to show the level of students' perception toward thesis consultant in roles of thesis consultant was the mean score 81,7% in category good. But there were some aspects that students were fair. It was students' afraid to express their opinion in front of the thesis consultants. This factor can be obstructed the process of consultation because without reciprocal each other with thesis consultant and

students. It was difficult to build the good communication that is important in process consultation.

This research finding had the similarity with the previous research which was conducted by zulkifli N (2012) stated that the students perception toward thesis consultants was good and very good(95,24%) as survey in university of Riau. As similar, the quality of process of consultation was good and very good. But, There was weakness in process writing thesis should be increased .the implication, consultant should understand students 'desire so that the whole aspect of arranging thesis would better than before.



CHAPTER V

CONCLUSION AND SUGGESTION

This chapter presented the conclusions and suggestions of this research. Conclusion described how about the students' perception toward thesis consultants in English Education department Alauddin state Islamic university of Makassar. Suggestions were taken based on findings and conclusions obtained in this research.

A. Conclusion

Relating to the research findings and suggestion in the previous chapter, the conclusions were presented in the following statements:

Based on the result of students' perception toward thesis consultants in English Education department Alauddin state Islamic university of Makassar with consider by means score students perception from process of consultation was good with 73,3% score. Roles of thesis consultant was 82,3 % and factor that influence the perception was 81, 7% point and it concluded this variable was in good category.

The conclusion of this research was thesis consultants had gotten positive perception from students generally but in some factors were less and factor from internal students also influences how they perception their thesis consultant.

B. Suggestion

Based on the findings conclusion above, it was suggested that in students' perception toward thesis consultants were:

As the researcher found that students gave positive perception for thesis consultants because they roles as thesis consultants were conducted generally, although there were some factors in :

1. Thesis consultants are professional person who have mandate to help the students in process of writing which have experience and capability in the research. On the contrary, students are beginner in the research.so, it hopes thesis consultants help the students on process of the research and understand what students need, consultants are not judging
2. Thesis consultants and students should build a good communication in process of consultancy in order that students can understand what consultants' advice in the research.
3. Students and thesis consultant should understand each other. Be sides as people who need their consultants, students should be proactive to finish their thesis or not postpone or ignore the thesis. If the deadline was coming students insist the consultants. Thesis consultants have another business, not just to serve the students. So, students should be managing their time to confront thesis consultant.

BIBLIOGRAPHY

- Arikunto, S. 2006. *Prosedur Penelitian Suatu Pendekatan Praktik*. Jakarta: Rineka Cipta.
- _____. *Prosedur Penelitian Suatu Pendekatan Praktis (15th edition)*. Jakarta: Rineka Cipta 2013
- Berstein, Douglas. A. *Essentials of Psychology*. Cengage Learning. 2010.
- Chaplin, J.P. *Kamus Lengkap Psikologi (Edisi 5)*. Jakarta: PT Raja Grafindo Persada, 1999.
- Creswell, John. W. *Research Design: Qualitative, Quantitative, and Mixed Methods Approaches*. Thousand Oaks: Sage Publication Inc.2009.
- Damapolii, Muljono. *Pedoman KTI UIN Alauddin Makassar*. Cet. I; Edisi revisi. Makassar: Alauddin press, 2013.
- Darmono dan Hasan. *Menyelesaikan Skripsi dalam Satu Semester*. Jakarta: Gramedia Widiasarana, 2008.
- Depdikbud, 1994. *Petunjuk pelaksanaan proses pembelajaran mengajar*, Jakarta: Depdikbud.
- Fazio, R dan Williams. Attitude accessibility as a moderator of attitude- perception and attitude behavior relation.” *Journal of personality and social psychology*, no. 51,505-514. (Diakses 22 Agustus 2017)
- Goldstein, E. Bruce. *Sensation and Perception*. Edisi Kedelapan ; Amerika: Wardsworth Cengage Learning, 2010.
- Gunawan, Y. *Pengantar Bimbingan Dan Konseling Buku Panduan Mahasiswa*. Jakarta: Gramedia Pustaka Utama, 1992.
- Hendra, Faisal.” Persepsi mahasiswa terhadap proses pembelajaran kemahiran bahasa.” *jurnal al-azhar Indonesia seri humaniora*, vol. 2 no. 1, (Maret 2013). (diakses 3 desember 2016)
- Ivancevich, John M. *organizational behavior and management*. Boston: McGraw-Hill, 2008.

- Julianto, Ari. "Bimbingan dan dosen pembimbing skripsi", *Media konsultasi skripsi FKIP Bahasa Inggris*. <https://skripsi-fkip-inggris.blogspot.co.id/2013/08/bimbingan-dan-dosen-pembimbing-skripsi.html>. (14 juli 2017)
- Karyanah, Yayah. "Hubungan antara peran dosen pembimbing dengan kecemasan mahasiswa keperawatan dalam menghadapi tugas akhir skripsi di perguruan tinggi 2014." *Indonesian Journal of Nursing Health Science*, vol.1 no. 1, (Maret 2016). <http://ejurnal.esaunggul.ac.id>. (Diakses 6 Februari 2017)
- Langton, dkk. *Organizational Behavior*, fifth Canadian Edition: Pearson Education Canada, 2010.
- Makhsus." Persepsi Masyarakat Tentang Pentingnya Pendidikan Fomal 12 Tahun" *skripsi*. Jakarta: Fakultas Tarbiyah Dan Ilmu Keguruan UIN Syarif Hidayatullah, 2013.
- Marsudi, S. *Layanan Bimbingan Konseling Disekolah*. Surakarta: Muhammadiyah University Press, 2010.
- N, Zulkifli. " Persepsi Mahasiswa Tentang Peranan Dosen Pembimbing Dalam Pembuatan Tugas Akhir (Skripsi) Mahasiswa Pada Program Studi Administrasi Pendidikan FKIP Universitas Riau Pekanbaru." *EDUCHILD*, vol.01 no.1 (2012). <https://ejournal.unri.ac.id> (Diakses 21 Juli 2016)
- Pinaryo. "Persepsi Mahasiswa Universitas Muhammadiyah Ponorogo Terhadap Program Kewirausahaan Mahasiswa." *Jurnal Aristo*, vol.2 no.1 (Agustus 2014). <http://journal.umpo.ac.id>. (Diakses 30 November 2016)
- UIN Alauddin Makassar. *Pedoman Edukasi UIN Alauddin Makassar*. Makassar: Alauddin University Press, 2016.
- Sarwono, Sarlito W. *Pengantar umum psikologi*. Jakarta: Bulan bintang, 2003.
- Schacter, Daniel. L, dkk. *Psychology*. United stated of America: Worth Publishers, 2009.
- Sidarwati, Sri. " Persepsi Mahasiswa Terhadap Layanan Ruang Baca Di Perpustakaan Universitas Bosowa 45 Makassar". *Skripsi*. Makassar: Fakultas Adab dan Humaniora UIN alauddin , 2015.
- Sugiyono. *Cara Mudah Menyusun :Skripsi,Tesis, Dan Disertasi*. Cet.II; Bandung: Alfabeta, 2014.

Sunarni, dkk. "Kualitas Pelayanan Dosen Menurut Persepsi Mahasiswa." *Manajemen Pendidikan*, vol. 23 no. 3, (Maret 2011). <http://narni-klaten.blogspot.com> (Diakses 3 Desember 2016)

"Thesis, 2016.<http://en.wikipedia.org/wiki/thesis> (28 oktober)

Winkel, W.S, Sri hastuti M.M. *Bimbingan dan Konseling di Institusi Pendidikan*. Yogyakarta: Media Abadi, 2004.

Widodo, Arif dan Sustra Beauty. " Hubungan Antara Peran Dosen Dengan Kecemasan Mahasiswa Keperawatan Dalam Menghadapi Tugas Akhir Skripsi Di Fakultas Ilmu Kesehatan UMS". (2011) <https://publikasiilmiah.ums.ac.id>. (Diakses 18 agustus 2016)

Wiyatmo,dkk. " Efektivitas Bimbingan Tugas Akhir (TAS) Mahasiswa Jurusan Pendidikan Fisika FMIPA UNY". <http://staff.uny.ac.id/sites/default/files/131656347/efektivitas.bimb.TAS.pdf> (Diakses

**APPENDIX A
QUESTIONNAIRE**

**“Students’ perception toward thesis consultants in English education Department UIN
Alauddin Makassar”**

Nama :
 Nim :
 Waktu yudisium :
 Gender :
 Lama bimbingan :
 (bimbingan pertama sampai ujian munaqasyah)

KETERANGAN PILIHAN JAWABAN

(ceklis jawaban di kolom yang disediakan)

SS = SANGAT SETUJU S = SETUJU KS = KURANG SETUJU TS = TIDAK SETUJU

SKALA

No	Pernyataan	SS	S	KS	TS
1.	Sebelum saya bimbingan saya membuat janji dengan dosen untuk meminta waktunya	23	5	2	0
2.	Dosen pembimbing mengutarakan saran perbaikan dengan jelas sehingga saya langsung mengerti apa yang harus diperbaiki.	12	13	5	0
3.	saya mengerti tulisan/coretan perbaikan apa yang dituliskan dosen pembimbing di skripsi saya	6	14	8	2
4.	Dosen pembimbing menganjurkan buku apa yang cocok untuk referensi materi saya	10	13	3	4
5	Saya sangat terbantu oleh dosen dalam perbaikan metode yang digunakan dalam proposal saya	15	12	2	1
6	Dosen memberikan perbaikan tentang penulisan proposal yang baik dan benar dan sesuai dengan Pedoman KTI UIN Alauddin Makassar	20	10	0	0
7	Dosen pembimbing mempertanyakan pengetahuan saya tentang proposal yang saya buat	17	12	0	1
8	Saya menyimak dengan baik saran yang diberikan dosen pembimbing	19	11	0	0
9	Saya sangat ingin cepat menyelesaikan skripsi saya	21	8	1	0
10	Saya sangat gugup ketika menghadapi dosen pembimbing	2	18	6	4
11	Dosen pembimbing saya terkenal dengan ketegasannya dalam membimbing skripsi	11	13	6	0
12	Dosen pembimbing saya sudah sangat berpengalaman dalam bidang permasalahan yang saya teliti . (ex: dosen pembimbing memiliki latar ilmu psikologi seperti penelitian yang saya kerjakan)	16	10	4	0

13	Dosen pembimbing saya sudah mengenal saya terlebih dahulu/akrab sebelum bimbingan	4	8	12	6
14	dosen menanyakan perubahan apa yang telah saya buat setelah bimbingan	9	14	5	2
15	Ketika bimbingan saya tidak mengerti tentang apa yang diinginkan oleh dosen pembimbing.	3	4	12	11
16	Rentang waktu dosen pembimbing memeriksa skripsi saya cukup lama jadi saya harus cepat melakukan revisi.	9	10	7	4
17	Dosen pembimbing menge-check latar background yang saya buat.	16	13	1	0
18	Dosen pembimbing memberi rujukan buku tentang cara memilih populasi atau sampel	11	8	10	1
19	Dosen pembimbing memeriksa kesalahan grammar dalam skripsi saya.	20	8	2	0
20	Saya diminta menjelaskan apa yang saya inginkan tentang proposal yang saya buat kepada dosen pembimbing	12	15	2	1
21	Saya menyimak dengan baik apa saja saran yang diberikan dosen pembimbing	18	12	0	0
22	Saya selalu malas untuk bimbingan skripsi	3	2	10	15
23	Saya takut mengungkapkan gagasan saya apa yang saya inginkan terhadap skripsi saya	3	7	8	12
24	Saya pikir dosen pembimbing saya kurang perhatian terhadap skripsi yang saya buat	3	3	9	15
25	Dosen pembimbing saya adalah dosen "killer".	0	3	12	15
26	Saya mengenal dosen pembimbing saya sebagai orang yang patut dikagumi	15	14	1	0
27	Saya diberikan motivasi oleh dosen pembimbing untuk menyelesaikan skripsi saya	16	10	4	0
28	Saya mengerti tentang perbaikan yang diutarakan dosen pembimbing saat sesi bimbingan	9	18	3	0
29	Saya bersemangat revisi ketika banyak catatan tertulis yang ditinggalkan di skripsi/ banyak coretan perbaikan	13	13	4	0
30	Dosen pembimbing mempertanyakan tujuan apa yang saya inginkan terhadap proposal saya	16	14	0	0
31	Dosen pembimbing mengecek instrument yang saya buat	20	8	2	0
32	Dosen pembimbing mengecek bibliography yang saya susun	16	9	4	1
33	Dosen pembimbing memastikan saya mengerti tentang apa yang diinginkan proposal yang saya buat	19	9	2	0
34	Saya menulis sendiri perbaikan skripsi saya di buku konsultasi	10	5	9	6
35	Saya tidak terburu-buru untuk menyelesaikan skripsi saya	0	2	13	8
36	Saya mudah untuk mengungkapkan pendapat saya kepada	6	6	13	8

	dosen pembimbing ketika bimbingan karena gugup				
37	dosen pembimbing saya adalah orang yang sangat teliti dalam memeriksa skripsi saya	10	16	4	0
38	Saya mengagumi dan menghormati dosen pembimbing saya	22	6	2	0
39	dosen pembimbing menghadiri seminar proposal saya	15	11	4	0
40	Dosen pembimbing mennghadiri seminar hasil saya	5	4	10	11
41	Dosen pembimbing menghadiri ujian munaqasyah saya	5	6	13	6
42	Dosen pembimbing saya sangat welcome ketika saya bimbingan	14	14	1	1
43	dosen pembimbing memperbolehkan saya berkonsultasi di luar waktu bimbingan	10	7	8	5
44	Bimbingan yang diberikan dosen pembimbing sudah sesuai harapan saya	8	16	6	0
45	Ketika ujian munaqasyah sangat banyak perbaikan yang saya terima	5	7	10	8
46	Saya mengulang ujian munaqasyah saya	0	0	1	29
47	Saya merasa dosen pembimbing saya tak terlalu peduli dengan isi skripsi saya	1	1	6	22
48	Saya merasa dibimbing dengan baik oleh dosen pembimbing saya	23	4	3	0

APPENDIX B

RESULT OF DESCRIPTIVE

1. The Result of Students' Perception Toward Thesis Consultants In English Education Department Alauddin State Islamic Makassar toward the process in consultation

Table 4.1.1. Thesis consultants explained about the advice clearly so students can understand.

No.	Statement question 2	Respondents	frequency
1.	Strongly agree	12	40%
2.	Agree	13	43%
3.	Disagree	5	17%
4.	Strongly disagree	0	0

Table 4.1.2. The students understand the written of thesis consultants in script clearly.

No.	Statement question 3	Respondents	Frequency(%)
1.	Strongly agree	6	20%
2.	Agree	14	46%
3.	Disagree	8	27%
4.	Strongly disagree	2	7%

Table 4.1.3. Consultants asked students about alteration they made it.

No.	Statement question 14	Respondents	Frequency(%)
1.	Strongly agree	23	77%
2.	Agree	5	17%
3.	Disagree	2	6%
4.	Strongly disagree	0	0%

table 4.1.4. The time that used by thesis consultants for check the script are long

No.	Statement question 16	Respondents	frequency
1.	Strongly agree	9	30%
2.	Agree	10	33%
3.	Disagree	7	24%
4.	Strongly disagree	4	13%

Table 4.1.5. Thesis consultants gave motivation for students to finish their thesis.

No.	Statement question 27	Respondents	frequency
1.	Strongly agree	16	54%
2.	Agree	10	33%
3.	Disagree	4	13%
4.	Strongly disagree	0	0%

Table 4.1.6. Students have high motivation when the script have many note from thesis consultants

No.	Statement question 29	Respondents	frequency
1.	Strongly agree	13	43%
2.	Agree	13	43%
3.	Disagree	4	14%
4.	Strongly disagree	0	0%

Table 4.1.7. Thesis consultants allowed the students to have consultation without appointment before.

No.	Statement question 43	Respondents	frequency
1.	Strongly agree	10	33%
2.	agree	7	24%
3.	disagree	8	27%
4.	Strongly disagree	5	16%

Table 4.1.8. Students got alteration when final defense

No.	Statement question 45	Respondents	frequency
1.	Strongly agree	5	17%
2.	Agree	7	23%
3.	Disagree	10	33%
4.	Strongly disagree	8	27%

2. The Result of Students' Perception Toward Thesis Consultants In English Education Department Alauddin State Islamic Makassar toward the roles of thesis consultants

Table 4.2.9. Thesis consultants gave suggestion books for students about the material

No.	Statement question 4	Respondents	Frequency(%)
1.	Strongly agree	10	34%
2.	agree	13	43%
3.	disagree	3	10%
4.	Strongly disagree	4	13%

Table 4.2.10. Thesis consultants had big impact about material emendation .

No.	Statement question 5	Respondents	Frequency(%)
1.	Strongly agree	15	50%
2.	agree	12	40%
3.	disagree	2	7%
4.	Strongly disagree	1	3%

Table 4.2.11. Thesis consultants gave alteration about writing procedure based on manual book of UIN Alauddin

No.	Statement question 6	Respondents	frequency
1.	Strongly agree	20	67%
2.	agree	10	33%
3.	disagree	0	0%
4.	Strongly disagree	0	0%

Table 4.2.12. Thesis consultant asked the students' knowledge about their thesis

No.	Statement question 7	Respondents	frequency
1.	Strongly agree	17	57%
2.	Agree	12	40%
3.	Disagree	0	0%
4.	Strongly disagree	1	3%

Table 4.2.13. Thesis consultants suggested the books about population and sample

No.	Statement question 18	Respondents	frequency
1.	Strongly agree	11	37%
2.	Agree	8	27%
3.	Disagree	10	33%
4.	Strongly disagree	1	3%

Table 4.2.14. Thesis consultants checked grammatical error of thesis

No.	Statement question 19	Respondents	frequency
1.	Strongly agree	20	67%
2.	Agree	8	26%
3.	Disagree	2	7%
4.	Strongly disagree	0	0%

Table 4.2.15. Thesis consultants asked students to explain the needs of their thesis.

No.	Statement question 20	Respondents	frequency
1.	Strongly agree	12	40%
2.	Agree	15	50%
3.	Disagree	2	7%
4.	Strongly disagree	1	3%

Table 4.2.16. Thesis consultants asked students the purpose of thesis

No.	Statement question 30	Respondents	frequency
1.	Strongly agree	16	53%
2.	Agree	14	47%
3.	Disagree	0	0%
4.	Strongly disagree	0	0%

Table 4.2.17. Thesis consultants checked the research instruments

No.	Statement question 31	Respondents	frequency
1.	Strongly agree	20	67%
2.	Agree	8	26%
3.	Disagree	2	7%
4.	Strongly disagree	0	0%

Table 4.2.18.thesis consultants checked bibliography

No.	Statement question 32	Respondents	frequency
1.	Strongly agree	16	54%
2.	Agree	9	30%
3.	disagree	4	13%
4.	Strongly disagree	1	3%

Table 4.2.19. Thesis consultants enactive the understanding students toward their thesis.

No.	Statement question 33	Respondents	frequency
-----	-----------------------	-------------	-----------

1.	Strongly agree	19	64%
2.	Agree	9	30%
3.	Disagree	2	7%
4.	Strongly disagree	0	0%

3. The Result of Students' Perception Toward Thesis Consultants In English Education Department Alauddin State Islamic Makassar toward factor influence the perception

Table 4.3.20. Students listened the suggestion attentively

No.	Statement question 8	Respondents	frequency
1.	Strongly agree	19	64%
2.	Agree	11	36%
3.	Disagree	0	0%
4.	Strongly disagree	0	0%

Table 4.3.21. Students wanted to finish their thesis quickly

No.	Statement question 9	Respondents	frequency
1.	Strongly agree	21	70%
2.	Agree	8	26%
3.	Disagree	1	4%
4.	Strongly disagree	0	0%

Table 4.3.22. Students known their thesis consultants are explicit personality

No.	Statement question 11	Respondents	frequency
1.	Strongly agree	11	37%
2.	Agree	13	43%
3.	Disagree	6	20%
4.	Strongly disagree	0	0%

Table 4.3.23. Thesis consultants are expert in the field of student research

No.	Statement question 12	Respondents	frequency
1.	Strongly agree	16	54%
2.	agree	10	33%
3.	disagree	4	13%
4.	Strongly disagree	0	0%

Table 4.3.24. Thesis consultants and students had known each other before.

No.	Statement question 13	Respondents	frequency
1.	Strongly agree	4	13%
2.	agree	8	27%
3.	disagree	12	40%
4.	Strongly disagree	6	20%

Table 4.3.25. Students are lazy to get consultation

No.	Statement question 22	Respondents	frequency
1.	Strongly agree	3	10%
2.	agree	2	7%
3.	disagree	10	33%
4.	Strongly disagree	15	50%

Table 4.3.26. Students afraid to express their opinion in front of thesis consultants

No.	Statement question 23	Respondents	frequency
1.	Strongly agree	3	10%
2.	agree	7	23%
3.	disagree	8	27%
4.	Strongly disagree	12	40%

Table 4.3.27. Thesis consultants known as amazing person

No.	Statement question 26	Respondents	frequency
1.	Strongly agree	15	50%
2.	agree	14	47%
3.	disagree	1	3%
4.	Strongly disagree	0	0%

Table 4.3.28. Thesis consultants are detail personality when consultation

No.	Statement question 37	Respondents	frequency
1.	Strongly agree	10	34%
2.	agree	16	53%
3.	disagree	4	13%
4.	Strongly disagree	0	0%

Table 4.3.29. Thesis consultants are welcome when students consultation

No.	Statement question 42	Respondents	frequency
1.	Strongly agree	14	47%
2.	agree	14	47%
3.	disagree	1	3%
4.	Strongly disagree	1	3%

Table 4.3.30. The consultation have appropriated what students needs

No.	Statement question 44	Respondents	frequency
1.	Strongly agree	8	27%
2.	agree	16	53%
3.	disagree	6	20%
4.	Strongly disagree	0	0%

Table 4.3.31. students thought thesis consultants not care about their thesis

No.	Statement question 47	Respondents	frequency
1.	Strongly agree	1	3%
2.	agree	1	3%
3.	disagree	6	20%
4.	Strongly disagree	22	74%





UNIVERSITAS ISLAM NEGERI
ALAUDDIN
M A K A S S A R

ROLES OF THESIS CONSULTANTS

NO	item 1	item 2	item 3	item 4	item 5	item 6	item 7	item 8	item 9	item 10	item 11	item 12	item 13	item 14	item 15	item 16	total
	S4	S5	S6	S7	S17	S18	S19	S20	S30	S31	S32	S33	S34	S39	S40	S41	
1	4	4	4	4	4	2	4	1	3	2	4	3	1	4	1	2	47
2	4	3	3	3	4	1	3	2	3	3	3	3	3	3	1	2	44
3	4	4	4	4	4	4	4	4	4	4	4	4	1	3	1	1	53
4	4	4	4	4	4	4	4	4	4	4	4	4	4	4	1	4	61
5	3	3	3	3	4	2	4	3	3	4	2	3	2	3	1	3	46
6	1	3	4	4	4	3	4	4	4	4	4	4	1	3	1	2	50
7	3	4	4	4	3	4	4	3	3	3	3	3	3	4	1	2	51
8	1	4	4	4	3	2	4	4	4	4	3	4	4	4	1	1	51
9	4	2	4	4	3	4	2	4	4	4	4	4	1	4	1	4	53
10	2	3	4	3	4	2	3	3	3	3	4	4	1	2	2	2	45
11	3	2	3	3	3	2	2	3	3	3	2	2	3	3	1	1	39
12	3	4	4	3	4	3	3	3	4	4	4	4	4	4	2	1	54
13	2	4	4	4	4	4	4	4	3	3	3	4	2	4	1	1	51
14	1	1	3	1	3	2	3	3	3	3	3	2	3	3	2	2	38
15	4	4	3	4	3	4	4	4	4	4	4	4	1	3	1	3	54
16	3	3	4	4	4	2	4	3	4	4	2	3	2	3	1	2	48
17	3	4	4	3	4	3	4	4	4	4	4	4	4	4	1	3	57
18	2	3	4	4	2	3	4	2	3	4	4	4	4	4	1	4	52
19	4	4	4	3	3	3	4	4	4	4	4	4	3	4	2	2	56
20	3	4	4	4	4	4	4	4	4	4	4	3	3	2	2	1	54
21	4	4	4	3	3	3	3	3	3	4	3	4	1	4	2	2	50
22	1	3	3	3	4	2	4	3	4	2	1	4	2	4	1	4	45
23	3	4	4	4	3	3	4	3	4	4	4	4	2	2	2	2	52
24	3	3	4	3	3	3	3	3	3	3	3	3	3	4	1	2	47
25	3	3	3	4	4	2	3	3	3	4	2	4	3	4	2	3	50
26	3	3	3	3	3	2	3	3	3	3	3	3	1	2	2	2	42
27	3	3	4	3	4	4	4	4	4	4	4	4	1	3	1	3	53
28	3	3	3	4	3	4	4	3	3	4	3	3	3	3	1	2	49
29	4	4	4	4	4	4	4	4	4	4	4	4	4	4	2	4	62
30	4	4	3	4	3	4	4	4	4	4	4	4	1	3	1	3	54
r hit.	0.427	0.694	0.517	0.597	0.162	0.73	0.524	0.55	0.669	0.638	0.618	0.69	0.203	0.353	0.004	0.331	
r tab.	0.374	0.374	0.374	0.374	0.374	0.374	0.374	0.374	0.374	0.374	0.374	0.374	0.374	0.374	0.374	0.374	
ket	V	V	V	V	TV	V	V	V	V	V	V	V	TV	TV	TV	TV	



UNIVERSITAS ISLAM NEGERI
ALAUDDIN
M A K A S S A R

FACTOR INFLUENCE PERCEPTION

NO	item 1 Q8	item 2 Q9	item 3 Q10	item 4 Q11	item 5 Q12	item 6 Q13	item 7 Q21	item 8 Q22	item 9 Q23	item 10 Q24	item 11 Q25	item 12 26	item 13 Q35	item 14 Q36	item 15 Q37	item 16 Q38	item 17 Q42	item 18 Q44	item 19 Q47	item 20 Q48	TOTAL
1	4	4	2	2	3	1	4	3	3	2	3	3	3	3	3	4	2	2	3	3	57
2	3	3	2	3	3	1	3	2	2	2	3	3	2	2	2	3	3	2	3	3	50
3	4	4	2	4	4	2	4	3	2	4	4	4	3	2	3	4	4	3	3	4	67
4	4	4	3	4	4	4	4	4	4	4	4	4	4	1	4	4	4	4	4	4	76
5	3	4	1	3	3	2	3	3	2	4	4	3	3	1	3	4	3	3	4	3	59
6	4	4	4	3	4	2	4	3	3	4	4	3	4	4	3	4	3	3	4	4	71
7	4	3	2	3	4	3	4	2	2	4	4	3	3	1	3	4	4	3	4	4	64
8	4	4	2	4	4	2	4	4	4	4	3	4	4	4	4	4	4	4	4	4	75
9	4	4	2	4	4	3	3	4	4	4	2	4	4	4	4	3	4	3	4	4	72
10	4	4	2	4	4	2	4	4	4	3	3	3	4	2	4	3	3	3	3	4	67
11	3	3	2	2	2	1	3	3	3	2	3	3	3	2	2	3	1	2	3	2	48
12	3	4	2	3	3	2	4	4	4	4	4	3	4	1	3	3	3	2	4	4	64
13	4	4	2	3	3	2	4	4	4	4	3	3	4	2	3	4	3	4	4	4	68
14	3	4	2	2	2	2	3	3	2	1	3	3	3	2	2	2	3	2	2	2	48
15	3	3	3	3	4	3	4	4	3	3	4	4	3	1	3	4	4	3	4	4	67
16	3	3	2	3	3	2	3	3	4	3	3	3	3	2	3	4	3	3	4	3	60
17	3	3	2	4	4	3	3	4	4	4	4	4	4	2	4	4	3	4	4	4	71
18	4	4	2	4	2	4	4	4	4	1	4	3	4	4	3	4	4	4	4	4	71
19	4	4	4	2	3	1	3	1	1	3	4	4	1	2	3	4	4	3	4	4	59
20	4	4	4	3	3	1	4	4	4	4	4	4	3	2	4	4	4	4	4	4	72
21	4	4	2	3	4	3	3	4	2	4	4	3	4	3	3	4	4	3	4	4	69
22	4	4	4	4	4	1	4	1	1	1	4	4	4	1	3	4	3	4	4	4	63
23	3	4	2	3	3	2	3	3	2	3	3	3	2	3	4	4	4	3	4	4	62
24	4	3	2	4	3	3	3	3	3	3	3	4	3	2	4	4	3	3	4	4	65
25	4	4	3	2	4	3	4	4	3	4	4	4	4	2	3	4	4	3	4	4	71
26	4	2	3	2	2	2	3	1	3	3	3	2	3	2	2	2	3	2	1	2	47
27	4	4	1	3	4	4	4	4	3	4	2	4	3	3	4	4	3	3	4	4	69
28	3	4	2	4	4	2	4	3	4	3	2	4	4	4	3	3	3	3	3	4	66
29	4	4	3	4	4	4	4	4	4	4	4	4	4	1	4	4	4	4	4	4	76
30	3	3	3	3	4	3	4	4	3	3	4	4	3	1	3	4	4	3	4	4	67
r hit	0.427	0.47	0.153	0.651	0.701	0.588	0.561	0.651	0.481	0.578	0.241	0.613	0.572	0.174	0.785	0.625	0.605	0.783	0.702	0.86	
r tab	0.374	0.374	0.374	0.374	0.374	0.374	0.374	0.374	0.374	0.374	0.374	0.374	0.374	0.374	0.374	0.374	0.374	0.374	0.374	0.374	0.374
ket	V	V	TV	V	V	V	V	V	V	V	TV	V	V	V	V	V	V	V	V	V	

no	NO ITEMS	r tabel(sig.5%)	r product	
1	Items 1	0.374	0.168	tidak valid
2	Items 2	0.374	0.469	valid
3	Items 3	0.374	0.535	valid
4	Items 4	0.374	0.18	tidak valid
5	Items 5	0.374	0.586	valid
6	Items 6	0.374	0.518	valid
7	Items 7	0.374	0.547	valid
8	Items 8	0.374	0.385	valid
9	Items 9	0.374	0.414	valid
10	Items 10	0.374	0.214	tidak valid
11	Items 11	0.374	0.6	valid
12	Items 12	0.374	0.669	valid
13	Items 13	0.374	0.624	valid
14	Items 14	0.374	0.566	valid
15	Items 15	0.374	0.422	valid
16	Items 16	0.374	0.302	tidak valid
17	Items 17	0.374	0.153	tidak valid
18	Items 18	0.374	0.646	valid
19	Items 19	0.374	0.452	valid
20	Items 20	0.374	0.523	valid
21	Items 21	0.374	0.571	valid
22	Items 22	0.374	0.582	valid
23	Items 23	0.374	0.432	valid
24	Items 24	0.374	0.545	valid
25	Items 25	0.374	0.327	tidak valid
26	Items 26	0.374	0.65	valid
27	Items 27	0.374	0.635	valid
28	Items 28	0.374	0.449	valid
29	Items 29	0.374	0.392	valid
30	Items 30	0.374	0.554	valid
31	Items 31	0.374	0.554	valid
32	Items 32	0.374	0.484	valid
33	Items 33	0.374	0.739	valid
34	Items 34	0.374	0.262	tidak valid
35	Items 35	0.374	0.444	valid
36	Items 36	0.374	0.015	tidak valid
37	Items 37	0.374	0.746	valid
38	Items 38	0.374	0.604	valid
39	Items 39	0.374	0.39	valid
40	Items 40	0.374	0.339	tidak valid
41	Items 41	0.374	0.391	valid
42	Items 42	0.374	0.655	valid
43	Items 43	0.374	0.456	valid
44	Items 44	0.374	0.747	valid
45	Items 45	0.374	0.362	tidak valid
46	Items 46	0.374	0.362	tidak valid
47	Items 47	0.374	0.652	valid
48	Items 48	0.374	0.82	valid

APPENDIX D

PROCESS OF CONSULTATION

no	items 1	items 2	items 3	items 4	items 5	items 6	items 7	items 8	TOTAL
	2	3	14	16	27	29	43	45	
1	3	2	4	2	2	4	1	1	19
2	4	2	3	3	3	2	1	2	20
3	3	3	3	1	4	4	1	3	22
4	4	4	4	4	4	4	4	4	32
5	3	1	3	2	2	2	3	2	18
6	2	2	3	1	3	4	1	4	20
7	3	3	3	3	4	3	3	2	24
8	4	4	4	4	4	4	4	2	30
9	2	2	4	1	4	4	1	1	19
10	3	3	4	1	3	4	2	4	24
11	2	2	1	2	3	3	2	2	17
12	4	4	3	2	4	3	4	3	27
13	4	2	1	4	2	2	4	1	20
14	3	3	2	3	3	3	3	2	22
15	4	3	4	2	4	3	2	3	25
16	2	2	2	1	3	4	2	3	19
17	3	3	3	3	4	3	3	4	26
18	4	4	3	2	3	4	4	2	26
19	3	2	3	3	4	2	4	1	22
20	4	3	3	2	4	3	4	3	26
21	3	3	3	2	4	3	4	4	26
22	3	1	2	3	4	4	3	4	24
23	4	3	2	1	3	3	2	1	19
24	4	3	2	1	3	3	3	4	23
25	3	3	3	2	4	3	3	3	24
26	2	3	3	1	2	3	2	3	19
27	3	3	4	1	4	4	4	3	26
28	3	4	3	3	3	4	2	3	25
29	4	4	4	4	4	4	4	4	32
30	4	3	4	2	4	3	2	3	25
ket	V	V	V	V	V	V	V	V	
	97	84	90	66	102	99	82	81	701
total max score = 960									

M A K A S S A R



UNIVERSITAS ISLAM NEGERI
ALAUDDIN
M A K A S S A R

ROLES OF THESIS CONSULTANTS

no	item 9	item 10	item 11	item 12	item 13	item 14	item 15	item 16	item 17	item 18	item 19	total
	4	5	6	7	18	19	20	30	31	32	33	
1	4	4	4	4	2	4	1	3	2	4	3	35
2	4	3	3	3	1	3	2	3	3	3	3	31
3	4	4	4	4	4	4	3	4	4	4	4	43
4	4	4	4	4	4	4	4	4	4	4	4	44
5	3	3	3	3	2	4	3	3	4	2	3	33
6	1	3	4	4	3	4	4	4	4	4	4	39
7	3	4	4	4	4	4	3	3	3	3	3	38
8	1	4	4	4	2	4	4	4	4	3	4	38
9	4	2	4	4	4	2	4	4	4	4	4	40
10	2	3	4	3	2	3	3	3	3	4	4	34
11	3	2	3	3	2	2	3	3	3	2	2	28
12	3	4	4	4	3	3	3	4	4	4	4	39
13	2	4	4	4	4	4	4	3	3	3	4	39
14	1	1	3	1	2	3	3	3	3	3	2	25
15	4	4	3	4	4	4	4	4	4	4	4	43
16	3	3	4	4	2	4	3	4	4	2	3	36
17	3	4	4	3	2	4	4	4	4	4	4	41
18	2	3	4	4	3	4	2	3	4	4	4	37
19	4	4	4	3	3	4	4	4	4	4	4	42
20	3	4	4	4	4	4	4	4	4	4	3	42
21	4	4	4	3	3	3	3	3	4	3	4	38
22	1	3	3	3	2	4	3	4	2	1	4	30
23	3	4	4	4	3	4	3	4	4	4	4	41
24	3	3	4	3	3	3	3	3	3	3	3	34
25	3	3	3	4	2	3	3	3	4	2	4	34
26	3	3	3	3	2	3	3	3	3	3	3	32
27	3	3	4	3	4	4	4	4	4	4	4	41
28	3	3	3	4	4	4	3	3	4	3	3	37
29	4	4	4	4	4	4	4	4	4	4	4	44
30	4	4	3	4	4	4	4	4	4	4	4	43
r tabel	0.374	0.374	0.374	0.374	0.374	0.374	0.374	0.374	0.374	0.374	0.374	
ket	V	V	V	V	V	V	V	V	V	V	V	1086

total max score = 1320

FACTOR THAT INFLUENCE PERCEPTION

no	item 20 Q8	item 21 Q9	item 22 Q11	item 23 Q12	item 24 Q13	item 25 Q22	item 26 Q23	item 27 26	item 28 Q37	item 29 Q42	item 30 Q44	item 31 Q47	total
1	4	4	4	2	3	1	3	3	3	3	2	3	33
2	3	3	3	3	3	1	2	2	3	2	3	2	30
3	4	4	4	4	4	2	3	2	4	3	4	3	40
4	4	4	4	4	4	4	4	4	4	4	4	4	48
5	3	4	4	3	3	2	3	2	3	3	3	3	36
6	4	4	4	3	4	2	3	3	3	3	3	3	39
7	4	3	3	3	4	3	2	2	3	3	4	3	38
8	4	4	4	4	4	2	4	4	4	4	4	4	46
9	4	4	4	4	4	3	4	4	4	4	4	3	46
10	4	4	4	4	4	2	4	4	3	4	3	3	42
11	3	3	3	2	2	1	3	3	3	2	1	2	28
12	3	4	3	3	3	2	4	4	3	3	3	2	38
13	4	4	4	3	3	2	4	4	3	3	3	4	41
14	3	4	2	2	2	2	3	2	3	2	3	2	30
15	3	3	3	3	4	3	4	3	4	3	4	3	41
16	3	3	3	3	3	2	3	4	3	3	3	3	37
17	3	3	4	4	4	3	4	4	4	4	3	4	44
18	4	4	4	4	2	4	4	4	3	3	4	4	44
19	4	4	2	3	3	1	1	1	4	3	4	3	34
20	4	4	4	3	3	1	4	4	4	4	4	4	43
21	4	4	4	3	4	3	4	2	3	3	4	3	41
22	4	4	4	4	4	1	1	1	4	3	3	4	37
23	3	4	3	3	3	2	3	2	3	4	4	3	38
24	4	3	4	3	3	3	3	3	4	4	3	3	41
25	4	4	2	4	4	3	4	3	4	3	4	3	42
26	4	2	2	2	2	2	1	3	2	2	3	2	26
27	4	4	3	4	4	4	4	3	4	4	3	3	44
28	3	4	4	4	4	2	3	4	4	3	3	3	40
29	4	4	4	4	4	4	4	4	4	4	4	4	48
30	3	3	3	3	4	3	4	3	4	3	4	3	41
ket	V	V	V	V	V	V	V	V	V	V	V	V	1176

total max score= 1440

APPENDIX E

RESULT OF PERCENTAGE

1. Percentage of process consultation

$$P = \frac{F}{N} \times 100\%$$

$$P = \frac{701}{960} \times 100\%$$

$$= 73,3\%$$

2. Percentage of roles thesis consultants

$$P = \frac{F}{N} \times 100\%$$

$$P = \frac{1086}{1320} \times 100\%$$


$$= 82,3\%$$

3. Percentage of factor influence perception

$$P = \frac{F}{N} \times 100\%$$

$$P = \frac{1176}{1440} \times 100\%$$

$$= 81,7\%$$



UNIVERSITAS ISLAM NEGERI
ALAUDDIN
M A K A S S A R

APPENDIX F
DOCUMENTATION



1965
M. NEGERI
ALAUDDIN
M A K A S S A R



UNIVERSITAS ISLAM NEGERI
ALAUDDIN
M A K A S S A R



CURRICULUM VITAE

The researcher, Rika Anggari, was born on January, 01th, 1995 in Balikpapan, East Kalimantan. She is the second child from three sibling, her father name is Syahrin and mother name is Rosmiati. She started her education at the elementary school SD 013 Selili, Balikpapan from 2001-2005 and finish in SD 92 Panaikang from 2005-2007. After that she continued her education at the junior high school SMPN 2 Sinjai Timur from 2007-2010. Then, she continued at the senior high school SMAN 1 Sinjai from 2010-2013. Her recent status is as a student of English educational department, Tarbiyah and Teaching Science Faculty at Alauddin State Islamic University of Makassar intake of 2013. She chose this English Educational Department because of her ambition. She wanted to be a teacher. She thought that the teachers were noble people who could transfer their knowledge to other people who needed.