


**THE USE OF SCAFFOLDING TALK TECHNIQUE TO IMPROVE THE
SECOND GRADE STUDENTS' SPEAKING SKILL AT MTS MADANI**

PAOPAO GOWA



A Thesis

Submitted in Partial Fulfillment of the Requirements for the Degree of
Sarjana Pendidikan in English Education Department of
Tarbiyah and Teaching Science Faculty of

UIN Alauddin Makassar

UNIVERSITAS ISLAM NEGERI

ALAUDDIN

By

FATUR RAHMAH

Reg. No. 20400112074

ENGLISH EDUCATION DEPARTMENT

TARBIYAH AND TEACHING SCIENCE FACULTY

ALAUDDIN STATE ISLAMIC UNIVERSITY OF MAKASSAR

2016

PERNYATAAN KEASLIAN SKRIPSI

Mahasiswa(i) yang bertanda tangan di bawah ini:

Nama : Fatur Rahmah

NIM : 20400112074

Tempat/Tgl. Lahir : Bima, 12 November 1993

Jurusan : Pendidikan Bahasa Inggris

Fakultas : Tarbiyah dan Keguruan

Alamat : Jln. Manuruki 2, Makassar

Judul : *The Use of Scaffolding Talk Technique to Improve the Second Grade Students' Speaking Skill at MTs Madani PaoPao Gowa*

Menyatakan dengan sesungguhnya dan penuh kesadaran bahwa skripsi ini benar adalah hasil karya sendiri. Jika di kemudian hari terbukti bahwa ia merupakan duplikat, tiruan, plagiat, atau dibuat oleh orang lain, sebagian atau seluruhnya, maka skripsi dan gelar yang diperoleh karenanya batal demi hukum.

Makassar, November 2016

Penyusun,

FATUR RAHMAH

NIM. 20400112074


PERSETUJUAN PEMBIMBING


Pembimbing penulisan skripsi saudari **Fatur Rahmah**, NIM: 20400112074 mahasiswi Jurusan Pendidikan Bahasa Inggris pada Fakultas Tarbiyah dan Keguruan UIN Alauddin Makassar, setelah meneliti dan mengoreksi secara seksama skripsi yang bersangkutan dengan judul "*The Use Scaffolding Talk Technique to Improve the Students Speaking Skill at Second Grade students of MTs Madani Paopao*" memandang bahwa skripsi tersebut telah memenuhi syarat-syarat ilmiah dan dapat disetujui ke sidang munaqasah.

Makassar, 21 Oktober 2016

Pembimbing I

Pembimbing II


Dr. Hj. St. Azisah, M.Ed. St, PhD.
NIP. 19671231 199303 2 016


Dra. St. Nurjannah YT, M.Ed. MA
NIP. 19681125 199703 2 001

PENGESAHAN SKRIPSI

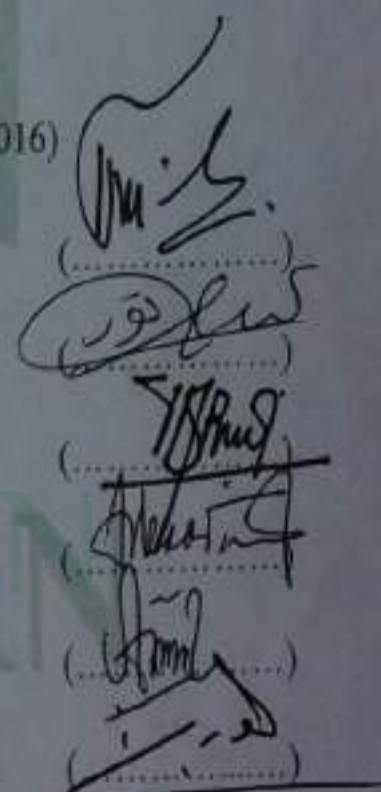
Skripsi yang berjudul "*The Use of Scaffolding Talk Technique to Improve the Second Grade Students' Speaking Skill at MTs Madani Paopao Gowa*" yang disusun oleh saudara **Fatur Rahmah**, Nim: 20400112074, Mahasiswa Jurusan Pendidikan Bahasa Inggris pada Fakultas Tarbiyah dan Keguruan UIN Alauddin Makassar, telah diuji dan dipertahankan dalam sidang munaqasyah yang diselenggarakan pada hari **Selasa, 29 November 2016 M** bertepatan dengan **1 Rabiul Awwal 1438 H** dan dinyatakan dapat diterima sebagai salah satu syarat untuk mendapatkan gelar Sarjana Pendidikan (S.Pd.) pada Fakultas Tarbiyah dan Keguruan Program Studi Pendidikan Bahasa Inggris dengan beberapa perbaikan.

Samata, 29 November 2016 M
1 Rabiul Awal 1438H

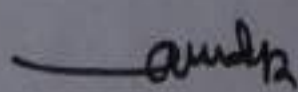
DEWAN PENGUJI

(SK Dekan No 3469 Tertanggal 25 November 2016)

- Ketua : Dr. Kamsinah, M.Pd.I.
- Sekretaris : Sitti Nurpahmi, S. Pd., M. Pd
- Munaqisy I : H. Abd. Muis Said, M. Ed., TESOL
- Munaqisy II : Dr. Hj. Mardiana, M.Hum.
- Pembimbing I : Dr. Hj. St. Azisah, M.Ed. St, PhD.
- Pembimbing II : Dra. St. Nurjannah Yunus Tekeng, M.Ed. MA



Disahkan oleh:
Dekan Fakultas Tarbiyah dan Keguruan
UIN Alauddin Makassar //



Dr. H. Muhammad Amri, Lc., M. Ag.
NIP. 19730120 200312 1 001

ACKNOWLEDGEMENT



Alhamdulillah, the biggest gratitude should go to Allah SWT. Without His Blessing and His Mercy, this research would have never been completed. Deepest thanks for the physical and spiritual health Allah has lent the writer during the process of this research. This thesis writing has been finished, under the assistance, direction, and guidance of some people.

Therefore, the researcher would like to express her greatest gratitude and appreciation, especially to:

1. The researcher's father, H. Abdul Wahab, and her lovely mother St. Zainab who always pray, encourage, educate and provide countless material supports, so that, she could finish this thesis writing and her study in UIN Alauddin Makassar.
2. Prof. Dr. Musafir Pababbari, M. Si the Rector of State Islamic University Alauddin Makassar.
3. Dr. H. Muhammad Amri, Lc., M. Ag. the Dean of Tarbiyah and Teaching Sciences Faculty of Alauddin State Islamic University of Makassar.
4. Dr. Kamsinah, M.Pd.I. and Sitti Nurpahmi, S.Pd., M. Pd. The Head and the Secretary of English Education Department, Tarbiyah and Teaching Science Faculty of Alauddin State Islamic University of Makassar and the staff as well.
5. The researcher's consultants, Dr. St. Azisah, M.Ed, St, PhD. and Dra. St. Nurjannah Yunus Tekeng, M.Ed. MA who have helped, guided, and supported the researcher during the writing of her thesis.

6. All the administrative staff and lectures of Tarbiyah and Teaching Science Faculty
7. The researcher's beloved sister and brother, St. Rosyita Wahab, and M. Sahrul Ramadhan Wahab who always be a big motivation for the researcher to finish the study immediately.
8. The second grade students of MTs Madani Paopao class VIII A dan VIII B intake 2015/2016 who gave their time so willingly to participate in her research.
9. Her best friends; Nur Afifah Rustan, Amaliah Rezkiyanti, Nur Asri, Sulasmianti Samir, Endang, Dyan Elviana Savitri for their sincere friendship and assistance during the writing of this thesis.
10. Her beloved family of PBI 3, 4 who always be there for her in her ups on downs.
11. The writer also say thanks so much to Nurul Arini which have borrowed the motorcycle, so the research have walked to be easy
12. All of the people around the researcher's life whom could not mention one by one by the researcher who has given a big inspiration, motivation, spirit and do'a for her.


Makassar, November 2016
The researcher,

Fatur Rahmah
NIM: 20400112074

TABLE OF CONTENTS


	Pages
COVER PAGE	i
PERNYATAAN KEASLIAN SKRIPSI	ii
PERSETUJUAN PEMBIMBING	iii
LEMBAR PENGESAHAN	iv
ACKNOWLEDGEMENTS	v
TABLE OF CONTENTS.....	vi
LIST OF TABLES	viii
LIST OF FIGURES	ix
LIST OF APPENDICES.....	x
ABSTRACT.....	xi
CHAPTER I INTRODUCTION	1
A. Background	1
B. Research Problems	4
C. Research Objectives	4
D. Research Significances	4
E. Research Scope	5
F. Operational Definition of Terms	6
CHAPTER II REVIEW OF RELATED LITERATURES	7
A. Review of Relevant Research Findings	7
B. Some Pertinent Ideas	9
1. Speaking	9
2. Type of Speaking Performance.....	10
3. Character Of Successful Speaking	11
4. Scaffolding Talk.....	12
C. Theoretical Framework.....	18
D. Hypothesis	21
CHAPTER III RESEARCH METHOD	22
A. Research Setting	22
B. Research Method	28
C. Research Variable	29
D. Population and Sample	30
1. Population	30
2. Sample	30

E. Research Instrument	31
F. Procedures of Collecting Data	31
G. Technique of Data Analysis.....	32
 CHAPTER IV FINDINGS AND DISCUSSION	 33
A. Findings.....	33
1. Result of the students' pre-test in Experiment and Controlled Class	33
2. Result of the students' post-test in Experimental and Controlled Class.....	35
B. Discussion	41
 CHAPTER V CONCLUSIONS AND SUGGESTIONS	 42
A. Conclusions	42
B. Suggestions	43
 BIBLIOGRAPHY	
 APPENDICES	
 CURRICULUM VITAE	



LIST OF TABLES

Table 1: Students' Score Classification	36
Table 2: Students' result of Mean Score, T-test, and T-table in Pre test	39
Table 3: Students' classification score percentile	41
Table 4: Mean Score and Standard Deviation in Post Test.....	43
Table 5: T-test of Students' Achievements.....	44



LIST OF FIGURES

Figure 1: Variables of Affecting Score Achieved.....	28
Figure 2: Experimental Design	31



LIST OF APPENDICES

Appendix I : Result of Students' Pre test in Experimental and Controlled Class

Appendix II : Result of Students' Post test in Experimental and Controlled Class

Appendix III : Instrument of The Research in Pre test and Post test

Appendix IV : The Calculation of Standard Deviation and T-test

Appendix V : The Table for fluency scoring for pre-test and post-test

Appendix VI : Distribution of t-Table

Appendix VII :The profil of MTs Madani Paopao gowa



ABSTRACT

Title : **The Use of Scaffolding Talk Technique to Improve the Second Grade Students Speaking Skill at MTs MadaniPaoPao Gowa**
Researcher : **Fatur Rahmah**
Reg. Number : **20400112074**
Consultant I : **Dra. Hj. St. Azisah, M, Ed.St, PhD**
Consultant II : **Dra. St. Nurjannah Yunus Tekeng, M.Ed. MA**

This research aimed to determine the use of scaffolding talk technique to improve the speaking skill. Therefore, the problem statement was only one, that is “Is using scaffolding talk technique effective to improve the speaking skill of the second grade students of MTs Madani PaoPao Gowa?”.

The study was using quasi experimental design with non-equivalent control group design. The study involved 58 students of the second Grade students of MTs Madani PaoPao that was taken by using purposive sampling technique. The data were analyzed using descriptive statistic (frequency, mean score, and standard deviation) and inferential statistic (independent sample t-test).

The result of this research showed that the mean score in the post-test for experimental class was 48.59 and for the control class was 35.52. Based on the calculation of the t-test, the result showed there was a significant difference between the mean score of both post-test. This means that scaffolding talk technique was effective to improve the students' speaking skill. Why scaffolding talk was effective to improve the speaking skill because this technique emphasize the use of English as the language model of interaction in all learning activities in English class. Based on the result of calculation of t-test showed that the difference in the average value of the ability to speak English of both treatment groups was significant with the t-test 4.63, and the value of t-table was smaller than 2.00. These results indicate that the scaffolding talk technique is more influential in students' ability to speak English.

CHAPTER I

INTRODUCTION

A. Background

In English, there are four skills which should be mastered by language learners; those are listening, speaking, reading and writing. One of the skills that should be mastered by the students is speaking. Speaking skill is the most common and important means of providing communication among humans beings. Speaking is one of difficult skills, that is why the student feels bored to speak. To master this skill is not an easy thing because there are some language components as the tools for mastering it. Brown and Yule in Tika Rahmawati (2014) stated that “learning to talk in the foreign language is often considered being one of the most difficult aspects of language learning for the teacher to help the students with”. Many of the learners in a speaking class are reluctant speakers. The disability of the students to speak may lead them to be unable to express their ideas, feelings, thoughts even in a simple form of conversation.

An ideal English class ought to use English in communication and conversation. Based on previous study at MTs Madani Paopao, most of students still used their mother tongue to ask or to give response to the teacher. Most of the students they have a problem to communicate or apply English orally. The low of speaking ability could be seen from the oral tests that are under average. The students are almost unintelligible, use the words wrongly, and show no sign of any grammatical understanding. It means they were in fair categories and their speaking was not good. In this case, teachers have to be creative in developing

their teaching learning process to create good ambience, improve the student's speaking skill, pay attention to the elements of speaking and make the English lesson more exciting.

Teaching speaking is not an easy business. The general problem that face by the students that were. First, the students have low speaking ability because they rarely practice English to communicate with the others and possible they do not know how to speaking in English. They always thought that speaking is very difficult. Second, it caused by the components of language something like are vocabulary, grammar, pronunciation, fluency and etc. Third, the difficulty of mastering it is also caused by the other factors and the factor is teaching technique. There are several teaching techniques that can be used to increase students speaking skill. The technique can be used that were role-plays, communication games, discussion, scaffolding talk. As a good teacher should be smart to choose an approach or technique of teaching that is suitable with the condition and the needs of the students. As a result, the goal of teaching and learning can be achieved.

The teacher has an important role for students. In this case, to make the classroom effective and efficient, a teacher should deliver and give instructions in English. The teacher has to choose the best technique to teach speaking. In this case the researcher tried to use a technique. That is scaffolding talk technique. Scaffolding talk are expressions of the teacher to interact or give instruction to his or her students in the classroom. In the scaffolding process, the teacher helped the student master a skill that the student is initially unable to

acquire it independently. For example, the teacher gives assistance as give model first before students produce something. The teacher offers assistance that is beyond the student's ability. The teacher only helps the student with tasks that are just beyond his or her current ability. The teachers can be needed as the mediator and facilitator in the teaching and learning proces.

Scaffolding talks provide help, support, guidance, model, facilities to build up an interaction at a target language structure over several turns. Initially in language learning, students may not be able to produce certain structures within single utterances, but may build them through interaction with other speaker. In short, it can be said that scaffolding talk is used to make students comprehend meaning, the teachers need to express the meaning step by step and to organize those steps in a linear fashion according to the socially acceptable structure. Besides, the teachers should be good models, good mediators, good facilitators and good guides in order that the learners can cross the bridge safely without any difficulties. The bridge here is the scaffolding itself in which the students have to pass it to reach desired expression. In Scaffolding represents the relationship of the learner with the teacher support in learning with assistance or support until the learning is mastered and becomes independent of support.

All of the above explanations create inspiration to the researcher to make an experimental research, because the researcher wanted to know the effectiveness of the implementation of scaffolding talk technique can improve students speaking skill in second grade students of MTs Madani Paopao. Therefore, the researcher made an experimental research with under the title: *"The Use of*

Scaffolding Talk Technique to Improve the Second Grade Students' Speaking Skill at MTs Madani PaoPao Gowa".

B. Research Problems

Based on the background above, the problem statement in this study can be formulated as follows "Is the use of scaffolding talk technique effective to improve the speaking skill of the second grade students of MTs Madani PaoPao Gowa?".

C. Research objective

Identifying the effectiveness of scaffolding talk technique in English at MTs Madani PaoPao Gowa was the main problem of this research. The specific objective of this current research was "To find out the use of scaffolding talk technique of the second grade students speaking skill at MTs Madani PaoPao Gowa".

D. Research Significance

The results of this study can be expected to give both theoretical and practical significances as followed:

1. Theoretical Significance

This research was expected to give contribution by providing empirical evidence to support the effectiveness of the application scaffolding talk technique in improving students' speaking skill

2. Practical Significance

1) For the Students

By doing this research can motivate the students to study speaking well, foster students' interest in learning. In addition, this technique improves students' speaking skill.

2) For the Teachers

The research on scaffolding talk technique can be useful for the English teachers. Because it can be used guideline to teach in learning process especially in speaking learning process.

3) For the school

By doing this research, the school get contribution with the new innovation of the Scaffolding talk technique.

4) For the next researcher

It is expected to give meaningful information and to give motivation for the next researcher to create another research about technique.

E. Researcher Scope

The study emphasizes in the implementation of scaffolding talk technique to improve students' speaking skill of the second grade students of MTs Madani PaoPao. In order to focus this research, the researcher limits the students speaking ability on the second grade students of MTs Madani in academic year 2015/2016. The researcher focused on improving student's speaking skill by using recount text as the material. The speaking criteria chosen

for this research are accuracy, fluency and comprehensibility. The speaking skill is based on three aspects of speaking which are fluency, accuracy and comprehensibility. Fluency in this matter was how the students speak very clear and without any hesitation about what they are talking. Accuracy here meant that the students present their work like a native, which means they have a good pronunciation like a native-like and easy to understand of what they explain. Comprehensibility means that what the students talk about precise of which they are presenting.

F. Operational Defenition of Terms

1. Scaffolding talk technique isa technique of teaching where the teacher speaking in the classroom to interact with students to provide some assistance in the early stages of learning after that by reducing such assistance gradually by giving more responsibility to the students so that the students can do it independently. The assistance can include clear instructions in performing a task of the teacher or it can also be in the forms of encouragement, guidance.
2. Speaking skill is an ability to express opinion orally, thought, and feeling to other people both directly and indirectly. In this research, The speaking skill is based on three aspects of speaking which are fluency, accuracy and comprehensibility. This skill can be asserts through scaffolding talk technique.

CHAPTER II

REVIEW OF RELATED LITERATURE

This chapter is divided into four main sections, namely review of related research findings, pertinent ideas, theoretical framework, and hypothesis.

A. Review of Relevant Research Findings

Irfan (2008) in his research, “ Increasing Students’ Speaking Skill Through Based Learning Strategy at Second Grade of MA At-Tauffiq Lisu Barru”, concluded that teaching by using based learning strategy can develop the students’ speaking ability. The result of his research showed that second grade students of MA At-Tauffiq Lisu Barru Regency had inadequate score in pre-test. However, after doing the treatment their speaking ability got high score in post-test. The finding of his research showed that there was significant with the pre-test and post-test where the pre-test was 90.5% and the post-test was 97%. It can be concluded that method was very effective to increasing the students’ speaking ability.

Amelia Ali (2013) in her research, “ The Effectiveness of Guessing Games to Improve the Students’ Speaking Skill at the Second Year of SMP PPM Darul Falah Enrekang“, concluded that teaching by using guessing games improving the students’ speaking ability through guessing games can developed the students’ speaking ability. The result of her research showed that second grade students of SMP PPM DarulFalahEnrekang had inadequate score in pre-test. However, after doing the

treatment their speaking ability got high score in post-test. The finding of his research showed that there was significant with the pre-test and post-test where the pre-test was 63.26% and the post-test was 77.3%. It can be conclude that method was very effective to increasing the students' speaking ability.

Syarif (2014) in his research, "Improving the Students' Speaking Ability of Second Grade Through Communicative Approach at Shekh Hasan Yamani Islamic Boarding School in Polman", concluded that teaching by using communicative approach can developed the students' speaking ability. The result of his research showed that second grade students of Shekh Hasan Yamani Islamic Boarding School in Polman had inadequate score in pre-test. However, after doing the treatment their speaking ability got high score in post-test. The finding of his research showed that there was significant with the pre-test and post-test. He reported that communicative approach is effective to improve the students' speaking ability, particularly the second grade students' of Syekh Hasan Yamani Islamic Boarding School in Polman. Based on the interpretation of the researcher of the data findings, the researcher found where t-test value was higher than t-table value; $8.03 > 2.05$.

In the researcher's point of view, the above related studies present complicated strategies in improving student's speaking skill. They had a similarity with this research because all of them had some objective to improve the students' speaking skill. In contrast, this research has difference with previous finding above, because it will be conducted by different strategy and procedure. A good strategy should present an easiest and a simplest one and it can reduce to the teacher in class

activities as trigger student's creativities to independent learners. Finally, the researcher was tried to use a new technique namely scaffolding talk technique. This technique can helped students to improve speaking skill.

B. Some Pertinent Ideas

1. Speaking

a. Definition of Speaking

Speaking skill is an ability to orally express opinion, thought, and feeling to other people both directly and indirectly. Speaking is an interactive process of constructing meaning that involves producing, receiving and processing information (Brown, 2004). Speaking was the skill that the students will be judged upon most in real-life situations. It was an important part of everyday interaction and most often the first impression of a person is based on his/her ability to speak fluently and comprehensively. So, as teachers have a responsibility to prepare the students as much as possible to be able to speak in English in the real world outside the classroom (Hornby 1995: 37). Speaking is the competence to express explain and convey thinking, feeling, and idea. Speaking ability means the ability to think. So it was very important because language is primarily speech. Oral communication is seen as a basic skill so it is needed. Not only serious treatment is needed in teaching but also a great effort in order to be able to master the skill. To most people, mastering the art of speaking was the single most important aspect of learning a second or a foreign language, and success was measured in term of the ability to carry out conversation in the language (Fauziati 2005: 126). In addition, she asserts that

speaking was an interactive process of constructing meaning that involves producing, receiving and processing information.

b. Types of Speaking Performances

Types of speaking in this research based on Brown (2004: 140) described some categories of speaking skill area. Those categories are as follows:

1) Imitative

This category includes the ability to practice an intonation and focusing on some particular elements of language form. That is just imitating a word, phrase or sentence. The important thing here is focusing on pronunciation. In scaffolding, The teacher used drilling in the teaching learning process. The reason is by using drilling, students get opportunity to listen and to orally repeat some words. The imitative type in scaffolding in this research can be seen in drilling when the students try to imitating a word, phrase or sentence that given by the teacher direction. By using drilling, students get opportunity to listen and to orally repeat some words

2) Intensive

This is the students' speaking performance that is practicing some phonological and grammatical aspects of language. It usually places students doing the task in pairs (group work), for example, reading aloud that includes reading paragraph, reading dialogue with partner in turn etc. This type in scaffolding in this

research can be seen to the students practice to reading dialogue with partner or doing the task in pairs. The students make a dialogue and practice with their partner.

3) Extensive

Teacher gives students extended monologues in the form of oral reports, summaries, and storytelling and short speeches. In scaffolding the students made the oral reports. Here the students try to make story telling.

c. Characters of Successful Speaking

When the students choose to learn a language, they are interested in learning to speak that language as fluently as possible. There are the characteristics of successful speaking:

1) Learners talk a lot

As much as possible of the period of time allocated to the activity is a fact occupied by learners talk.

2) Participation is even

Classroom discussion is not dominated by a minority of talk active participants. It means that all students get a chance to speak and participate in class.

3) Motivation is high

All students have enthusiasm to speak in class. As Nunan (1991:39) states that the successful in speaking is measured through someone ability to carry out a conversation in the language.

2. Scaffolding Talk

Scaffolding theory was introduced in the late 1950s by Jerome Bruner, a cognitive psychologist. He used the term to describe children's oral language acquisition that was helped by their parents when they first begin to speak. Scaffolding as a teaching strategy originates from Lev Vygotsky's sociocultural theory and his concept of the zone of proximal development (1978) represents the relationship of the learner with the teacher support in learning with assistance or support until the learning is mastered and becomes independent of support. "The zone of proximal development is the distance between what children can do by themselves and the next learning that they can be helped to achieve with competent assistance" (Raymond in Tika Rahmawati, 2014).

Inherent in scaffolding from Lev Vygotsky's (1978) idea of Zone of proximal development Vygotsky suggested that there are two part of learner's developmental level. 1. The actual developmental level; the zone of proximal development is "the distance between the actual developmental level as determined by independent problem solving. It is the differences between the students actual development level determined by their capability to master the task independently 2. The potential developmental level; as determined through problem solving under the help of teacher, adult guidance or in collaboration with more capable peers (Jauhar 2011: 39). The ability to learn through instruction and help adults make students can understand and do a lot of things than if the students just learning independently.

Klausmeier (1977) asserted that the scaffolding is one of the important think of the modern constructivist. The Constructivist learning paradigm has voiced aloud by Degeng (2002) as mandatory to revolutionize learning in Indonesia if we want to produce ideal human resources (in Latif, 2002). Behaviorist paradigm held during this teacher, his form in the process of learning and transfer of knowledge from teacher to student, has been showing its failure to produce graduates that ideal. The behaviorist perspective must be radically diganti dengan perspective typical constructivist. The character of constructivist paradigm is activeness and involvement of students in the learning process by utilizing the efforts of prior knowledge and learning styles of each student with the help of the teacher as a facilitator who helps the students if students have difficulty in efforts learning. Current interpretation of the idea Vigotsky, it is students should be given the task is complex, difficult, challenging and realistic then the students are given help or support in the form of stages of stages to complete such complex tasks. Tasks that are too easy will also make students lazy and not motivated to learn.

Scaffolding talks are expressions of the teacher to interact or give instruction to his or her students in the classroom. 'scaffolding' was developed to describe the type of assistance offered by a teacher or peer to support learning. In this process of scaffolding, the teacher helps the student master a skill that the student is initially unable to acquire it independently. The teacher offered assistance that is beyond the student's ability. The teacher only helped the student with tasks that are just beyond his or her current ability. As Wood in Tika Rahmawati stated

that “scaffolding is a process that enables a child or novice to solve a problem, carry out a task, or achieve a goal which would be beyond his or her unassisted efforts”.

The researcher concluded that scaffolding talk is teachers’ utterances that accompany his or her action in language classroom to provide guide, support in order to help the students understanding in assigning the students do some task by their instruction. Teacher usually try to use clear and concise words to make students understand what they have to do. The Teacher support or assist students in the beginning of the learning and then give opportunity for students to take responsibility independently. Concerning the definition of scaffolding talk above I want to unfold the characteristic of scaffolding talk according to Bruner in Cameron (2001 : 8) there are six characteristics of scaffolding talk :

- a. Provides clear direction and reduces students’ confusion – Educators anticipate problems that students might encounter and then develop step by step instructions, which explain what a student must do to meet expectations,
- b. Keeps students on task – by providing structure, scaffolding lesson or research project, provides pathways for the learners. The student can make decisions about which path to choose or what things to explore along the path but they cannot wander off of the path, which is the designated task.
- c. Giving hints: providing clues or suggestions but deliberately does not include the full solution,
- d. Controlling the students frustrating during the task

- e. Pointing out what was important to do or showing other way to solve,
- f. Demonstrating an idealized version of the task given.

Based on the characteristics scaffolding talk given by the expert above I can say that scaffolding talk in English teaching as a support, an assistance, a bridge or a guide provided by the teacher in order that the students are able to accomplish the target language in the ZPD (zona Proximal development) area without any difficulties. There are six types of scaffolding talk according to Wood in Cameron 2001: 9) :

- 1) Modeling means that the teachers provide clear samples or models before the teachers ask the students to do the tasks and offering behavior for imitation including demonstrations of particular skill.
- 2) Explaining is necessary for the teachers to help the students to see the connection between things, make links between familiar and unfamiliar knowledge, and bridge gap between students' previous knowledge and the new knowledge or experience. Describing, telling and bridging the students to promote students' understanding.
- 3) Inviting students participation : providing the student to able to participate in the learning process. Teachers provide opportunities to the students to be able to join in the teaching learning process through eliciting, for example: "how do you know and inviting to expand in meaningful ways, such as: "tell us more about that, "give more details" etc.

4) Instructing: the teacher tells the students what to do or explanation of how something must be done.

5) Questioning

Kind of questioning according Debra, Susan, and Hopper in Tika Rahmawati are:

- a) Speculative : questions inviting a response with no predetermined answer, often opinions, imaginings, ideas. For example what do you think about GembiraLoka Zoo?
- b) Process : questions inviting students to articulate their understanding of learning processes/explain their thinking, like ‘can you explain why?’
- c) Procedural : questions relating to the organization and management of the lesson
- 6) Reinforcing

There are two kinds of reinforcing that is:

- a) Verbal reinforcing is a teacher’s comments offering praise and encouragements. providing information regarding the student’s performance, giving feedback such as yes good, well done, excellent, etc.
- b) Gestural reinforcing refers to the teacher’s “smiling, raising eyebrow, clapping hands, signaling O.K, shaking head, etc.”

In accordance with scaffolding talk theories mentioned above, it is also important to unfold The procedure of scaffolding talk according Vygotsky and Bruner in Corden (2000 : 10) are :

- 1) Teacher explain the materials,
- 2) Giving example of the task to the students related with the materials,
- 3) Modeling, showing students examples of work produce by teacher, provide assistance, guide, giving clues which provoke the students toward independent learning,
- 4) Demonstrating, illustrating the procedures from the teacher through work product, supporting the students as they learn and practice procedures,
- 5) Encourage the students to learn complete their task independently.

The researcher assumed that students' speaking skill can be better than before. It is caused by teacher support their students in teaching learning process through scaffolding talk technique. Scaffolding talks provided guide support and how to adjust between students and teacher in order to be able to build a target language easily without any difficulties through interaction and the help of teacher to open the way to start the talk relay and full of funs, so the teachers become the students' facilitators, assistants, guides, partners, provide help, support, model to build up an interaction in all learning activities in English class. Teachers help students to understanding their tasks properly , direct them and keep children on track

of doing the tasks, providing feedback, discussion, giving modeling first before ask the students to do a task, so the students can enjoy in teaching learning process. If the students enjoy the teaching learning process, they can input material easily without compulsively.

In conclusion, the process of speaking skill by using scaffolding talk is the students make easier how to speaking well because the teachers should be good models, good mediators, good facilitators and good guides in order that the learners can cross the bridge safely without any difficulties. The students can improve their skill especially speaking skill in their life. The researcher tought that the technique was effective to improve students' speaking skill.

C. Theoretical Framework

Teaching Speaking should be able to make students used the language naturally and appropriately in daily conversation. It means that students can practice their speaking by using the real language in daily life and apply the English competence in speaking correctly. So the teacher needed a technique that can integrate how to acquire the language naturally without ignoring learning language as a skill (structural competence). According to Shanti (15:26), "to make our classroom learning more efficient, it seemed sensible to use all the learning capacities that pupils possess. So we have to exploit both their natural learning and their skill-learning capacities". As Radjab (2013) stated,"In comprehending speaking, there are indicators that become important to be considered by the students they are vocabulary, accent, grammar, fluency and comprehension".

There were many problems about the students in speaking. It was caused of some factors. The first factor was they rarely practice English to communicate with the others by using English. The second is the students cannot speak well because they do not know how to speak. It means that the teachers never give instructions how to speak and the teacher was not used technique or strategy well. So the teacher has to choose the best technique to teach speaking. The student's success is determined by the teacher in teaching learning process. The other factors that influenced students in speaking were a technique used by teachers. The Students often feel bored and ignored on speaking because the technique or strategies used by teachers have not been effective.

Scaffolding talk technique offered an effective way that integrated process in teaching speaking. Scaffolding talks are expressions of the teacher to interact or give instruction to his or her students in the classroom. 'scaffolding' was developed to describe the type of assistance offered by a teacher or peer to support learning. In this process of scaffolding, the teacher helped the student master a skill that the student was initially unable to acquire independently. The teacher offered assistance that was beyond the student's ability. The teacher only helped the student with tasks that were just beyond his or her current ability. As Wood (1976) in Tika Rah stated that "scaffolding is a process that enables a child or novice to solve a problem, carry out a task, or achieve a goal which would be beyond his or her --

Scaffolding talks provided help, support, guidance, model, facilities to build up an interaction at a target language structure over several turns. Initially in language

learning, students may not be able to produce certain structures within single utterances, but may build them through interaction with other speaker. In short, it can be said that scaffolding talk is used to make students comprehend meaning, the teachers need to express the meaning step by step and to organize those steps in a linear fashion according to the socially acceptable structure. Besides, the teachers should be good models, good mediators, good facilitators and good guides in order that the learners can cross the bridge safely without any difficulties. The bridge here was the scaffolding itself in which the students have to pass it to reach desired expression. In Scaffolding represented the relationship of the learner with the teacher support in learning with assistance or support until the learning is mastered and becomes independent of support.

The researcher assumed that students' speaking skill can be better than before. It was caused by teacher support their students in teaching learning process through scaffolding talk technique. Scaffolding talks provided guide support and how to adjust between students and teacher in order to be able to build a target language easily without any difficulties through interaction and the help of teacher to open the way to start the talk relay and full of fun. The teachers become the students' facilitators, assistants, guides, partners, provide help, support, model to build up an interaction in all learning activities in English class. The Teachers helped students to understanding their tasks properly, direct them and keep children on track of doing the tasks, providing feedback, discussion, giving modeling first before ask the students to do a task, so the students can enjoy in teaching learning process. If the

students enjoyed the teaching learning process, they can input material easily without compulsively.

In conclusion, the process of speaking skill by using scaffolding talk was the students make easier how to speaking well because the teachers should be good models, good mediators, good facilitators and good guides in order that the learners can cross the bridge safely without any difficulties. The students can improve their skill especially speaking skill in their life. The researcher thought that the technique was effective to improve students' speaking skill.

D. Hypothesis

Based on problem statement presented by the researcher, the hypothesis of this research was formulated as, "the use of scaffolding talk technique is effective to improve the students' speaking skill at of second grade students of MTs Madani".

CHAPTER III

RESEARCH METHOD

This chapter deals with research setting, research method, population and sample, variables and instrument, data collection procedures, data analysis techniques and statistic procedures.

A. Research Setting

1. The brief history of Pesantren/ Madrasah Madani Paopao

Pesantren / Madrasah Madani Alauddin Paopao established / organized by the foundation of the big Family IAIN Alauddin Makassar by deed NO. 29, 2001 Date of March 20, 2001, chaired by the Rector of IAIN Alauddin Makassar. Based on the Rector's Decree 02 of 2001 dated October 9, 2001 On Team Management preparation of Pesantren / Madrasah Madani Alauddin Paopao, then the team has been working to conduct the selection recruitment of the teachers (teacher). The Selection faculty reception held on January 28, 2002 and successfully passed as many as 14 people, by decree of the Executive Board of the Family Foundation IAIN Alauddin Makassar NO. 01 of 2002 dated May 17, 2002, with the following qualifications:

Last education	IAIN	8 people
	UNISMUH	1 people
	IKIP	5 people
Qualification Diploma	Strata Dua (S2)	3 people

	Strata Satu (S1)	11 Orang
--	------------------	----------

The Implementation of teaching and learning activities based on the approval of the Head of the Office of Religious Affairs Kab.Gowa, No: MT. 23 / S / PP / 542/2002. The teaching and learning process was officially opened on June 22, 2002 by the District Head Gowa District, represented by the Bureau of Public Welfare.

2. General situation of MTs Madani Paopao

The research was conducted at Madrasah Tsanawiyah (MTs) Madani Paopao. MTs Madani is Located In Jl. Bontotangnga No. 36 kelurahan Paccinongan, Gowa. The location of the school is near with the Masque Paopao of left side of the masque. In the front of the school there are a store and a villa. The society surroding MTs Madani work as a trader and and a lot of store in there.

3. The description of MTs Madani Paopao

Based on the research general description of MTs Madani Paopao as follows:

Name : MTs Madani Paopao

NSS : 121273060002

Address : Jl. Bontotangnga No. 36 kelurahan Paccinongan Kecamatan
Sumbo Opu, Gowa

Telp : 04118223180

4. The Vision of Mts Madani Paopao

The vision of MTs Madani Paopao was being a center of excellence and the establishment of human resource development master of science (and common religion), the technology and has a commendable morals.

5. The Mission of MTs Madani Paopao

In an effort to realize the mission above, the mission of MTs Madani Paopao as follows:

- 1) Improve the quality of students in the field of religion, public and technology
- 2) To Improve the ability of learners in the field of foreign languages (Arabic and English).
- 3) Allowing the learners to practice the alqarimah moral
- 4) Improving the quality of teachers in order to improve the quality of teaching and learning.
- 5) prepare the tool of education complacently

6. The List of Educational Facilities and Tools

School facilities may consist of buildings and other school facilities needed by teachers, students and other stake holders provided by school to support the successful of teaching- learning process in school environment. The Ideal educational facilities can be the factors of supporting successful teaching-

learning process because all of academicians' need can be provided. The educational facilities could be seen in the table below:

TABLE 3.1

Educational Facilities and Tools in MTs Madani Paopao in the Academic Year of

2016/2017

No.	Jenis ruangan/ Gedung	Jumlah	Keterangan
1	Kantor	1	Baik
2	Ruang Belajar/Kelas	7	Baik
3	Perpustakaan dan Lab. Komputer	1	Baik
4	Laboratorium Sains	1	Baik
5	Laboratorium Bahasa	1	Kurang Baik
6	Taman Baca	1	Baik
7	Ruangan OSIS	1	Baik
8	Ruangan Seni	1	Baik
9	Ruangan PMR/Pramuka/UKS	1	Baik
10	Sarana Ibadah dan Mesjid	1	Baik
11	Lapangan Olahraga:		

	- Lapangan Bola Mini	1	Baik
	- Lapangan Futsal	1	Baik
	- Lapangan Takraw	1	Baik
	- Lapangan Tenis Meja	1	Baik
12	Koperasi	1	Baik
13	Kantin	1	Baik
14	Gazebo	1	Baik
15	Kamar Mandi/WC	2	Baik

7. The List of Teacher of MTs Madani Paopao

Teacher is people who teach students in certain place and time. They educated, transfer new knowledge and try to change the behaviour of students. Teachers have a big role in teaching-learning process, they are challenged to bring students in positive side, not only in knowledge but also in moral value. The list of teachers of MTs N Andong could be drawn in the table below:

TABLE 3.2**List of The Big Family Institue UIN Alauddin and the Teachers in MTS Madani****Paopao**

No	Nama	L/P	Bidang Study	Pendidikan	
				S1	S2
1	Abd. Radab, S.Ag., M.Th.I	L	Bahasa Arab 1	IAIN	UIN
2	Dra. Hj. Murhani	P	Sejarah kebudayaan islam	IAIN	
3	Hema, S.Ag	P	Aqidah akhlak	IAIN	
4	Dra. Besse	P	IPA	IAIN	
5	Dra. Kamariyah	P	Fiqih	IAIN	
6	Sabaruddin, S.Pd.I	L	Bahasa Arab 2	IAIN	
7	St. Rugayah, S.Pd	P	Bahasa inggris	IAIN	
8	Ahmad. H., S.Pd.I., M.Pd	L	Aqidah akhlak	UNM	UIN
9	Aldi Reskianto, S.Pd	L	Penjaskes	IAIN	

10	Sitti Hasmah, S.Pd	P	Bahasa indonesia 1	UNM	
11	Asriani, S.Hum., M.Hum	P	BTQ	UNISMUH	UIN
12	Satria Afrizki, S. Pd., M.Pd	P	SBD	UIN	UNM
13	Aminuddin Mansur,S.Pd	L	Matematika 2	UNM	
14	Samsukur, S.Pd	L	IPS	UIN	
15	Dwi Hardiyanti, S.Pd	P	Matematika 1	UNG	
16	Adriayana, S.Psi	P	Bimbingan konseling	UNISMUH	
17	Nadrawati, S.Pd	P	Bahasa indonesia 2	UNM	

8. The distribution of the class at MTs Madani Paopao

TABULASI SISWA(I) MTS MADANI

ALAUDDIN

TAHUN PELAJARAN 2016/2017

1	VII A	17	15	32
2	VII B	18	13	31
3	VII C	14	17	31
4	VIII A	22	12	34
5	VIII B	16	17	33
6	VIII C	19	14	33
7	IX A	16	15	31
8	IX B	17	13	30
9	IX C	20	12	32

9. The Time of Research

The researcher conducted this research started on Monday 1st August 2016 until 3th september 2016.

B. Research Method

Research method is a procedure that used in research systematically. It started from planning, collecting data, until step of interpretation of conclusion.

1. Research design

The design of this research was quasi-experimental research. In this case the researcher wanted to know the significant effect of scaffolding talk technique to improve students' speaking skill.

This was a model of quasi-experimental design, exactly non-equivalent control group design:

E	O ₁	X	O ₂
—————			
C	O ₃	-	O ₄

Figure 3.1 Experimental Design

(Adapted from *Sugiyono, 2010*)

Explanation:

E : Experimental class

C : Control class

O₁ : Pretest in experimental class

O₂ : Pretest in control class

X : Treatment for experimental class by using scaffolding talk technique

O₃ : posttest in experimental class

O₄ : posttest in control class

C. Research Variable

There were two variables in this research; they were independent variable and dependent variable:

1. Independent variable

The independent variable was scaffolding talk technique, which was the teaching aids that help the students to improve their speaking skill. Independent variable can be affected dependent variable. It showed how the use of the scaffolding talk technique can improved the students speaking skill.

2. Dependent variable

The dependent variable was the students speaking skill at second grade students of MTs Madani. The dependent variable was affected by independent variable.

D. Population and Sample

1. Population

Population is all subject of research (Arikunto2013:173). The population of this research was all the second students of the second grade students of MTs MadaniPaopao. There were three classes take as investigation group which consist of 29 students per class. The total of population is 87 students. In class VIII A, consist of 8 girls and 21 boys. In class VIIIB, consist of 15 girls and 14 boys. In class VIIC, consist of 17 girls and 12 boys.

2. Sample

Sample is a part or representative of the population which is searching (Arikunto 2010). The researcher applied the purposive sampling technique in which two classes taken as sample. In this case, the researcher choose class VIII/A as the experimental class and class VIII/B as the control class. Each of the classes consists of 29 students; therefore the total numbers of students are 58. These classes were divided into experiment and control class.

E. Research Instrument

In this research, the researcher used speaking test. Test was taken in the material recount text. In pre test, the students tell their experience in the past about their holiday. It aimed to see the prior knowledge of the students in speaking before giving treatment. In the post test, the researcher used paper teks and then the students have to retell about the test they had read. The test was about holiday. It aimed to know the students' achievement after giving treatment.

F. Procedure of Collecting Data

Before implementing a research, the researcher first of all was made research design and that cover as follows:

1. Provide planning

In planning, the researcher was prepared materials, lesson plan, and list of student's name and scoring.

2. Giving Pre-test

Before giving a treatment, the researcher gives a speaking test to know the students' speaking ability. In this case, the researcher used speaking test. This test was using to know the students' prior speaking ability before they are giving a treatment.

3. Giving Treatments

The treatments given to the students after giving the pre-test. Treatment was activities from the researcher to the students by giving teaching learning in the class by using scaffolding talk technique. This technique was kind of way that can increase students' speaking skill. The researcher does the teaching learning process by giving explanation about scaffolding talk technique and how to do assignment well. The control class treated by using conventional strategy. The Procedures of treatment were the researcher entering to the class and doing teaching-learning process as the schedule, In the process of teaching and learning the researcher given the meaning of words one by one on order to be easy done with scaffolding talk technique, before researcher ended the teaching learning process, the teacher give the homework to students. The time used about 30 minutes.

4. Giving a Post-test

The post-test given to the sample after treatments; the purpose was to know the students' achievement in speaking skill after applying scaffolding talk technique. The type of the test was speaking test.

G. Technique of Data Analysis

The data was collected through the test by using inferential statistic percentage. Score was also used to know the students' ability in speaking skill. The steps under taken in quantitative analysis employing the following formulas:

1. Scoring the student's answer by using the following formula

$$\text{Score} = \frac{\text{Students' correct answer}}{\text{Total number of item}} \times 100$$

(adopted from depdikbud in Sukirman 2010:36)

2. Classifying the score answer into the following criteria

Scale	Classification
95 -100	Excellent
85 – 94	Very good
75 – 84	Good
65 – 74	Fairly good
55 – 64	Good
45 – 54	Poor
0 - 44	Very poor

Table 3.1 students' score classification

(Depdikbud in Nur: 2011)

3. Calculating the mean score of the students' answer by using the following formula:

$$\bar{X} = \frac{\sum X}{N}$$

Where, \bar{X} = mean score

$\sum X$ = the sum of all scores

N = the total number of subject

(Gay 2006, p: 320)

4. Finding out the standard deviation by applying this formula:

$$= \frac{\sqrt{SS}}{N - 1}, \text{ where } SS = \sum X^2 - \frac{(\sum X)^2}{N}$$

Where:

SD = Standard Deviation

SS = The sum of square

N = Total number of the subjects

\sum = The sum of all square; each score is squared and all the squares are added up

$(\sum X)^2$ = The square of the sum; all the scores are added up and the sum is square, total.

(Gay 2006, p: 321)

5. The formula used in finding out the difference between students' score in pre-test and post-test.

$$t = \frac{x_1 - x_2}{\sqrt{\frac{SS_1 + SS_2}{n_1 + n_2}}}$$

Where:

t = Test of significance

x_1 = Mean score of experimental group

x_2 = Mean score of controlled group

SS_1 = Sum square of experimental group

SS_2 = Sum square of controlled group

n_1 = Number of students of experimental group

n_2 = Number of students of controlled group.

(Gay 2006, p: 349)

6. The result of the t test were compared with t table to see if there was a significant difference between the experimental class and controlled class on the other hand, the experiment was effective.

T table > t test = Effective

(Gay 2006, p: 346)

CHAPTER IV

FINDINGS AND DISCUSSION

This chapter described both the findings and the discussions of this research.

A. Findings

Findings of the study deal with the presentation rate of the students' score obtained from the test to find the mean score, standard deviation, test of significance, and hypothesis testing.

1. Result of Students' Pre Test in Experimental and Controlled Class

Table of the result of students' pre-test in experimental class are shown in the appendix I. It showed that the lowest score of pre-test in experimental class is sixteen point six for two students and the highest is fifty-five point five for one student. The lowest scoring of the students when they spoke in the pre-test was one score for the fluency, one score for the accuracy and one score for the comprehensibility. The highest score that the student had when she spoke in pre test was three for fluency, four for accuracy, and three for comprehensibility.

For the controlled class, the data are shown in the appendix I. It showed that the lowest score in the pretest is twenty-two point two for two students and the highest score is fifty-five point five for one student. The lowest of the students when they spoke in the pre test was two scores for the fluency, one score for the accuracy and one score for the comprehensibility. The highest score that the students had when

they spoke in pre-test was four for fluency, three for accuracy, and three for comprehensibility. Before conducting the research, it was important to determine the mean score for both classes and the t-test to measure students' basic knowledge, to find out whether the result is significant or not and to be able to make sure whether the research can be continued or not. The Students' mean score for both classes and the t-test in the pretest are shown in the following table.

Class	Mean Score	t-test	t-table
Experimental Class	33.83	0.44	2.00
Controlled Class	34.79		

Table 4.1 Students' result of Mean Score, T-test, and T-table

The table 4.1 showed that the mean score of the students in the experimental class was quite lower than in the controlled class in which the gap between them was only 0.44. The result of the mean score described that the difference of the students' basic knowledge is almost equal. In addition, t-test of the pretest between experimental and controlled class was 0.44 and the t-table was 2.00.

Making a conclusion about students' score is by comparing the t-test and the t-table. When the result of the t-test is smaller than the t-table, it means that there was no significance among the result of the students' basic knowledge and it was

appropriate for the research to be continued. The table 4.1 above showed that there was no significance between students' score in the pre-test because the t-test was smaller than the t-table ($0.44 < 2.00$) so the research can be continued.

2. The Result of Students' Post test in Experimental and Controlled Class

Table of the result of students' post-test in experimental and controlled class (See Appendix II) demonstrated the score of post-test in experimental and control class. For the experimental class, the lowest score in the post-test was sixteen point six for two students and the highest one is eighty-three point three for two students. The lowest scoring students when they spoke in the post-test were one score for the fluency, one score for the accuracy and one score for the comprehensibility. The highest score that the students had when they spoke in post-test was five for fluency, five for accuracy, and five for comprehensibility. In addition, for controlled class, the lowest score was sixteen point six and the highest was sixty-one point one. The lowest scoring students when they spoke in the post-test were one score for the fluency, one score for the accuracy and one score for the comprehensibility. On the other hand, the highest score that the student had when she spoke in post-test was four for fluency, three for accuracy, and four for comprehensibility. Based on the results above, it was clear that the scaffolding talk technique has a positive impact to improve students' speaking skill especially for fluency, accuracy, and comprehensibility.

For the total score, the table of students' post-test showed that experimental class got 1409 and controlled class got 1030. It indicated that total score in experimental class was much higher than controlled class. Comparing with the results in pre-tests, the experimental class showed the high enhancement, on the other hand, the controlled class scores were decreased.

a. Students' Classification Score in Post-test for Experimental and Controlled Class

In the experimental class, there were 15 students or (51.7%) classified into very poor, 6 students or 20.6% were classified into fair, 2 students or 6.9% were classified into fairly good, and 1 students or 3.4 % were classified into good.

For controlled class, there were 26 students or 89.6% classified into very poor, 1 students or 3.4% classified into fair and 2 students or 6.9% classified into poor. The data are shown in the following table:

No.	Scale	Classification	Experimental Class		Controlled Class	
			F	%	F	%
1	95 – 100	Excellent	-	-	-	-
2	85 – 94	Very Good	-	-	-	-
3	75 – 84	Good	1	3.4	-	-

4	65 – 74	Fairly Good	2	6.9	-	-
5	55 – 64	Fair	6	20.6	1	3.4
6	45 -54	Poor	5	17.2	2	6.9
7	0 – 44	Very Poor	15	51.7	26	89.6
TOTAL			29	100	29	100

Table 4.2 students' classification score percentile

In summary, the data showed in the table indicates that students in experimental class have better enhancement than controlled class. For both classes, there was nobody classified into neither excellent nor very good but the difference was shown in the other classification of the score; Good, Fairly Good, Fair, and Very Poor. There were two students get good in experimental class because they showed a good speaking skill through the post test but there were no students get good in the controlled class. The two students who got the good great were very good in fluency, they only an effort time to search for words nevertheless, smooth delivery overall speaking and only a few unnatural pauses. As their accuracy, they only had a few minor grammatical and lexical errors but most utterances are correct. As their comprehensibility, the speaker's intention and general meaning are fairly clear and only a few interruptions by the listener for the sake of clarification are necessary.

In fairly good, six students in experimental class no one in controlled class who get the grade. For the fairly good fluency in experimental class, the students had

to make an effort too much of the time, often has to search the desired meaning. Rather halting delivery and fragmentary, and range of expression often limited even though there were also students who although had to make an effort and search for words, there were not too many unnatural pauses, fairly smooth delivery mostly. Occasionally fragmentary but succeeded in conveying the general meaning, fair range of expression. As for their accuracy, pronunciations were still moderately influenced by the mother-tongue but no serious phonological errors. A few grammatical and lexical errors but only one or two major errors cause confusion but there were also students' pronunciation is influenced by the mother tongue but only a few serious phonological errors. A few grammatical and lexical errors, some of which cause confusion. As for their comprehensibility, most of what the students say was easy to follow. Their intentions were always clear but several interruptions are necessary to help them to convey the message or to seek clarification.

There were three students in experimental class and two students in controlled class classified into fair, and there are six students in experimental class classified into very poor while in the controlled class, there are fifteen students classified in it. The data showed that the experimental is better in speaking rather than in the controlled class. Therefore, the scaffolding talk technique is has a positive result of enhancement in speaking especially in fluency, accuracy and comprehensibility.

Furthermore, in experimental class, the classification from fairly good to very poor is 86.6% while the controlled class is 100%. It indicated that students who got high classification are much higher in experimental class than in controlled class.

b. Mean Score and Standard Deviation

The following table presented the mean score and standard deviation of the experimental class and controlled class.

The mean score and standard deviation in the post-test of the experimental class and controlled class:

Class	Mean Score	Standard Deviation
Experimental	48.59	13.36
Controlled	35.52	9.34

Table 4.3 Mean Score and Standard Deviation in Post Test

The table 4.3 indicated the mean score of experimental class in the post-test was 48.59 and the standard deviation 13.36. While the mean score of the controlled class was 35.52 and the standard deviation were 9.34.

The standard deviation of students' post-test indicated that the mean score in this research seemed likely that it does not have good dispersion value because the standard deviation is 13.36 for experimental class and 9.34 for controlled class. On the other hand, the good dispersion value of mean score was if the result of standard deviation is under the grade of one (<1). If the standard deviation was more or bigger than one, it showed that the value dispersion of mean score is quite bad.

Even though the standard deviation was not good enough, it can be concluded that the use of scaffolding talk technique is beneficial to improve the speaking skill of

the students' because the mean score of students' post-test in experimental group is higher than the mean score of students' post-test in the controlled class.

c. Test of Significance Testing

The significant score between experimental and controlled class can be calculated by using t-test. The result of the t-test can be seen in table 4.4 as follows:

Variable	t-test	t-table
$X_1 - X_2$	4.63	2.00

Table 4.4 the t-test of students' achievement

Table 4.4 showed the result of test of significance testing. For the level of significance (p) 0, 05 and the degree of freedom (df) $(N_1 + N_2) - 2 = (29 + 29) - 2 = 56$, showed that the value of the t-test was higher than t-table. The result of the test clearly showed that there was a significant difference between the students' score in the experimental and controlled class after the treatment of scaffolding talk technique. It indicated that the scaffolding talk technique was quite effective in improving students' speaking skill. It means the hypothesis can be accepted because the t-test was higher than t-table ($4.63 > 2.00$). Hence, the hypothesis of the research was accepted.

B. Discussion

Scaffolding talk technique is a technique of learning in which students are given some assistance, guidance, supporting during the early stages of learning and then reduce the effort and provide an opportunity to the students or the students take over responsibility for an increasingly large after being unable to do it themselves

Analysis of the mean score gap in the post-test between the experimental and control ensures if the approach used was effective. The mean score of the experimental class was 48.59 and 35.52 for control class. It means the gap of the students' score of the experimental and control class is 13.07. The explanation of the gap between the two classes indicated that the experimental class showed high increasing than the control class while the controlled class scores were decreased.

To sum up, based on the the result of this study, which showed the students' scores were much higher after the treatment in experimental class using scaffolding talk technique, the use of scaffolding talk technique to improve their speaking skill especially for their fluency, accuracy and comprehensibility.

The findings above were in line with previous research findings. In Tika Rahmawati (2014) the result of the study emphasized that scaffolding talk technique was effective in enhancing the pre experimental group students' speaking skill in recount text. The findings showed that the students' speaking skill increases from pre to post test. Based on the Tika Rahmawati (2014) research, The mean of pre-test 47,08, the mean of post-test , 66,67. The T-calculation is 3,18. The result

showed that the T-calculation higher than T-table (2,75). It means that Scaffolding Talk technique was able to improve the students' speaking skill. These activities may encourage students' motivation to focus on the text. The strategy encouraged students to be able to improve their speaking.



CHAPTER V

CONCLUSION AND SUGGESTION

This chapter presented the conclusions as well as few suggestions of this study. Suggestions are taken based on findings and conclusions obtained in this research.

A. Conclusion

Based on the result, the students' speaking skill effective by using scaffolding talk technique at the second grade student of MTs Madani Paopao. The findings showed that the improvement of the students' speaking skill is significant after the students got Scaffolding Talk technique. Based on the data of students' competence in experiment class was higher than controlled class. The t-test for both classes in post-test is 4.63 compared to the t-table with 2.00, since the score of t-test was larger than the score of t-table. It means that the scaffolding talk technique which was applied in the experimental class was effective to improve the students' speaking skill.

Scaffolding talk technique can improve the student's speaking skill at second grade students of MTs Madani Paopao. The Data analysis that the total score of students in experimental class in the posttest is 1409 and 1030 for control class. In addition, the mean score in posttest for experimental class is 48.59 and 35.52 for control class. The data showed that students' score in experimental class was higher than controlled class. It meant that scaffolding talk technique can improve the

students speaking skill. Why scaffolding talk was effective to improve the speaking skill because this technique emphasize the use of English as the language model of interaction in all learning activities in English class. These results indicate that the scaffolding talk technique is more influential in students' ability to speak English.

B. Suggestions

In relation to the conclusion above, the researcher proposes the following offers:

1. The teacher should find out the effective strategy in teaching speaking skill
2. The students should be good learners; they should involve themselves in the classroom and pay attention to their teacher.
3. Student should have motivation in learning English.
4. The students should respect their teacher fully attention to the lesson for supporting the learning process running well.
5. The teacher should use many alternative strategies in teaching speaking to improve students speaking skill.
6. The teacher should know the students difficulties in reading to help them so that they can solve their problem and get out from their difficulties.
7. The English teacher should be creative in developing teaching material and present the learning process enjoyable.

Bibliography

- Ali, Amelia. *The Effectiveness of Guessing Games to Improve The Students' Speaking Skill at The Second Year of SMP PPM Darul Falah Enrekang*. Thessis. Makassar: UIN Alauddin Press . 2013
- Arikunto, Suharsimi. *Prosedur Penelitian: Suatu Pendekatan Praktik*. Jakarta: RinekaCipta. 2013
- Ayu Puspaning Tyas, Diah, *Teachers Scaffolding Talks in Teaching Speaking (The Case of The Seventh Grade Teachers of SMP N 1 Jepara in The Academic Year of 2008/2009)*. Thesis. Universitas Negeri Semarang. 2009
<http://lib.unnes.ac.id/1249/1/4844.pdf> accessed 20 Januari 2016
- Brown, H.D.. *Language Assessment: Principles and Classroom Practices*. White Plains, NY: Pearson Education. 2004
- Cameron, Lyne. *Teaching Language to Young Learners*. Cambridge: Cambridge University Press. 2001
<http://site.iugaza.edu.ps/akeshta/files/2010/02/class-discussion-PDF-document1.pdf> accessed 20 Januari 2016
- Corden, Roy. *Literacy and Learning Through Talk : Strategic to the Primary Classroom*. Philadelphia : Open University Press. 2000.
- Endah Tri Priyatni. *Peningkatan Kompetensi Menulis Paragraf Dengan Teknik Scaffolding*. Universitas Negeri Malang.
- Fadliyah, Sry Rezky. *The Effectiveness of Total Pshical Respons Through Imperative Sentences in Improving the Speaking Ability of the Second Grade Students at SMPN 1 Tanete Rilau Kab Barru*. Thessis. Makassar.UIN Alauddin. 2013
- Fauziati, Endang. *Teaching of English as A Foreign Language (TEFL)*. Surakarta : Muhammadiyah University Press. 2005
- Fitrianiingrum, Arista. *The Use of Three Steps Interview Technique to Improve Speaking Ability (A Classroom Action Research of the Ten Grade Students of SMK Informatika Nu Ungaran in the Academic Year of 2012/2013)*. Graduating Paper. Salatiga: 2013.
<http://perpus.iainsalatiga.ac.id/docfiles/abstraksi/62666328cc366cc3.pdf> accessed 20 Januari 2016
- Gay, etc. *Educational Research: Competencies for Analysis and Applications*. Edition. VIII: New Jersey: Pearson Education Inc, 2006.
- Hornby, AS.1995. *Oxford Advanced Learner's Dictionary*. Oxford: Oxford University Press.

- Irfan. *Increasing Students' Speaking Skill Through Based Learning Strategy at Second Grade of MA At-Tauffiq Lisu Barru*. Thessis. Makassar.UIN Alauddin. 2008.
- Jauhar, M. *Implementasi Paikem dari Behavioristik sampai Konstruktivistik : sebuah pengembangan pembelajaran berbasis CTL (Contextual Teaching and Learning)*. Jakarta : Prestasi Pustaka. 2011
- Klausmeier, H.J. *Educational experience and cognitive development, Educational Psychologist, No. 12*. 1977.
- Latief, Adnan. *Konstruktivisme dalam Pembelajaran Bahasa Inggris.Materi. Pelatihan Pembelajaran Kontekstual*. 2002.
- Mufidah, Ani Tsalisatul. "*The Effectiveness of Role Play Method to Improve Students Speaking Skill in Transactional and Interpersonal Text (An Experimental Research of The Tenth Grade Students of MA Sultan Agung Blora in The Academic Year 2011/2012)*". *Final Graduating Paper of English Education Department State Institute for Islamic Studies (STAIN) Salatiga*. 2012
- Mustari, Sri Hariati. *The Utilizing of Three Step Interview in Improving Speaking Ability at the Second Year Students of Madrasah Aliyah Alauddin Madani Paopao*. Thessis. Makassar. UIN Alauddin. 2014
- Nunan, D. *Language Teaching Methodology*. London : Prentice Hall. 1991
- Nur, Muzakkir. "*Improving The Students' Vocabulary by Using Tree Chart at The Second Year of Madrasah Aliyah Disamakan Palattae Kab. Bone*". *Thesis*. Makassar: Tarbiyah and Teaching Science Faculty UIN Alauddin, 2011.
- Rahmawati, Tika. *The Use of Scaffolding Talk Technique to Improve Students' Speaking Skill (Classroom Action Research of the Eighth Grade Students of MTs Negeri Andong in the Academic Year of 2013/2014) A Graduating Paper*. STAIN Salatiga. 2014
<http://perpus.iainsalatiga.ac.id/docfiles/fulltext/9724543369.pdf> accessed 20 Januari 2016
- Radjab,dkk. (2013). *Improving Students' Speaking Skill Through Project Based Learning Technique At Class Iii-B Of Third Semester Students*. Postgraduate Program of State University of Padang: Journal English Language Teaching (ELT)
- Shanti, P. (2015). *Developing Speaking Skills in English: Structural Competence versus Communicative Competence*. Transactions on Engineering and Sciences
- Rustam, Nur Afifah. *The effectiveness of Project Based Learning effective to improve speaking skill of the second semester students of Cokroaminoto Palopo University*. UIN Alauddin. 2016
- Sugiyono. *Metode Penelitian Pendidikan: Pendekatan Kuantitatif, Kualitatif, dan R&D*. Cet. X; Bandung: Alfabeta, 2010.

- Sukirman. *The ability of the fifth semester Students of English Language and Literature Department at Alauddin Islam State University Makassar in Analyzing Sentence in Reading Text Using Cooperative Learning* Graduating Paper. Makassar: UIN Alauddin.2010
- Suriani. *Improving The Students Speaking Ability Through Problems Based Learning Strategy at the Second Grade Students of SMPN 3 Bulupodda.* Thesis. Makassar. Uin alauddin. 2013
- Surtiati. *Teachers' Scaffolding Talk in English Class at Senior High School.* Unpublished Post Graduate Program. Semarang: State University Of Semarang. 2008 <http://lib.unnes.ac.id/16807/1/2201504008.pdf> accessed 20 Januari 2016
- Syarif. *Improving The Students' Speaking Ability of Second Grade Through Communicative Approach at Shekh Hasan Yamani Islamic Boarding School in Polman.* UIN Alauddin Makassar. 2014.
- Vygotsky, L. *Mind in Society: The Development of Higher Psychological Process* Cambridge. MA: Harvard University Press. 1978. <http://home.fau.edu/musgrove/web/vygotsky1978.pdf> accessed 20 Januari 2016
- Wood, D. Bruner, J.S. dan Ross, G. *The Role of Tutoring in Problem Solving.* *Journal of Child Psychology and Psychiatry* 89-100. Pergamon Press. 1976 <http://isites.harvard.edu/fs/docs/icb.topic850552.files/Wood1976.pdf> accessed 20 Januari 2016
- Zulfiqar, Saidna. *Teaching Speaking (English) Through Yahoo Messenger: Theory And Practice.* Jakarta: Qalam Media Pustaka. 2013 https://books.google.co.id/books?id=X-8LCAAQBAJ&pg=PA10&lpg=PA10&dq=CLASSIFICATION+SCORE+OF+SPEAKING&source=bl&ots=LwvVUVVmX&sig=GXnOua4K4NJp1_FwSVAP8MF4RKY&hl=id&sa=X&ved=0ahUKEwi6mK_-14nLAhWG26YKHQbGCRAQ6AEIKjAB#v=snippet&q=CLASSIFICATION%20SCORE%20OF%20SPEAKING&f=false accessed 20 Januari 2016
- file:///E:/Pendidikan_%20Daftar%20Nama%20Pengelola%20Pesantren_Madrasah%20Madani%20Alauddin%20Paopao%20TP.%202015_2016.html

APPENDIX I

Result of students' pretest in Experimental and control class

Pre-test in Experiment Class

Number of Respondents	Fluency	Accuracy	Comprehensibility	Total	Scores
1	3	1	3	7	39
2	2	1	3	6	33
3	1	1	2	4	22
4	2	1	2	5	28
5	3	2	4	9	50
6	1	2	2	5	28
7	2	1	1	4	22
8	1	2	3	6	33
9	2	1	2	5	28
10	3	2	4	9	50
11	3	2	4	9	50
12	2	2	3	7	39
13	2	2	2	6	33
14	2	1	3	6	33
15	2	1	3	6	33
16	3	2	4	9	50
17	2	2	3	7	39

18	2	1	2	5	28
19	2	1	1	4	22
20	2	1	3	6	33
21	3	1	4	8	44
22	3	2	3	8	44
23	2	2	3	7	39
24	2	1	2	5	28
25	2	1	1	4	22
26	2	1	3	6	33
27	2	1	2	5	28
28	2	1	2	5	28
29	2	1	1	4	22
Σ					981
Average					33.83

Pre-test in Control Class

Number of Respondents	Fluency	Accuracy	Comprehensibility	Total	Score
1	3	1	3	7	39
2	1	1	2	4	22
3	1	2	2	5	28
4	2	2	2	6	33
5	2	1	2	5	28

6	3	2	4	9	50
7	2	3	3	8	44
8	2	2	2	6	33
9	2	2	3	7	39
10	2	1	2	5	28
11	1	1	2	4	22
12	3	3	3	9	50
13	3	2	3	8	44
14	1	2	1	4	22
15	3	1	3	7	39
16	2	1	2	5	28
17	2	2	3	7	39
18	3	2	2	7	39
19	2	2	2	6	33
20	2	1	3	6	33
21	3	2	3	8	44
22	2	1	3	6	33
23	2	2	3	7	39
24	3	2	2	7	39
25	2	2	2	6	33
26	1	2	1	4	22
27	2	1	2	5	28

28	3	3	3	9	50
29	2	1	2	5	28
Σ					1009
Average					34.79

Where:

Score : Total/18

Σ : Sum of each datum

Average : Mean score



The Row Score of the Students' Pre-test

In Experiment and Control Class

Number of respondents	Experimental class		Control class	
	X	X ²	X	X ²
1	39	1521	39	1521
2	33	1089	22	484
3	22	484	28	784
4	28	784	33	1089
5	50	2500	28	784
6	28	784	50	2500
7	22	484	44	1936
8	33	1089	33	1089
9	28	784	39	1521
10	50	2500	28	784
11	50	2500	22	484
12	39	1521	50	2500
13	33	1089	44	1936
14	33	1089	22	484
15	33	1089	39	1521
16	50	2500	28	784
17	39	1521	39	1521
18	28	784	39	1521
19	22	484	33	1089
20	33	1089	33	1089
21	44	1936	44	1936
22	44	1936	33	1089
23	39	1521	39	1521
24	28	784	39	1521
25	22	484	33	1089
26	33	1089	22	484
27	28	784	28	784
28	28	784	50	2500
29	22	484	28	784
∑	981	35487	1009	37129
average	33.83		34.79	

Where:

- \square : Sum of each datum
- Average : Mean score

APPENDIX II

Result of students' posttest in Experimental class and Control class

Post-test in Experiment Class

Number of Respondents	Fluency	Accuracy	Comprehensibility	Total	Score
1	3	3	4	10	56
2	3	3	3	9	50
3	3	2	2	7	39
4	3	3	2	8	44
5	4	4	4	12	67
6	3	3	3	9	50
7	2	2	3	7	39
8	3	2	3	8	44
9	3	2	3	8	44
10	4	4	5	13	22
11	4	4	4	12	67
12	3	3	4	10	56
13	3	3	3	9	50
14	3	3	3	9	50
15	3	2	3	8	44
16	4	3	4	11	61
17	4	2	3	9	50

18	3	2	3	8	44
19	2	2	3	7	39
20	3	2	3	8	44
21	3	3	4	10	56
22	4	3	4	11	61
23	3	2	3	8	44
24	3	2	3	8	44
25	2	2	3	7	39
26	3	2	3	8	44
27	3	3	4	10	56
28	4	3	4	11	61
29	3	2	3	8	44
Σ					1409
Average					48.59

Post-test in Control Class

Number of Respondents	Fluency	Accuracy	Comprehensibility	Total	Score
1	3	2	4	9	50
2	2	1	2	5	28
3	1	1	1	3	17
4	2	2	2	6	33
5	3	2	3	8	44

6	4	3	4	11	61
7	3	2	3	8	44
8	2	1	3	6	33
9	2	2	2	6	33
10	2	1	3	4	22
11	2	1	3	6	33
12	3	3	3	9	50
13	2	2	2	6	33
14	2	1	2	5	28
15	3	2	3	8	44
16	2	1	2	5	28
17	1	2	2	5	28
18	1	2	2	5	28
19	2	2	3	7	39
20	2	1	2	5	28
21	2	2	3	7	39
22	3	2	3	8	44
23	2	2	2	6	33
24	2	1	3	6	33
25	1	2	2	5	28
26	2	2	3	7	39
27	3	2	3	8	44

28	2	1	3	6	33
29	2	1	3	6	33
Σ					1030
Average					35.52

Where:

Score : Total/18

Σ : Sum of each datum

Average : Mean score



The Row Score of the Students' Post-test

In Experiment and Control Class

Number of respondents	Experimental class		Control class	
	X ¹	X ²	X ¹	X ²
1	56	3721	50	2500
2	50	2500	28	784
3	39	1521	17	289
4	44	1936	33	1089
5	67	4489	44	1936
6	50	2500	61	3721
7	39	1521	44	1936
8	44	1936	33	1089
9	44	1936	33	1089
10	22	484	22	484
11	67	4489	33	1089
12	56	3721	50	2500
13	50	2500	33	1089
14	50	2500	28	784
15	44	1936	44	1936
16	61	3721	28	784
17	50	2500	28	784
18	44	1936	28	784
19	39	1521	39	1521
20	44	1936	28	784
21	56	3721	39	1521
22	61	3721	44	1936
23	44	1936	33	1089
24	44	1936	33	1089
25	39	1521	28	784
26	44	1936	39	1521
27	56	3721	44	1936
28	61	3721	33	1089
29	44	1936	33	1089
∑	1409	73453	1030	39026
average	48.59		35.52	

Where:

□ : Sum of each datum

Average : Mean score

APPENDIX III

Instrument of the Research *Pretest and Posttest*

To measure the speaking skill of the students before and after the treatment, the students need to take a pretest and a posttest both controlled group and experiment group. The questions were:

1. Pretest

Retell your experience in the past about your holiday!

- 1) When did the writer visit ...?
- 2) How did they go there ?
- 3) With who were they going there?
- 4) What did they do at ... ?
- 5) What did they buy some souvenir ?

2. Posttest

- a. Please retell the reading paper about “My Beautiful Holiday at Borobudur Temple” with your own language

APPENDIX IV

The Standard Deviation and T-Test of Experimental and Control Class in pre-test

1. Standard Deviation of Pre-test in Experimental Class

$$= \frac{\sum X^2 - \frac{(\sum X)^2}{n}}{n-1}, \text{ where } SS = \sum X^2 - \frac{(\sum X)^2}{n}$$

$$SS = \sum X^2 - \frac{(\sum X)^2}{n}$$

$$35487 - \frac{2}{29}$$

$$35487 - \frac{962361}{29}$$

$$35487 - 33184.86$$

$$SS1 = 2302.14$$

$$= \frac{2302.14}{29 - 1}$$

$$= \frac{2302.14}{28}$$

$$= \frac{2302.14}{28}$$

$$= \sqrt{82.22}$$

$$= 9.07$$



UNIVERSITAS ISLAM NEGERI
ALAUDDIN
M A K A S S A R

2. Standard Deviation of Pre test in Control Class

$$= \frac{\sum X^2 - \frac{(\sum X)^2}{n}}{n-1}, \text{ where } SS = \sum X^2 - \frac{(\sum X)^2}{n}$$

$$SS = \sum X^2 - \frac{(\sum X)^2}{n}$$

$$37129 - \frac{(\quad)^2}{n}$$

$$37129 - \frac{(\quad)^2}{n}$$

$$37129 - 35106.24$$

$$SS = 2022.76$$

$$= \frac{2022.76}{n-1}$$

$$= \frac{2022.76}{29-1}$$

$$= \frac{2022.76}{28}$$

$$= \sqrt{72.24}$$

$$= 8.50$$



3. T-test in the pre-test

$$= \frac{x_1 - x_2}{\sqrt{\dots}}$$

$$= \frac{33.83 - 34.79}{\sqrt{\dots}}$$

$$= \frac{-0.96}{\sqrt{\dots}}$$

$$= \frac{-0.96}{(77.23)(0.06)}$$

$$= \frac{-0.96}{\sqrt{4.63}}$$

$$= \frac{-0.96}{2.15}$$

$$= 0,44$$



UNIVERSITAS ISLAM NEGERI
ALAUDDIN
M A K A S S A R

The Standard Deviation and T-Test of Experimental and Control Class in Post test

1. Standard Deviation of Post test in Experimental Class

$$= \frac{\sum X^2 - \frac{(\sum X)^2}{n}}{n-1}, \text{ where } SS = \sum X^2 - \frac{(\sum X)^2}{n}$$

$$SS = \sum X^2 - \frac{(\sum X)^2}{n}$$

$$73453 - \frac{73453}{29}$$

$$73453 - 68457.97$$

$$73453 - 68457.97$$

$$SS1 = 4995.03$$

$$= \frac{4995.03}{29 - 1}$$

$$= \frac{4995.03}{28}$$

$$= \frac{4995.03}{28}$$

$$= \sqrt{178.39}$$

$$= 13.36$$



4. Standard Deviation of Post test in Control Class

$$= \frac{\sum X^2 - \frac{(\sum X)^2}{n}}{n-1}, \text{ where } SS = \sum X^2 - \frac{(\sum X)^2}{n}$$

$$SS = \sum X^2 - \frac{(\sum X)^2}{n}$$

$$= \sum X^2 - \frac{(\sum X)^2}{n}$$

$$= 36582.76 - \frac{(\sum X)^2}{n}$$

$$= 36582.76 - 34139.52$$

$$SS = 2443.24$$

$$= \frac{2443.24}{29 - 1}$$

$$= \frac{2443.24}{28}$$

$$= \frac{2443.24}{28}$$

$$= \sqrt{87.26}$$

$$= 9.34$$



2. T-test in the post test

$$= \frac{x_1 - x_2}{\sqrt{\dots + \dots}}$$

$$= \frac{48.59 - 35.52}{\sqrt{\dots + \dots}}$$

$$= \frac{13.07}{\dots}$$

$$= \frac{13.07}{(132.83)(0.06)}$$

$$= \frac{13.07}{\sqrt{7.97}}$$

$$= \frac{13.07}{2.82}$$

$$= 4.63$$



UNIVERSITAS ISLAM NEGERI
ALAUDDIN
M A K A S S A R

The Significance Different

$$\bar{X}_1 = 33.83 \quad SS_1 = 84995.03$$

$$\bar{X}_2 = 48.59 \quad SS_2 = 2443.24$$

1. t-Test

$$= \frac{x_1 - x_2}{\sqrt{\frac{SS_1 + SS_2}{n_1 + n_2}}}$$

$$= \frac{48.59 - 35.52}{\sqrt{\frac{84995.03 + 2443.24}{132.83 + 0.06}}}$$

$$= \frac{13.07}{\sqrt{7.97}}$$

$$= \frac{13.07}{2.82}$$

$$= 4.63$$

$$= 4.63$$

$$= 4.63$$

2. t-Table

For level of significance (D) = 0.05

Degree of freedom (df) = $(N_1 + N_2) - 2 = (30 + 30) - 2 = 58$

t - Table = 2.000



APPENDIX V

1. The table for fluency scoring for pre-test and post-test:

Classification	Score	Criteria
Excellent	6	Speak without too great an effort with fairly wide range of expression. Searches for words occasionally but only one or two unnatural pauses.
Very good	5	Has to make an effort time to search for words. Nevertheless, smooth delivery on the whole and only a few unnatural pauses.
Good	4	Although has to make an effort and search for words, there are not too many unnatural pauses, Fairly smooth delivery mostly. Occasionally fragmentary but succeeded in conveying the general meaning, fair range of expression.
Average	3	Has to make an effort too much of the time, often has to search the desire meaning. Rather halting delivery and fragmentary, range of expression often limited.
Poor	2	Long pauses while he searches for the desire meaning. Frequently fragmentary and halting

		delivery. Almost gives up making the efforts at time. Limited range of expression.
Very poor	1	Full of long and unnatural pauses. Very halting and fragmentary delivery. At times gives up making the effort. Very limited range expression.

2. The table for accuracy scoring in pre-test and post-test:

Classification	Score	Criteria
Excellent	6	Pronunciation is only very slightly influenced by the mother-tongue. Two or three minor grammatical and lexical errors.
Very good	5	Pronunciation is slightly influenced by the mother tongue. A few minor grammatical and lexical errors but most utterances are correct.
Good	4	Pronunciation is still moderately influenced by the mother-tongue but no serious phonological errors. A few grammatical and lexical errors but only one or two major errors cause confusion.
Average	3	Pronunciation is influenced by the mother tongue but only a few serious phonological errors. A few grammatical and lexical errors,

		some of which cause confusion.
Poor	2	Pronunciation seriously influence by the mother tongue with errors causing a breakdown in communication. Many 'basic' grammatical and lexical errors.
Very poor	1	Serious pronunciation errors as well as many "basic" grammatical and lexical errors. No evidence of having mastered any of the language skills and areas practiced in the course.

3. The table for comprehensibility scoring in pre-test and post-test:

Classification	Score	Criteria
Excellent	6	Easy for the listener to understand the speaker's intention and general meaning. Very few interruptions or clarifications required.
Very good	5	The speaker's intention and general meaning are fairly clear. A few interruptions by the listener for the sake of clarification are necessary.
Good	4	Most of what the speaker says is easy to follow. His intention is always clear but several interruptions are necessary to help him to convey the message or to seek

		clarification.
Average	3	The listener can understand a lot of what is said, but he must constantly seek clarification. Cannot understand many of the speaker's more complex or longer sentences.
Poor	2	Only small bits (usually short sentences and phrases) can be understood- and then with considered effort by someone who used to listening to the speaker.
Very poor	1	Hardly anything of what is said can be understood. Even when the listener makes a great effort or interrupts, the speaker is unable to clarify anything he seems to have said.

Heaton, (1991: p: 100)

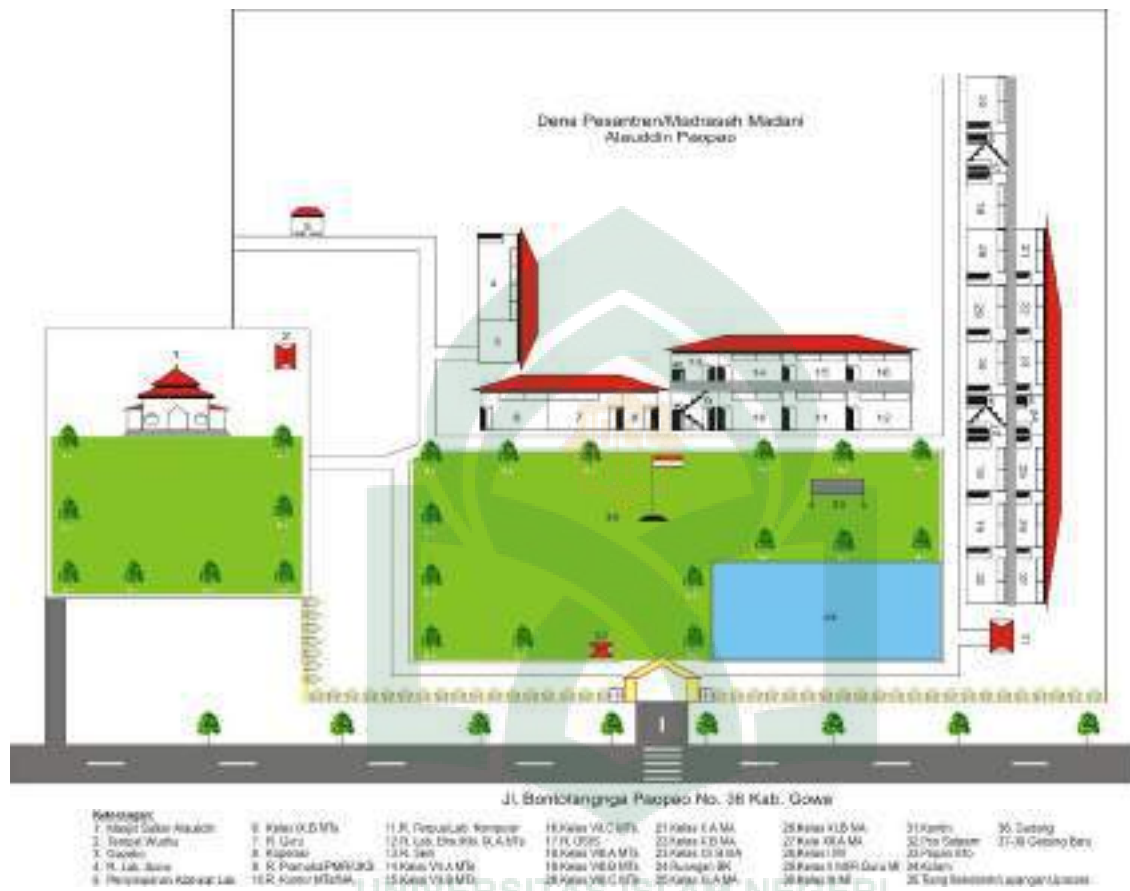
APPENDIX VI
Distribution of t –Table

Df	Level of Significance for two-tailed test					
	0,5	0,2	0,1	0,05	0,02	0,01
	Level of Significance for one-tailed test					
	0,25	0,1	0	0,025	0,01	0,005
1	1.000	3.078	6.314	12.706	31,821	63.657
2	0.816	1.886	2.920	4.303	6.965	9.926
3	0.765	1.638	2.353	3.183	4.541	5.841
4	0.741	1.533	2.132	2.776	3.747	4.604
5	0.727	1.476	2.015	2.571	3.365	4.032
6	0.718	1.440	1.943	2.447	2.143	3.707
7	0.711	1.451	1.895	2.365	2.998	3.499
8	0.706	1.397	1.860	2.306	2.896	3.355
9	0.703	1.383	1.833	2.262	2.821	3.250
10	0.700	1.372	1.812	2.226	2.764	3.169
11	0.697	1.363	1.769	2.201	2.718	3.106
12	0.695	1.356	1.782	2.179	2.681	3.055
13	0.694	1.350	1.771	2.160	2.650	3.120
14	0.692	1.345	1.761	2.143	2.624	2.977
15	0.691	1.341	1.753	2.331	2.604	2.947
16	0.690	1.337	1.746	2.120	2.583	2.921
17	0.689	1.333	1.740	2.110	2.567	2.898
18	0.688	1.330	1.734	2.101	2.552	2.878
19	0.688	1.328	1.729	2.093	2.539	2.861
20	0.687	1.325	1.725	2.086	2.528	2.845
21	0.686	1.323	1.721	2.080	2.518	2.831
22	0.686	1.321	1.717	2.074	2.505	2.819
23	0.685	1.319	1.714	2.690	2.500	2.807
24	0.685	1.318	1.711	2.640	2.492	2.797
25	0.684	1.316	1.708	2.060	2.485	2.787
26	0.684	1.315	1.706	2.056	2.479	2.779
27	0.684	1.314	1.703	2.052	2.473	2.771
28	0.683	1.313	1.701	2.048	2.467	2.763
29	0.683	1.311	1.699	2.045	2.462	2.756
30	0.683	1.310	1.697	2.042	2.457	2.750
40	0.681	1.303	1.684	2.021	2.423	2.704
60	0.679	1.296	1.671	2.000	2.390	2.660
120	0.677	1.289	1.658	2.890	2.358	2.617
	0.674	1.282	1.645	1.960	2.326	2.576

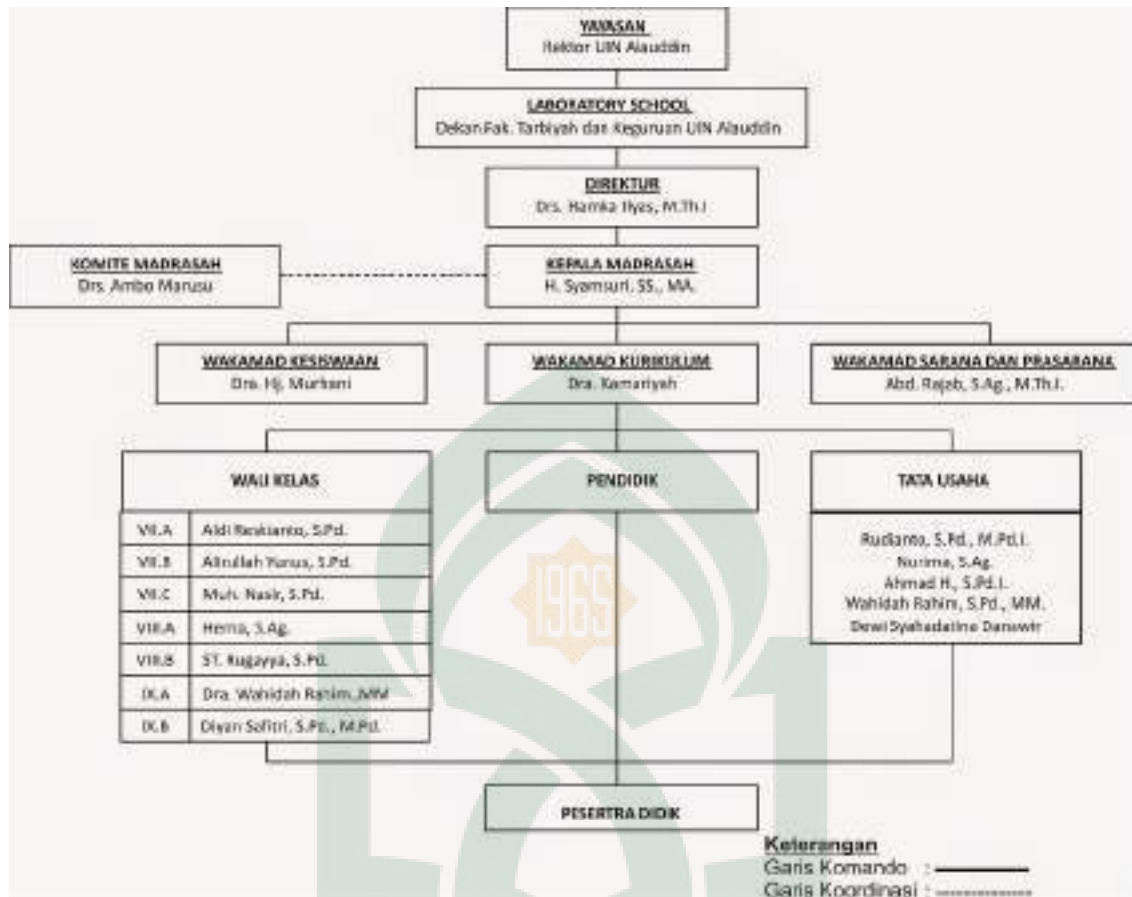
APPENDIX VII

The profil of MTs Madani Paopao UIN Alauddin Makassar

1. The skecth of Mts Madani Paopao



2. The organization structure of MTs Madani 2016/2017



3. The teachers of MTs Madani Paopao

No	Nama	LP	Bintang Siswa	Tempat, Tgl. Lahir	Pendidikan		Alamat	Tlp.
					S1	S2		
1	Abd. Rajab, S.Ag., M.Th.	L	BAR 1	Lena, 13 Juli 1979	IMN	UM	BTM Paopao Permai D 10 No 8	081342713142
2	Dia. H. Murtah	P	S&I	Bota, 21 Des 1958	IMN		Permai, Manggajati Permai B1/10	085242132989
3	Henna, S.Ag	P	AGD	Enrekang, 12 Agt 1976	IMN		BTM Muroti Ujo Blok EDP13	085242329564
4	Drs. Bosea	P	IPA	Sempitan Ribu, 10 Des 1964	IMN		BTM Pasolewang Horapat, Ph 20 No 12	085298357189
5	Drs. Kemasari	P	FGH	Menge Bolewa, 4 Sep 1945	IMN		BTM Paopao Permai C 10 No 4	085311142003
6	Sabanudin, S.Pd I	L	BAR 2	Bancongga, 31 Des 1976	IMN		Sakata Gawa	08529149549
7	ST. Rugsyah, S.Pd	P	BIG	U. Pandang, 30 Juli 1982	UM		BTM Muroti Permai Blok M No 11	80122091611
8	Amrath, S.Pd., M.Pd I	L	AGH	Lingsga, 12 April 1981	IMN	UM	BTM Sudi Awa Permai No No 2	081342222542
9	Aid. Reskono, S.Pd	L	PAU	Linnang Loe, 5 Nov 1966	UM		Abt. Muhallid Dg. Narang	085298042788
10	S.H. Hasnat, S.Pd	P	BH 1	Cetajang, 7 Jan 1979	UNISURAH		Cetajang	081215839394
11	Arsari, S.Hum., M.Hum.	P	BTQ	Paring Malingi, 24 April 1992	UM	UM	Paring Malingi	08219240352
12	Satrio Akhy, S.Pd., M.Pd	P	SBD	Boepihang, 27 Feb 1979	UM	UM	BTM Ghys Permai Manggajati Blok C 32	085242280718
13	Amnudin Mansur, S.Pd	L	MBI 2	Sinja, 15 Sep 1960	UM		Jl. Mustafa Dg. Bunga	085256277115
14	Samsukir, S.Pd.	L	IPS	Sinja, 13 Jan 1991	UNG		Jl. Abd. Wafiq Dg. Narang	08529122800
15	Dw. Hardiyani, S.Pd.	P	MBI 1	U. Pandang, 1 Mei 1993	UNISURAH		Padingkaloeng	08527311653
16	Adriana, S.Pd.	P	BK	Cuna, 25 Feb 1988	UNARI		Perum. Prima Griya Blok A 21	082340031465
17	Nadriway, S.Pd.	P	BH 2	Sanggamasa, 7 Feb 1991	UM		Jl. Kaniang Makassar Simas	085269933793

Gawa,
Kepulauan Makassar

Abd. Rajab, S.Ag., M.Th.
Wp. 150798152098011012

UNIVERSITAS ISLAM NEGERI
ALAUDDIN
 MAKASSAR



CURRICULUM VITAE



Fatur Rahmah was born on November 12, 1993 in Bima, a small town in West Nusa Tenggara. She is the third child of her parents, H. Abdul Wahab and St. Zaenab. She has a lovely older sister; St. Rosyita Wahab and a lovely older brother, M. Sahrul Ramadhan Wahab. Her recent status is as a student of English Education Department intake of 2012. She began her study in MIN Sumi Rato from 2000-2006.

She continued her study in SMP Negeri 1 Lambu from 2006-2009. Then She continued her study in SMA Negeri 1 Lambu from 2009-2012.

In the following year, she was accepted as a student in English Education Department of Tarbiyah and Teaching Science Faculty, Alauddin State Islamic University of Makassar in 2012. Besides, she ever became a member in a meeting clubs in the campus, such as English Devotee Community (EDIT) Makassar. The researcher thought that organization is a good place for obtaining knowledge about not only English but also the others. Therefore, she was also ever active in MPM (Mahasiswa Pecinta Mesjid) UIN Alauddin Makassar, LDK (Lembaga Dakwah Kampus) AL JAMI' Uin Alauddin Makassar, and LDF (Lembaga Dakwah Fakultas) AL USWAH Fakultas Tarbiyah & Keguruan Uin Alauddin Makassar.

DOCUMENTATIONS

