

**IMPROVING THE STUDENTS' SPEAKING ABILITY BY
MAKE A MATCH METHOD AT THE SECOND
YEAR OF SMA NEGERI 3 TAKALAR**



A THESIS

Submitted in Partial Fulfillment of the Requirements for the Degree
of Sarjana Pendidikan (S.Pd) of English Education Department
of Tarbiyah and Teaching Science Faculty of Alauddin
State Islamic University of Makassar

By:

RAHMAWATI

Reg. Number: 20400113189

**ENGLISH EDUCATION DEPARTMENT
TARBIYAH AND TEACHING SCIENCE FACULTY
ALAUDDIN STATE ISLAMIC UNIVERSITY OF MAKASSAR
2018**

PERNYATAAN KEASLIAN SKRIPSI

Dengan penuh kesadaran, penulis yang bertanda tangan di bawah ini:

Nama : Rahmawati
NIM : 20400113189
Tempat/Tgl. Lahir : Takalar, 15 Desember 1995
Jur/Prodi/Konsentrasi : Pendidikan Bahasa Inggris
Fakultas/Program : Tarbiyah dan Keguruan
Alamat : Topejawa. Kab Takalar
Judul : **Improving the Students' Speaking Ability by Make a Match Method at the Second Year of SMA Negeri 3 Takalar**

Menyatakan dengan sesungguhnya dan penuh kesadaran bahwa skripsi ini benar adalah hasil karya sendiri. Jika dikemudian hari terbukti bahwa ia merupakan duplikat, tiruan, plagiat, atau dibuat oleh orang lain, sebagian atau seluruhnya, maka skripsi dan gelar yang diperoleh karenanya batal demi hukum.

Gowa, 05 January 2018

Penulis,



Rahmawati

NIM. 20400113189

UNIVERSITAS ISLAM NEGERI
ALAUDDIN
M A K A S S A R

PERSETUJUAN PEMBIMBING


Pembimbing penulisan skripsi saudara, **Rahmawati NIM: 20400113189**, Mahasiswi Jurusan Pendidikan Bahasa Inggris pada Fakultas Tarbiyah dan Keguruan UIN Alauddin Makassar, setelah dengan seksama meneliti dan mengoreksi skripsi yang bersangkutan dengan judul **“Improving the Students’ Speaking Ability by Make a Match Method at the Second Year of SMA Negeri 3 Takalar”** memandang bahwa skripsi tersebut telah memenuhi syarat-syarat ilmiah dan dapat disetujui untuk diajukan ke sidang munaqasyah.


Demikian persetujuan ini diberikan untuk proses selanjutnya.

Samata – Gowa, 17 Februari 2018

Pembimbing I

Pembimbing II


Prof. Hamdan Juhannis, M.A., Ph.
NIP.19701231 199603 1 005


Muh. Rusydi Rasvid, S.Ag., M.Ag., M.Ed
NIP.19721208 199803 1 003

PENGESAHAN SKRIPSI

Skripsi yang berjudul *"Improving the Students' Speaking Ability by Make a Match Method at the Second Year of SMA Negeri 3 Takalar"*, yang disusun oleh Rahmawati, NIM: 20400113189, mahasiswa Jurusan Pendidikan Bahasa Inggris pada Fakultas Tarbiyah dan Keguruan UIN Alauddin Makassar, telah diuji dan dipertahankan dalam sidang munaqasyah yang diselenggarakan pada hari Rabu, tanggal 27 Maret 2018 Masehi, bertepatan dengan 9 Rajab 1439 Hijriah, dinyatakan telah dapat diterima sebagai salah satu syarat untuk memperoleh gelar Sarjana Fakultas Tarbiyah dan Keguruan, Jurusan Pendidikan Bahasa Inggris (dengan beberapa perbaikan).

Samata - Gowa, 27 Maret 2018 M.
9 Rajab 1439 H.

DEWAN PENGUJI:

(SK Dekan No. 736 Tertanggal 27 Maret 2018)

Ketua : Dr. Misykat Malik Ibrahim, M.Si (.....)
Sekretaris : Dr. Hamka, M.Th.I. (.....)
Munaqisy I : Dr. Kamsinah, M.Pd.I. (.....)
Munaqisy II : Sitti Nurpahmi S.Pd., M.Pd. (.....)
Pembimbing I : Prof. H. Hamdan Juhannis, M.A., Ph.D. (.....)
Pembimbing II : Muh. Rusydi Rasyid, S.Ag., M.Ag., M.Ed. (.....)

Mengetahui:

Dekan Fakultas Tarbiyah dan
Keguruan UIN Alauddin Makassar



Dr. H. Muhammad Amri, Lc., M.Ag.
NIP.197301202003121001

ABSTRACT

Name : Rahmawati
Reg. Number : 20400113189
Title : **Improving the Students' Speaking Ability by Make a Match Method at the Second Year of SMA Negeri 3 Takalar**
Consultant 1 : Prof. H. Hamdan Juhannis, M.A., Ph.D.
Consultant 2 : Muh Rusydi Rasyid, S.Ag., M.Ag., M.Ed.

The main objective of this study is to find out the effectiveness of students speaking ability in some topic that taught by using Make a Match method. This research was conducted at SMA Negeri 3 Takalar in Academic Year 2017/2018. In this research, the population are students in the second year. The numbers of population were 60 students. In taking the sample, Class XI MIPA 1 and XI MIPA 2 was chosen by using purposive sampling technique. There were 30 students in Class XI MIPA 1 and 30 students in Class XI MIPA 2.

Quasi-experimental design was applied in this research with two group pre-test and post-test design. Class XI MIPA 1 was chosen as controlled class by using conventional method (speech method) and Class XI MIPA 2 was chosen as experimental class that taught by using Make a Match method. The instrument used to collect data was oral speech, where researcher was prepare some topic and students choose one topic and present than researcher record.

The result of this research showed that the second year students of SMA Negeri 3 Takalar score on pre-test with the mean score 2,430 which classified as very poor. After giving treatment the students got improvement, they got score with the mean score 58,536 which classified as fairly good. The result of the data analysis indicated that there was a significant improvement in the students' speaking ability after being taught using Make a Match method. It was proved by the result of the statistical analysis of the level significance $P=0.05$ with degree of freedom (df)=58 indicated that the t-test values of the students' speaking 2,186 was higher than t-table value 2,009.

Based on the result of analysis, the researcher concluded that using Make a Match method was effective to improve speaking ability at the second year of SMA 3 Negeri 3 Takalar because Make a Match have some advantages such as each students can be directly involved in answering a question given to them in the from a card, secondly, it can increase the students' activity. Thirdly, it can help to avoid students being bored during in teaching learning process and make a match method can motivate and encourage students to be more interested and enthusiastic in learning English.

CHAPTER I

INTRODUCTION

This chapter discusses the research background that leads to research problem, research objectives, research significance, research scope and definitions of operational variables.

A. Background

Learning speaking skill for learners is important because is one of the components skill in English language. Through speaking, someone can communicate his or her idea, feeling, emotion, and desire. Sometimes a clever person who has a good idea must be stopped only because he or she cannot speak fluently. According to Cameron (2001:40) speaking is the active use of language to express meaning so that people can make sense of them. Then, Kartini in Ali (2013) stated that speaking is an instrument for communication through, feeling, idea, and intention to other people through spoken language, in order that what we say can be understood by the listeners.

The learners had to know that speaking and writing are productive skills, while listening and reading are receptive skills. Beside the four language skills above speaking is of great important to students have to communicate well, but they almost do not have chance to speak, express or communicate the thought verbally. Talking is difficult thing for student if they are does not have knowledge and speaking ability.

Speaking ability is the students' ability in expressing their ideas orally which is represent by the scores of speaking. Speaking is only an oral trail of abilities that it got from structure and vocabulary. Speaking is a part of oral communication and it is very important to exchange information directly. Harmer (2002: 270) stated that "Without speaking, show that you do not understand what the speaker saying, by looking confused, and starching your head in confusion etc." Through speaking, the students can express their ideas, feeling and opinion. They also can share information to the other. In teaching English, especially speaking skill, teacher have to focus on encouraging students to speak in front of class and aim the students to express their ideas in spoken language.

The students' are not accustom to speak without script. However, it would solved if they practice as often as possible. Additionally, it must supported by the teacher skill and an appropriate media in teaching speaking.

Since the skill of teacher is very important especially in teaching speaking, Magalhaes (2012:41) said that "pedagogically speaking, 'communication' has become the main actor inside the foreign language teaching classroom, prioritizing the foreign language's functional character so learners may use it in different contexts and for different purposes". Teacher with good and adequate pedagogical skill can emerge students' interest to join the learning activity. Therefore, teacher should apply an interesting media that can involve and the students directly. To make the students have strong interest in teaching and learning process especially in

learning speaking, the teacher should take the best approach, method, and strategies. Then, the teacher can use media in teaching of English language, method are use to help the students for speaking to make interaction between the teacher and students. Furthermore, the teacher had to prepare the interested aids before teaching learning process done, for example silent active media, telling unforgettable experience, telling interesting place, newspaper article, and many kind of game such us and many others.

In this research, the researcher focus on teaching speaking through Make a Match method because it could gave students chance to practice their speaking. There are some reason why Make a Match is chosen. The first, by using Make a Match, teacher had effort to motivate the students' interest in English especially in speaking. The second make sure students enjoy with the lesson and they are able to actived in the classroom activity. In addition In the application of Make a Match, obtain some findings that make a match technique can foster cooperation in answering students' questions by matching the existing cards in their hand, the learning process more interesting and most students seem more enthusiastic about taking the learning process, and students very enthusiast when the student looks at all the cards for each pair.

Relating to the background above, the researcher is interest in conducting research on “Improving the Students’ Speaking Ability by Make a Match Method at the Second Year at SMA Negeri 3 Takalar”

B. Research Problem

Based on the background above, the researcher formulated research problems as follow:

1. “How is the implement Make a Match as a method to improve the students’ speaking ability at senior high school 3 Takalar?”
2. How is the improvement the students’ speaking ability by Make a Match at senior high school 3 Takalar?”

C. Research Objective

The objectives of this research is

- 1 To find out whether there is a significance difference between the speaking ability of the second grade students of senior high school 3 Takalar before and after being tough by Make a Match as a method.
- 2 To find out the improvement of students’ speaking ability by using Make a Match.

D. Research Significance

The result of this study is expected to give both theoretical and practical benefits as follows:

1. Theoretical significant

Some previous researcher had already proved that Make a Match method had effective to apply in English class to improve the students speaking ability.

2. Practical significant

- a. Teacher

The research really hoped that, this research the teachers make the students interest in English learning especially in speaking. Besides, this learning model used as effective learning model in the process of learning, and teacher got new innovative method in enhancing their teaching method. Their method definitely affect the teaching process quality.

- b. Students

The researcher hopes it could help the students' to improve their ability in speaking and the students' can enjoy when they learn English and it can present a happy and funny situation in learning process.

c. The next researcher

The researcher hopes this researcher can be develop by the next researcher in different skill and different participant.

E. Research scope

The researcher had limited the variables in this research. The research attempt to find in this research is how Make a Match improve students speaking ability. The speaking criteria chosen for this research are fluency and daily communication. Fluency in this matter is how the students speak very clear and without any hesitation about what they are talking. Daily communication means is how students can communicate easily, accurately and fluently in everyday conversation, and understood what he/has talking. For the place, the research had conduct at Senior High School of 3 Takalar. For the subject, the second grade of Senior High School of 3 Takalar as the subject to this research.

F. Operational definition of terms

There are several key terms that are used in this study. They are speaking ability and Make a Match. They are defined in some paragraph bellows:

a. Speaking ability

Speaking ability is the ability in expressing their ideas orally which is represent by the scores of speaking. Speaking is only an oral trail of abilities that it got from structure and vocabulary.

b. Make a Match

Make a match is that give priority cultivation of social skills especially the ability to work together, ability to interact in addition to the ability through the game looking for a partner by using the card. Make a match is a method where the teacher is require to preparing cards containing the problem or question as well as the card containing the answer of the question. Each student will be told find the problem / answer pair from the cards.

One of the advantages of this method is student looking for the pair while learning about a concept or topic in a pleasant atmosphere. Learning model characteristics of make a match is to have close relationship with the characteristic of students' who love to play. Implementation models make a match should supported by active students to move around looking for a partner with the appropriate card with the answer or the question on the card.

CHAPTER II

REVIEW OF RELATED LITERATURE

The chapter was divided into four main sections, namely reviews of relevant research findings, reviews over some theories and concepts about the key issues in this research, theoretical framework and hypothesis.

A. Some Previous of Related Research Findings

There were some researcher have done the ways of providing speaking materials the students in order to increase in learning speaking ability.

Firstly, previous research was conducted by Indah Pertiwi (2013) conducted research entitled Improving Speaking Ability for Teaching Young Learners by Make a Match Technique, conducted the result of her study make a match is motivate the students' interest in English especially in speaking. Beside make students enjoy with the lesson and they are able to be active in the classroom activity for VIII grade Junior High School. The conclusion of this research is using Make a Match is effective in teaching speaking ability. The result of this method showed that there was improvement in speaking ability achievement of the student who were though through Make a match.

Secondly, from Ahmad (2011) conducted research entitled Using Make a Match to Improve Vocabulary Students', conducted of using Make a Match can increase knowledge and students' vocabulary of VII SMP Negeri 4 Sinjai Utara, Kabupaten Sinjai. The conclusion of this research is using Make a Match is success

and interest. The result of this research showed that make a match increased the students' vocabulary and students are able to get used to speaking English because vocabulary that is known.

The third was done by Tarmizi Ramadhan (2008) conducted research entitled Make a Match for Students' Learning Ability, conducted that of using Make a Match there are three benefits, the first is capable of creating an atmosphere of active learning and fun. The second is learning materials are delivered more attractive for students the three is able to improve student learning outcomes reached a level of mastery learning in classical 87.50%. The conclusion of this research is Make a Match is effective and have any benefits for students. The result of this research by used this method is students' learning ability and interested is greatly improved so that students learning outcomes also increase.

The fourth was done by Hanifah Kuspoyo (2009) conducted research entitled The Use of Methods Make a Match Performance Improve Learning Outcomes of English Students, conducted that use Make a Match is fun and exciting. One of the causes of low student learning outcomes are due to the lack of students who love the English language, but this method is very effective and makes students more active in the classroom, with the involvement of the student in the classroom, the researchers have managed to raise the results of students learning English. The result of this research is the researcher success to

improve student learning result and have the good motivation in studying English through making a match method.

The fifth was done by Upit Nurlita Kusuma (2013) conducted research entitled Make a Match in English Language Learning Improvement Student, conducted that Implementation Make a Match with pictorial word card on learning English increased and has reached the performance indicators. The result of this research is Make a match can improv student learning outcomes.

The six from Irwanto and Nurpahmi (2017), Using Make a Match to Improve the Students' Reading Comprehension at Mts Guppi Samata Gowa suggested that make a match can increase the students' activity. So the researcher concluded that make a match was effective and improve the students' activity and motivate students to be more interest in learning English.

The last from Asti Pratiwiningsih (2013) conducted research entitled Using Make a Match Technique in Teaching Reading Comprehension Report Text, concluded that reading comprehension score of student who are though using make a match technique get better achievement to understand report text in reading comprehension. The result of this research is student reading comprehension can improve by make a match.

Considering some findings of research above there were many techniques to improve the students speaking ability and make the process in learning more meaningful. Based on statement above, the researcher concluded that to improve the students speaking

ability the teacher have to apply some various learning models. It means that, the method can be interested and motivated the students in learning process. From the consideration, the researcher decided to applied same method in teaching speaking ability to find out the students' ability in SMA Negeri 3 Takalar.

To make distinguish with my existing research were, the first previous research have discussed about using Make a Match method in teaching speaking ability daily communication, the second and third previous research has discussed using Make a Match method in students' motivation but the researcher discussed using Make a Match in students' speaking ability.

B. Some Partinent Ideas

- a. Concept of speaking
 1. Definition of Speaking

Chastian in Bachtiar (2006) stated that speaking is the process of building and sharing meaning through the use of verbal and non-verbal symbols. In a variety of context. While another expert, Theodore Heuebour said Language is essentially speech and speech is basically communication by sounds.

Oxford advance dictionary (2007: 19) the definition of speaking to expert or communicate opinions, feelings and ideas, by or as talking and involves the activities in the part of the speaker as psychological (articulator) and physical (acoustic) stage.

Cameron (2001: 40) stated that speaking is the active use of language to express meaning so that other people can make sense of them. In speaking someone is required to be able to use the spoken language well that can be understood by the others or listener. Speaker should be able to use the most appropriate words and the correct grammar to convey meaning accurately and precisely, and needs to organize the context so that a listener will understand.

Richards and Renandya (2002: 210) stated that speaking is one of the central elements of communication. It means that speaking is very important. Speaking is the interaction between two people or more in greeting information where there is a speaker and listener. By speaking someone can express his or her feeling, emotion, and idea.

Brown (2004: 140) stated that speaking is an interactive process of constructing meaning that involve producing and receiving and processing information. When someone speaking he or she has to be able to make meaning depending on the context of the information occur and consider some circumstances. Example, context of situation, the participation, experiences, physical environment, and purpose of speaking. From the definition of some experts above, it can be conclude that speaking is the process of expressing ideas to construct meaning.

Speaking is the instruction between two people or more in getting information where there is a speaker and listener. The goal of learning to speak a foreign language. Realistically, teachers can not expect their students to be able to speak like natives. This

rate of speech will be slower than the native's. The pronunciation not be perfect. There are many need words that they will not know. But if they can make them understood in the language, they and their teacher can be quite proud of their achievement.

From the definitions above, the researcher can conclude that speaking is sound and symbol product by the speaker to communicate with the listener to share the meaning.

2. The Elements of Speaking

Speaking is making use words in ordinary voice, uttering words, knowing and being able to use language; expressing one in words; making speech. While skill is the ability to do something well. Therefore, we can infer that speaking is the ability to make use of words or a language to express oneself in an ordinary voice. In short, the speaking skill is to perform the linguistics knowledge in actual communication. The ability functions to express our ideas, feeling, thoughts, and need orally (Hornby, 1995: 826).

Richard and Rogers (2001) stated that there are six components of speaking skill that are normally recognized as crucial aspect that should be mastered those teachers and students in order to apply and practice of speaking. The six components of speaking are described as in the following:

a. Pronunciation

Pronunciation cannot largely learn successfully by imitation and repetition.

Therefore, teachers should have good standard of pronunciation in order that the students can imitate their teacher in any teaching and learning process, but we

cannot expect our students to sound exactly like American or Britain and the teachers should introduce the activities will be done in order to give the opportunities to make a lot of repetition.

b. Vocabulary

There are two types of vocabulary in general; they are active and passive vocabulary. Active vocabulary is the words which the students will need to understand and passive vocabulary is the words which we want the students to understand, but they will not use themselves.

c. Grammar

Grammar is the study of the use of words. Grammar consist of the means by which relationship between words are shown. Manser in Malayanti (2004:10) defined grammar as the rules for forming words and making sentences. According to Murthy in Malayanti, (2004:11) grammar is systematic study of scientific method which provides information and guidance necessary to learn language. Grammar is generally introduced in one of two ways in most textbooks. Either the new grammar is incorporated in the dialogue and narrative, or presented in example sentences at the beginning of the lesson. After the students have studied this initial presentation, the individual grammar points are isolated and practice. The teacher either drills the grammar into the

students or introduces the concept through meaningful explanation examples and exercise.

d. Accuracy and Fluency

It is now very clear that accuracy and fluency are both important goals to pursue in CLT (Communicative Language Teaching). While fluency may in many communicative language courses be an initial goal in language teaching, accuracy is achieved to some extent by allowing students to focus on the elements of phonology, grammar, and discourse in their spoken output. Fluency is probably best achieved by allowing the stream of speech to flow; then, as some of this speech spills over beyond comprehensibility, the 'riverbanks' of instruction on some details of phonology, grammar, or discourse can channel the speech on a more purposeful course.

e. Comprehension

Comprehension is the power of understanding an exercised aim at improving or testing one's understanding of a language in written or spoken (Hornby, 1984). Moreover, it defines as the ability to understand completely and be aware of understanding whatever said by speaker or toward the topics that are discussed during having conversation.

Comprehension is one of many components that should be paid attention to increase students' speaking ability in order to speak better. There

are pronunciation, grammar, vocabulary and fluently. Yet, speaking means making up language in ordinary way that involving those components.

3. Basic types of speaking

Brown (2004: 141) said that there are five types of speaking, we cite them categories of listening performance assessment tasks. A similar taxonomy emerges for oral production:

a. Imitative

At one end a continuum of types of speaking performance is the ability to simply parrot back (imitate) a word or phrase or possibly a sentences. While this a purely phonetic level of oral production, a number of prosodic, lexical, and grammatical properties of language may be include in the criterion performance. We are interest only in what is traditionally label “pronunciation”; no inferences are made about the test-takers’ ability to understand or convey meaning or not participate in an interactive conversation. The only role of listening here is in the short-term storage of a prompt, just long enough to allow the speaker to retain the short stretch of language that have to imitate.

b. Intensive

The second types of speaking frequently employ in assessment context is the production of short stretches of oral language design to demonstrate competence in a narrow band of grammatical, phrasal, lexical, or phonological

relationship (such as prosodic elements-intonation, stress, rhythm, juncture).

The speaker must be aware of semantic properties in order to be able to respond, but interaction with an interlocutor or test administrator is minimal at best.

c. Responsive

Responsive assessment tasks include interaction and test comprehension but at the somewhat limit level of very short conversation, standard greetings and small talk, simple request and comments, and the like.

d. Interactive

The different between responsive and interactive speaking is in the length and complexity of the interaction, which sometimes includes multiple exchanges and/ or multiple participants.

e. Extensive (monologue)

Extensive oral production tasks include speeches, oral presentation, and storytelling, during which the opportunity for oral interaction from listeners is either highly limit (perhaps to nonverbal responses) or rule out altogether.

4. Characters of Successful Speaking

When the students choose to learn a language, they are interested in learning to speak that language as fluently as possible. There are the characteristics of successful speaking:

a) Learners talk a lot

As much as possible of the period of time allocated to the activity is a fact occupied by learners talk.

b) Participation is even

Classroom discussion is not dominated by a minority of talk active participants. It means that all students get a chance to speak and participate in class.

c) Motivation is high

All students have enthusiasm to speak in class. The successful in speaking is measured through someone ability to carry out a conversation in the language

b. Make a Match

1. Definition

Anita Lie (2008: 56) stated that the learning model type make a match or exchange of partners are learning techniques that allow students to work cooperatively with others. This technique can be used in all subjects and for allage levels of the students.

Make a match the learning model is a learning system that promotes the planting of social skills, especially the ability to cooperate, the ability to interact in addition to the ability to think quickly through the game looking for a partner with the assistance of the card (Wahab, 2007:59). Suyanto (2009: 72) revealed that the make a match the model is a model of learning in which teachers prepare a card containing questions or concerns and prepare a reply card and then the students looking for a partner card. Match the make and model of learning is part of cooperative learning. Cooperative learning model is based on

the philosophy of homo homini socius, this philosophy emphasizes that human beings are social creatures (Lie, 2003:27). The make and match the model train students to have a good social attitude and train the students' ability to work together beside train speed of thinking students.

According Hamruni (2009: 290) model learning Make a Match is a fun way more active in reviewing the learning materials to provide opportunities for students to pair up and play a quiz to classmates.

Indah Pertiwi (2013) stated that make a match is one of alternative technique that can be applied to the students. This is one of the cooperative learning techniques that can be applied in the classroom. This technique is started from the technique when the students asked to find their card partner. They have to find the partner before the time limit, students who can find the partner will get point.

According to Isjoni (2010: 78) make a match the learning model is a learning model developed by Loma Curran. The main feature of this model is that students are asked to find pairs of cards that is the answer or question certain material in learning. one of the advantages of this technique are students looking for the pair while studying about a concept or topic in a pleasant atmosphere. This technique can be used in all subjects and for all ages.

In addition, according to Munawar (2013) suggests that if a teacher wants to teach the students using the Make a Match technique, he should prepare some cards, each with a

question related to a topic and some other cards each one with an answer to one of the questions.

2. The Advantages of Make a Match Method

Munawar (2013) adds that the Make a Match method has several advantages as follows:

First, each student can be directly involved in answering a question given to them in the form of a card. *Secondly*, it can increase the students' creativity through matching the cards. *Thirdly*, it can help avoid students being bored during the teaching-learning process. The last is it can create a more interesting classroom atmosphere.

In line with the above advantages, Suprijono (2014) clarifies that by using the Make a Match method teachers can motivate and encourage their students to be more interested and enthusiastic in learning English. In teaching English to senior high school students, teachers can use the Make a Match method to make teaching-learning easier.

When the students are more interested in learning, they concentrated and participate more actively in the class. In teaching speaking, the Make a Match method is considered as one very appropriate technique. Suprijono (2014) has stated that by using the Make a Match method, the students will get more attracted and pay more attention to their teacher.

3. Scenario

1. The teacher prepares several cards that contain some concept or a suitable topic for review session, otherwise the section about the papers and other section answer papers.
2. Each students got one paper
3. Each students to think of answer/ question of the paper held
4. Each students looked for a partner that had a matching card with the paper (about answer)
5. Any students who can match his papers before the deadline given point.
6. After a round of papers shuffled again so that each student got a paper that is different from before and so on
7. Conclusions

C. Theoretical Framework

In this research speaking means the ability to express or communicate opinions, feelings, and ideas by using oral language related to it's accuracy, fluency and comprehensibility. While the general definition of speaking according to Hornby (1995) speaking is making use words in ordinary voice, uttering words, knowing and being able to use language; expressing one in words; making speech. While skill is the ability to do something well. Therefore, we can infer that speaking is the ability to make use of words or a language to express oneself in an ordinary voice. In short, the speaking skill is to

perform the linguistics knowledge in actual communication. The ability functions to express our ideas, feeling, thoughts, and need orally.

First they do not like English class because the class is boring. In the learning process by using make a match the activities of students more fun and make all students active in the classroom. This is proved by Widyaningsih et al, (2008) stated the use of make a match method can improve the effectiveness of Teaching and Learning Process and able to improve student learning outcomes.

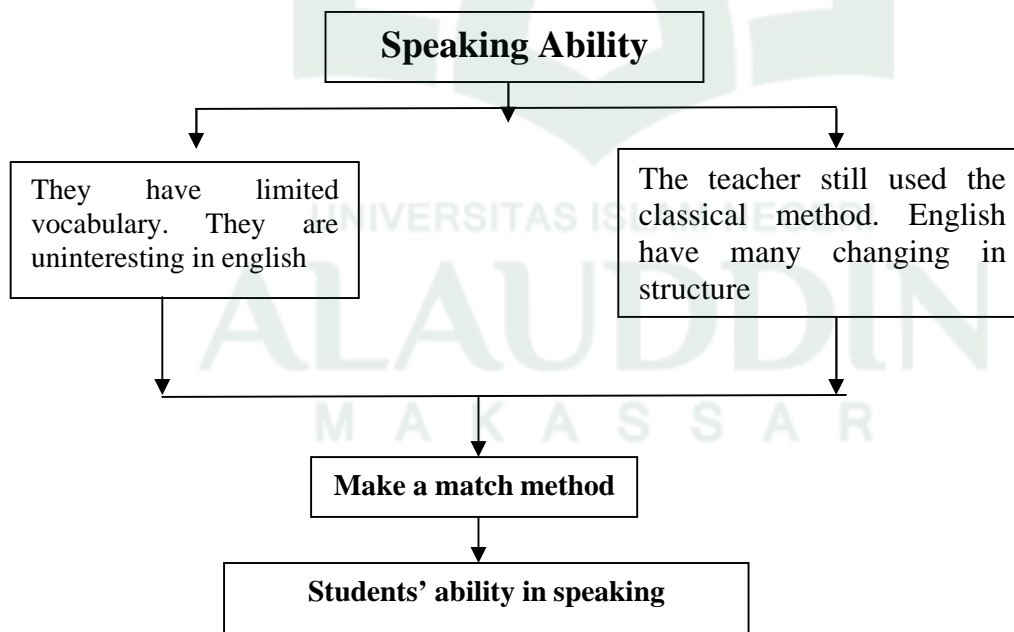
Second, the students were anxiety in expressing their ideas by using English. It is approved by Krashen (1982) who states that a variety of affective related to success in second language acquisition in research over the last decade but most of those studies examined the three categories; motivation, self-confidence, and anxiety. Teaching speaking by using make a match, the students are involve in teaching and learning process where students will be asking a couple of the problem and anywhere of each cards have been provid to them. There are some reasons why make a match is chosen. First, it make the students more motivate in learning because they have to find a question or answer from a card that is distribut to them so that they are before the specific time runs out. Second, this method is challenging and it can encourage students interact during learning process that can decrease students anxiety in expressing their ideas.

Third, the classroom environment does not support them to speak English. In the process of learning to teach English by using make a match they are required to find a pair

of each card that has been distributed to them so that students will be more interested so that no more students are passive. Researchers assume that students' speaking skill had better after being taught using the make a match method.

To solve the students' problems that they faced in learning process especially in speaking, the teacher should apply interesting method. One of them is make a match method, because it had some benefits for students' such as it will create the active and fun situation, they will have more attention with material, and increase the students' motivation.

The theoretical framework of this research that will be done is served in the following figure:




D. Hypothesis

This section consisted of Null Hypothesis (HO) and alternative hypothesis (HI).

That present in the following:

Null Hypothesis (HO): using make a match was not improve the students' speaking ability.

Alternative Hypothesis (HI): using make a match was improve the students' speaking ability.



CHAPTER III

RESEARCH METHOD

This chapter explains the research tradition or paradigm used to reveal the focus issues in this research. It contains research design, research design, population, sample, variables, instrumentations, data collection procedures, data analysis techniques and statistics procedures employed in this research

A. Research Design

In this research, the researcher applied quasi experimental research it aims that to find out the effectiveness of using Make a Match to improve the students' speaking ability at SMA Negeri 3 Takalar. In this design involve into two groups, the experimental group and the control group. In the experiment group was applied make a match in treatment and the controlled group receive usual treatment or conventional ways as the habitually of the teacher and students in learning process. Both groups were given pre-test and post-test as designed as follow;

$$\begin{array}{l} E = O_1 X O_2 \\ C = O_3 \quad O_4 \end{array}$$

Sugiyono, 2010

Explanation:

E : Experimental class that is chosen purposively

C : Controlled class that is chosen purposively

X : Treatment (teaching speaking through make a match)

O1&O3: Pre-test of experimental and controlled class

O2&O4: posttest of experimental and controlled class

B. Research Variable

In This research there were two variables. They were dependent variable and independent variable. Dependent variable is students' speaking ability and independent variable is Make a Match method.

C. Population and Sample

1. Population

Population is a large collection of subjects that would use in the research or the main focus of a research. According to Arikunto (2006) population is the total number of research respondents, while sample is a part or representation of population that is researched. Population in this research was students' at second year of SMA Negeri 3 Takalar. There were two classes and each class consists of 30 students'. The total of the students are 60 students.

2. Sample

Sample is part of population which want to study, view as estimation of the population, but not the population itself. The sample of this research are the second year of SMA Negeri 3 Takalar. So the sample were two classes, they were class XI MIPA 1 and XI MIPA 2. In this research, the researcher used purposive sampling. In purposive sampling, the researcher selected a sample that is believed to

representative of a given population. It means that the researcher had took one class of students.

The researcher choosed class XI MIPA 1 as the control class because their ability in English higher than class XI MIPA 2, and class XI MIPA 2 as the experimental class because the researcher applied the Make a Match method to evaluate their ability in speaking. The researcher was take XI MIPA 1 consist of 30 students as experiment class and XI MIPA 2 consist of 30 students as the control class.

D. Research Setting

1. Location and time

This research took place at SMA Negeri 3 Takalar in academic year 2017/2018. This research was done in first year. Actually, there were two classes in first year. There were Class XI MIPA 1 and XI MIPA 2. Which each class consists 30 students. In lesson activities, English has schedule at tuesday and thursday or twice in a week. During this research, the researcher was conducted for six meetings, which one meeting in take pre-test, four meetings did treatment, one meeting did pre-test and post-test. On the 12th October 2017 the observation was conducted in SMA Negeri 3 Takalar by interviewing both of teacher and students' to know their problem English Learning process. After presenting draft of thesis on October 2017, the researcher come back to the school to do make this research. This research lasted for one month, started on October 17th until November 17th 2017.

2. School profile

This research took at SMA Negeri 3 Takalar, which located on Abdul Djalal Dg Leo No. 2 Takalar, South Sulawesi. SMA Negeri 3 Takalar has twenty four classes, where there are IPA classes and IPS classes, which each grade has five IPA classes and each grade has three IPS classes. The total number of the students were 720 students. Abdullah as the headmaster of SMA Negeri 3 Takalar, and Jufrianto, S. Pd. M.Pd as the English teacher. There were some teachers have taught of SMA Negeri 3Takalar.

E. Research Instrument

The instrument of this research used the speaking test, especially an oral test that apply in the pre-test and post-test. The oral test itself forms is, the teacher was prepared some topics, and students ask to choosed the topic and explain about the topic itself within 5 to 10 minutes, then the teacher record the student as well as an explanation then skip to serve as an assessment of their speaking ability.

F. Data Collection Procedure

To collect data, the researcher used some procedures as follows such as pre-test, treatment, and post-test.

1. Pre-test

Before doing treatment, the students were given pre-test to know the students ability. It intended to see the students' prior knowledge on speaking ability.

2. Treatment

After giving the pre-test, the students were treated for six meetings excluding pre-test and post-test by implementing the make a match method in experimental class.

The first treatment was conducted at Tuesday, 17th October 2017. The first topic is *My Name is Indah*.

A

Find out your matching card before time is over.

My name is Indah, I live with my family at 10 Abd Razak street. My father's job is police and my mother's job is teacher. I go to school always deliver by my parents. After go back home, my mother never forget to ask me about my homework that teacher gave. I am a student at Senior high school 2 Makassar class 2.A and I have the best friend namely Intan.

B

Find out your matching card before time is over.

My name is Intan. My friend name is Indah. She lives with her family at 10 Abd Razak streets. Her father's job is police and her mother's job is teacher. Her parents are very busy. But Indah said that her mother never forget to ask her about homework that teacher gave. Indah is student at Senior high school 2 Makassar class 2.A

It was the first day I came in their class with some steps as following:

- a. During the treatment proses in the class the teacher prepared several papers that contain some concept or a suitable topic for review session, otherwise the section about the papers and other section answer paperss
- b. Every students got one papers
- c. Every students answered or exercise from one paper that held
- d. Every student looked pair that had fit in with the paper (exercised or answered)
- e. Every student got the paper before deadline is giving point
- f. After one round, the paper shaken again so that every student different paper from previous.
- g. conclusion

The second treatment was conducted in Thursday, 19th October 2017. The first topic is *Suci*.

A

Find out your matching card before time is over.

My name is Suci. I am an English teacher. Every Wednesday I go to school to teach. I was studied at University Gadjahmada Bandung. When I was studying there, I live with my cousin namely Dia. Now we live at Jakarta but she is a teacher at senior high school 12 Jakarta class 2. A. And I am a teacher at senior high school 2 Jakarta class 2. A

B

Find out your matching card before time is over.

She is Suci, she is an English teacher. Every Wednesday she goes to school to teach. She was studied at University Gadjahmada Bandung. When she was studying there, she lives with me. Now we live at Jakarta but she is a teacher at senior high school 2 Jakarta class 2. A. and I am a teacher at senior high school 12 jakarta class 2. A

with some steps as following:

- a. During the treatment proses in the class the teacher prepared several papers that contain some concept or a suitable topic for review session, otherwise the section about the papers and other section answer papers
- b. Every students got one paper
- c. Every students answered or exercise from one paper that held
- d. Every student looked pair that had fit in with the paper (exercised or answered)
- e. Every student got the paper before deadline is giving point
- f. After one round, the papers shaken again so that every student different paper from previous.
- g. conclusion

The third treatment was conducted in Tuesday, 24st October 2017. The topic is *My Friend and I*

A

Find out your matching card before time is over.

Today I will to go Bhayangkara hospital. I have to meet with doctor Ardi. He is works in Bhayangkara hospital. Dr. Ardi lives at 05 Hasanuddin street. He is my friend when we studying at university Lalalilu. He is my good friend. I have to meet Dr. Ardi at 09.00 am for controlling my eyes' health. He is an ophthalmologist.

B

Find out your matching card before time is over.

Today I will go hospital, I have to meet my friend namely Indra. He is my friend when we studying at University Lalalilu. He is my good partner. I have to meet Indra to controlling his eye's health at 09.00 am.

with some steps as following:

- a. During the treatment proses in the class the teacher prepared several papers that contain some concept or a suitable topic for review session, otherwise the section about the paperss and other section answer papers
- b. Every students got one paper
- c. Every students answered or exercise from one paper that held

- d. Every student looked pair that had fit in with the paper (exercised or answered)
- e. Every student got the paper before deadline is giving point
- f. After one round, the paper shaken again so that every student different card from previous.
- g. conclusion

The fourth treatment was conducted in Tuesday, 27th October 2017. The topic is *Ali*.

A

Find out your matching card before time is over.

My name is Ali. I live at 05 Tai Kuda street. I have five sisters and two brothers. My father's job is police and my mother's job is a teacher. I always go to school with my friend namely Eko.

B

Find out your matching card before time is over.

Ali was live at 05 Tai Kuda street. He has five sisters and two brothers. His father's job is police and his mother's job is teacher. He always go to school with his friend namely Eko

with some steps as following:

- a. During the treatment proses in the class the teacher prepared several papers that contain some concept or a suitable topic for

review session, otherwise the section about the papers and other section answer papers

- b. Every students got one paper
- c. Every students answered or exercise from one paper that held
- d. Every student looked pair that had fit in with the paper (exercised or answered)
- e. Every student got the paper before deadline is giving point
- f. After one round, the papers shaken again so that every student different car from previous.
- g. conclusion

The Fifth treatment was conducted in Thursday, 31th October 2017. The topic is *Nunam*

A

Find out your matching card before time is over

My name Is Nunam, I am a student in senior high school Katolik Rajawali, my father and my mother are a teacher at junior high school Bayangkara. I was born on 15 December 1995. When I back from school I always help my mother in her T-shirt store after finishing my homework.

B

Find out your matching card before time is over

Her name is Nunam, she is a student in senior high school Katolik Rajawali. Her father and her mother are a teacher at junior high school Bayangkara. She was born on 15 December 1995. When she back from school she always help her mother in her T-shirt store after finishing her homework.

with some steps as following:

- a. During the treatment proses in the class the teacher prepared several papers that contain some concept or a suitable topic for review session, otherwise the section about the papers and other section answer papers
- b. Every students got one paper
- c. Every students answered or exercise from one paper that held
- d. Every student looked pair that had fit in with the paper (exercised or answered)
- e. Every student got the paper before deadline is giving point
- f. After one round, the papers shaken again so that every student different card from previous.
- g. conclusion

The sixth treatment was conducted in Tuesday, 2nd November 2017. It was the last meeting in class. The topic is *Tracy*.

A

Find out your matching card before time is over.

My name is Tracy, I live at 05 Tai Kuda street. I have five sisters and two brothers. My father's job is police and my mother's job is a teacher. I always go to school with my friend namely Ali.

B

Find out your matching card before time is over.

Tracy was live at 05 Tai Kuda street. He has five sisters and two brothers. His father's job is police and his mother's job is teacher. He always go to school with his friend namely Ali.

with some steps as following:

- a. During the treatment process in the class the teacher prepared several papers that contain some concept or a suitable topic for review session, otherwise the section about the papers and other section answer papers
- b. Every student got one paper
- c. Every student answered or exercised from one paper that held

- d. Every student looked pair that had fit in with the paper (exercised or answered)
 - e. Every student got the paper before deadline is giving point
 - f. After one round, the papers shaken again so that every student different car from previous.
 - g. conclusion
3. post-test

Post-test is a form of question given after material has been delivered. In short, the post test is currently teaching materials evaluation end of the day was given. It aims that to know their improvement knowledge about speaking

B. Data Analysis Technique

After conducting post-test in experiment class and control class, the result of the pre-test was analyzed from these two classes. In experiment class, the treatment of Make a Match was given to the students while the other class was given the conventional dealing model. After giving the treatment to the experiment class, then the result of post-tests from the two classes was analyzed together to see if there is any different from one another $(O_2 - O_1) - (O_4 - O_3)$ (Sugiyono, 2010).

Scoring and classifying the students' speaking ability as suggested by Heaton (1988). Here are explained the detailed of the explanation above with its criteria:

Table 3.1.
The Assessment of Pronunciation

Classification	Score	Criteria
Very Good	5	Pronunciation is lightly influenced by mother tongue. A few minor grammatical and lexical errors but most utterances are correct.
Good	4	Pronunciation is still moderately influenced by mother tongue but no serious phonological errors. A few grammatical and lexical errors but only one or two major error causing confusion.
Average	3	Pronunciation influenced by the mother tongue but only a few serious phonological errors. Several grammatical and lexical errors, some of which cause confusion.
Poor	2	Pronunciation seriously influenced by mother tongue with errors causing a breakdown. Many “basic” grammatical and lexical errors.
Very poor	1	Serious pronunciation errors as well as many ‘basic’ grammatical and lexical errors. No evidence of having mastered any of the language skills and areas practiced in the course

(Arikunto, 2013)

Table 3.2.
The Assessment of Grammar

Classification	Score	Criteria
Very Good	5	Make few noticeable errors of grammar and word order
Good	4	Occasionally makes grammatical of word order errors which do not, however obscure meaning.
Average	3	Makes frequent errors of grammar and word order which occasionally obscure meaning.
Poor	2	Grammar and word order errors make comprehension difficult. Must often rephrase sentence or restrict him to basic pattern.
Very poor	1	Errors in grammar and word order as severe as to make speech virtually unintelligible.

(Arikunto, 2013)

Table 3.3.
The Assessment of Vocabulary

Classification	Score	Criteria
Very Good	5	Has to make an effort at time to search for words. Nevertheless, smooth delivery on the whole and only a few unnatural.
Good	4	Although he has to make an effort and search for words, there are not too many unnatural pauses. Fairly smooth delivery mostly. Occasionally fragmentary but succeeds in conveying the general meaning. Fair range of expression.
Average	3	Has to make an effort for much of the time. Often has to search for the desired meaning. Rather halting delivery and fragmentary. Range of expression often limited.
Poor	2	Long pauses while he searched for the desired meaning. Frequently and halting delivery. Almost gives up making the effort at times limited range of expression.
Very poor	1	Full of long and unnatural pauses. Very halting and fragmentary delivery. At times gives up making the effort. Very limited range of expression.

(Arikunto, 2013)

Table 3.4.
The Assessment of Accuracy and Fluency

Classification	Score	Criteria
Very Good	5	The speaker's intention and general meaning are fair clear. A few interruption by the listener for the sake of clarification are necessary
Good	4	Most of what the speaker says is easy to follow. His attention is always clear but several interruptions are necessary to help him to convey the message or seek clarification
Average	3	The listener can understand a lot of what is said, but he must constantly seek clarification. He cannot understand and then with considerable effort by someone who is used to listening to the speaker.
Poor	2	Only small bits (usually short sentence and phrase) can be understood and then with considerable effort by someone who is used to listening to the speaker hardly anything of what is said can be understood.

Very poor	1	Even the listener make a great effort interrupt s, the speaker is unable to clarify anything he seems to have said.
-----------	---	---

(Arikunto, 2013)

- a. The formula used in calculating the mean score of the students' answer:

$$\bar{x} = \frac{\sum x}{N} \times 100\%$$

\bar{x} = mean score

$\sum x$ = sum of all scores

N = total number of the respondents

(Gay, 2006: 320)

- b. The formula used in calculating the standard deviation:

$$SD = \sqrt{\frac{SS}{N}}, \text{ where } SS = \sum X^2 - \frac{(\sum X)^2}{N}$$

SD = standard deviation

SS = the sum of square

N = total number of the subjects

$\sum x^2$ = the sum of all square; each score is squared and all the squares are added up

$(\sum x)^2$ = the square of the sum; all the scores are added up and the sum is square, total.

(Gay, 1981: 297-298)

- c. The formula used in finding out the difference between students' score in Pre-Test and in Post-Test:

$$t = \frac{\bar{x}_1 - \bar{x}_2}{\sqrt{\left(\frac{SS_1 + SS_2}{n_1 + n_2 - 2}\right) \left(\frac{1}{n_1} + \frac{1}{n_2}\right)}}$$

(Gay, 1981: 327)

Where:

t = test of significance

\bar{x}_1 = mean score of experimental group

\bar{x}_2 = mean score of controlled group

SS₁ = sum square of experimental group

SS₂ = sum square of controlled group

n₁ = number of students of experimental group

n₂ = number of students of controlled group

- d. Assessing the students speaking skill score by using the following scales.

The classification of Speaking score:

No	Score	Criteria
1	85-100	Very Good
2	70-84	Good
3	55-69	Average
4	40-54	Poor
5	0-39	Very Poor

(Gay, 2006)

CHAPTER IV

FINDINGS AND DISCUSSION

This chapter particularly presents the findings of the research which are presented as data description, and the discussion of the findings reveals argument and further interpretation of the findings. In this chapter, the researcher analyzed the data consisting of the result of pre-test and post-test either in experimental class or control class.

A. Findings

The findings of the research were based on the results of the data analysis. The data analysis was used speaking test to collect the data. The data were collected from 30 students of XI MIPA at SMA NEGERI 3 Takalar which consisted of two groups, they are XI MIPA 1 and XI MIPA 2. The test consisted of pre-test and post-test. The pre-test was given to find out the students' background knowledge on speaking before presenting Make a Match method and the post-test was given to find out the enhancement of the students' speaking ability after giving the treatment. And findings of study deal with the presentation rate of the students' score obtained from the test to find the mean score, standard deviation, test of significance, and hypothesis testing.

1. **The classification of the students' pretest in experimental class and controlled class.**

The table 1 and 2 showed the classification of the students' speaking ability at the second year of SMA Negeri 3 Takalar in pretest and post test scores in experimental class:

Table 1
The rate percentage of score experimental class in pre-test

No.	Classification	Score	Frequency	Percentage
1.	Very good	85-100	0	0 %
2.	Good	70-84	0	0 %
3.	Average	55-69	12	10 %
4.	Poor	40-54	18	90 %
5.	Very Poor	0-39	0	0%
Total			30	100 %

Table 1 shows that the rate percentage and frequency of the students' experimental class in the pre-test, the students got very good nor good score. 12 (10 %) students got average score. 18 (90 %) students got poor score.

Table 2
The rate percentage of score experimental class in post-test

No.	Classification	Score	Frequency	Precentage
1.	Very good	85-100	0	0 %
2.	Good	70-84	0	0 %
3.	Average	55-69	3	5 %
4.	Poor	40-54	19	80 %
5.	Very poor	0-39	8	15 %
Total			30	100 %

Table 2 shows the rate percentage and frequency of the students controlled class in pre-test, the students' got neither very good nor good. 3 (5%) student got average score, 19 (80%) students got poor score, 8 (15%) students got very poor score.

Based on the table 1 and 2 above, it can be conclude that the rate percentage in pre-test of experimental class was higher than the rate percentage in pre-test of controlled. None of students got very good and good score of experimental class and controlled class.

2. **The Classification Of The Students' Post-Test Scores Experiment Class
And Controlled Class**

Table 3
The rate percentage of score controlled class in pre-test

No.	Classification	Score	Frequency	Precentage
2.	Very good	85-100	0	0 %
3.	Good	70-84	2	3 %
4.	average	55-69	23	90 %
6.	Poor	40-54	5	7 %
7.	Very poor	0-39	0	0 %
Total			30	100 %

Table 3 shows that in the post-test, the students got neither very good, there were 2 (3%) students got good, 23 (90%) students got average score, 5 (7%) students got poor score. None of the students got very poor.

Table 4
The rate percentage of score Controlled class in post-test

No.	Classification	Score	Frequency	Precentage
1.	Very good	85-100	0	0 %
3.	Good	70-84	0	0 %
4.	Average	55-69	18	70 %
6.	Poor	40-54	12	30 %

7.	Very poor	0-39	0	0 %
Total			30	100 %

Table 4 shows the rate percentage and frequency of the students controlled class in post-test, the students' got neither very good and good score. 18 (70%) students got average score, 12 (30%) students got poor score. None of the students got very poor score.

Based on the table 3 and 4 above, it can be conclude that the rate percentage in post-test of experimental class was higher than the rate percentage in pre-test of controlled. In experimental class was students got neither very good and in controlled class not to got very good too.

3. The mean score and standard deviation of Experimental class and controlled class

After calculating the result of the students score, the mean score and standard deviation of both classes be presented the following table;

Table5
The mean score of experimental class and controlled class in post-test

Class	Mean score		Range	Standard Deviasi	
	Pre-test	Post-test		Pre-test	Post-test
Experimental	2.196	51.490	-310	1154	69.231
Control	2.430	58.536	-100	162.896	0.348

The table 5 shows that, the mean score of experimental class in pre-test was (2.196) and the standard deviation of experimental class was (1.154), and the mean score of controlled class in pre-test (2.430) and its standard deviation was (162.896). While the mean score of experimental class in post-test of controlled was (51.490) and the standard deviation of experimental class was (69.231), the mean score of controlled class in post-test was (58.536) and standard deviation was (0.348). It can be concluded from both of the tests; the experimental class gained the greater mean score than the controlled group

The significance score between experimental score and control class can be known by using the t-test. The result of the t-test can be seen in the table 6.

The significance score between experimental class and controlled class can be knowing by using t-test. The result of t-test can be seen in table 6 as follows:

Table 6
Distribution the value test of t-test and t-table in post-test

Variable	t-test value	t-table value
Post-test	2.186	2.009

The table above shows that t-test value was higher than t-table. The result of the test shows there was significant difference between t-table and t-test (2.186 and 2.009), it means that, t-table was lower than t-test.

The result of the t-test statistical analysis showed that there was significant difference between the experimental class and controlled class with got different

treatment by using Make a Match method, event taught both of them was not enough high. The statement was proved by the t-test value (2.186) which higher than t-table value (2.048), at the level of significance 0.05 and the degree of freedom $(N_1 + N_2) - 2 = (30 + 30) - 2 = 58$. So the null hypothesis (H_0) was rejected and alternative hypothesis (H_1) was accepted.

4. Test of Hypothesis

The alternative hypothesis would be accepted if the t-test is higher than t-table and the null hypothesis rejected. While, if the t-test is smaller than t-table, the null hypothesis is accepted and rejected the alternative hypothesis.

The result of data analysis was the t-test value (2.186) was higher than the t-table value (2.048). Based on the result, hypothesis test showed as. H_0 was rejected and H_1 was accepted. In other words, the use of make a match was effective to enhance the second year students' in speaking ability.

H_1 was accepted, $t_{test} > t_{table}$ $df_e (1-\alpha)$

$t_{21.8} > t_{20.4} (1 - 0.05)$

B. Discussion

The method of Make a Match is one of the cooperative learning that learning results obtained through cooperation with others. The cooperation can be done in a variety of forms both groups and in a formal learning environment that occur naturally. Besides, learning community correlated with the real object or daily

life to make students easier to understand the material because the students' able get helping from his or her friend.

Make a match method is a suitable method applied in the classroom in teaching speaking at second year of SMA Negeri 3 Takalar. The result of this research showed that this method have influence on improving students' speaking ability. Make a Match method is a method that designed for giving student a skill to overcome the problems. So that, they become addicted to learn more and increased students' speaking ability.

The researcher found the applied make a match method was effective in enhancing the students' speaking ability, the researcher was discussed the students' improvements in speaking. Before the students were treated by applying make a match, the result of the students in experimental group of this research shown that the students' speaking skill was still low. It was approved by the result of pre-test, there were got neither very good. 2 (20%) students got good score, 13 (80%) students got average score. Based on the data analysis there were significance improvement of the students' post-test of experimental class from 30 students, where there were 4 (20%) students got very good, 10 (70%) students got good score, 1 (10%) student got average score. None of the students got poor and very poor.

The researcher concluded that used make a match can increase the students' speaking ability and overcome the students' problem in speaking English. The goals had been achieved because the students' achievements and performance increased

from the pre-test to the post-test. Then, it gave much contribution toward in English learning. It may bring the learning process to be more dynamic of interesting as well. Moreover, the researcher also are supported from Indah Pertiwi (2013) conducted research entitled Improving Speaking Ability for Teaching Young Learners by Make a Match Technique. She conducted the use make a match was motivate the students' interest in English especially in speaking. Beside make students enjoy with the lesson and they are able to be active in the classroom activity. Teaching speaking ability through make a match method also able improve and maintain the students' motivation, desire, and enjoyment in learning English. This research also support from Upit Nurlita Kusuma (2013) conducted research entitled Make a Match in English Language Learning Improvement Student, conducted that Implementation Make a Match with pictorial word card on learning English increased and has reached the performance indicators. The conclusion of this research is this model is very effective for learning this model is not a lecture and centered on the teacher alone, but centered on the students who will enhance the activity of students in English language learning students increase. The result of this research is Make a match can improv student learning outcomes.

The researcher concluded that make a match method is very effective for learning because centered on the students although students would more active in the class especially for students who love played. More ever, make a match is a fun way more active although make students interest to learn. In line with the above

advantages, Suprijono (2014) clarifies that by using the Make a Match method teachers can motivate and encourage their students to be more interested and enthusiastic in learning English. In teaching English to junior high school or senior high school students, teachers can use the Make a Match method to make teaching-learning easier. On the other hand, Hamruni (2009: 290) stated that model learning make a match is very fun way more active in reviewing the learning materials to provide opportunity for students to pair up and play a quiz with classmates.

This research also support from Hanifah Kuspoyo (2009) stated that one of the causes of low student learning outcomes are due to the lack of students who love the English language, but this method is very effective and makes students more active in the classroom, with the involvement of the student in the classroom, the researchers have managed to raise the results of students learning English. The result of this research is the researcher success to improve student learning result and have the good motivation in studying English through making a match method.

According to the passage, the researcher conclude that make a match very effective to learning English and make students more active during learning process because gave priority cultivation of social skills especially the ability to work together, to interact and ability through the game looking for a partner by using the card.

On the other hand, Anita Lie (2008: 56) stated that the learning model type make a match or exchange of partners are learning techniques that allow students to work cooperatively with others.

This study examined the effectiveness of make a match on XI MIPA students' English speaking ability at SMA Negri 3 Takalar. This study observed the students' behavior while discuss. The findings from the post-test of the experiment in the study showed that, Using make a match could improve the students' speaking ability.

To sum up, based on the the result of this study, which showed the students' scores were higher after the treatment in experimental class using Make a Match method. The use Make a Match method for teaching speaking was surely beneficial to increase students' ability. In summary, the researcher asserted that Make a Match method was important to apply on teaching speaking.

CHAPTER V

CONCLUSION AND SUGGESTION

This chapter consists of two sections. The first section deals with the conclusion and the second one deals with suggestion.

A. Conclusion

1. From the discussion in the previous chapter, it can be concluded that using make a match can increase the students' ability in speaking English. The students' mastery in speaking before using make a match is overage. It is different from the students' mastery after using make a match in learning speaking. It can be found in students post-test. The score was higher than the pre-test. Used of make a match in learning activity contributed to the students' more effective in teaching speaking.
2. It was proved by the t-test value 2.186 is greater than the t-table 2.009. Accordingly, make a match can increase the students' speaking ability.

B. Suggestions

Considering the conclusion above, the researcher puts forward some suggestions as follows:

1. For the Teacher or Lecturer

In teaching/learning activity, especially in speaking, the teacher or lecturer could give the materials using different method. For example, using Make a Match

method, in making it effective and efficient. Using this method is possible to ask students the students' known how to look the answered of the question.

Make a Match method should be considered as an alternative method to be used by English teachers in teaching speaking in the classroom since it may be effective to increase the students' speaking ability. Indeed, this research was focused on teaching speaking. This does not mean that the Make a Match method can only be used in teaching these materials but it may also be used in teaching other materials.

Therefore, English teachers are suggested to try using the Make a Match method in teaching all types of texts. Second, English teachers applying this method should follow the steps suggested in the Make a Match technique in teaching speaking to increase the students' participation and maximum scores, possibly the Make a Match method needs to be used many times not just a couple of times as in this study to really make a significant improvement in the reading of the students

2. For the Students

Make a Match method is one of cooperative learning who found by Lorna Currant, in many cases Make a Match method have make the students interesting in lesson, they have more attention with material and increase the students' motivation. Students should always be active in teaching-learning process. They must study hard if they want to be successful in mastering English. It is suggested to

the students who need improvement in their ability especially in speaking skill may try to use more the Make a Match method in different chance.

3. For the Next Researcher

It is suggested to other researchers to complete this research by conducting any other researches in Make a Match method. Based on the explanation above the writer would like to suggest other researcher, that the result of the study can be used as additional reference for further research with different sample and occasions. This research has many limitations and more researches should be conducted on this topic. Future researchers may conduct a study with a different and broader population and a larger sample.

In addition, the variables may be modified, future researchers can try to find a relationship between Make a Match method speaking and other language skills or competence, such as reading skill or grammar competence. To sum up, for further studies, the Make a Match method can be considered for teaching speaking. It is recommended that more research be done after referring to the findings from this research.

BIBLIOGRAPHY

- Ahmad. *Using Make a Match to Improve Vocabulary Students' of VII SMP Negeri 4 Sinjai Utara, Kabupaten Sinjai* Thesis of UIN Alauddin Makassar. 2011
- Ali. *Improving Students' Motivation in Studying English Through Making A Match Method at the Second Year of SMA Negeri 4 Herlang Kab. Bulukumba.* Thesis of UIN Alauddin Makassar. 2012
- Arikunto. *Prosedur Penelitian: suatu Pendekatan Praktek.* Jakarta : PT. RinCipta. 2006
- Bachtiar, Castiani. *Reducing Speaking Anxiety Through Various Communicative a Thesis.* Makassar. 2006
- Brown, H. Douglas. *Language Assessment: Principles and Classroom Practice.* USA: Longman, 2004
- Cameron. <http://area.dge.mec.pt/gramatica/whatspeakingis.htm>
- Fauzan, Risnu. *The Effectiveness of Using Collaborative Learning strategic (CLS) to Improve the Students' Reading Comprehension at the Second Year Students' of Madrasah Aliyah Guppi Samata Kabupaten Gowa.* Thesis UIN Alauddin Makassar. 2016
- Gay. L. R. et al. *Educational Research Competences for Analysis and Application.* Eight Edition; Colombus: Pearson Merrill Prentice Hall, 2006
- Hamruni. *Model Learning Make a Match.* Handbook. 2009
- Harmer, Jeremy. *How to Teach English.* New edition; England: Longman, 2010
- Hornby, A. S. *Oxford advanced learner's dictionary of current English.* New York, NY: Oxford University Press, 1995
- Irwanto, Nurpahmi . *Using Make-A Match to Improve the Students' Reading Comprehension at MTs Guppi Samata Gowa.* Thesis UIN Alauddin Makassar. ETERNAL (English Teaching Learning Research Journal). Vol. 03. Numb. 03, September 2017,P.161-172. 2017
- Isjoni, *Cooperative Learning, Efektivitas Pembelajaran Kelompok.* Bandung: Alfabeta. 2007

- Kuspoyo, Hanifah. *The Use of Method Make a Match Performance Improving Learning Outcomes of English Students*. Thesis. 2009
- Krashen. <http://rujukanskripsi.blogspot.co.id/2013/06/definition-of-speaking-skill.html>
- Lie, Anita. *Cooperative Learning: Pembelajaran di Ruang-Ruang Kelas*. Jakarta: Grasindo. 2008
- Magalhaes, Joana. *Creative Writing: Audiovisual Resources as Promoter of Creativity in Writing*. (Online), (<http://ler.letras.up.pt/uploads/ficheiros/9881.pdf>), accessed on 04 November 2015
- Munawir. *Using Make a Match Technique*. Handbook. 2013
- Nurlita, Upit. K. *Make a Match in English Language Learning Improving Students*. Thesis of Jombang University. 2013
- Oxford Advance Dictionary. *Oxford Learner's Pocket Dictionary*. New York: Oxford University Press. 2008
- Pratiwi, Indah. *Improving Speaking Ability for Teaching Young Learners by Make a Match Technique*. Jombang. 2013
- Pratiwiningsih, Asti. *Make a Match Technique in Teaching Reading Comprehension Report Text*. Thesis of STKIP Jombang. 2013
- Ramadhan, Tarmizi. *Make a Match for Students' Learning Ability*. Thesis. Jombang. 2008
- Richardj, Smith. and D dale D Johnson. *Teaching Reading: A Handbook*. USA:St. Martin Press. 1980
- Richards. J. C. and Rogers.T.S. *Approaches and Methods in Language Teaching*. Cambridge: Cambridge University Press, 2001
- Sugianto. *Metode Penelitian Kuantitatif Kualitatif dan R&D*. Bandung: Alfabeta. 2014
- Sugiyono. *Metode Penelitian Pendidikan: Pendekatan Kuantitatif, Kualitatif, dan R & D*. Cet. X; Bandung: Alfabeta, 2010

Suprijono, Agus. *Cooperative Learning: Teori dan Aplikasi PAIKEM*. Yogyakarta: PT. Pustaka Belajar. 2014

Sukestiyanto. *Statistika Dasar*. Yogyakarta : C.V Andi Offset. 2013

Tarmizi, R. <https://tarmizi.wordpress.com/.../pembelajaran-kooperatif-make-a-match/>

Upit, Nurlita. <http://czarinasute.blogspot.com/2011/01/proposal-ptk-make-match.html>

Wahab. *The Effectiveness of Using Make-A Match Method in Teaching Reading Comprehension to the First Grade Students of SMPN 02 Sulang Rembang*”.Thesis of State University of Semarang. 2010



CURRICULUM VITAE



Rahmawati was born on December 15th 1995 in Takalar, south Sulawesi Indonesia. She was the second children in her family of the couple Ramallah and Mantang . She has two sisters.

In 2000, the writer started her study at Elementary school at SDN Inpres Topejawa. Then Junior High School was started in 2007 at SMPN 1 Marbo and graduated in 2010. Then the writer continued her study to Senior High school at SMA Negeri 3 Takalar and Graduated in 2013.

In the same year, she went to at Alauddin State Islamic University of Makassar, the writer accepted in English Education Department in Tarbiyah and Teaching Science Faculty. In this Green campus the writer tried to develop and increase her knowledge.

UNIVERSITAS ISLAM NEGERI
ALAUDDIN
M A K A S S A R