

**IMPROVING READING SKILL OF THE SECOND YEAR STUDENTS'
THROUGH LOOK AND SAY TECHNIQUE AT
MTs AISYIYAH SUNGGUMINASA**



A Thesis

**Submitted in Partial Fulfillment of the Requirement for the Degree of
Sarjana Pendidikan in English Education Department of
Tarbiyah and Teaching Science Faculty of
UIN Alauddin Makassar**

By:

Nurwahida

Reg. Number: 20401107169

**ENGLISH EDUCATION DEPARTMENT
TARBIYAH AND TEACHING SCIENCE FACULTY
ALAUDDIN STATE ISLAMIC UNIVERSITY MAKASSAR
2011**

PERNYATAAN KEASLIAN SKRIPSI

Dengan senantiasa mengharapkan ridha Allah SWT, yang bertanda tangan dibawah ini menyatakan bahwa skripsi ini adalah benar hasil karya penyusun sendiri. Jika dikemudian hari terbukti bahwa skripsi ini merupakan duplikat, tiruan atau dibuat oleh orang lain secara keseluruhan atau sebagian, maka skripsi dan gelar yang diperoleh karenanya batal demi hukum.

Makassar, Juni 2011

Penulis,

Nurwahida
NIM. 20401107169

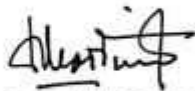
UNIVERSITAS ISLAM
ALAUDDIN
M A K A S S A R

PERSETUJUAN PEMBIMBING

Pembimbing penulisan skripsi Saudari **Nurwahidah**, Nim **20401107169**, Mahasiswi jurusan Pendidikan Bahasa Inggris pada fakultas Tarbiyah dan Keguruan UIN Alauddin Makassar, setelah dengan saksama meneliti dan mengoreksi skripsi yang bersangkutan dengan judul, "**Improving Reading Skills through Look and Say technique at the Second year of MTs Aisyiyah Sungguminasa**", memandang bahwa skripsi tersebut telah memenuhi syarat ilmiah dan dapat disetujui untuk diajukan ke sidang munaqasyah. Demikianlah persetujuan ini diberikan untuk diproses selanjutnya.

Makassar, 28 Juni 2011

Pembimbing I



Dra. Hj. Mardiana, M.Hum
Nip. 19690813 199903 2 001

Pembimbing II



Dra. Kamsinah, M.Pd.I
Nip. 19680328 199603 2 002

UNIVERSITAS ISLAM NEGERI
ALAUDDIN
M A K A S S A R

PENGESAHAN SKRIPSI

Skripsi yang berjudul, **"Improving Reading Skills through Look and Say Technique at the second Year Students' of MTs Aisyiyah Sungguminasa,"** yang disusun oleh saudari Nurwahida, NIM: 20401107169, Mahasiswi Jurusan Pendidikan Bahasa Inggris pada Fakultas Tarbiyah dan Keguruan UIN Alauddin Makassar, telah diuji dan dipertahankan dalam sidang *munaqasyah* yang diselenggarakan pada hari Senin, tanggal **15 Agustus 2011 M**, bertepatan dengan **15 Ramadhan 1432 H**, dinyatakan dapat diterima sebagai salah satu syarat untuk memperoleh gelar Sarjana Pendidikan (S.Pd.) pada Fakultas Tarbiyah dan Keguruan Program Studi Pendidikan Bahasa Inggris dengan beberapa perbaikan.

Samata, 15 Agustus 2011 M
15 Ramadhan 1432 H

DEWAN PENGUJI: (SK DEKAN No. 295 Tahun 2011)

Ketua	: Drs. Muzakkir, M.Pd.I	(.....)
Sekretaris	: Drs. Suddin Bani, M.Ag.	(.....)
Munaqisy I	: Drs. H. Abd. Muis Said, M. Ed.	(.....)
Munaqisy II	: Dra. Hj. Djuwairiah Ahmad, M. Pd. M. TESOL	(.....)
Pembimbing I	: Dra. Hj. Mardiana, M. Hum	(.....)
Pembimbing II	: Dra. Kamsinah, M.Pd. I	(.....)

Diketahui oleh:

Fakultas Tarbiyah dan Keguruan
UIN Alauddin Makassar



Salehuddin, M. Ag.
Np. 1954/212 198503 1 001

AKCNOWLEDGEMENT

Praise be to Allah, without His blessing, mercy and opportunity, the writer would have never been able to start and finish this thesis.

Peace and salutation to the great prophet Muhammad (peace be upon him) who has changed the cultures of the human to be better in order to be able to enjoy God's paradise.

The writer realizes that in carrying out and writing this thesis many people have been important to the writer in the preparation of this thesis; therefore, the writer would like to acknowledge them.

1. The writer would like to devote her special thanks to her Father **Biduri**, and Mother **Sudarni**, her beloved Sisters and Brother, and all her family for their love, countless materials support, understanding, and prayers for her success.
2. **Prof. Dr. H. A. Qadir Gassing, HT, M.S.** as the Rector of Alauddin State Islamic University Makassar and all staffs of Alauddin State Islamic University Makassar, whose management support the complete of her thesis
3. **Dr.H. Salehuddin, M.Ag.** as the Dean of Tarbiyah and Teaching Science faculty and all lectures and staff of English Department whose name could not be mentioned one by one for their guidance and service in writers academic process.
4. **Dra. Djuwairiah Ahmad, M.Pd, M.TESOL** as the Head of English Education Department; and **Dra. Kamsinah, M.Pd.I** as the secretary, for their

attentions during the years of writer's studies in the campus and guidance to writer this thesis.

5. The first person is her first consultant, **Dra. Hj. Mardiana, M, Hum.**, who has spends much time to guide, assisted, and encouraged the writer to finish this work by giving useful suggestion, motivation, and correction. Her deeply felt thanks go to her second consultant, **Dra. Kamsinah, M. Pd.I.** Without her support and correction, this work would have not been completed, certainly not anywhere the time is was.

The writer realize that this thesis is still far from being perfect, criticism, therefore will be high appreciation. However, it is still hoped this thesis will be useful.

Her almighty God bless all people who have contributed to the preparation and completion of this thesis.

Makassar, Juni 2011

The writer

UNIVERSITAS ISLAM
ALAUDDIN
M A K A S S
Nurwahida
NIM: 20401107169

TABLE OF CONTENTS

TITLE PAGE	i
PERNYATAAN KEASLIAN SKRIPSI	ii
PERSETUJUAN PEMBIMBING	iii
HALAMAN PENGESAHAN	iv
ACKNOWLEDGEMENT	v
TABLE OF CONTENTS	vii
LIST OF TABLES	ix
ABSTRACT	x
CHAPTER I INTRODUCTION	
A. Background	1
B. Problem Statement	4
C. Objective of the Research	4
D. Significance of Research.....	5
E. Scope of the research	5
CHAPTER II REVIEW OF RELATED LITERATURES	
A. Some Previous Research Findings	6
B. Review on Reading Skills	7
1. Definitions of Reading Skills	7
2. Some Concept and Theories of Reading Skills.....	8
3. Principles of Reading Skills.....	15
4. Measuring Student Reading Skills	20
C. Review of Look and Say Technique	24
1. Definition of Look and Say Technique.....	24
2. Some Concept and Theories of Look and Say Technique	25
3. Principles of Look and Say Technique	27
4. Procedure of Teaching Reading Through Look and Say Technique.....	28
5. Relation Between Reading Skills and Look and Say Technique.....	29
D. Theoretical Framework	32
E. Hypothesis	35

CHAPTER III RESEARCH METHOD

A. Research Design.....	36
B. Population and Sample	36
1. Population	36
2. Sample.....	37
C. Variable of Research.....	37
D. Instrument of Research	37
E. Data Collection Procedure	38
F. Data Analysis Technique	39

CHAPTER IV FINDING AND DISCUSSION

A. Finding	42
B. Discussion	44

CHAPTER V CONCLUSION AND SUGGESTION

A. Conclusion	46
B. Suggestion.....	46

BIBLIOGRAPHY	47
---------------------------	----

APPENDIX	xii
-----------------------	-----



LIST OF TABLES

Table 1 Interpretation of Result	23
Table 2 Table Design	35
Table 3 Classifying the Score	38
Table 4 The Mean Score and Standard Deviation (pretest-posttest)	42
Table 5 Dependent and Paired Sample t-Test (pretest-posttest)	42



ABSTRACT

Name : Nurwahida
Reg. Number : 20401107169
Title : Improving Reading Skill of the second Year Students' through Look and Say Technique at MTs Aisyiyah Sungguminasa
Consultant I : Dra. Hj. Mardiana, M.Hum
Consultant II : Dra. Kamsinah, M.Pd.I

This thesis aspires at finding out the improvement of the second year students' in reading skills through look and says technique at MTs Aisyiyah Sungguminasa. The problem statement of the research was; how is the improvement of the second year students' in reading skill through look and say technique at MTs Aisyiyah Sungguminasa?

The objective of the research was to find out the improvement reading skills of the second year by using look and say. Through it the student's reading skill was get better. This technique is effective in learning teaching reading.

In this research, pre-experimental method was applied with the group pre-test and post-test design. Group was giving pre test before given treatment. The research population was the second year students of MTs Aisyiyah Sungguminasa in 2010/2011 academic year which consisted of two class was namely VIIIA class consisted of 30 students and VIIIB consisted of 30 students. So the total number of the population is 60 students. The sample was the second year class (class VIIIA) that consisted of 30 students using random sampling technique.

The instrument of the research was answering the question, fill in the blank and true false the test to see the students' achievement in reading skill through look and say technique.

The result of the study indicated that the students' reading skill in pre-test and post-test differed significantly. It was proved by the value of the t-test 6. 503 which was greater than the critical value t-table 2.045 with the level of significance (p) = 0.05 and degree of freedom ($N - 1$) 29 the mean score of post-test (70.9667) was greater than the mean score of the pre-test (54. 9667).

Based on the findings and discussion of the study, the writer drew a conclusion that the students' reading skill can improve the students' reading comprehension at the second year of MTs Aisyiyah Sungguminasa.

CHAPTER I

INTRODUCTION

A. Background

Reading is the fundamental skill upon which all formal education depends. Teaching reading skills as a part of receptive skill is given the first priority in the language curriculum. Reading is a key that goes in the direction of success. Through it we can obtain information and knowledge, pleasure. Reading is a means of language acquisition, of communication, and of sharing information and ideas. Like all language, it is a complex interaction between the text and the reader which is shaped by the reader prior knowledge, experiences, attitude, and language community which is culturally and socially situated. The reading process requires continuous practices, development, and refinement (Jimmy Wales, 2011). Reading comprehension is the degree to which the reader understands what they have read. The readers are using their reading comprehension skills to gather information from text.

The problem occurs of reading is also faced by the students' at MTs Asyiyah Sungguminasa. In an observation as the pre-research, the researcher found that many problems occur to students. Reading of students is low reading achievement, more than there are any other factors. The first is the root cause of chronically low performing curriculum in the school, which harms students and contributes to the loss of public confidence in our school system. When many children don't learn to read, the public schools cannot and will not be regarded as

successful and efforts to dismantle them will proceed. The second is competence of teacher in teaching reading, medium which is advocate, management of school, participation the parents and society, time is available, input instrumental include inelegancy, level of ripeness emotional. The third is attitude and habit of student to study even the students is indolent to read because they are not accustomed in their life. But commonly factor is bigger contributions in attainment reading ability is caused by using technique of teaching reading less exact or wrongness in teaching reading process, and finally they idle to read as hard to mention and spelling of words and cannot understand what are reading.

Education curriculum or system is allowing it happen. Chance is our country cannot progress like the nation develops another which of familiarizing with read. Thus, they enable cannot pass in examination, more stupid in education, technology, economic, science, religion, and commerce or politic more than the world is modern nowadays. Then they are cannot compete in many sector and taken a grip on world. The other way through read and know of information and knowledge. Finally they competent to change themselves, society, and the reality condition in around of low knowledgeable go within with advanced and bright, until can come up and be human who is progress and noble.

Therefore, to solve the problem is faced by the students at MTs Aisyiyah Sungguminasa, how a teacher should to teach reading skill in order to student can acquire teaching which pleasure is. So, a teacher essential know reading skill in English teaching. Reading skill is a skill that involves the recognition of the script of language. Reading involves a combination of skills used simultaneously.

Children begin with basic phonics but soon learn fluency and comprehension skills to make their reading experiences meaningful. The main goal of reading understands. If students can pronounce words but do not understand what they are reading, they are merely reciting words. Therefore the researcher chose “Look and Say” technique has developed by John Amos Comenius at 1658. He suggested this technique of teaching reading, because the problem which occurs to students in teaching reading should be increase especially in reading skill about comprehension, spelling, pronunciation, and practice in vocabulary.

The teacher uses this technique for teaching reading in English. It will give any positive for student. The first the child learns to recognize words as a whole as a result of repeatedly seeing the words, pronouncing the words and connecting them with meaning. This technique the child uses Look-Say. After a child figures out how to pronounce a word several times, the word will be recognized instantly without using phonics.

“Look and say “technique is a method of teaching beginners to read by memorizing and recognizing whole words rather than by associating letter and sound (Webster's New World College Dictionary). In addition that “Look and say” technique is a technique of teaching reading to students that is how to read and spell of words in English right the student identify whole words. By using this technique the students will look and say what the teacher reads and automatically the students memorize the appearance of words or learn to recognize word by looking at the first and last letter.

As a result “look and say” technique can give of solution for students if they cannot spell, mention, and understanding of word, and sentences in English. Because, it has makes student difficult to mention and spelling of word. Whereas look and say technique gives students ability to sound out words as students do not always understand the meaning all of the words.

As the writer has taught in MTs Aisyiyah Sunguminasa for three month then writer has seen low achievement of the students in reading especially in English. Commonly, they cannot read in English. How to mention and spell of words even sometimes do not understand what they are reading.

Based on background above because low of reading skill for students. Finally the writer is interested to research toward the title is *Improving Reading Skills through Look and Say Technique at the second years students of MTs. Aisyiyah Sungguminasa*”

B. Problem Statement

Based on the previous background the writer formulates research questions was, how is the improvement of the students’ reading skill through “look and say” technique?

C. Objective of the Research

There is an objective in this research:

1. To find out the improvement reading skill of students through “look and say” technique of MTs Aisyiyah Sungguminasa.

D. Significance of the Research

1. The result of the research will help the students to improve their reading skill.
2. This research is expected to be helpful for English teachers to improve their teaching reading technique.
3. The result of this research can be useful for educators who have responsibility to plan and to improve teaching reading skill.
4. This research gave input to the headmaster to make policy to fulfill the student's needs in learning English.
5. The result of this research is also used by the other researchers as information in doing a further study.

E. The Scope of Research

The scope of research is limited to teach reading skill by using “look and say” technique, whereas technique is “improving reading skill at the second year’s students of MTs Aisyiyah Sungguminasa.

CHAPTER II

REVIEW OF RELATED LITERATURE

A. Some Previous Research Findings

Related researchers have been done several times in different aspects of language reading skill. First, **Nadrah** (2004) had her research under the title “The Contribution of Reading Strategies and Vocabulary Mastery to Reading Comprehension.” Her research was aimed to describe the contribution of reading strategies and vocabulary mastery toward reading comprehension. This research found that the reading strategies and vocabulary mastery had significant contribution to reading comprehension. The related findings above tried to identify the influence of learning strategies in communication and the contribution of reading strategies and vocabulary mastery to reading skill. The second, **Ramadhan** (2006) had researched with the title “the effectiveness of using phonics method in increasing the students reading skill”. He discovered that by phonics method in teaching reading is effective to improve the students reading skill. The related findings more than to recognize the influence of teaching reading meaningful to recognize of word with how to mention of word so that can understand it in reading text and successful in reading. The third, **Salmia** (2006) toward that one way to give motivation to the students’ is to design reading activities related to text. So, the students’ will not face many problems in comprehending reading text. By this way the students maybe interested because they understand what they are reading.

B. Review on Reading Skills

1. Definition of Reading Skills

Reading is an exercise dominated by the eyes and the brain. The eyes receive messages and the brain then has to work out the significance of these messages. (Jeremy Harmer: 1991: 190)

The writer has as a conclusion that reading is an action which do by observes will proceed intelligence where is the eye will see the memo of text then directly the brain contract meaning of the manuscript. In other word, reading is a communication process requiring a series of skills. As such, reading is a thinking process rather than an exercise in eye movements. "External" speed reading exercises such as finger pacing and previewing, highlighting etcetera, through helpful, are techniques external to where the process actually happens.

Reading is interaction between the writer and written language, through which the reader takes to construct the message from the writer. (Goodman: 1968)

The writer has as a conclusion reading is interface the reader and printed what are contents in recite then the reader receipts the idea in recite.

Kustaryo (1982:2) defines reading as the activity that consists of the combination of word recognition, intellect, and emotion interrelated with the prior knowledge to understand the message being communicated.

The writer has as conclusions that reading is an activity which involves recognition meaning of the word where more prior the reader knowledge before so that can appreciate meaning of the text.

2. Some Concepts and Theories of Reading Skills

There are two parts in teaching reading. The first part will look at some of the shifts and trends in theories relating to reading. The second part will examine tips and guidelines for implementing a theory of reading which will help to develop our learners' abilities.

Just like teaching methodology, reading theories have had their shifts and transitions. Starting from the traditional view which focused on the printed form of a text and moving to the cognitive view that enhanced the role of background knowledge in addition to what appeared on the printed page; they ultimately culminated in the met cognitive view which is now in vogue. It is based on the control and manipulation that a reader can have on the act of comprehending a text.

a. The traditional view

According to Dole et al. (1991), in the traditional view of reading, novice readers acquire a set of hierarchically ordered sub-skills that sequentially build toward comprehension ability. Having mastered these skills, readers are viewed as experts who comprehend what they read.

- 1) Readers are passive recipients of information in the text. Meaning resides in the text and the reader has to reproduce meaning.

- 2) According to Nunan (1991), reading in this view is basically a matter of decoding a series of written symbols into their aural equivalents in the quest for making sense of the text. He referred to this process as the 'bottom-up' view of reading.
- 3) McCarthy (1999) has called this view 'outside-in' processing; referring to the idea that meaning exists in the printed page and is interpreted by the reader then taken in.
- 4) This model of reading has almost always been under attack as being insufficient and defective for the main reason that it relies on the formal features of the language, mainly words and structure.

Although it is possible to accept this rejection for the fact that there is over-reliance on structure in this view, it must be confessed that knowledge of linguistic features is also necessary for comprehension to take place. To counteract over-reliance on form in the traditional view of reading, the cognitive view was introduced.

b. The Cognitive View

The 'top-down' model is in direct opposition to the 'bottom-up' model. According to Nunan (1991) and Dubin and Bycina (1991), the psycholinguistic model of reading and the top-down model are in exact concordance.

Goodman (1967; cited in Paran, 1996) presented reading as a psycholinguistic guessing game, a process in which readers sample the

text, make hypotheses, confirm or reject them, make new hypotheses, and so forth. Here, the reader rather than the text is at the heart of the reading process.

The schema theory of reading also fits within the cognitively based view of reading. Rumelhart (1977) has described schemata as "building blocks of cognition" which are used in the process of interpreting sensory data, in retrieving information from memory, in organizing goals and sub goals, in allocating resources, and in guiding the flow of the processing system.

Rumelhart (1977) has also stated that if our schemata are incomplete and do not provide an understanding of the incoming data from the text we will have problems processing and understanding the text.

Cognitively based views of reading comprehension emphasize the interactive nature of reading and the constructive nature of comprehension. Dole et al. (1991) have stated that, besides knowledge brought to bear on the reading process, a set of flexible, adaptable strategies are used to make sense of a text and to monitor ongoing understanding.

c. The met cognitive view

According to Block (1992), there is now no more debate on "whether reading is a bottom-up, language-based process or a top-down,

knowledge-based process."It is also no more problematic to accept the influence of background knowledge on both L1 and L2 readers. Research has gone even further to define the control readers execute on their ability to understand a text. This control, Block (1992) has referred to as met cognition. Met cognition involves thinking about what one is doing while reading. Klein et al. (1991) stated that strategic readers attempt the following while reading:

- 1) Identifying the purpose of the reading before reading
- 2) Identifying the form or type of the text before reading
- 3) Thinking about the general character and features of the form or type of the text. For instance, they try to locate a topic sentence and follow supporting details toward a conclusion
- 4) Projecting the author's purpose for writing the text (while reading it),
- 5) Choosing, scanning, or reading in detail
- 6) Making continuous predictions about what will occur next, based on information obtained earlier, prior knowledge, and conclusions obtained within the previous stages.

Moreover, they attempt to form a summary of what was read.

Carrying out the previous steps requires the reader to be able to classify sequence, establish whole-part relationships, compare and contrast, determine cause-effect, summarize, hypothesize and predict, infer, and conclude.

In the second part of this theory the writer will look at the guidelines which can also be used as general ideas to aid students in reading and comprehending materials. These tips can be viewed in three consecutive stages: before reading, during reading, and after reading. For instance, before starting to read a text it is natural to think of the purpose of reading the text. As an example of the during-reading techniques, re-reading for better comprehension can be mentioned. And filling out forms and charts can be referred to as an after-reading activity. These tasks and ideas can be used to enhance reading comprehension.

Effective reading requires a logical sequence of thinking or thought patterns, and these thought patterns require practice to set them into the mind (as does any speed reading practice). They may be broken down into the following seven basic processes: Recognition: the reader's knowledge of the alphabetic symbols. Assimilation: the physical process of perception and scanning. Intra-integration: basic understanding derived from the reading material itself, with minimum dependence on past experience, other than knowledge of grammar and vocabulary. Extra-integration: analysis, criticism, appreciation, selection and rejection. These are all activities which require the reader to bring his past experience to bear on the task. Retention: this is the capacity to store the information in memory. Recall: the ability to recover the information from memory storage. Communication: this represents the application of the information and may be further broken down into at least four

categories, which are: Written communication; Spoken communication; Communication through drawing and the manipulation of objects; Thinking, this is another word for communication with the self. Good communication between the brain hemispheres is a prerequisite for creative thinking, a sense of well-being and anything approaching speed reading, where thoughts and feelings are integrated.

Gunning (1996) identifies three main theories of reading comprehension. These theories are Schema Theory, Mental Models, and Proposition Theory.

a. Schema Theory

Gunning (1996) defines a schema as the organized knowledge that one already has about people, places, things, and events. Kitao (1990) says the schema theory involves an interaction between the reader's own knowledge and the text, which results in comprehension. This schema, as Gunning defined, can be very broad, such a schema for natural disasters, or more narrow, such as a schema for a hurricane. Each schema is "filed" in an individual compartment and stored there. In attempting to comprehend reading materials, students can relate this new information to the existing information they have compartmentalized in their minds, adding it to these "files" for future use. Based on the Schema Theory, depending on how extensive their "files" become, their degree of reading comprehension may vary.

b. Mental Model Theory

Another major theory we would like to discuss is the Mental Model. This model can be thought of as a mind movie created in one's head, based on the reading content. Gunning gives a detailed description of this process, stating that a mental model is constructed most often when a student is reading fiction. The reader focuses in on the main character and creates a mental model of the circumstances in which the character finds him or herself. The mental model is re-constructed or updated to reflect the new circumstances as the situation changes, but the items important to the main character are kept in the foreground according to Gunning, (1996).

Perkins (1991) identifies that sometimes misconceptions about important concepts reflect misleading mental models of the topic itself or the subject matter within which it sits. There are, however, interventions the teacher can do to help the reader to stay on track and create a more accurate picture. One suggestion is for the teachers to ask the students to disclose their mental models of the topics in question, through analogy, discussion, picturing, and other ways. This information gives the teacher insight on the student's knowledge gaps and misconceptions, therefore allowing them to help students reconstruct a more accurate picture.

c. Proposition Theory

The final explanation of comprehension we would like to discuss is the Propositional Theory. This involves the reader constructing a main idea

or macrostructure as they process the text. These main ideas are organized in a hierarchical fashion with the most important things given the highest priority to be memorized (Gunning, 1996).

The writer concludes that it is interesting to note how intertwined the three theories are. Each one supports the other. In order to form a mental model in one's head; one must have a schema of that topic already stored. According to the Proposition theory, the student is forming a mental model in their mind as they are forming the macrostructure. Forming a schema is the most basic comprehension tool used by students. As they become more advanced, they can build on their base of schemas and create mental models throughout the reading. The most complex comprehension tool is forming a series of propositions, which are constantly updated throughout the text.

3. Principles of Reading Skills

The purpose of reading is comprehension. How do we teach children to comprehend more difficult and varied texts? Until recently, we had few answers. But research from recent decades has provided a general outline of how to effectively teach reading comprehension. According to Scott G. Paris (2001) states that there are ten principles of teaching reading, they are:

1. Effective comprehension instruction requires purposeful and explicit teaching.

Effective teachers of reading are clear about their purposes. They know what they are trying to help a child achieve and how to accomplish their goal. They provide scaffolded instruction in research-tested strategies (predicting, thinking aloud, attending to text structure, constructing visual representations, generating questions and summarizing). Scaffolded instruction includes explicit explanation and modeling of a strategy, discussion of why and when it is useful, and coaching in how to apply it to novel texts.

2. Effective reading instruction requires classroom interactions that support the understanding of specific texts.

Effective teachers have a repertoire of techniques for enhancing children's comprehension of specific texts, including discussion, writing in response to reading, and multiple encounters with complex texts. They are clear about the purposes of teacher- and student-led discussions of texts, and include a balance of lower and higher-level questions focusing on efferent and aesthetic response. Well-designed writing assignments deepen children's learning from text.

3. Effective reading comprehension instruction starts before children read conventionally.

Children in preschool and kindergarten develop their comprehension skills through experiences that promote oral and written language skills, such as discussions, play activities, retellings, and emergent readings. Early childhood environments can be made literacy-

rich through thoughtful inclusion of appropriate materials and practices. Reading and rereading a wide variety of texts contributes to both phonemic awareness and comprehension.

4. Effective reading comprehension teaches children the skills and strategies used by expert readers.

Expert readers are active readers who use text and their own knowledge to build a model of meaning, and then constantly revise that model as new information becomes available. They consider the author's intentions and style when judging a text's validity, and determine the purposes that the text can serve in their lives-how it can further their knowledge, deepen their enjoyment, and expand their ways of examining and communicating with the world. They also vary their reading strategy according to their purpose and the characteristics of the genre, deciding whether to read carefully or impressionistically.

5. Effective reading comprehension instruction requires careful analysis of text to determine its appropriateness for particular students and strategies.

Teachers analyze each text to determine its potential challenges and match it with their goals. They consider conceptual and decoding demands and apply strategies to meet those challenges. Interactions with texts requiring minimal teacher support help hold children accountable as independent readers. Scaffolded experiences ensure that all children are exposed to high-level text and interactions.

6. Effective reading comprehension instruction builds on and results in knowledge, vocabulary, and advanced language development.

Children are better able to comprehend texts when they are taught to make connections between what they know and what they are reading. Good comprehension instruction helps them make these connections more effectively. Vocabulary knowledge is an important part of reading comprehension, and good vocabulary instruction involves children actively in learning word meanings, as well as relating words to contexts and other known words. Teaching about words (including morphology) improves children's comprehension.

7. Effective reading comprehension instruction pervades all genres and school subjects.

Children need to read in a wide variety of genres-not only narrative, but informational, procedural, biographical, persuasive, and poetic. They will only learn to do so through experience and instruction. Each school subject requires the ability to read in specific genres; therefore, comprehension should be taught in all subjects.

8. Effective reading comprehension instruction actively engages children in text and motivates them to use strategies and skills.

Effective teachers create an environment in which children are actively involved in the reading process. In such an environment children read more, which in turn improves their comprehension and knowledge.

Children need to be motivated to learn and apply skills and strategies during reading.

9. Good comprehension instruction requires assessments that inform instruction and monitor student progress.

The use of multiple assessments provides specific and timely feedback to inform instruction and monitor student progress toward research-based benchmarks. Good assessment identifies students' comprehension levels as they develop from preschool to advanced grade levels, and helps the teacher to evaluate each child's need for support in areas such as language development, strategy, and the application of knowledge. Effective assessment also enables teachers to reliably interpret data and communicate results to students, parents, and colleagues.

10. Effective reading comprehension instruction requires continuous teacher learning about the processes and techniques detailed in the previous nine principles and ways to use such knowledge to develop the comprehension skills and strategies of all students. Working closely with their peers in school-based or interest-based learning communities, effective teachers learn to use assessment data, reflections on their own practice, and moment-by-moment feedback from children to vary the support they provide to students with different levels of expertise and confidence.

4. Measuring students Reading Skills

A student's actual ability to find the main idea of a passage is not a formal ability to follow procedures that will elicit the main idea, but rather the ability to understand what the text says. No repetitions of classroom exercises will help the test-taker who does not know what hiking is, or what low, tree-covered mountains are like (they are not like the snow-covered Himalayan mountains most often pictured in books), or where Maine and Georgia are. Classroom practice in strategies cannot make up for the student's lack of the background knowledge needed to understand this passage, and no instruction in strategies is required in order to answer the questions quickly and accurately if the student knows about hiking in the Appalachians, Maine, and Georgia. The inferences that we make when we hear or read speech are derived from our relevant knowledge about the domain of the passage. The comprehension skills that students are supposed to learn by practicing "comprehension skills" cannot lead to high test performance because they do not lead to actual comprehension.

Conscious strategizing is also slow and cumbersome. Speed is slower and scores are lower for unfamiliar topics than for familiar ones. This is true for all readers. Tests are time-sensitive, as reading comprehension itself is, because slowness implies mental overload and mental overload impairs understanding. The mental speed that is bestowed by topic familiarity is important not just for completing the test on time, but also for getting the answers right. In sum, a child who already knows about

the Appalachian Trail, who has heard or read about it or seen or walked it or read about similar trails, will process the passage much faster and more accurately than a child to whom such things are unfamiliar, even though the two children have identical decoding and strategizing skills. They have learned equally well the lessons that the classroom has taught. Yet these two students make vastly different scores on the reading test because one student possesses more general knowledge than the other.

Every highly valid and reliable reading test contains several different passages sampling several knowledge areas and kinds of writing. That fact in itself gives away the knowledge-based character of reading, since if reading skills were a set of all-purpose formal strategies, a single passage would test reading skill perfectly well. But because general reading skill requires broad general knowledge, a valid test must sample several genres and areas of knowledge. Take, for example, the Iowa Test of Basic Skills (ITBS). It contains nine short passages of different genres: fiction about a bird, a biography, some lyric poetry, and fiction about sports, exposition about another country, fiction about a TV program, exposition about the habits of an animal, exposition about the lives of Native Americans, and exposition about a religious sect. The prose passages are short 150 to 290 words and each is followed passage comprehension namely fill in blank and answer the text of the questions text to know the ability reading skill toward students.

The multiple domains on any valid reading test are chosen not because they directly reflect what is taught in school, but because they reflect an ability to read passages from an unpredictable diversity of domains. In order to read a wide array of passages in different domains, a person must have a wide array of knowledge.

a. Passage comprehension

Children are required to read passages to themselves, then fill in the blanks to demonstrate their understanding. This type of reading comprehension test can be challenging for children with expressive language disorders. The fill in the blank format requires a precise understanding of sentence structure and grammar, and the ability to retrieve the exact word needed. Children have approximately thirty seconds after reading the passage to respond.

b. There are text characteristics:

Good readers expect to understand what they are reading. Therefore, texts should contain words and grammatical structures familiar to the learners (Van Duzer, 1999). In texts where vocabulary is not familiar, teachers can introduce key vocabulary in pre-reading activities that focus on language awareness, such as finding synonyms, antonyms, derivatives, or associated words (Hood et al., 1996; cited in Van Duzer, 1999). The topics of texts chosen should be in accordance with the age range, interests, sex, and background culture of the students for whom they are intended. Pre-reading activities that introduce the text should

encourage learners to use their background knowledge (Eskey, 1997; cited in Van Duzer, 1999). Class members can brainstorm ideas about the meaning of a title or an illustration and discuss what they know.

c. The type of text

The reader must become familiar with the fact that texts may take on different forms and hold certain pieces of information in different places. Thus, it is necessary to understand the layout of the material being read in order to focus more deeply on the parts that are more densely compacted with information. Even paying attention to the year of publication of a text, if applicable, may aid the reader in presuppositions about the text as can glancing at the name of the author.

Table 1 Interpretation of results:

No	Classification	Score
1.	Very Good	85 – 100
2.	Good	65 – 84
3.	Fair	55 – 64
4.	Poor	35 – 54
5.	Very Poor	10 – 34

C. Review of Look and Say Technique

1. Definition of Look and Say Technique

Lawrence W. Carrillo (1976: 17) stated that look and say is the teacher puts a word on the board or uses a chart. He or she pronounces the word, has several of the children pronounce it, and then combines it with other words to form sentences. Pictures used to introduce words since they relate more directly to experiences than abstract printed form. The children recognize the words first by general shape or configuration.

The writer has as conclusions that look and say is a technique to aid students in reading skill particularly how to mention or sound of word in English since the teacher of the first to pronounce the word after that then students.

Technique children learn to recognize whole words or sentences rather than individual sounds. Your students will look at the word which you sound, and in turn will repeat the sound (the word). Flashcards with individual words written on them are used for this technique often accompanied with a related picture.

Look and say instruction is a way of teaching reading that stresses acquisition of word-sound correspondence and their use in reading and spelling. The primary focus of “look and say” instruction is to help them learn how to apply this knowledge in their reading. (Brown: 2002:2)

The writer has as conclusions that look and say is one of way how to teach in reading that which is support to the students spelling and mention of word (symbol) and lastly can correspondence between word and sound.

According to Gallaudet, (2006: 3) student learn English by using this method memorize words by looking at the first and last letter. This method is taught by slides or cards with a picture next to word.

The writer has a conclusion that look and say is techniques how the students learn English with memorize the words through looking at the picture then word.

2. Some Theories and Concept of Look and Say Technique

Theory of look and say technique explain by the “Immersion Theory” of Teaching Reading.

Most modern language arts programs seek to teach reading through reading, as if this skill is learned the same way as riding a bicycle, and reading is elevated as being the most important skill, demoting speaking, spelling and writing to lesser skills. In other words, the “Immersion Theory,” as it is called, redefines literacy as being able to read, whereas historically, literacy is defined as being able to speak, spell, write and read.

The Immersion Theory assumes ability for reading will “rub off” on a student if he is “dunked” in “whole words” for four years. But “reading” is a “presumed gain,” and Immersion Theory-based language arts programs do not provide explicit instruction toward this gain, and certainly they do

not provide explicit instruction for acquiring the “lesser skills,” as they call them, of speaking, spelling and writing English.

During this four year period, the student is given a controlled number of whole words to look at and remember (often after filling in a blank with one or two alphabet letters), and he is expected to recognize these words by their configurations simply by seeing them time after time. Also, it is presumed the student will see these words or parts of these words in other words which are not part of his controlled word experience, and will be able to “read” these new words. (Madsen, Retrieved on January 21, 2011).

Look and Say technique is not particularly new. John Amos Comenius, author of the first illustrated textbook (1658), not only introduced pictures as helps in learning but also formally suggested this method of teaching reading. Gradually other proponents of new method suggested that these was more meaning in a phrase, a sentence, and finally a whole story than there was in the word, and that the meaningful unit should be lengthened. The word phrase method presents an entire sentence at a time. The sentence is divided into words which are the used in many different sentences. In the story method the teacher reads a story over and over until most of the children have memorized it. The teacher then shows them the first sentence, reads the sentences aloud, and has children say the lines as they look at them. (Lawrence, 1976:17).

3. Principles of Look and Say technique

The look and say method teaches children to read words as whole units, rather than breaking the word down into individual letters or groups of letters. Children are repeatedly told the word name while being shown the printed word, perhaps accompanied by a picture or within a meaningful context.

Eventually children learn to 'sight read' the word, recognizing it through pattern recognition without any conscious attempt to break the word down into its parts. Over time children build up a larger and larger vocabulary of whole words which they can recognize. Teaching Principles through Look and Say technique, they are:

- 1) New words are systematically introduced to the child by letting him see the word, hear the word and see a picture or a sentence referring to the word.
- 2) Flashcards are often used with individual words written on them, sometimes with an accompanying picture. They are shown repetitively to the child until he memorizes the pattern of the word.
- 3) Progressive texts are used with strictly controlled vocabularies containing just those words which have been learned.

- 4) Initially the child may concentrate on learning a few hundred words. Once these are mastered new words are systematically added to the repertoire. Typically a child would learn to recognize 1,500 to 3,000 words in his first three or four years of school. **(Copyright. 2010. *Look and say*. Retrieved from [www. Children-Books and Reading. Com](http://www.Children-Books and Reading. Com). on October 27, 2010).**

According to Heilman (1986: 137). There are some advantages of look and say technique.

- a. If a child knows a number of words, she can be taught to see and hear similarities between these words and the new words.
- b. When words are recognized instantly, analysis is not necessary. The reader can put known words together in phrases, thus focusing on reading for meaning.
- c. Children associate meaning with their first attempts at reading the emphasize is on comprehension.
- d. Appreciation of reading as an enjoyable activity may come rapidly since it does not take long to develop ability since to read a simple story in which many of the words are repeated.

4. *Procedure of Teaching by Using Look and Say Technique*

According to Johnson (1980:69) stated that by using Look and Say techniques, there are four step for direct teaching of words.

a. Seeing

In this step, the words are printed on the blackboard or a flash card.

The word can be seen by children how to read and spell it.

b. Discussion

After the word has been orally explained by the teacher and repeated by the children, a sort discussion is held so that the word can be related. For example: the word is pet, children will be asked about their own pets.

c. Using

In this step, pupils are asked to use the words in a sentences, or think of a synonym for the words. This is done orally.

d. Defining

Pupils are given the definition for a word in sentence or think of a synonym for the words. This is done orally.

The writer conclusion that there are three step by using look and say technique are the first the students will see of word, the second the teacher explain it for students, the third the teacher order to the student to use it, and the fourth clarify meaning of word.

5. *Relation between Reading Skills and look and Say Technique*

Whole language is just another name for the whole word, or "look-say" approach.

Not true. First of all, unlike the whole word approach, whole language is a philosophy, not an approach or a method. Whole word" is an approach to help

children "get words." Whole language is a philosophy of learning and teaching. In a whole word approach, teachers emphasize learning basic sight words prior to reading meaningful text. In whole language classrooms, teachers provide and support children in reading predictable and meaningful text. What whole language teachers do not do, however, is emphasize the identification of words at the expense of constructing meaning.

Goodman's widely quoted model of reading as a psycholinguistic guessing game (1976) has many critics. Stanovich (1986) and Adams (1990) are amongst the most authoritative and convincing of these. Their criticisms may be summarized as follows: Goodman's model of the reading process is weak on detail, and it leads him to some mistaken conclusions that good readers depend on context for word recognition, and that they make less use of letter information than poor readers as they read.

Current views of the reading process turn Goodman's model on its head. They stress that when it comes to word recognition, it is the good reader who has less need to use context in order to decide upon a word. The poor reader cannot recognize a word straightaway, and needs context to aid word recognition. This takes up valuable processing capacity, which reduces the capacity for comprehension.

Goodman argued that fluent readers are more efficient users of visual cues, and need to use very few of them. However, advances in eye movement technology have shown that fluent readers not only fixate most words (apart from very short ones such as 'of', 'to', 'and', 'the') and do so very rapidly, but also

appear to process the individual letters in each word, even when the word is highly predictable. Fluent readers *are* more efficient than poor readers, but they do not use less visual information. They sample the text more quickly, and use fewer resources to do so.

Keith Stanovich's 'Interactive-Compensatory Model' of the reading process (1984) is now more widely accepted among reading researchers than Goodman's model. Stanovich points out that reading involves a number of interactions with the text. One of the most important of these is the reader's allocation of 'processing capacity' to the text. Fluent readers need less processing capacity for word recognition, freeing more capacity for comprehension. If there are problems with word recognition, more resources are allocated to that part of the reading process, at the expense of some of the capacity for comprehension.

Another important term in accounts of learning to read is what Stanovich called the 'Matthew effect' (1986). He argued that there was clear evidence of a 'rich get richer while the poor get poorer' effect in beginning reading. Children's initial success in acquiring vocabulary knowledge and reading fluency led to further success, because reading broadens the vocabulary and increases knowledge. On the other hand, those who fail continue to fail.

To many cognitive psychologists, good readers are clearly distinguished from poor readers by more rapid, automatic, context-free and accurate word recognition. How to help readers to achieve this, however, is a complex and challenging issue. Appreciating the importance of rapid word recognition should not lead to a 'whole-word' or 'look and say' approach to beginning reading.

Neither should it lead us away from emphasizing the importance of reading for meaning and enjoyment, using the best available resources. Many of the challenges to Goodman's model arise from his inadequate account of word recognition, yet much of what he has written remains important and valuable.

Implications

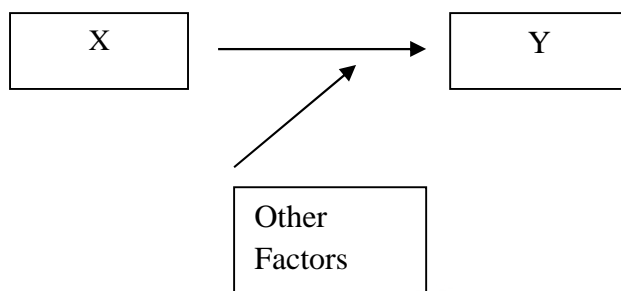
- a. The following skills are necessary for a child to become a proficient reader:
 - a. automatic, rapid letter recognition
 - b. automatic, rapid word recognition
 - c. the ability to use context as an aid to comprehension
 - d. The ability to use context when necessary as a conscious aid to word recognition.
- b. Current research does not imply a return to 'look and say' approaches, nor a shift away from the importance of reading for meaning and enjoyment.

The writer concludes that the relation between reading skills and look and say technique is in teaching reading the reader should succeed to understand vocabulary whereas look and say techniques is also known as the whole word method or recognize it.

D. Theoretical Framework

The basic premise underlying this research is that students' reading skills achievement is believed to improve significantly if they are exposed by using forms of teaching and learning activities. Effective reading requires a logical sequence of thinking or thought patterns, and these

thought patterns require practice to set them into the mind. They may be broken down into the following seven basic processes: Recognition: the reader's knowledge of the alphabetic symbols. Assimilation: the physical process of perception and scanning. Intra-integration: basic understanding derived from the reading material itself, with minimum dependence on past experience, other than knowledge of grammar and vocabulary. Extra-integration: analysis, criticism, appreciation, selection and rejection. These are all activities which require the reader to bring his past experience to bear on the task. Retention: this is the capacity to store the information in memory. Recall: the ability to recover the information from memory storage. Communication: this represents the application of the information and may be further broken down into at least four categories, which are: Written communication; Spoken communication; Communication through drawing and the manipulation of objects; Thinking, this is another word for communication with the self. Good communication between the brain hemispheres is a prerequisite for creative thinking, a sense of well-being and anything approaching speed reading, where thoughts and feelings are integrated. Therefore the theoretical of reading skills and look and say technique can be diagrammed as follow:

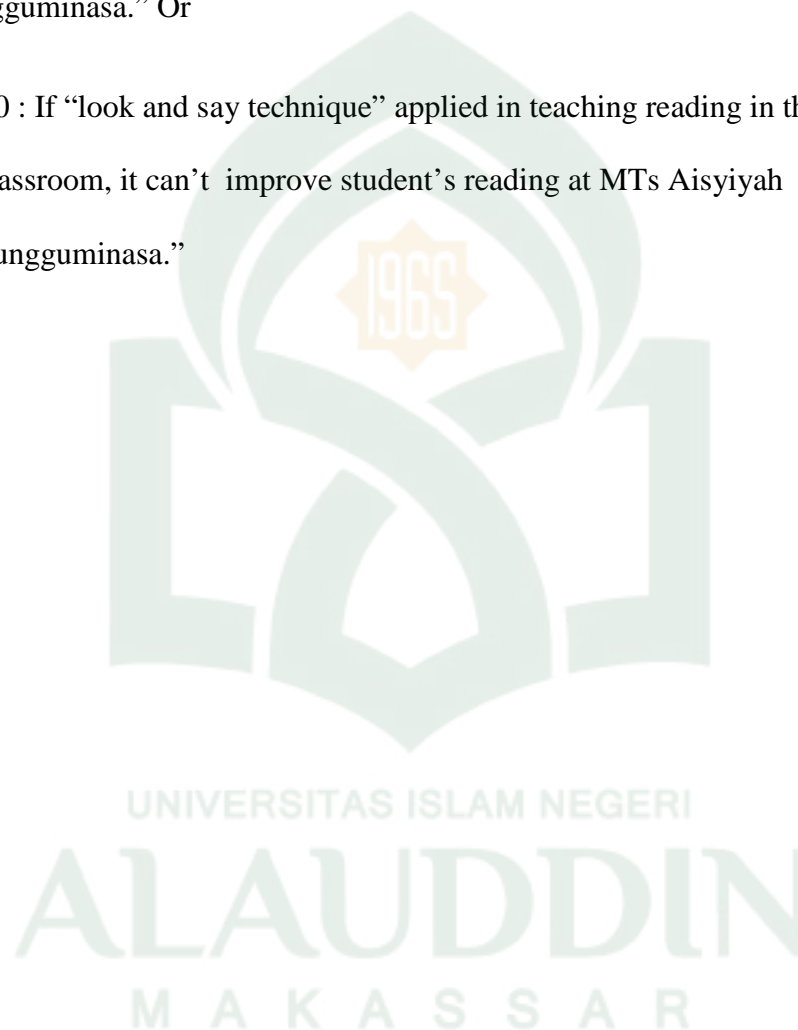


The diagram shows that the increase in student learning outcomes are influenced by how technique to teaching reading which can make them enjoy in reading then mastering in meaning of word so they can simple to understand meaning of the text. However don't deny that there are also some factors that affect student reading achievement. For example, the student has input instrumental include inelegancy and more so in the learning process is very easy to understand or indeed influenced by the power of comprehension the students themselves. But the most affecting is the technique in teaching reading of the students themselves as just a student cannot learn and understand what have they read with well if they do not have strategy and technique which easy and can make enjoy to know what they reading . Meanwhile, this technique can be raised if any classroom situation that is amusing and good nature of matter by a teacher.

E. Hypothesis

Based on a theoretical framework, then formulated the hypothesis that:

1. H1: If “look and say technique applied in teaching reading in the classroom, it can improve students’ reading skills at MTs Aisyiyah Sungguminasa.” Or
2. H0 : If “look and say technique” applied in teaching reading in the classroom, it can’t improve student’s reading at MTs Aisyiyah Sungguminasa.”



CHAPTER III

RESEARCH METHOD

A. Research Design

This research employed pre-experimental method with the group pre-test and post-test design. The diagram was given below:

Table 2 Table design

Pre – Test	Treatment	Post – Test
O ₁	X	O ₂

Where : Pre – Test : O₁

Treatment : X

Post – test : O₂

(Gay, 1981 : 225)

B. Population and Sample

1. Population

The population of this research was the second year students of MTs Aisyiyah Sungguminasa in 2010/2011 academic year which consisted of two classes was namely VIIIA class consisted of 30 students and VIIIB consist of 30 students. So the total number of the population is 60 students.

2. Sample

This sample was chosen by using random sampling technique. In which one class was taken sample. The sample namely VIIIA class which consisted of 30 students.

C. Variables of Research

There are two variables in the research namely independent and dependent variable.

- 1) Independent variable in this research is the use of “look and say” technique in teaching reading comprehension. The students are include is some doings related to comprehending text.
- 2) Dependent variable in this research is the development of the students reading skills.

D. Instrument of the Research

This research, the researcher employed the simple forms of passage comprehension namely fill in blank and answer the text of the questions text to be acquainted with the aptitude reading skill toward students. The material consists of 30 items; 10 items fill in the blank, 10 items answer the questions and 10 items true false test. The test applies twice namely pre-test and post-test. Pre-test was given to measure the prior ability of students, while post-test was used to find out the achievement of the students after give post-test.

E. Procedure of Collecting Data

Data collection procedure was presented in chronological order as follows:

1. Pre-test

Before doing treatment the researcher was given pre-test. Altogether of students give pre-test, it is purpose to know their ability and basic knowledge in reading.

2. Treatment

- a. The researcher gave a text with the title “sports” and asked the students to talk about some difficult of words from the text. After that the researcher wrote the words on the blackboard. And then after of the words has pronounced, so the researcher explained the words and the students repeat it.
- b. A short discussion is held by the researcher. After that the researcher asked question which is related with the word is difficult in the blackboard.
- c. The researcher asked the students to use the difficult of words in a sentences, or think of synonym for the word.
- d. The researcher gave the definition for words on the blackboard or the researcher asked the students to think of a synonym for the words definition.

3. Post-test

After giving treatment, the researcher gave the post test. It aimed at finding out the result of treatment.

F. Techniques of Data analysis

To analysis the data, the writer employed the formula as follows;

1. Scoring the students answer

$$S = \frac{T}{N} \times 100\%$$

(Sudjana : 2008)

2. Classifying the students' scores into the following criteria:

Table 3 classifying the score

No	Classification	Score
1.	Very Good	85 – 100
2.	Good	65 – 84\
3.	Fair	55 – 64
4.	Poor	35 – 54
5.	Very Poor	10 – 34

(Depdikbud , 2004)

3. Calculating the mean score of the students answer by using formula:

$$\bar{x} = \frac{\sum x}{N}$$

Where: \bar{x} = Mean Score

$\sum x$ = Total Score

N = Total Respondents

(Sujana: 2010)

4. Finding out the mean of the differences score by using formula :

$$\bar{D} = \frac{\sum D}{N}$$

Where : \bar{D} = Mean

$\sum D$ = Total Raw score

N = Total Number of students

(G , 1981 : 357)

$$SD = \frac{\sqrt{\sum D^2 - \frac{(\sum D)^2}{N}}}{(N - 1)}$$

Where : SD : Standard Deviation

: Total Row score

5. Finding out the significant different between the pre-test and post-test by calculating the value of the test.

The following formula is employed

$$t = \frac{\bar{D}}{\frac{\sqrt{\sum D^2 - \frac{(\sum D)^2}{N}}}{N(N-1)}}$$

Where

t = The test of significance (total improvement of student in reading)

D = The different between Matches Pair

\bar{D} = The mean score from the different score of pre-test and post-test.

$\sum D^2$ = The sum of square

$(\sum D)^2$ = The square of $\sum D$

N = The number of sample

1 = constant number

(Gay, 1981: 331)

CHAPTER IV

FINDING AND DISCUSSION

These chapters there are the findings and the discussion of the research. The findings consist of the data obtained through achievement test to know the students achievement before and after being though the materials of reading skills through look and say technique.

A. Findings

Improvement reading ability student of MTs Aisyiyah Sungguminasa will be known with gather data pre-test and post-test in two kinds of statistics findings. The first finding is from descriptive statistics (frequency distribution, percentage, mean score and standard deviation) and the second finding is from inferential statistics (dependent/paired-sample t-test) of the pretest and the posttest.

1. Means Score and Standard Deviation of Students' Reading Skills.

After applying look and say technique in teaching reading skills, the achievement of the students score improve significantly it can be proved to see The mean score and standard deviation of the pretest and posttest were taken from the three components assessed, namely language skills, mechanical skills, and treatment of content.

Table 4 Mean Score and Standard Deviation

		Mean	N	Std. Deviation	Std. Error Mean
Pair 1	Posttest	70.9667	30	10.77828	1.96784
	Pretest	54.9667	30	13.35841	2.43890

Table 2 proves that the mean score of the students' pre-test is 54.9667 and 70.9667 in the post-test. The comparison between mean scores in pretest and posttest demonstrate a difference and indicate a tendency to increase.

The standard deviation of the pre-test is 13.35841 and 10.77828 in the post-test. As the standard deviation of both tests are below 3 points or in between -3.00 and +3.00. It means that the mean score of every student is in normal distribution.

2. Dependent Sample T-Test of Mean Scores of reading skill

Table 5 Dependent/Paired-Sample t-test

		Pair 1 Posttest – Pretest
Paired Differences	Mean	16.00000
	Std. Deviation	13.47539
	Std. Error Mean	2.46026
95% Confidence Interval of the Difference	Lower	10.96821
	Upper	21.03179
T		6.503
Df		29
Sig. (2-tailed)		.000

Table 5 illustrates the t-test result of mean scores between students reading skills in the pretest and in the posttest. In the previous table, it is revealed that the mean scores taken from both tests are obviously different. To be able to determine of whether the difference is significant or not, some of the calculation results in table 3 are used.

The data in table 5 indicate that the mean difference is 16.00000 ($70.9667 - 54.9667 = 16.00000$). The t-test value is 6.503 and the critical t-table value is 2.045 (0.05; 29). Since the t-test value is higher than the critical t-table value ($6.503 > 2.045$) or is not in the interval of -2.045 to +2.045, the hypothesis stated that "The use of look and say technique improves the students' reading skills" is accepted. It means that the mean scores of the variable compared were significantly different.

B. Discussion

Connecting to the data collected through the pre-test and post-test it is proves that the students' reading skills of MTs Aisyiyah Sungguminasa was good. It is supported by the rate percentage of the student's pre-test and post-test. After giving the treatment can improve the student ability to comprehend the reading material because use this technique student have incentive and capability to examination of reading script. Then, this technique did not make them anxious and bored but they are enjoyable in learning reading. This all make them easy to appreciate of reading text.

Using this technique from the time sector implementation this technique divide become four parts, namely: (a) seeing (in this step, the words are printed

on the black board or flash card. The word can be seen by children how to read and spell it); (b) Discussion (after the word has been orally explained by the teacher and repeated by the children, a short discussion is held to that the word can be related); and (c) Using (in this step, the pupils are asked to use the words in a sentences, or think of a synonym for the words. This is done orally), (d) Defining (pupils are given the definition for a word in a sentence or think of a synonym for the words. This is done orally). With distribution this technique into four parts makes students easier to get the content.

This technique good to use because can be proved after sixth times treatment and student have good mean score, mean score of the pre-test is 54.9667 and the mean score of the post-test is 70.9667. The mean score of the post-test is greater the pre-test. It means those employs of look and say technique is effective to be used in improving the student reading skills achievement at the second year student of MTs Aisyiyah Sungguminasa.

Based on the result above, it can be concluded that the second year students of MTs Aisyiyah Sungguminasa had good achievement after learning reading by using Look and Say Technique.

CHAPTER V

CONCLUSION AND SUGGESTION

A. Conclusion

From the discussion above it can be reserved conclusion that:

1. Using of look and say technique can improve the second year students' in reading skills at MTs Aisyiyah Sungguminasa and can make the students' easy to understand the materials.
2. There was outcomes between pre-test (54,9667) and (70,9667) post-test in experiment class, and difference 16,00 or 16,00 % from 100 (ideal).

B. Suggestion

Based on this study proposed the following suggestions:

1. Because of the large advantages derived from teaching through look and say technique, it is expected to teachers particularly for English teaching to use of look and say technique for subjects that are considered essential in order to intensify student learning English.
2. The result of this research can be useful for educators who have responsibility to plan and to improve teaching reading skill.
3. The result of the action research will help the students to improve their reading skill.

BIBLIOGRAPHY

- Arikunto, Suharsimi. 2006. *Prosedur Penelitian*. Jakarta. PT Rineka Cipta.
- Barnett, M. A. 1988. *Teaching reading in a foreign language*. ERIC Digest
- Block, E. L. 1992. *See how they read: comprehension monitoring of L1 and L2 readers*. TESOL Quarterly 26(2)
- Carrillo, W. Lawrence. 1976. *Teaching Reading*. USA: St. Martin's Press.
- Copyright. 2010. *Look and say*. Retrieved from www.Children-Books and Reading. Com. on October 27, 2010.
- Depdikbud, 2004. *Petunjuk Pelaksanaan Process Belajar Mangajar Dan Petunjuk Pelaksanaan System Penilaian*
- Dole, J. A. Duffy, G. G., Roehler, L. R., and Pearson, D. D. 1991. *Moving from the old to the new: research on reading comprehension instruction*. Review of Educational Research 61
- Dubin, F., and Bycina, D. 1991. *Models of the process of reading*. In Celce-Murcia (ed.), *Teaching English as a Second or Foreign Language*. Boston, Mass.: Heinle and Heinle.
- Duke, N. K., and Pearson, D. P. (n.d.). *Effective practices for developing reading comprehension*. Available at //effective reading.com/ (Oct. 15, 2010).
- Estes T. H. 1999. *Strategies for reading to learn*. Available at www.reading strategies.
- Fitzgerald, J. 1995. *English-as-a-second-language learners' cognitive reading processes: a review of research in the United States*. Review of Educational Research 65.
- Gallaudet H. 2006. *Reading Education*. Retrived from www. Look and say. Com. on December 30, 2010.
- Goodman. 1968. *English Teaching Reading in Today Elementary Schools*. Boston. Houghton Miffhin Company. USA.
- Gunning, Thomas G. 1996. *Creating Reading Instruction for All Children*. Chapter 6, 192-236.
- Heilman. 1986. *Teaching Children to read*. London: Second Edition USA: Addition- Practice

- Jeremy Harmer. 1991. USA. *The Practice of English Language teaching new edition*: Longman.
- Johnson. 1980. *Teaching Reading*. London, Third Edition. USA.
- John Wiley. 2010. *Webster's New World College Dictionary Copyright © Wiley Publishing, Inc., Cleveland, Ohio*. Retrieved from on December 25, 2010.
- Klein, M. L., Peterson, S., and Simington, L. 1991. *Teaching Reading in the Elementary Grades*. Needham Heights, Mass.: Allyn and Bacon.
- Kustaryo S. 1988. *Reading Technique For College Students Jakarta : P2 LPTK*.
- Lebauer, R. 1998. *Lessons from the rock on the role of reading*. Available at // langue.Hyper.Chubu.ac.jp/jalt/pub/t/t/98/lebauer.html
- McCarthy, C. P. 1999. *Reading theory as a microcosm of the four skills*. Applied Linguistics Series.
- Nadrah. 2004. *The Contribution of Reading Strategies and Vocabulary Mastery to Reading Comprehension*. Thesis of UNM.
- Nunan, D. 1991. *Language Teaching Methodology*. Hertfordshire: Prentice Hall International.
- Paran, A. 1996. *Reading in EFL: facts and fiction*. *ELT Journal* 50.
- Paris, S. G., & Winograd, P. 2001. *The role of self-regulated learning in contextual teaching: Principles and practices for teacher education (CIERA Archives 01-04)*. Ann Arbor: CIERA.*
- Perkins, D.N. 1991. *Educating for Insight. Educational Leadership*. Issue 2, 4-9.
- Ramadhan. 2006. *The Effectiveness of Using Phonics Method in Increasing the students Reading skill*. Thesis of UNM.
- Rumelhart, D. E. 1977. *Toward an interactive model of reading*. In S. Dornic (ed.), *Attention and Performance IV*. New York, NY: Academic Press.
- R. Gay. 1981. *Educational Research Competence for Analysis and Application Columbus, Ohio: Chapelgoer. Merrill publishing L. company*.
- Salmia. 2006. *Introducing Graded Reading Materials to the Second year Students of SMAN I Bontonmpo: A study of Students motivation in Reading*. Thesis of UNM.

- Sudjana, Nana. 2010. *Penilaian Hasil Proses Belajar Mengajar*. Bandung. PT remaja Rosdakarya.
- Steinhofer, H. 1996. *How to read nonfictional English texts faster and more effectively*. The Internet TESL Journal, Vol. II, No. 6, June 1996.
- TE Editor. 2006. *Theories of Reading*. Retrieved from webmaster@dominican.edu. On January 2011.
- Ur, P. 1996. *A Course in Language Teaching*. Cambridge: Cambridge University Press.
- Vaezi, S. 2001. *Metacognitive reading strategies across language and techniques*. Unpublished doctoral dissertation, Allameh Tabataba'I University, Tehran, Iran.
- Van Duzer, C. 1999. *Reading and the Adult English Language Learner*. Washington, D.C.: Clearinghouse for ESL Literacy Education.

APPENDIX A

INSTRUMEN OF THE RESEARCH

1. PRE-TEST

MONEY

Money can be anything that is generally and universally accepted for the payments of goods, services, or debts. It consists of coins, paper money or currency, and checks that are convertible into currency and coin on demand. These three items accelerate the production and trade of goods and services, and they liquidate debt. If it were not for money, all goods and services would have to be traded directly for other goods and services, a system known as barter. Good money consists of a material that is durable, easily stored, lacking in bulk, and like in weight. Metallic coins and paper are ideal for these purposes. Money is created by the government and also by private institution under its direct control.

Some but not all money is also legal tender that is, money that by law must be accepted as payment debt. Currency and coins are legal tender because they are directly by a government and by government decree must be accepted. Checks, which are created by commercial banks, are money but are not legal tender. Money and credit both affect prices. Because money finances virtually all economic activity, the total money supply will have a powerful effect on the price of goods and services. If the quantity of money doubles, then, all else remaining equal, the price level will tend to double.

An important characteristic of money is the rapidity with which it circulates or changes hands. This is referred to as the velocity of money. If, for example, a dollar changes hands ten times per year, the velocity of money is ten. An increase in either the quantity of money or its velocity will cause prices to rise. Or one may rise and the other fall, tending to negate any impact on prices. The overall price level, then, is determined by the quantity of money times its velocity of circulation.

Money has the following functions: 1) a medium of exchange; when money serves as a medium of exchange, it is facilitating trade, 2) standard of value; money as a standard of value enables all goods and services to be measured in terms of a common unit of value, 3) store of value; money functions as a store of value in that purchasing power earned today can be stored in the form of money and used tomorrow, next year, or at some indeterminate time in the future.

➤ **Answer the questions**

1. What is the requirement of establishing as money?
2. What is barter?
3. What are the requirements of good money?
4. Who has the responsibility for issuing money?
5. What is the function of money as a legal tender?
6. What is the velocity of money?
7. What happens if money circulation increases?
8. How can money as the medium of exchange facilitate trade?
9. As a standard of value, why is money important in trading goods and services?
10. What is the function of money as the store of value?

➤ **Mark true(T) or false(F)**

1. Money is also made of paper as well as of metal.
2. Barter is a system of exchanging goods and services for money.
3. Good money must be able to be used for a long time.
4. Money can also be used to pay debt by the government decree.
5. Checks can be used as a payment for debt.
6. There is a relationship between the quantity of money and price level.
7. The more rapid money circulates, the more prices decrease.
8. As a medium of exchange, money makes trade simpler.
9. As a standard of value, money is used to pay prices.
10. As a store of value, money is used to store future purchasing power.

➤ **Complete the sentences below using the keywords above:**

1. Money is anything which is.....received for the payments of goods.
2. Money is ato barter and buy something.
3. There are two kinds of money.....
4. To buy something, for example; car, motorcycle we will use.....
5. Man of property it means he is happy and has.....
6. An increase in either.....of money or its velocity will cause prices to rise
7. We should check of money whether by the.....or not.
8. Moneycredit both influence prices.
9. Money affect prices because.....almost all financial.
10. Money as a standard of value enable all goods..... to be measured in terms of a common unit of value.



1. TREATMENT

1. The first meeting

SPORTS

Wati is reading a sports book under the tree now. Her close friend Rina comes to her. “Hi, Wati, you look so serious. Is it a novel?” Rina asks. “Oh, no. It is not a novel. It is a book about sports. Actually it is my brother’s, Wati answers. “Oh, I know. You must be looking for information about sports to finish the assignment from our physical education teacher, is that right?” Rina tries to guess. “Yes, you are right. What about you. Have you finished your task?” Wati wants to know. “I have finished it,” Rina answers. “Oh, that’s good Rin. So, can you help me to tell about your findings?” “Ok, I’ll try to tell you,” answers Rina.

And then she gives her a clear description about meanings of indoor and outdoor sports. Indoor sports are any sports that are normally practiced inside the building such as bowling, snooker, squash, boxing, etc. Outdoors sports are any sports that are normally practiced outside the building, such as car race, motor cycle race, hunting, mountain climbing, etc. While indoor and outdoor sports are any sports that can be practiced both inside the building and outside the building such as basketball, volleyball, tennis, badminton, etc.

Wati is very glad to hear this explanation. So, now, she feels she has solved her problem. “Thank you very much for your explanation, Rina. I am so fortunate you come here at the proper time that I can solve my problem”, Wati smiles happily.

➤ **WH Questions**

1. Who has finished the assignment?
2. Who gives the explanation?
3. Who gives the assignment?
4. Is football an indoor sport? Why?
5. "I have finished it "(line 9). What does "it" refer to?
6. Why she is very glad?
7. Whose is sport book?
8. What is indoor sport?
9. What means of outdoor sport?
10. Mention kinds of outdoor sports?

➤ **True-False**

1. Wati is reading a sport book in the park.
2. They are reading a novel book under the tree.
3. They have assignment from her physical education teacher.
4. Wati have brother
5. Motor cycle race, hunting, mountain climbing include outdoor sport.
6. They practiced in sport every morning
7. Wati is very glad explain about sport story to her friend.
8. Outdoors sports are volley ball, tennis and badminton.
9. Rina feels can solve their problem.
10. There are two kinds of sport are outdoors and indoor sport

➤ **Complete the sentences below using the keywords above:**

1. Wati is reading a book.....under three.
2. They have.....from their teacher.
3. Wati must be looking for information.....her physical education teacher.
4. Rina said that she will.....to her friend.
5. Rina will explain about.....of indoor andsports.
6. Bowling, snooker, squash, boxing include.....sports.
7. As basketball, volleyball, tennis, badminton, are.....
8. She is very comfortable.....explanation.
9. Wati.....that she can discharge her problem.
10. Wati smiles happily because.....

2. The second meeting

VILLAGE

Life is very quiet in the village. The older people like to live there. It is peaceful and the air is fresh, so living there is more healthy. However, most of the younger people go away to get jobs in the big towns because they want to get better earnings. In addition, the big towns offer higher education.

Most people in the villages are usually farmers. They plant many kinds of crops, vegetables, and fruits. Harvest time is the time they wait for in their lives. At the time they usually get a lot of money.

Like other people, my uncle who lives in Pacitan, East Java, is always happy after harvesting. He and his wife can visit their children in Surabaya in order to give money for their studies. However, what is very important is that they can be happy to see one another.

➤ **Answer the questions.**

1. Who likes to live in a village? Why?
2. Who likes to live in a big town? Why?
3. What do villagers usually do?
4. What is special about harvesting?
5. Who lives in Pacitan?
6. What does the writer's uncle do?
7. When do the writer's uncle and aunt visit Surabaya?
8. Why do they go to Surabaya?
9. Do they only have one child? How do you know?
10. Which paragraph tells about what villagers usually do?
11. Which paragraph tells about the difference between town and a village?
12. Which paragraph tells about the writer's uncle?

➤ **Mark true (T) or false (F)**

1. The air in the city is fresher than village.
2. People in the village usually work in the office.
3. Most people like life in the village because it is very quiet.
4. In the village is crowded.
5. When we life in city we are prosperous.
6. Life in the village we feel quiet.
7. There are many tree, fruits in the village.
8. Most people from the village go to the city to study.

9. Inhabitant of the village dealt with another people as fraternally.
10. Most people in the city have higher education.

➤ **Complete the sentences below using the keywords above:**

1. There are people like life in.....because it is composed.
2. The air in the village is fresh and.....
3. Life in village more healthy because.....
4. People in the village work in.....
5. Commonly the fruit and vegetable from.....
6.human go to city to get job.
7. In cityhigher education.
8. Most people like life in the city because.....
9. They.....Surabaya to give moneyfor their studies.
10.be contented to see one another.

3. The third meeting

TRANSPORTATION

The first development in modern transportation was the steamship. It could sail against the wind. Then came the railroads. They carried large numbers of people quickly over long distances. The fare was low.

More recently, automobiles and airplanes have made travel faster and more convenient. A trip across the ocean that would have taken weeks only a hundred years ago, now takes just a few hours. As it became easier to travel, better places to stay grew up.

At first hotels were built in big cities, then at the seaside resorts. All were served by railroads. By then people can get away from crowded cities.

➤ **Answer the questions**

1. What could the steamship do?
2. What did the railroad do?
3. How have automobiles and airplanes changed travel?
4. How have railroads changed the places to stay?
5. How have trips across the ocean changed?
6. What does in paragraph 1 tell us?
7. What does in paragraph 3 tell us?
8. What is development in modern transportation?
9. What is built in big cities?
10. What can people get away from crowded cities?

➤ **Mark true (T) or false (F)**

1. We can use transportation to travel with across the ocean.
2. Transportation is very important in our life.
3. With use transportation we easier to travel.
4. Telephone is one of transportation.
5. Transportation is tool of connect with other people.
6. Taxi, ship, plane include transportation.
7. Plane can use to travel in order that is speedy.
8. A Trip across the ocean we use transportation.
9. My brother has gone to Surabaya from Bandung by use boat.
10. A bus more quickly than plane.

➤ **Complete the sentences below using the keywords above:**

1. The expansion.....transportation.
2. In modern.....was steamship is the progress.
3. The.....can sail in contradiction of the wind.
4. The steamship originated from.....
5. The expense of railroads.....little.
6. Airplanes have made travel faster and.....
7.past the ocean more quickly.
8. As a tripleisurelier to tour.
9. People in the city are.....to served.
10. A tour in the.....forces.

4. The fourth meeting

IN THE HOTEL

We arrived at the hotel at ten p.m. We were so tired that my husband thanked the room boy who helped us lift the heavy suitcase. We checked in at the receptionist desk. “We want a room on the first floor,” my husband said. “Certainly, sir,” the receptionist answered. “Is it with a private lounge and couch in front?” I asked. “Yes, ma’am. Here are the keys for number twenty one,” the receptionist said.

“Could we have a safe for my important things here?” my husband asked. “Certainly, sir,” the receptionist answered. My husband gave his document and the receptionist gave the receipt. “You could pay the charge when you check out, sir,” the receptionist explained. “Is there something else you need?”

“No, thanks. Oh, well, yes. We haven’t had our dinner yet,” my husband said. “Should we send it to your room, sir?” “Yes, right away. Thank you.” A room boy showed us to our room and brought the suitcase. He unlocked the door and put the suitcase on the floor then went out after saying good night. Fifteen minutes later they sent the dinner while I was taking a bath. Oh, what a tiring day.

➤ **Answer the questions.**

1. What room did they ask?
2. What was the safe for?
3. Did they pay for keeping valuable things in the safe?
4. What was the receipt for?
5. What else did they want?
6. Who brought the dinner to their room?

7. Did it take a long time to prepare the dinner?

➤ **Mark true (T) or false (F)**

1. They are so weary today.
2. He helps a boy to bring his suitcase.
3. The suitcase is very heavy.
4. The receptionist wants to a room in the first floor.
5. A room in the first floor is private lounge.
6. A room of the number twenty one is private lounge.
7. In the hotel is secure to save anything.
8. The goods is important we cannot safe in the hotel because unsafe.
9. They have had their dinner out yet.
10. The receptionist sends a dinner for them in the room.

➤ **Complete the sentences below using the keywords above:**

1. Susi.....at the hotel at ten p.m.
2. They.....weary because her husband thanked the room a man.
3.ensured in at the receptionist counters.
4.need a room on the first floor.
5. Her husband.....that he want to check the first room.
6. The receptionist said that.....twenty one.
7. My husband asked about.....to the receptionist if they save their goods here.
8.clarified thatthey might pay the fee when they check out.
9.asked the receptionist to prepare the room for them.
10.sonappeared that it is the room and brought the valise for them.

5. The fifth meeting

Makazzart, Maret 07, 2011

Dear Ainy

I visited your city last month and I have just arrived from a month journey to Pangkep. Unfortunately, we couldn't meet since you were in the Pinrang. I found your city interesting in any means.

You had told me about the currency differences and I experienced it myself as a very confusing subject. It was especially when I shopped in the market, souvenir shop, or brought something from vendors. It looked very cheap when I tried to convert the price into my currency! If I only saw the number, it was a very huge amount. Hundreds, thousands, hundred thousand...I needed a couple of days to set up my mind with the price. That was not the only surprise I had found.

The second surprise was when got candies for the return! It was very strange...I often experienced it both in small and super stores. After the days passed I became familiar with this strange payment term.

Finally, I found another surprise when I entered a small shop, not a supermarket. It was a stationary shop. I saw a lot of people inside the shop whom I thought the customers. In fact, they were the employees. It is contrary to that we have in Palopo. The employers will be bankrupt if they try to do so.

Anyway, it was my first journey to south Sulawesi and those were some surprises among others. I was satisfied though I felt annoyed for the first day. I plan my flight to south Sulawesi next year. I hope that we can meet.

Sincerely yours, Aida Biduri

➤ **Answer the questions**

1. Where is Ainy now?
2. Where is Aida from?
3. What did Aida feel on the first day in Pangkep?
4. What surprised Aida during her trip to Pangkep?
5. What did she feel about the prices of goods in Pangkep?
6. When is Aida written the letter?
7. Why they didn't meet?
8. What is the aim she write the letter and what for?
9. Where are they meet in the next year?
10. What is she plans in the next year?

➤ **Mark true (T) or false (F)**

1. Aida has gone to pangkep.
2. They are meeting in the Pinrang.
3. Ainy is very interesting with her city.
4. Aida have told her friend that she have visited in the Pangkep.
5. They make conversation through a letter.
6. Aida sends a letter to Ainy which is explaining about her condition.
7. The goods in the Pangkep are very cheap.
8. Aida got candies for the return which is very queer.
9. There are many people in the supermarket when she goes to there.
10. The employees will be bankrupt if they try to do so.

➤ **Complete the sentences below using the keywords above:**

1. Aida write afor her friend.
2. The letter has written at.....
3. Aida feels.....when she first day in Pangkep.
4.will be fail.
5. They cannot meet because.....
6. When Aida entered in the shop she has bought.....
7. When Aida entered a small shopshops.

8. Aida saw.....inside shops.
9. Aida was gratified.....disrupt for the first day.
10. Aida.....they can meet next year in the south Sulawesi.



6. The sixth meeting

NATURAL GAS

Natural gas is formed by the decay of organic matter. Natural gas reserves or deposits come from large quantities of plant and animal remains that have accumulated between layers of sediment on the bottoms of lakes and oceans over millions of years. The pressure from the layers of sediment and the heat from the earth's core convert the organic materials into natural gas, petroleum, and coal. Natural gas is found throughout the world in reservoirs deep beneath the surface on the earth and floor of the oceans. It forms as pockets of gas over crude oil deposits or is trapped in porous rock formations. All oil deposits contain natural gas, although natural gas is often found without oil.

If a gas is liquefied, the pressure can increase rapidly when the gas is heated. Heating can come about from purely natural sources, such as the sun. Under normal circumstances, a relief valve on the cylinder will release the gas in a controlled manner to prevent the cylinder from exploding due to over-pressurization. However, if the cylinder and valve are not properly maintained and or the pressure built up is very rapid, such as when the cylinder is directly exposed to the sun, an explosion may occur.

➤ **Answer the questions**

1. What is natural gas?
2. What does the decay in paragraph 1?
3. Where natural gas is commonly found?
4. What does the pressure in paragraph 1?
5. When the pressure can increase rapidly?
6. Do all oil deposits contain natural gas?
7. Does the heating cannot come about from purely natural source?
8. When the cylinder and valve are not properly maintained?
9. What is the source of the heating naturally?

10. What is the means of the word “cylinder”?

➤ **Mark true (T) or false (F)**

1. The sending out of energy in rays.
2. Natural gas is formed by the rottenness of organic matter.
3. Solid and gas form into liquid form.
4. Natural gas is found of the ocean.
5. The compression from the streaks of sediment.
6. Natural gas contains all of the oil.
7. Liquefied gas increase more quickly.
8. The sun is natural source.
9. A measurement used for selling or buying oil in the world trade is tower.
10. The noun for hot is fire.

➤ **Complete the sentences below using the keywords above:**

1. The water flows through a.....
2. Oil iswhich does not mix with water.
3. Forest is a renewable natural.....
4. I wanted tosome flowers in the garden.
5. Most of the villagers work in a coal.....
6. Natural gas is commonly found.....
7. Natural gas comes from the decay of.....
8. Natural gas cylinder willif directly expose to the sun.
9.helps control the gas pressure in the cylinder in order not to explore.
10. The sunin the east.

3. POST TEST

SAVINGS

People save money in the banks for future use. A man may be paid each week for his work. He probably will not want to spend all his pay the day he receives it. It may be risky for him to carry in his pocket all his unspent money, or to hide it at home. So he may decide to put some of his money in a bank for safekeeping. The money he puts in the bank is called deposit, and the man is called a depositor. The money of a depositor is credited, or added to his account. An account is a record of the money a depositor has in a bank. When depositor wants to withdraw, or take out, part of his deposit, the bank must be ready to pay him. Thus, the bank has two duties to a depositor: 1) it must protect his money safely. 2) it must be ready to pay him money when he wants it. The banks use the money of depositors as a basis for loans to those who needs funds.

A savings account is one of the best known and most used services of a bank. It is an account from which a depositor may withdraw his money only by presenting a passbook in which is deposits and withdrawals are recorded. The money in savings accounts is used by the bank. It is loaned to debtors. They savings account is called a time deposit, because the bank reserves the right to demand from 30 to 60 days' notice if a depositor wants to withdraw money. Usually, however, money in savings accounts may be taken out when the depositor wants it.

Checking account is an account on which a depositor may draw checks. A check is an order written by a depositor. It directs a bank to pay a certain sum of money to the person named or to his order. Most banks charge a small amount of money each month on checking accounts which have less than a certain amount in them, or accounts on which more than a certain number of checks have been drawn. Other banks charge a fee for each check. A checking account is called a

demand deposit because the depositor can demand or withdraw money at any time.

➤ **Answer the questions**

1. Why people need to save their money in the bank?
2. Who is a depositor?
3. What is different between depositor and deposit?
4. When do most banks charge depositors a small amount of money?
5. Why do people prefer saving money in the bank?
6. What is the purpose of giving interest to depositors?
7. What is the bank's main source of income?
8. What is the means of the word "it" in the sentences "it" is loaned to debtors refers to?
9. What does withdrawals in paragraph two?
10. Do most banks charge a small amount of money each month?


➤ **Mark true (T) or false (F)**

1. People save money in the bank because it is more advantageous.
2. It is safer to hide our money at home than save it in the bank.
3. People must open an account before saving their money
4. To withdraw means to take a loan from a bank.
5. People get interest from the bank if they make loans.
6. Every depositor taking checking account gets a passbook.
7. A passbook records when the holder deposits or withdraws money?
8. Money in the savings account can be drawn at any time.
9. A check is used to transfer money from a person to the bank.
10. Deposit less than the required limit is charged a sum of money.

➤ **Complete the sentences below using the keywords above:**

1. People need to save their money in the bank because they.....
2. A sum of money that a depositor saves in the bank is called.....

3. In order to be able to save in the bank, a person must open
.....first.
4. Bank will giveif a person opens a saving account.
5. A depositor is a person who.....
6. When do must banks charge depositors a small amount of money
if.....
7. Depositors get.....in returns for saving their money in the bank.
8. Bank uses the deposits of its customer to give.....
9. The opposite of to charge in other banks charge a fee.....is
to.....
10. The words it in the sentence ‘ it is loaned to debtors’ refers
to.....



Appendix : C

The Result of Answer Test

Pre Experiment									
No	NIS	Jmlh Soal	Pre-Test		Ket	Post – Test		Ket	
			Benar	Score		Benar	Score		
1.	09001	30	15	50	P	18	60	F	
2.	09006	30	18	60	F	24	80	G	
3.	09008	30	16	53	P	18	60	F	
4.	09009	30	19	63	F	27	90	VG	
5.	09010	30	18	60	F	26	87	VG	
6.	09012	30	20	67	G	23	77	G	
7.	09014	30	12	40	P	20	67	G	
8.	09018	30	6	20	VP	18	60	F	
9.	09019	30	10	33	VP	15	50	P	
10.	09020	30	13	43	P	19	63	F	
11.	09022	30	18	60	F	24	80	G	
12.	09023	30	16	53	P	18	60	F	
13.	09025	30	16	53	P	18	60	F	
14.	09026	30	10	33	VP	26	87	VG	
15.	09028	30	22	73	G	25	83	G	
16.	09052	30	24	80	G	24	80	G	
17.	09055	30	16	53	P	19	63	F	
18.	09060	30	16	53	P	21	70	G	
19.	09064	30	24	80	G	21	70	G	
20.	09067	30	18	60	F	21	70	G	
21.	09069	30	19	63	F	18	60	F	
22.	09071	30	15	50	P	27	90	VG	
23.	09073	30	16	53	P	18	60	F	
24.	09074	30	12	40	P	20	67	G	
25.	09076	30	18	60	F	18	60	F	
26.	09078	30	18	60	F	22	73	G	
27.	09082	30	21	70	G	24	80	G	
28.	09084	30	15	50	P	21	70	G	
29.	09085	30	16	53	P	21	70	G	
30.	09087	30	19	63	F	24	80	G	
				$X = \frac{\sum X}{N}$ $= \frac{1649}{30}$ $= 54,96$					$X = \frac{\sum X}{N}$ $= \frac{2127}{30}$ $= 70,9$

Keterangan

n :

- VG

(Very Good) :

(85-100)

- G (Good)

(65-84)

- F (Fair)

(55-64)

- P (Poor)

(35-54)

- VP (Very Poor)

(10-34)

APPENDIX D

t-table

For level of significance (α) = 0.05

Degree of freedom (df) = (30 - 1) = 29

t - Table = 2.045

Distribution of t-Table

Df	Level of Significance for two-tailed test					
	0,5	0,2	0,1	0,05	0,02	0,01
	Level of Significance for one-tailed test					
	0,25	0,1	0	0,025	0,01	0.005
1	1.000	3.078	6.314	12.706	31,821	63.657
2	0.816	1.886	2.920	4.303	6.965	9.926
3	0.765	1.638	2.353	3.183	4.541	5.841
4	0.741	1.533	2.132	2.776	3.747	4.604
5	0.727	1.476	2.015	2.571	3.365	4.032
6	0.718	1.440	1.943	2.447	2.143	3.707
7	0.711	1.451	1.895	2.365	2.998	3.499
8	0.706	1.397	1.860	2.306	2.896	3.355
9	0.703	1.383	1.833	2.262	2.821	3.250
10	0.700	1.372	1.812	2.226	2.764	3.169
11	0.697	1.363	1.769	2.201	2.718	3.106
12	0.695	1.356	1.782	2.179	2.681	3.055
13	0.694	1.350	1.771	2.160	2.650	3.120
14	0.692	1.345	1.761	2.143	2.624	2.977
15	0.691	1.341	1.753	2.331	2.604	2.947
16	0.690	1.337	1.746	2.120	2.583	2.921
17	0.689	1.333	1.740	2.110	2.567	2.898
18	0.688	1.330	1.734	2.101	2.552	2.878
19	0.688	1.328	1.729	2.093	2.539	2.861
20	0.687	1.325	1.725	2.086	2.528	2.845

21	0.686	1.323	1.721	2.080	2.518	2.831
22	0.686	1.321	1.717	2.074	2.505	2.819
23	0.685	1.319	1.714	2.690	2.500	2.807
24	0.685	1.318	1.711	2.640	2.492	2.797
25	0.684	1.316	1.708	2.060	2.485	2.787
26	0.684	1.315	1.706	2.056	2.479	2.779
27	0.684	1.314	1.703	2.052	2.473	2.771
28	0.683	1.313	1.701	2.048	2.467	2.763
29	0.683	1.311	1.699	2.045	2.462	2.756
30	0.683	1.310	1.697	2.042	2.457	2.750
40	0.681	1.303	1.684	2.021	2.423	2.704
60	0.679	1.296	1.671	2.000	2.390	2.660
120	0.677	1.289	1.658	2.890	2.358	2.617
	0.674	1.282	1.645	1.960	2.326	2.576