


**THE CORRELATION BETWEEN EXTROVERSION - INTROVERSION
PERSONALITY TYPE AND STUDENTS' LEARNING ACHIEVEMENT**

(A Descriptive Study at the Fourth Year Students of English Education Departement
of Tarbiyah and Teaching Science Faculty
of Uin Alauddin Makassar)



A Thesis

**Submitted in Partial Fulfillment of the Requirements for the Degree of
Sarjana Pendidikan in English Education Department of
Tarbiyah and Teaching Science Faculty of
UIN Alauddin Makassar**

By:

SUDARSONO

Reg. Number: 20400111120

**ENGLISH EDUCATION DEPARTMENT
TARBIYAH AND TEACHING SCIENCE FACULTY
ALAUDDIN STATE ISLAMIC UNIVERSITY
MAKASSAR**

2018

PERNYATAAN KEASLIAN SKRIPSI

Mahasiswi yang bertanda tangan di bawah ini:

Nama : Sudarsono
NIM : 20400111120
Tempat/Tgl. Lahir : Naru Hidirasa, 28 Desember 1994
Jur/Prodi/Konsentrasi : Pendidikan Bahasa Inggris
Fakultas/Program : Tarbiyah dan Keguruan
Alamat : Jln. Karaeng Loc Sero 103B
Judul : **The Correlation Between Extroversion-Introversion Personality Types with Students' Academic Achievement in The Fourth Year Students of English Education Department of Tarbiyah and Teaching Science Faculty of UIN Alauddin Makassar**

Menyatakan dengan sesungguhnya dan penuh kesadaran bahwa skripsi ini Benar adalah hasil karya sendiri. Jika di kemudian hari terbukti bahwa ia merupakan duplikat, tiruan, plagiat, atau dibuat oleh orang lain, sebagian atau seluruhnya, maka skripsi dan gelar yang diperolehnya karenanya batal demi hukum.

Makassar, November 2018
Penyusun,



Sudarsono
NIM. 20400111120

PERSETUJUAN PEMBIMBING

Pembimbing penulisan skripsi Saudara Sudarsono, NIM: 20400111120, mahasiswa Jurusan Pendidikan Bahasa Inggris pada Fakultas Tarbiyah Dan Keguruan UIN Alauddin Makassar, setelah meneliti dan mengoreksi secara seksama skripsi yang bersangkutan dengan judul *"The Correlation Between Extroversion-Introversion Personality Types with Students' Academic Achievement in The Fourth Year Students of English Education Department of Tarbiyah and Teaching Science Faculty of UIN Alauddin Makassar"* memandang bahwa skripsi tersebut telah memenuhi syarat-syarat ilmiah dan dapat disetujui untuk diajukan ke sidang munaqasyah.

Demikian persetujuan ini diberikan untuk diproses selanjutnya.

Makassar, November 2018

Pembimbing I



Dr. Kamsinah, M.Pd.I.
NIP. 19680328 199603 2 002

Pembimbing II



Nuf Aliyah Nur, S.Pd.I., M.Pd.
NIDN. 2004098403

PENGESAHAN SKRIPSI

Skrripsi yang berjudul, **"The Correlation Between Extroversion - Introversion Personality Type and Students' Learning Achievement at the Fourth Year Students of English Education Departement of Tarbiyah and Teaching Science Faculty of Uin Alauddin Makassar"**, yang disusun oleh **Sudarsono**, NIM: 20400111120, mahasiswa Jurusan Pendidikan Bahasa Inggris pada Fakultas Tarbiyah dan Keguruan UIN Alauddin Makassar, telah diujikan dan dipertahankan dalam sidang munaqasyah yang diselenggarakan pada hari Jumat, tanggal 23 November 2018 M yang bertepatan dengan tanggal 15 Rabiul Awal 1440 H dan dinyatakan telah dapat diterima sebagai salah satu syarat untuk memperoleh gelar Sarjana Pendidikan (S.Pd.) pada Fakultas Tarbiyah dan Keguruan, Jurusan Pendidikan Bahasa Inggris dengan beberapa perbaikan.

Samata – Gowa, 23 November 2018 M

15 Rabiul Awal 1440 H

DEWAN PENGUJI

(SK. Dekan No. 3178 Tahun 2018)

Ketua	: Dr. Muljono Damopolii, M.Ag.
Sekretaris	: Dr. Hamka Ilyas, MTh.I.
Munaqisy I	: Sitti Nurpahmi, S.Pd., M.Pd.
Munaqisy II	: Dr. H. Abd. Muis Said, M.Ed.TESOL
Pembimbing I	: Dr. Kamsinah, M.Pd.I.
Pembimbing II	: Nur Alyah Nur, S.Pd., M.Pd

Diketahui oleh:

Dekan Fakultas Tarbiyah dan Keguruan
UIN Alauddin Makassar,



Dr. H. Muhsin Amri, Lc., M.Ag

NIP. 19730120 200312 1 001

ACKNOWLEDGEMENT



Alhamdulillah rabbil Alaamiin, all praises to Allah *Subhanahu wata'ala* who has endowed me with blessings, chance, and endurance to complete this study. Without His bounty, grace and mercy this work would have never been accomplished. Also the Researcher did not forget to express *Sholawat* and *Salam* to the prophet Muhammad *Shollallahu alaihi wasallam*, who has enlightened the human worlds with Islam and guided the humankind to their best endeavor.

First and foremost, I would like to express my sincere and endless gratitude to my parents, **H. Sadam Ismail** and **Hj. Rugaya Sadam**, for their emotional and moral support throughout my academic career and also for their love, patience, encouragement and prayers. I am also thankful to my sister and brothers, **Hesi Kumalasari**, **Kisman**, **Subagio**, and **Supardion**, for their loving care and affection, which endured me throughout my work.

It is not a matter of precept, but a solemn duty to acknowledge the efforts of all who have contributed towards the completion of this thesis. Thus, I would like to use this opportunity to express my feeling of indebtedness and gratitude for those people mentioned below:

1. **Prof. Dr. Musafir Pababbari, M. Si**, the Rector of Islamic State University of Alauddin Makassar, for the support given to this research through its


excellent facilities and for granting me the opportunity to pursue my graduate studies in this university.

2. **Dr. H. Muhammad Amri, Lc., M.Ag.**, the Dean of Tarbiyah and Teaching Science Faculty, for advice and motivation.
3. **Dr. Kamsinah, M.Pd.I.**, and **Sitti Nurpahmi, S.Pd., M.Pd.**, the Head and the Secretary of English Education Department of Tarbiyah and Teaching Science Faculty of Alauddin State Islamic University (UIN) Makassar, for their extensive guidance, continuous support, and personal involvement in all phases of this research.
4. All lecturers of English Education Department and all staffs of Tarbiyah and Teaching Science Faculty for their tremendous help, support, and guidance during my graduate studies at Alauddin State Islamic University (UIN) of Makassar especially for **Dr. Kamsinah, M.Pd.I.** as the first consultant and **Nur Aliyah Nur, S.Pd., M.Pdi.** as the second consultant for their constructive guidance, valuable advice and cooperation.
5. All of English education Students class of 2015, for their participation and support in this research, so the researcher can finish this thesis.
6. All of friends in English Education Department 2011 for the togetherness, friendship, happiness, and all their help, ideas, suggestion and advice in completing this thesis.

7. Finally, this thesis could not have been written without the generous assistance of countless individuals who shared their knowledge and expertise. To all of you, I extend my deep appreciation.

The Researcher,

Sudarsono



LIST OF CONTENTS

TITTLE PAGE	i
PERNYATAAN KEASLIAN SKRIPSI	ii
PERSETUJUAN PEMBIMBING	iii
PENGESAHAN SKRIPSI	iv
ACKNOWLEDGEMENT	v
LIST OF CONTENTS	viii
LIST OF FIGURES	x
LIST OF TABLES	xi
ABSTRACT	xii
CHAPTER 1 INTRODUCTION	1
A. Background	1
B. Problem Statements	5
C. Research Objectives.....	5
D. Research Significances	6
E. Research Scopes	6
F. Operational Definition of Terms	7
CHAPTER 2 REVIEW OF RELATED LITERATURE	8
A. Review of Related Research Findings	8
B. Some Pertinent Ideas	10
C. Theoretical Framework.....	21
D. Hypothesis	22
CHAPTER 3 RESEARCH METHODOLOGY	23
A. Research Method	23
B. Research Subjects	25
C. Research Instrument	25
D. Data Collecting Procedures	27
E. Data Analysis Technique	28
CHAPTER 4 FINDINGS AND DISCUSSION.....	31
A. Findings	31

	B. Discussion.....	37
CHAPTER 5	CONCLUSION AND SUGGESTION.....	41
	A. Conclusion	41
	B. Suggestion	42
BIBLIOGRAPHY		43
APPENDICES		46
CURRICULUM VITAE		



UNIVERSITAS ISLAM NEGERI
ALAUDDIN
 MAKASSAR


LIST OF FIGURES

Figure	Page
2.1 Correlation between Personality and Learning Achievement.....	21
4.1 Distribution of The Respondents Based on Age.....	32
4.2 Distribution of The Respondents Based on Gender.....	33



LIST OF TABLES

Table	Page
2.1 Different Characteristics among Personality Traits.....	12
2.2 Differences between Extrovert and Introvert Personality Traits..	15
2.3 Students' Academic Achievement Category.....	18
4.1 Distribution of the Respondents Based on GPA.....	34
4.2 Distribution of the Respondents Based on Personality.....	34
4.3 Correlation between Personality Type and GPA.....	35
4.4 The Result of Data Analysis.....	36



ABSTRACT

Name : Sudarsono
Reg. Number : 20400111120
Department : English Education
Faculty : Tarbiyah and Teaching Science
Title : **The Correlation Between Extroversion - Introversion Personality Type and Students' Learning Achievement (A Descriptive Study at the Fourth Year Students of English Education Departement of Tarbiyah and Teaching Science Faculty of Uin Alauddin Makassar)**
Consultant I : **Dr. Kamsinah, M.Pd.I**
Consultant II : **Nur Aliyah Nur, S.Pd.I., M.Pd.**

This study is aimed to figure out the correlation between extroversion-introversion personality types and students' learning achievement of English Education department of UIN Alauddin Makassar. The researcher employed random sampling technique to retrieve 30 samples which were taken from the total population of 75 students. To reach the research objectives, Descriptive correlative design was used as the research method. A set of online questionnaire was distributed to obtain the information about students' achievement and their personality. Based on the information gathered from the respondents, the findings showed that 83% of the samples were female and the rest were male with the age range of between 19 to 22 years old. In addition, it was also found that the majority of students achieved a good score in term of academic. Around 80% of them acquired the GPA of around 3,51-4,00 which were then classified into grade A students while the others achieved lower GPA and belonged grade B. Moreover, around 63% of these respondents were found to be introvert. The correlation between students' personality and their achievement were figured out by using Phi Coefficient Correlation formula and it is found that there is no significant correlation between extroversion-introversion personality types and students' learning achievement of English Education department of UIN Alauddin Makassar. Therefore, the H_0 is accepted whilst the H_a is rejected.

CHAPTER I

INTRODUCTION

A. Background

One of the most prestigious and notable ranking system in the world known as Quacquarelli Symonds (QS) World University Ranking has enlisted thousands of universities from 115 countries in their ranking system. Among these lists, only 9 universities from Indonesia are included. In their recent release, it is clearly seen that most of universities from Indonesia have experienced gradual decrease over the year. In the last few years, none of them are able to compete among the top 250 ranks. Regionally, there is only one university that can reach up to top 10 universities in ASEAN. It is to prove that institutions of higher education in Indonesia are still considered undeveloped compared to other countries with the same rate of development (Sicca, 2018). UIN Alauddin Makassar as one of the pioneer universities in eastern Indonesia still has a long run in the global competition as it is still struggling in placing their name among the top universities nationally. Referring to the QS World University Ranking system, there are at least 6 indicators which have been compiled to measure university performance. They are academic reputation, employer reputation, faculty/student ratio, citations per faculty, international faculty ratio, and international students' ratio. Among this metrics, academic reputation holds the highest weighting which is 40% of the total score followed by faculty/student

ratio and citations per faculty which constitute 20% each. The rest are allotted from employer reputation and international students and faculty ratio with 10% and 5% consecutively (Sicca, 2018).

In order to join the global competition, one of the most significant aspects needed to be addressed by the universities, specifically in English Education Department as one of the most potential program for international students, is increasing students' achievement academically. Based on the study conducted by Mark & Arnley (1999), attaining good academic achievement had significant influence on employment and learning outcome for young people many years after leaving school. What this suggests is that improving student's academic achievement might influence other factors inevitably, such as employment rate. According to Slameto (1995) academic achievement can be influenced by two factors, internal factor of the students such as physical, fatigue, and psychological factors and the external factors such as their family, culture or environment.

As one of the psychological factors, personality plays significant role to differ people in making choices, reacting to a situation, and making decision. This is true for minor things such as their hobbies or important things like their prospectus career in the future (Cherry, 2017). In islamic perspective, understanding personality begins with the understanding of human nature.

As recorded in *Shaheeh* Bukhari and Muslim, Prophet Muhammad *Shollallahu alaihim wa sallam* said:

كل مولود يولد على الفطرة

“No baby is born but upon Fitrah” (Hr. Bukhari&Muslim)

This hadith explains that every human was born in the state of *Fitrah* which means pure in natural state (Mukhlis, 2015). The philosophy of *fitrah* then further explained by Quran as Allah says in *Ar-ruum*:30:

فَأَقِمْ وَجْهَكَ لِلدِّينِ حَنِيفًا ۚ فِطْرَتَ اللَّهِ الَّتِي فَطَرَ النَّاسَ عَلَيْهَا

“So direct your face toward the religion, inclining to truth. [Adhere to] the fitrah of Allah upon which He has created [all] people...” (Ar-ruum: 30)

Sayyid Qutb, as cited from Baht (2016), thought that the meaning of the verse above clarified the view of Islam towards humanity. The habits, potentials and tendencies of man are two - dimensional, which means that they can lean towards one direction or the other. These tendencies in human psychology often refer to personality traits.

Since 1990s, there has been an increasing interest in the correlation between personality and academic achievement. The personality of an individual can influence the extent to which he can obtain information (Barrick & Mount, 1996). Moreover, according to Chamorro-Premuzic & Furnham (2013) who carried out a study to figure out the relationship between personality traits and

academic performance in three longitudinal studies of two British university samples, it is found that personality is significantly related to the academic performance. In this study, indicators such as attendance, tutorials, etc. were also examined in relation with the personality traits.

Additionally, although a great deal of research has been carried out to find out the relationship between personality and learning achievement, the researcher was unable to locate any studies which investigated the relationship between personality types (introversion and extroversion) and learning achievement in UIN Alauddin Makassar specifically in the Department of English Education, Tarbiyah and Teaching Science Faculty of UIN Alauddin Makassar. So it is assumed that this study is the first to focus on the correlation between personality traits (introversion and extroversion) and academic achievement of students of English Education Department, Tarbiyah and Teaching Science Faculty of UIN Alauddin Makassar.

B. Problem Statements

Based on the background above, the writer formulates the research's questions as follows:

1. What are the personality types of the fourth year Students of English Education Departement of Tarbiyah and Teaching Science Faculty of UIN Alauddin Makassar?
2. How is the academic achievement in the fourth year students of English Education Departement of Tarbiyah and Teaching Science Faculty of UIN Alauddin Makassar?
3. Is there any correlation between extrovert and introvert personality type and academic achievement of the fourth year students of English Education Departement of Tarbiyah and Teaching Science Faculty of UIN Alauddin Makassar?

C. Research Objectives

Based on the questions formulated above, the objectives of this research are:

1. To identify personality types of the fourth year students of English Education Departement of Tarbiyah and Teaching Science faculty of UIN Alauddin Makassar.
2. To find out the academic achievement of the fourth year students of English Education Departement of Tarbiyah and Teaching Science faculty of UIN Alauddin Makassar.

3. To identify the correlation between extroversion-introversion and students' academic achievement in the fourth year students of English Education Departement of Tarbiyah and Teaching Science faculty of UIN Alauddin Makassar.

D. Research Significances

The results of this research are expected to help both educators and learners in itinerary institutions to bring the best out of the learning process. The educators may use this finding to assess their students achievement by taking both of these personality traits, extrovert and introvert, into consideration during the learning process. Moreover, students are expected to optimize their academic performance by discerning their learning styles based on their personality trait.

E. Research Scopes

This study could have been extended to other majors in UIN Alauddin Makassar, but due to the financial constraints and limited time, the study is restricted to English Education Department only. In addition, this research focuses only on structural or stable personality variables, specifically extroversion and introversion which are relatively permanent and enduring qualities of individuals.

F. Operational Definition of Term

To assist the readers to understand the topic of this research easily, the researcher would like to define some key terms as follows:

1. *Personality* refers to a combination of features or qualities that establish the distinctive character of an individual.
2. *Extrovert* refers to someone who is outgoing, sociable and socially confident or concerned with outer affairs
3. *Introvert* refers to a person who has more interest in themselves than others or has difficulty relating to people outside of themselves
4. *Academic Achievement* refers to the learning output of the students which are acquired by the end of each semester. It is the total average score of given subjects in each semester which can be accessed through academic portal provided by the university. These scores are presented in the form of both numbers and letters range from 1 to 4, equivalent to D to A, in sequence where 4 or A is the highest and 1 or D is the lowest score.

CHAPTER II

REVIEW OF RELATED LITERATURE

A. Review of Related Research Findings

The improvement of the academic achievement of students is one of the basic objectives of educational planning. Students can fully upgrade their talents and capabilities in line with educational goals through academic achievement. Academic achievement is actually considered to be one of the most important criteria for the quality of education. On the other hand, students differ in a wide variety of variables. In other words, they differ not only in terms of personality, family background, age and gender, etc., but also in different attitudes and emotional responses to the environment. Students have distinguishable attributes that make them ready for different worldviews and thus for different behaviors in different social and educational contexts. Taking these differences into account, educators can help to recognize the individual differences of their students.

Given the above, many researchers have conducted deep studies on this matter. As cited in Kline (2004), Cattell and Kline found that at different educational levels, students' achievement relied on their various personalities. In primary schools, students with mild extroversion gained better achievement, while at the secondary and university levels, anxious introversion did best. The finding from Ghana, as cited in Kline (2004), also indicated that this finding

applies not only in western countries but also in different countries and cultures such as Africa and India.

After conducting a study in four secondary schools in Lusaka Region, Africa, Simukonda (2002) revealed that There was a relationship between extrovert-introvert personality trait and academic achievement. It is also stated that, among the 154 samples, introverts were better academic achievers than the extroverts.

In learning a foreign language, Erton (2010) found a low relationship between the personality traits of the learners, how they develop the learning styles and how these characteristics are reflected in success while learning a foreign language. This research was carried out on 102 freshman students studying at the Faculty of Engineering, Science, Fine Arts and Humanities & Letters, who received the English course 101 at Bilkent University in their first year.

In Indonesia, similar studies were conducted in the last few years. Tarmidzi (2012) studies 107 students of Engineering faculty at University of Indonesia to find out the relationship between students' personality ekstrovert-introvert and their academic achievement. By using *Kolomogrov-smirnov test*, the result suggested that both variables were not correlated. The same result was found by Rahman (2013) which stated that personality type was not associated with achievement in medical study at *Universitas Islam Indonesia*.

Based on aforementioned researches, it can be concluded that various results have been encountered by the researchers in finding out the correlation between students' personality –extrovert and introvert- with their achievement academically. These inconsistencies might occur due to some aspects such as external and internal factors of the individuals and also the diversities of respondents. However, this research will address a group of homogeny students which are assumed to have the similar ability because they are from the same class and have experienced same learning process.

B. Some Pertinent Ideas

1. Personality

a. Definition of Personality

Since its first occurrence, personality has been a complex phenomenon in psychology. It is the individual differences in thought, feelings, and actions which are relatively stable (Church & Lonner, 1998). Handley (1973) looks at personality as those specific characteristics attributed to individuals, which make them varied with one another. According to Simukonda (2002), personality is the implication of many factors, such as genetic, cultural, and social. All these factors play significant roles in determining individuals' personality as they grow and giving them their rich complexities. Pervin (1996) also added that personality could be influenced by a person's

past and present. In other words, experience is another factor which holds significant implication in developing someone's personality.

The complexity of personality has led the psychologists to classify them into some types and traits. Both personality type and trait are personality theories which are often misperceived as the same thing. However, the difference lies in the way they measure personality. Personality *type* theory classifies people into types, or categories, to be all or none, to be one or another. On the other hand, personality *trait* theory refers to relative degrees of personality orientation in specific contexts. Traits are durable personality characteristics which range along a continuum, e.g., low, medium or high, whereas types are collections of traits that occur together to define a personality category (Wayne State University, 2013 as in (Kaewkatorn, 2013).

The modern theory of personality trait was developed by Swiss psychiatrist Carl Jung. It derived from Jung's work *Fascination toward the Unconscious Mind* (Boeree, 2006); (Vernon, 2011).

Jung, who brought the theory of personality types to modern analytical psychology, is considered one of the iconic psychological theorists (Bowdon, 2007). Differs from other psychoanalytic theories, Jung's theory (1989) insisted on self consciousness, decision making, and the impact of personality toward understanding, instead of focusing on unconscious mind. This orientation makes Jung's theory as a notable

theory in psychology (Geyer, 1998 as in Wheeler, 2001). Jung divides personality into 8 traits which are classified into 4 dichotomous dimension, they are: (1) Extrovert vs. Introvert, (2) Sensing vs. Intuitive, (3) Thinking vs. feeling, and (4) Judging vs. Perceiving. All these traits are attributed to individuals in various levels. The differences among these traits are briefly interpreted in this table:

Table 2.1 Different Characteristics among Personality Traits

Preference	Characteristics	Additional Characteristics
E-Extroversion	Energized by being with people, interacting with others.	Does not mean talkative; an E can be quiet, even shy.
I-Introversion	Gains energy by being alone; down time generally means "alone time."	Introverts can be talkative and good in groups, but they need "alone time" to recharge.
S-Sensing	Gather information through their five senses; detail-oriented; don't like theories as much as facts.	Like lists, clear directions, time tables. Often very literal, miss nuance, have difficulty generalizing.
N-Intuition	Use intuition and hunches; analytical and theoretical; see the 'big picture' and not as interested in the details.	Like to create their own plan after they understand a situation; bored by routine; comfortable with some uncertainty.
F-Feeling	Feelings matter, are important; like win-win solutions; generous with praise and affirmations.	Sometimes make less than ideal choices in order to please everyone; often hurt when not appreciated; can be quite sensitive to others.
T-Thinking	Practical, direct, expedient. Logic rather than emotion.	Other people's feelings may be an afterthought; may seem insensitive.
J-Judging	Orderly, organized, predictable.	Feel best when work is done, things are as they should be.
P-Perceiving	Flexible, open-ended, somewhat spontaneous.	Fairly independent, make decisions based on mood, timing, what feels right to them.

(Source: <https://www.davidsongifted.org/Search-Database/entry/A10760>)

b. Extroversion and Introversion

This study specifically addresses extrovert and introvert as its main discussion. Brightman (2003) explained that introversion and extroversion preferences helped people learn how they could recharge their own batteries, replenish their energy. It meant that the different preferences between introversion and extroversion will have the different way and place to feel relaxed and comfortable. For introverts, they can enjoy being out with a lot of people, but they need 'alone' time to feel free and fully recharge their energy. They have a greater interest in their inner worlds of ideas and derive energy from intrapersonal interaction (Bowdon, 2007).

Jung (1923, 1991) differentiated introverted people from extroverted people by looking at their attitudes toward objects. Introverted people always pulled their libido from an object. They put their personal views between their action and objects, trying to avoid assumption of circumstances. Jung (1991) explained that sometimes people judged others as introverted because he or she was reflective and thoughtful; however, it was misleading. A thoughtful person can be either introversion or extroversion, with the certain function type. Most introverted people tend to be shy while most extroverted people tend to be sociable. So people frequently think that shyness and sociability are the main personality types. However, Boeree (2006) explained that for

Jung, extroversion and introversion were not about shyness or sociability; they were about how often a person would like to engage with society and how often with his or her own unconscious, i.e., interpersonally.

Brightman (2003) explained extroverted people as people who were “on the fly” thinkers. They liked to interact with people and things, and express their impressions for others to know. Some extroverted people can be calm and go deep in their thoughts but, however, after long hours of doing that they needed to go have some fun in society to recharge their energies (Jung, 1991). They get energy from interacting externally and see life in terms of the external world (Bowdon, 2007).

Jung (1923, 1991) said that extroversion always had a positive relationship with objects. Extroverted people value objective things and not, not subjective sensibility in their lives. Extroverted people tend to take immediate action. They adjust their behavior to fit themselves into their surroundings and do things to exceed the expectations of those around them. However, their internal personality remains unchanged.

Based on the theories above, a straight line can be drawn to differentiate between extrovert and introvert specifically in their effort to understand themselves and others. Those differences are interpreted in the table below as adapted from Keirsey & Bates (1984):

Table 2.2 Differences between Extrovert and Introvert Personality Traits

Differences in Understanding Ourselves and Others			
Extraversion (E)		Introversion (I)	
Energy results from focus on the outer world	<ul style="list-style-type: none"> • Interest in external happenings • Feel energized around people and deprived when cut off from interaction with the outer world • Are drained by solitary activities like reading, researching, and writing • Enjoy wide variety and change in people relationships • Cue words: <i>breadth, extensive, interaction</i> 	Energy results from focus on the inner world	<ul style="list-style-type: none"> • Interest in internal reactions • Regularly require an amount of "private time" mentally and environmentally to recharge • Motivated internally, active mind is sometimes "closed" to outside world • Are energized by solitary activities like reading, researching, and writing • Prefer one-to-one communication • Cue words: <i>depth, intensive, concentration</i>
Approximately 75% of population		Approximately 25% of population	

(Source: <http://roleolor.weebly.com/use-of-the-mbti-survey-of-jungian-personality-types.html>)

2. Learning and Learning Achievement

a. Definition of Learning

According to Ambrose (2010), Learning is a process that leads to changes as an impact of experience and enhances the potential of improved performance and future education. Mayer (1982) added that this change is relatively permanent which has three components: 1) The duration of the change is long-term rather than short-term; 2) This

change mainly occurs in the content and structure of the learners' knowledge or their behavior; 3) This change is as result of the learners' experience in the environment rather than fatigue, motivation, drugs, physical condition, or psychological intervention.

There had been much variance for scientists in defining what learning is. Kimble said that learning is a relatively permanent change in behavioral potentiality that occurs as a result of reinforced practice (B.R. Hergenhahn and Mathew H. Olson:2010). That means learning has a change in behavioral and needed reinforcement to reinforce it.

Olson, as cited from Vionna Rosalina (2004), also explained that the theory above gives an understanding that learning is a permanent change of behavior or potential behavior which is resulted from experience and cannot be attributed to temporary states of the body such as a condition caused by illness, fatigue or drugs. In this theory, learning still needs an experience but it leaves to the theorist themselves to decide what kind experience that is. The experience might be related to stimulus and response, reinforcement and others.

Schunk (2012) defined learning as a process in which knowledge, skills, strategies, beliefs, attitudes and behaviors are acquired and modified. It means that learning not only understands but also alters the knowledge itself and develops it into skills, attitudes and so on. Learning is a lasting change in behavior or the ability to act in a

particular way, resulting from practice or other forms of experience. Learning is therefore a process involving not only practice but also other forms of experience.. It is described by Schunk as follows:

Three criteria of learning:

- 1) Learning means changing: in attitude or in behavioral capacity. People learn when they can do things differently.
- 2) Learning endures over time
- 3) Learning occurs through experience

This means that learning is not a simple process. Learning has to change the person. Learning must enable the learner to apply what they have learned. It makes learning process require time to achieve successful learning.

Based on understandings above, it can be concluded that learning is a set of process which are conducted to acquire certain goals. To tell whether these goals have been achieved are usually presented in the form of learning achievement.

b. Learning Achievement

Academic achievement is the output of learning process which is gained by learners that includes factors of cognitive, affective and psychomotor measured by using a test instrument or instruments that are relevant. Winkel (1996) argues that academic achievement is a

testament to the success that has been achieved by individuals after carrying out the maximum efforts to learn.

In this study academic achievement was characterized by the overall performance in each semester which culminates in a Grade Point Average (GPA). The GPA score would take into account students' performance in tests, course work and examinations. The minimum and maximum GPA scores are 0 (Grade F) and 4.0 (Grade A) respectively. This GPA score implies that the higher the score, the better the students' had performed academically. As such, the GPA will be a good measure of a students' academic achievement. To sum up, Cumulative GPA is the total score obtained for all the completed courses from the first semester to the last semester. The following is the table of students' academic achievement category:

Table 2.3 Students' Academic Achievement Category

No	Score Range	Category
1	3.51-4.00	Extraordinary (<i>cumlaude</i>)
2	2.76-3.50	Very good
3	2.00-2.75	Good

(Retrieved from: SK MENDIKNAS No. 232/U/2000)

3. Extroversion And Introversion In Learning Process

In the last few decades, most college students have been frequently treated with active learning and group activities in their classroom during the learning process. Many education scholars deemed that students performed better when learning in a collaboration project or through active discussion. It is unarguable that at every level of education, from elementary school to tertiary institution, the classrooms have been enhanced with more interactive, collaborative, and learning-centered approaches (Slavin, 2008). However, the problem with this kind of learning style is that there are always some students who excel in lively discussion, while there are many more students who remain silent. It is generally assumed that those quiet students do not involve during the learning process because they cannot express their thoughts in the discussion. In fact, one reason these students remain quiet might be due the different personality types that they are attributed to. With an increasing reputation of learning and personality theory, it is questionable whether every students really benefits from teaching methods that demand real-time responses from students in a social learning environment.

In teaching and learning, Pittenger (1993) mentioned Blume's study that suggested learners should discover their personality types and traits in order to improve their study habits. Brightman (2003) stated that introversion and extroversion have different methods of learning. Extroverted people frequently have no idea that they may not understand a lesson unless they try

to speak it out. So to help extroverted students achieve their learning objectives, teachers should provide them with a break or activities where they can actively engage to talk and discuss in class. On the other hand, introverted students will never think that they have learned something unless they create a framework and integrate all the information into one big picture and see the relationship of the elements of the entire subject matter. For introverted people, the best way to lead them to better achievement, then, is to give them time and teach them how to interconnect the knowledge and build a concept map. Therefore, it does not mean that those who dominate group discussions will always work harder or smarter; it can be assumed only that they are extroverted (Larkin & Powers, 2013). The study of the application of Eysenck theory (as cited in Schmeck & Lockhart, 1983) also stated that extroverted people will learn and understand the teaching materials better when they are in a very stimulating environment, like a group discussion, while introverted learners will learn best when they are in an environment that is quiet and free from strong stimulation. Given the importance of the learning environment, teachers should develop activities that allow extroverted students to use their energy and other activities to bring introverted learners out of their inner world (Scanlon, 2007).

C. Theoretical Framework

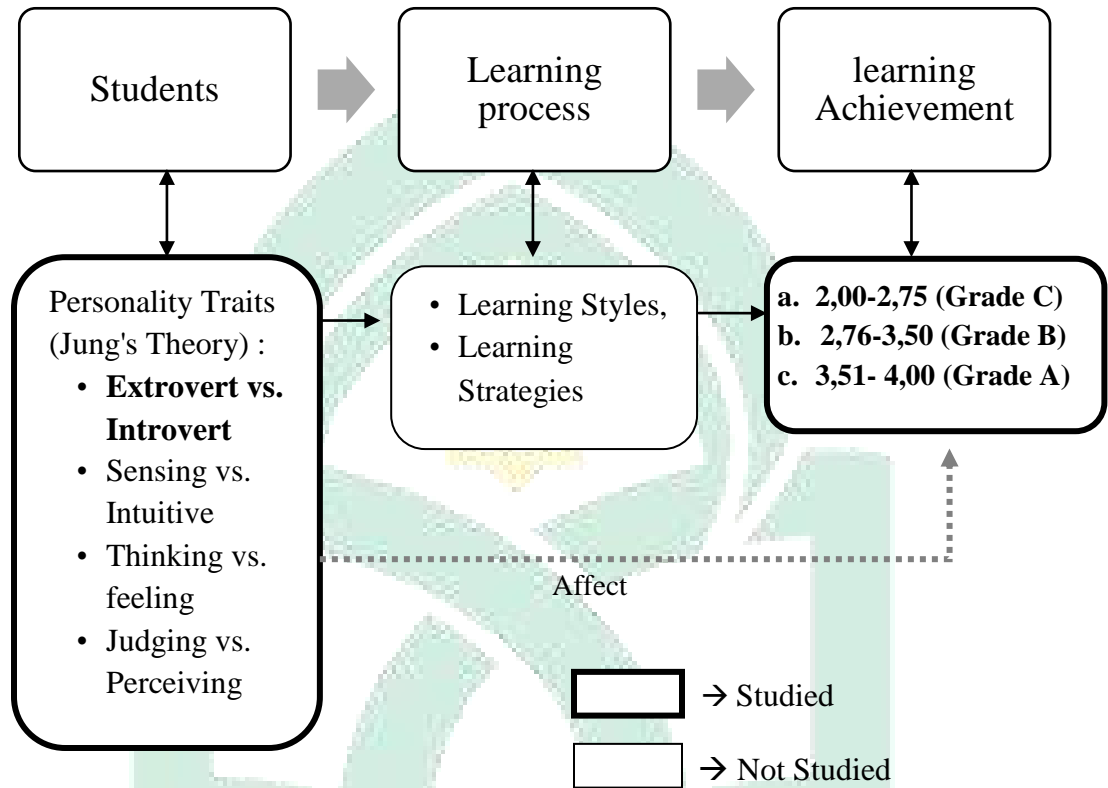


Figure 2.1. Correlation between Personality and Learning Achievement

D. Hypothesis

H_0 = There is no correlation between extroversion-introversion and students' academic achievement in the fourth year students of English Education Departement of Tarbiyah and Teaching Science faculty of UIN Alauddin Makassar.

H_a = There is any correlation between extroversion-introversion and students' academic achievement in the fourth year students of English Education Departement of Tarbiyah and Teaching Science faculty of UIN Alauddin Makassar.

CHAPTER III

RESEARCH METHODOLOGY

A. Research Method

This study used a quantitative descriptive-correlation research design to gather descriptive data about students' personality types and students' learning achievement through the use of self-report surveys, and relied on the use of correlational analysis to determine if there is a relationship between extroverted and introverted personality types and students' achievement.

Research design is a plan or program developed by a researcher, as a target of activity to be carried out (Arikunto, 2002: 45). In this research, the writer employed the quantitative research and its approach will be correlation research design. Donald Ary (in Ratnawati, 2006:31) says that: "Correlation studies are concerned with determining the extent of relationship between variables. They enable one to measure the extent to which variations in one variable are associated with variations in determined through the use of the coefficient of correlation".

Williams (2007) stated that quantitative approach is to give response to the research questions in requiring numerical data. Cresswell (2012) asserted that quantitative research is an analyzing method of statistical procedure by collecting the numerical data to explain, interest, or predict. It means that in a quantitative research the data are obtained in the format of numbers, statistic and counting

mode. This study will also collect numeric data from a large number of people with an instrument. Hence, the appropriate research design for this study is quantitative research design based on the similarities of characteristics between quantitative research design and this study. In this research, quantitative research approach is appropriate because the researcher investigated the correlation between extroverted and introverted personality types and students' achievement. Besides, the researcher wants to know the information about the levels of students' achievement and students' personality.

The researcher will use correlation design technique to analyze the correlation between extroverted and introverted personality types and students' achievement. Correlation design is statistical test to determine the tendency or pattern for two or more variables or sets of data to vary consistently (Creswell, 2012). The correlation design involves quantitative research which is related to statistic data. Correlation design is suitable for this study as it can describe whether the two or more variables are connected or not. Furthermore, the researcher will do this study to find out whether students' personality and their learning achievement at English Education Department of UIN Alauddin Makassar are correlated or not.

B. Research Subjects

The population of this research comprised all the fourth year students of English Education Department of UIN Alauddin Makassar Academic Year 2015/2016. There were 2 classes in which each class consisted of about 35 students, so the total population is estimated to be 70 students.

All of these students have studied the same amount of credits in each semester. It was also assumed that they had been taught with the same curriculum and had been treated the same way. Thus, the population of this research was considered homogeny so that the researcher used Simple Random Sampling technique to choose the participants that will be studied. According to Sugiyono (2013), Simple Random Sampling is a process of data collection by randomly taking from parts of the population without considering their strata. Based on above explanation, the researcher employed 30 students as the sample of this research.

C. Research Instrument

According to Wilkinson (2003), Instrument is a set of devices utilized by the researcher to find specific information which is relevant to their research project. Arikunto (2013) argued that instrument is not how the information is collected but what is used to collect them. In other words, instrument is the tools used to collect data based on the technique. There are some kinds of instrument which can be used differently in line with the collection technique and the

research variables. Some examples of these instruments are, test, questionnaires, interview guide, check-lists, documents, etc.

The main instrument of this research was a set of questionnaire which was utilized to measure the 2 variables – students' introverted or extroverted personality types, and their learning achievement. There were 3 sections in the questionnaires. The first section concerned the general demographic information of the respondents consisted of 3 questions which ask about name, gender, and age. The respondents were not obligated to write their name on this questionnaire on behalf of the confidentiality of their identity. Therefore, in this section, name was made optional to be answered.

The second section collected the students' Grades Points Average (GPA) for each semester. The questions in this section were in open-ended formed and asked about students GPA in each semester. In order to acquire more reliable data, the respondents were asked to open *academic portal* which could be accessed through *portalakademik.uin-alauddin.ac.id* by login with their student ID and password.

The last section was a list of items to group the respondents based on their personality type as either introverted or extroverted. The question items in this section were derived from the works of Eysenck which had been modified by McCroskey (2007) in order to acquire specific result in measuring extroversion only. McCroskey developed the scale by excluding the items that were not related to the introversion and extroversion dimensions. The test had 12 items.

Each item is measured on a 5-point Likert scale, rating from 1 (strongly disagree) to 5 (strongly agree). The correlation of this scale with the Personal Report of Communication Apprehension (PRCA-24) as a concurrent validity is .30 while the Cronbach's alpha which is used to see the internal reliability consistency in psychological measurement estimates is .80; it is considered as having a good consistency.

D. Data Collecting Procedures

The researcher began the collection of data by getting the permission from the chairperson of the English Education Department to use name lists of 30 students who were currently in the fourth year of the academic year 2015.

Since majority of the population were in their last semester, they rarely had any activities in campus. Therefore, the researcher created a set of online questionnaires by using Google form. English-version surveys were distributed to the students through their Whatsapp group. Within a day, there were 31 responses returned by the respondents and only 30 of them were taken into account and analyzed in this research.

E. Data Analysis Technique

Based on the result gained from the respondents on the given instrument, there will be some steps that the researcher will use in tabulating the data. First, the researcher uses *frequency* and *percentage* to analyze data from section 1 (general demographic) by using the following formula:

$$\% = \frac{f}{N} \times 100\%$$

Note: *f* : The total scores of the students' answers

N : The total number of respondents

In section 2, the researcher will group the respondents into whether they are extrovert or introvert based on their answer. The *mean* is the most commonly used measure of central tendency. The mean is the arithmetic average of the scores. It is calculated by adding up all the scores and dividing that total by the number of scores. The formula to find the *mean* is:

$$\bar{X} = \frac{\sum X}{n}$$

The *mean* score was used to identify students' personality types based on the score of the Extroversion-introversion Scale in the questionnaire. If the respondents' scores were greater than the *mean* score, they would be classified into introvert type. Otherwise, if the respondents' scores were lower than the *mean* score, they would be classified into extrovert type.

Then the researcher used the analyzed information from section 2 and section 3 to find the relationship between the personality types (introverted and extroverted) and the student learning achievement by using coefficient phi correlation, denoted as ϕ . The Phi Coefficient is a measure of association between two binary variables (i.e. living/dead, black/white, success/failure). It is used for contingency tables when:

- At least one variable is a nominal variable.
- Both variables are dichotomous variables.

For a 2×2 contingency table where a, b, c, and d represent the observation frequencies (the cell count). The formula for phi is:

$$\phi = \frac{ad - bc}{\sqrt{(a+b)(c+d)(a+c)(b+d)}}$$

There were some steps in analyzing the data of this research:

1. Formulating the hypotheses

As mentioned in the previous chapter, the hypotheses of this research were:

H_0 = There is no correlation between extroversion-introversion and students' academic achievement in the fourth year students of English Education Departement of Tarbiyah and Teaching Science faculty of UIN Alauddin Makassar.

H_a = There is any correlation between extroversion-introversion and students' academic achievement in the fourth year students of English Education Departement of Tarbiyah and Teaching Science faculty of UIN Alauddin Makassar.

2. Deciding the statistical test

The next step was to determine the value of phi coefficient and the Chi square. The value of Chi square can be calculated by using the formula of X^2 as shown below:

$$X^2 = n\phi^2$$

3. Determining the testing criteria

The next step was to decide whether the null hypothesis was accepted or not. On this condition, the null hypothesis would be accepted if the value of X^2 -count was greater than X^2 -table. The value of X^2 -table could be retrieved from table of Chi Square with reliability score of 95%.

4. Drawing Conclusion

The last step of this data analyzing process would be to conclude the findings based on the result of the calculation. This conclusion is whether there is correlation between Extroversion and academic achievement of the participants

(L. R. Gay, 2012)

CHAPTER IV

FINDINGS AND DISCUSSION

This chapter presents findings and discussion. The result of the research is presented in first part, and further explanation is presented in discussion part. In this chapter, the hypothesis will be examined accordingly with the data obtained.

A. Findings

The data collection process of this research was conducted online. Within one day after it was distributed, there were 31 responses submitted. It exceeded the number of respondents targeted by the researcher which was supposed to be no more than 25 responses in spite of the limited time given. However, one of the responses seems to be lack of information and did not meet the criteria set in the questionnaire so that only 30 responses were analysed by the researcher.

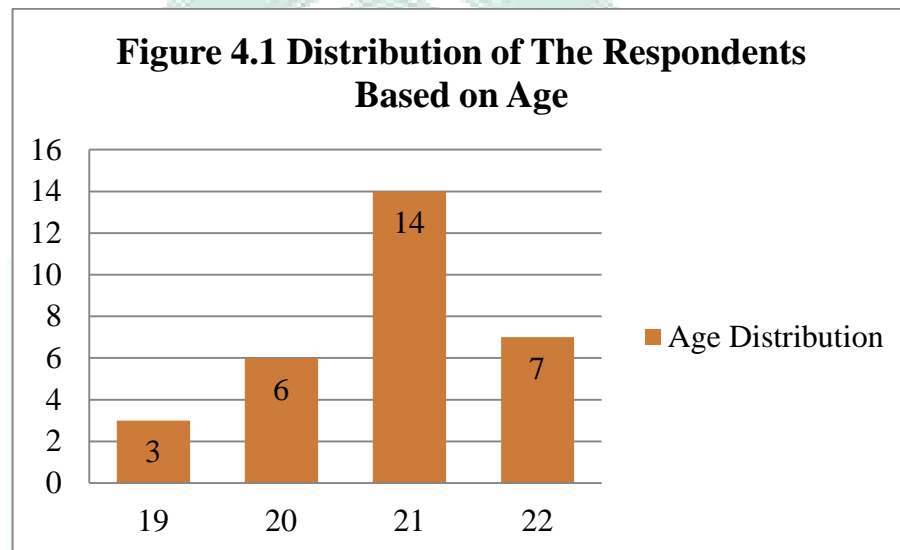
There were three sections in this questionnaire; therefore the analysing process underwent 3 steps:

1. Personal Backgrounds

In order to identify the personal backgrounds of the students, there were two main questions created by the researcher which were located in the first section of the questionnaire. This section helps the researcher in identifying the overall distribution of the respondents regarding their demographic information.

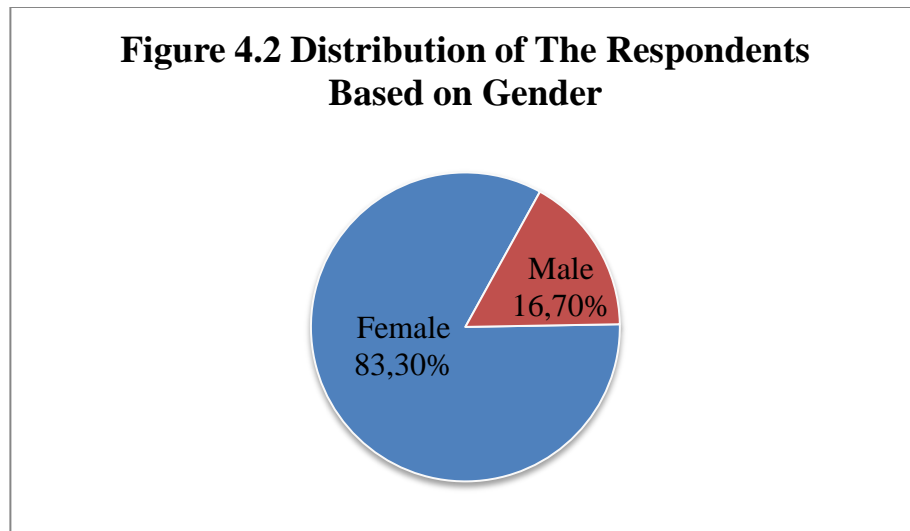
a. Age

Based on the feedbacks from the students, age distributions of the respondents can be classified into four groups which are shown on the given figure:



From the chart above, it is clearly seen that 14 respondents or approximately 46.7% of the total respondents were 21 years old. The subjects aged 22 years old were 7 people (23.3%) while 6 (20%) of them were 20 years old. The rest of the respondents consisted of 3 students were 19 years old. It can be concluded that the age distribution of the students was dominated by 21 years old group, while the other age groups were distributed evenly.

b. Gender



The provided pie chart gives a breakdown of the total number of the research subjects based on their gender. Overall, respondents of this research were dominated by female with the total number of 25 students which contributes into 83.30% of all feedbacks. On the other hand, the rest of the data were provided by male students who took up to one fourth of the chart or 16.70% (5 students).

2. Academic Achievements

Based on the finding of this research, it can be retrieved that the lowest GPA acquired by the respondents was 3,33 whilst the highest was 3,97. Based on the categorization of GPA where 2,00-2,75 is Grade C, 2,76-3,50 (Grade B), and 3,51- 4,00 (Grade A), it can be assumed that the GPA of the respondents in this research could only be classified into two categories which were grade A and B as the number of respondents who got GPA I

grade C were none. The percentages of the numbers of students based on these categories are depicted in the following table:

Table 4.1 Distribution of the Respondents Based on GPA

GPA	Numbers of The Students	Percentage
2,76 – 3,50 (B)	6	20%
3,51 – 4,00 (A)	24	80%
Total	30	100%

3. Extroversion-Introversion Scale

Table 4.2 Distribution of the Respondents Based on Personality

Personality	Numbers of The Students	Percentage
Introvert	19	63,3%
Extrovert	11	36,7%
Total	30	100%

The table above shows that the majority of the respondents were dominated by introvert type which consisted of 63,3% of the total respondents or 19 people whilst 36,7% of them belonged to extrovert type.

4. Correlation between Personality Type and GPA

Table 4.3 Correlation between Personality Type and GPA

Personality	GPA		Total
	2,76 – 3,50 (Grade B)	3,51 – 4,00 (Grade A)	
Introvert	4 (13,3%)	15 (50%)	19 (63,3%)
Extrovert	2 (6,7%)	9 (30%)	11 (36,7%)
Total	6 (20%)	24 (80%)	30 (100%)

The table above presents the information regarding the number of the participants of this research after classified into different clusters whether they are extroverts or introverts and how well they performed academically. Overall, of 24 students who gained cumulative GPA between 3,51-4,00 (Grade A), 15 of them, which is half of the whole participants, belonged to introverts type whilst 9 of them had extrovert type. On the other hand, 6 respondents acquired cumulative GPA in between 2,76 – 3,50. Four of them were introvert and the other two were Extrovert.

Based on above findings, Chi-square was not able to be utilized in this research as the data were not qualified. There were some cells that had *Expected count* less than 5, so that other statistical formulas were used.

To find the correlation between Extroversion-introversion and their Grade Point Average (GPA), the researcher used coefficient phi correlation, denoted as ϕ . The Phi Coefficient is a measure of association between

two binary variables (i.e. living/dead, black/white, success/failure). It is used for contingency tables when:

- At least one variable is a nominal variable.
- Both variables are dichotomous variables.

For a 2×2 contingency table where a, b, c, and d represent the observation frequencies (the cell count). The formula for phi is:

$$\phi = \frac{ad - bc}{\sqrt{(a+b)(c+d)(a+c)(b+d)}}$$

Based on table 4.3, by using the formulas explained in the previous chapter, It can be seen that the value for $n = 30$, $a = 15$ and $b = 9$, $c = 4$ and $d = 11$. Thus, the result of this analysis process could be depicted as follows:

Table 4.4 The Result of Data Analysis

DF	1
X ² -Table	3,841
Phi	0,0346
X ² -Count	0,0359

Based on the table above, the value X²-count is lower than X²-table. It can be concluded that the null hypothesis is accepted which mean there is no significant correlation between Extroversion-introversion and academic achievement.

B. Discussion

In this research, the researcher used Phi Coefficient Correlation to analyze the data in order to find out the correlation between extrovert-introvert personality types and learning achievement of the subjects. According to the retrieved responses of 30 subjects, 80% of them could be categorized as having outstanding academic performance that they gained an approximated grade point average (GPA) from 3.51 to 4.00. Nevertheless, the other 20% were still considered good performers since none of them acquired a score of lower than 3.00.

Another aspect being examined in this research was the respondents' personality types. The participants in this research were being categorized into 2 groups based on the score of their answer in section 3 of the questionnaire. The participants who got the score higher than 38 were considered introvert, otherwise, they belonged to extrovert type. It is found that the majority of the participants were introvert which included 19 of them and the others were placed in extrovert group.

This result proved that there was a wide diversity among the subjects regarding their personality type. As cited from Slameto (1995), there were two factors that could affect the students achievement academically; external factors and internal factors. One of these internal factors included the personality types of the students. The previous research conducted by Azwar (2004) revealed that internal factors held significant role in affecting students achievement. Specifically, Widiatmi (2007) found significant differences between the academic

achievement of extrovert students and introvert students in her research using 97 samples from undergraduate students at Health Science Faculty of University of Indonesia. These studies supported Wilt's theory (2009) that stated that extroversion could be an effective predictor for a wide variety of domains of individuals such as cognitive performance.

On the contrary, the current study revealed that there was no statistically significant correlation between personality type (extrovert and introvert) and learning achievement of the students of English Education department at UIN Alauddin Makassar. Such relationship was not found possibly because the current study used a small group of respondents (30) from the same department while the studies from Widiatmi (2007) used larger groups of respondents which were drawn from different areas of expertise.

One other factor considered was that the researcher noticed that the GPA of the students' results might not be accurate owing to the fact that the questionnaires were self-survey report and were conducted online where the researcher did not meet face-to-face with the respondents. It implied that there might be a possibility of the respondents faking their answers according to the applicability of the questions to them.

In addition, this inconsistency of the result could possibly be influenced by other factors too. Suhaily (2015) evaluated factors that affect students' achievement and also investigated the differences of their achievement in related with their activeness in engaging with any activities in their campus. A number of

329 questionnaires were distributed to Faculty of Economics, “X” University students using random sampling. A number of factors were examined in this study which included the students, the lecturers, the university, and their families. The result shows that the students themselves played bigger role in determining their own achievement than other factors. The study also found that the achievement of students who were actively engaged in campus activities was different with the achievement of students who were not participated. Other factors were also investigated by Hussein (2016) to find out the effect that some factors would have on the achievement of students in learning English as a foreign language. The samples of this study were Secondary school students when they were still in the first semester of 2013 / 2014 in English. The factors (attitudinal, social, socioeconomic, and extracurricular) which were believed to influence students' achievement were included in a 16 item yes / no questionnaire. Findings showed that there was significant relationship between those factors and students' achievement in English language learning.

Moreover, Mularsih (2010) studied the effect of teaching strategies (cooperative and individual learning) and types of personalities (extrovert and introvert) on academic progress of Indonesian. The research used the experimental method with a factorial design of 2 x 2 on a sample of 48 students at high schools in Tangerang City. The results of the research show that: (1) the achievement of students with a cooperative strategy is higher than those who followed individual instruction, (2) there are no significant differences in the learning achievement

between students with extrovert and introvert personality types, (3) There is a significant interaction between the teaching strategy and the personality type on the outcome of secondary schools for students learning the Indonesian language, (4) the outcome of extrovert type learning for students following the teaching with a cooperative strategy is higher than the outcome of individual teaching, (5) The learning outcome of introvert type students following individual strategy instruction is higher than that of cooperative instruction. In conclusion, the teaching strategy can increase the outcome of students learning Indonesian by taking into account the type of personality of the students.



CHAPTER V

CONCLUSIONS AND SUGGESTIONS

A. Conclusions

A number of conclusions could be drawn from the findings of this research.

Firstly, there were wide varieties found from the participants in term of their personal backgrounds. The subjects of this study were dominated by female students aged between 19 – 22 years old.

Secondly, majority of the students performed academically well since 80% of them were grade A students.

Thirdly, individual differences also occurred in term of personality as indicated by the number of introvert students and extrovert students were almost evenly distributed at the rate of 19 and 11 students respectively.

Next, the correlation between students' personality and their academic achievement were not found in this research. Thus, the null hypotheses that - *There is no correlation between extroversion-introversion with students' academic achievement in the fourth year students of English Education Departement of Tarbiyah and Teaching Science faculty of UIN Alauddin Makassar-* was accepted.

The last, other factors could be considered to having any correlation with students' performance which can lead them to perform academically better.

B. Suggestions

Following recommendations are made to all future researchers and to anyone who concerns with the students' personality and achievement.

1. This study was limited to the defined subjects, it is therefore important that the study be extended to other levels of education system.
2. It is also suggested to conduct a research on the samples who have a wide range of GPA scores.
3. Studies of finding out specific expertise in which introverts and extroverts perform better could also be helpful.
4. Observation can also be conducted in order to gain more accurate information regarding the participants' personality.
5. The lecturer's personality trait can also be given attention in relation with the students' achievement and personality traits.
6. Other factors might also need to be investigated.

BIBLIOGRAPHY

- Arikunto, S. (2013). *Prosedur Penelitian: Suatu Pendekatan Praktik*. Jakarta: Rineka Cipta.
- Baht, A. M. (2016). Human Psychology (fitrah) from Islamic Perspective. *International Journal of Nusantara Islam*, Vol .04 No. 02 , 61-74.
- Barrick, M., & Mount, M. (1996). Effects of Impression Management and Self-deception on the Predictive Validity of Personality Constructs. *Journal of Applied Psychology* 81 (3) , 261.
- Boeree, C. G. (2006). Retrieved June 2018, from Personality Theories: Carl Jung 1875-1961: <http://webspace.ship.edu/cgboer/jung.html>
- Bowdon, T. B. (2007). *50 Psychology Classics*. London, UK: Nicholas Brealey.
- Brightman, H. J. (2003). *GSU master teacher program: on learning styles*. Atlanta, GA: Georgia State University. Retrieved from <http://www.gsu.edu/~dschjb/wwwmbti.html>
- Chamorro-Premuzic, T., & Furnham, A. (2013). Personality Predicts Academic Performance: Evidence from Two Longitudinal University. *Journal of Research in Personality* 37 (4) , 319-338.
- Cherry, K. (2017, October 4). *History and Biographies*. Retrieved June 27, 2018, from Verywellmind: <https://www.verywellmind.com/hans-eysenck-1916-1997-2795509>
- Church, A. T., & Lonner, J. W. (1998). London: The Cross-cultural Perspective in The Study of Personality. *Journal of Cross-cultural Psychology* , 29.
- David Wilkinson, P. B. (2003). *Using Research Instruments: A Guide for Researchers*. London: Routledge Falmer.
- Erton, I. (2010). Relations between Personality Traits, Language Learning Styles And Success in Foreign Language Achievement. *H. U. Journal of Education* (38) , 115 - 126.

- Handley, D. G. (1973). *Personality, Learning and Teaching*. London: Routledge & Kegan Paul Ltd.
- Joshua Wilt, W. R. (2009). Extraversion. In *Handbook of Individual Differences in Social Behavior* (pp. 27-45). Guilford Press.
- Kaewkatorn, C. (2013). The Relationship Between Personality Type And Learning Achievement Among Advertising Students At Assumption University Of Thailand. *Assumption Journal* 5 (2) , 93.
- Kline, P. (2004). *Personality: The psychometric View*. New York: Routledge.
- L. R. Gay, G. E. (2012). *Educational Research : Competencies for Analysis and Applications - 10th Ed*. New Jersey: Pearson Education, Inc.
- Mark, G., & Arnley, J. (1999). School achievement and labour market outcome. *IDEAS RPEC Data* .
- McCroskey, J. C. (2007, February 2). *Introversion Scale*. Retrieved August 3, 2018, from <http://www.jamescmccroskey.com/measures/introversion.htm>
- Mukhlis, U. (2015, 3 23). *Theories of Personality from Islamic Perspectives*. Retrieved 9 10, 2018, from Scribd: <https://www.scribd.com/doc/259671697/Theories-of-Personality-from-Islamic-Perspectives>
- Pervin, L. A. (1996). Personality: A View of the Future based on A Look at The Past. *Journal of Research in Personality* 30 (3) , 309-318.
- Rahman, A. B. (2013). Hubungan Tipe Kepribadian Introvert dengan Prestasi Belajar pada Mahasiswa FK UII Angkatan 2013.
- Schunk, D. H. (2012). *Learning theories : an Educational Perspective*. Boston: Pearson Education.
- Sicca, S. P. (2018, June 25). *Tirto.id*. Retrieved june 27, 2018, from Tirto.id: <https://tirto.id/persoalan-di-balik-rendahnya-peringkat-kampus-kampus-indonesia-cMUZ>

- Simukonda, C. P. (2002). The Relationship between Extraversion-Introversion and Academic Achievement in Grade Twelve Pupils of Selected Schools in Lusaka . *Tesis: The University of Zambia School of Education Lusaka* .
- Slameto. (1995). *Belajar dan Faktor-faktor yang Mempengaruhinya*. Jakarta: Rineka Cipta.
- Susan A. Ambrose, e. a. (2010). *How Learning works: Seven Research-based Principles of Smart Teaching*. San Fransisco: Jossey-Bass.
- Tarmidzi, D. S. (2012). Hubungan antara Tipe Kepribadian: Ekstrovert dan Introvert dengan Prestasi Akademik Mahasiswa Fakultas Teknik Universitas Indonesia program S1 Reguler. *Universitas Indonesia* .
- Vernon, M. (2011). *Why Jung still matters*. Retrieved June 2018, from Management Today, 46-50, 7: <http://www.managementtoday.co.uk/features/1071184/>
- W., C. J. (2012). *Educational Research: Planning, Conducting, and Evaluating Quantitative and Qualitative Research*. Boston: Pearson Education Inc.
- Wayne State University . (2013). *"traits & types": trait theories and type theories*. Retrieved June 25, 2018, from Wayne State University.

APPENDIX I
RESEARCH QUESTIONNAIRE

Research Questionnaire

Dear Respondent,

My name is Sudarsono and I am a graduate student at UIN Alauddin Makassar. For my final project, I am examining The Correlation between Extroversion-Introversion Personality Type with Students' Learning Achievement in the Fourth Year Students of English Education Departement of Tarbiyah and Teaching Science Faculty of UIN Alauddin Makassar. Because you are currently in a fourth-year student of English Education Department of UIN Alauddin Makassar, I would like to request you to be one of my respondents in my study. I hope you can help me by answering the instrument sincerely and truthfully.

The following questionnaire will require approximately 20 minutes to complete. There is no compensation for responding nor is there any known risk. Any information you will provide shall highly appreciated and I assure that all information will be treated with utmost confidentiality.

I would highly appreciate your time in assisting me in my educational endeavors. Completion and return of the questionnaire will indicate your willingness to participate in this study. If you require additional information or have questions, please contact me at the number listed below.

Sincerely yours,

Sudarsono
085236740315

NEXT

Never submit passwords through Google Forms.

ALAUDDIN
M A K A S S A R

Research Questionnaire

Personal Background

This concerns the general demographic information of the respondents. The questions below are for the data-analysis purpose only and will not be published on the research paper. You may choose not to answer any of the questions.

Name

Your answer

Student ID

Your answer

Age

Your answer

Gender

- ☐ Female
- ☐ Male
- ☐ Prefer not to say
- ☐ Other: _____

BACK

NEXT

Never submit passwords through Google Forms.

Research Questionnaire

* Required

Academic Achievement

This concerns your Grades Points Average (GPA) for each semester. In order to acquire more reliable data, might be required to open your academic portal which can be accessed through portalakademik.uin-alauddin.ac.id by login with your student ID and password.

1st Semester *

Example: 3.65

Your answer

2nd Semester *

Your answer

3rd Semester *

Your answer

4th Semester *

Your answer



5th Semester *

Your answer

6th Semester *

Your answer

7th Semester *

Your answer

8th Semester

Your answer

Current Accumulative GPA:

Your answer

BACK

NEXT

Never submit passwords through Google Forms.

ALAUDDIN
MAKASSAR

Research Questionnaire

* Required

Extroversion-Introversion Scale

This list of items is used to group the respondents based on their personality type as either introverted or extroverted. The question items in this section are derived from the works of Eysenck.

Please answer the questions as truthfully as possible. *

	Strongly disagree	Disagree	Undecided	Agree	Strongly agree
Do you prefer to keep in the background on social occasions?	<input type="radio"/>	<input type="radio"/>	<input type="radio"/>	<input type="radio"/>	<input type="radio"/>
Do you like to mix socially with people?	<input type="radio"/>	<input type="radio"/>	<input type="radio"/>	<input type="radio"/>	<input type="radio"/>
Do you like to have many social engagements?	<input type="radio"/>	<input type="radio"/>	<input type="radio"/>	<input type="radio"/>	<input type="radio"/>
Do you tend to limit your friends to a select few?	<input type="radio"/>	<input type="radio"/>	<input type="radio"/>	<input type="radio"/>	<input type="radio"/>
Would you rate yourself as a happy-go-lucky individual?	<input type="radio"/>	<input type="radio"/>	<input type="radio"/>	<input type="radio"/>	<input type="radio"/>
Can you usually let yourself go and have a good time at a party?	<input type="radio"/>	<input type="radio"/>	<input type="radio"/>	<input type="radio"/>	<input type="radio"/>

Would you be
very unhappy if
you were
prevented from
making
numerous social
contacts?

☐☐☐☐☐

Do you usually
take the initiative
in making new
friends?

☐☐☐☐☐

Do you like to
play pranks upon
others?

☐☐☐☐☐

Are you usually a
"good mixer?"

☐☐☐☐☐

Do you often
"have the time of
your life" at
social affairs?

☐☐☐☐☐

Do you get more
satisfaction from
social activities
than from
anything else?

☐☐☐☐☐

BACK

SUBMIT

Never submit passwords through Google Forms.

ALAUDDIN
MAKASSAR

APPENDIX II
STUDENTS RESPONSES

Respondents	Age	Gender	Current GPA	Personality
A	21	Female	3,64	Introvert
B	21	Female	3,83	Introvert
C	21	Female	3,4	Extrovert
D	21	Male	3,66	Introvert
E	21	Male	3,44	Introvert
F	21	Female	3,89	Extrovert
G	20	Female	3,79	Extrovert
H	21	Female	3,62	Introvert
I	22	Male	3,33	Introvert
J	22	Female	3,56	Extrovert
K	20	Female	3,62	Extrovert
L	22	Female	3,75	Introvert
M	20	Female	3,87	Introvert
N	22	Female	3,76	Introvert
O	19	Female	3,5	Introvert
P	21	Female	3,8	Extrovert
Q	22	Female	3,83	Extrovert
R	21	Female	3,75	Introvert
S	22	Male	3,76	Extrovert

T	21	Female	3,59	Introvert
U	22	Female	3,61	Extrovert
V	21	Female	3,69	Introvert
W	20	Female	3,5	Introvert
X	20	Male	3,95	Introvert
Y	22	Female	3,55	Introvert
Z	20	Female	3,92	Introvert
AA	21	Female	3,97	Introvert
BB	19	Female	3,74	Introvert
CC	21	Female	3,5	Extrovert
DD	19	Female	3,78	Extrovert

UNIVERSITAS ISLAM NEGERI
ALAUDDIN
 MAKASSAR