

**Dr. Djuwairiah Ahmad, M.Pd., M.TESOL**

**REAPPRAISING  
THE USE OF  
COMMUNICATIVE APPROOACH  
IN THE ENGLISH TEACHING  
CLASSROOM**

**Dr. Djuwairiah Ahmad, M.Pd., M.TESOL**

***REAPPRAISING  
THE USE OF COMMUNICATIVE  
APPROACH IN THE ENGLISH  
TEACHING CLASSROOM***

**Penerbit:  
Pusaka Almaida  
Makassar**

*Perpustakaan Nasional: Katalog Dalam Terbitan (KDT)*

**Ahmad, Djuwairiah**

**Reappraising The Use of Communicative Approach in The English Teaching Classroom/ Djuwairiah Ahmad, Makassar, Pusaka Almaida, 2019**

vi, 158 hlm.; 16 x 23 cm  
ISBN: 978-623-226-129-7

**Penerbit : Pusaka Almaida**

**Edited by : Jemma**

**Cover design : NHZ**

**Setting/Lay out : Kilat Sudarto**

**Hak Cipta dilindungi Undang-undang**

*All rights reserved.*

*No part of this publication may be reproduced, stored in a retrieval system, or transmitted, in any form or by any means, electronic, mechanical, photocopying, recording or otherwise, without the prior permission of the writer*

## **PREFACE**

### *Bismillahirrahmanirrahim*

Alhamdu lillahi rabbil alamin, I would like to express my most profound gratitude to Allah SWT for His blessing and mercies so that I could start and finish writing this book as a means for sharing my little piece of knowledge and experience as an English educator for more than seventeen years. Shalawat and salam may peace be upon to the greatest prophet Muhammad SAW who has guided us into the right path of life.

This book consists of six chapters with the starting point (Chapter I) is a discussion about the nature of communicative approach and the reasons for using communicative approach in the English teaching classroom. Chapter II is concerned with some basic concepts of communicative approach which are analysed using Richards and Rodgers' point of view in their book *Approaches and Methods in Language Teaching* (1986). Chapter III discusses several principles of communicative approach with more extensive explanation on the principle of the use of authentic materials in teaching English. Chapter IV moves the focus from the theory onto the practical ways of how to develop English teaching materials by using communicative principles, particularly in designing language teaching programs using Integrated Skills Approach and authentic materials as strongly proposed by the communicative approach. Chapter V analyses some language teaching methods in terms of their principles, good, and weak points of the methods. The analysis is based on my personal evaluation for having taught those methods in my lecture and it might therefore be a subjective analysis. Finally at the last part of this book, Chapter VI, contains a summary of my thesis when I undertook my master degree at the State University of Makassar in 1997-2000, and I put it under the title: "*Reflecting Experiences...*" because it is fully based on my own experience conducting the research in some senior high schools in South Sulawesi. This chapter is intended to give the readers a picture of the implementation of

communicative approach in the field as being recommended by the 1994 English teaching curriculum.

In writing this book, I am indebted to Jack C. Richards, Theodore S. Rodgers, Diane Larsen-Freeman, and Ag. Bambang Setiyadi whose clear perspectives and insightful writings in their books have inspired me to write this book. I am also particularly most indebted to the Rector of Alauddin State Islamic University of Makassar and the committee of *Gerakan 1000 Buku UIN Alauddin Makassar* whose chance and financial aid have made it possible for me to finish this book.

I would like to devote my very special thank to my beloved parents AGH Drs. Muhammad Ahmad and Hj. Sitti Fatimah (the late) for their sincere prayers for my safety and success, particularly to my beloved mom to whom this book is dedicated to, for her infinite love, sacrifice, dedication, and generosity all the days of my life. I cannot thank you enough for what you have given me in this life. May Allah SWT grants you both His ‘jannah’, amin ya rabbal alamin.

Finally, I must express my great and sincere gratitudes to my beloved husband, H. Jemma, S.Pd., M.Pd., for always giving me support and encouragement, and sharing his experiences in teaching English at schools; as well as to my beloved kids Ahmad Fachryzal Jemma and Asyrifah Ainun Jemma whose love, understanding, and hopes accompanied me all the time.

Makassar, Oktober 2019  
**Penulis**

**Djuwairiah Ahmad**

## TABLE OF CONTENTS

<b>PREFACE</b> .....	<b>iii</b>
<b>TABLE OF CONTENTS</b> .....	<b>v</b>
<b>CHAPTER I. INTRODUCTION</b> .....	<b>1</b>
A. The Nature of Communicative Approach .....	1
B. Why Communicative Approach? ..	6
<b>CHAPTER II. THE BASIC CONCEPTS OF COMMUNICATIVE APPROACH</b>	<b>15</b>
A. Approach .....	19
B. Design .....	20
C. Procedure .....	23
<b>CHAPTER III. PRINCIPLES OF COMMUNICATIVE APPROACH</b>	<b>27</b>
A. Thematic/Topical-Based Principle	36
B. Communicative Principle .....	36
C. Integrated Skills Principle .....	37
D. Meaningful Tasks Principle .....	38
E. Authentic Materials Principle .....	39
<b>CHAPTER IV. DEVELOPING TEACHING MATERIALS BASED ON COMMUNICATIVE PRINCIPLES: SOME EXAMPLES</b>	<b>51</b>
A. Introduction (Example 1) .....	55
B. Introduction (Example 2) .....	65
C. Introduction (Example 3) .....	71
D. Introduction (Example 4) .....	79
E. Introduction (Example 5) .....	88
<b>CHAPTER V. ANALYSING OTHER LANGUAGE TEACHING METHODS: A COMPARISON</b> .....	<b>97</b>
A. Audio-Lingual Method .....	98

B. Community Language Learning (CLL) Method .....	100
C. The Total Physical Response Method .....	101
D. Suggestopedia .....	102
E. The Silent Way Method .....	103
F. The Communicative Approach (Communicative Language Teaching Method) .....	105
<b>CHAPTER VI. REFLECTING EXPERIENCES: THE TEACHERS' PERCEPTIONS AND SOME CONSTRAINTS THE FACED IN APPLYING THE COMMUNICATIVE PRINCIPLES</b> .....	<b>107</b>
A. Background .....	107
B. Research Design and Variables .....	112
C. Operational Definition of Variables .....	112
D. Population and Sample .....	114
E. Data Collection .....	114
F. Data Analysis .....	115
G. The Findings .....	116
H. Discussion .....	141
I. Summary .....	149
J. Conclusion .....	150
K. Suggestion .....	151
<b>REFERENCES</b> .....	<b>153</b>

# CHAPTER I

## INTRODUCTION

### A. *The Nature of Communicative Approach*

**T**he origins of Communicative Language Teaching (CLT) are to be found in the changes in the British language teaching tradition dating from the late 1960s. Until then, Situational Language represented the major British approach to teaching English as a foreign language. In Situational Language Teaching, language was taught by practicing basic structures in meaningful situation-based activities. British applied linguists emphasized another fundamental dimension of language that was inadequately addressed in current approaches to language teaching at that time - the functional and communicative potential of language. They saw the need to focus in language teaching on communicative proficiency rather than on mere mastery of structures.

Another impetus for different approaches to foreign language teaching came from changing educational realities in Europe. With the increasing interdependence of European countries came the need for greater efforts to teach adults the major languages of the European Common Market and the Council of Europe, a regional organization for cultural and educational cooperation. Education was one of the Council of Europe's major areas of activity. It sponsored international conferences on language teaching, published monographs and books about language teaching. The need to articulate and develop alternative methods of language teaching was considered a high priority.

The Communicative Approach emerged in the early 1970s as a result of the work of the Council of Europe experts (Al-Mutawa and Kailani, 1989). However, it can be traced to the work of Chomsky in the 1960s, when he advanced the two notions of 'competence' and 'performance'



as a reaction against the prevalent audio-lingual method and its views. These two concepts were developed later on by Hymes, into a 'communicative competence' which refers to the psychological, cultural and social rules which discipline the use of speech (Hedge, 2000). Hymes, as a sociolinguist, was concerned with the social and cultural knowledge which speakers need in order to understand and use linguistic forms. His view, therefore, encompassed not only knowledge but also ability to put that knowledge into use in communication. Dimensions of communicative competence which are identified in the literature include: linguistic or grammatical competence, sociolinguistic or pragmatic competence, discourse competence, strategic competence (Richards & Rodgers, 1986; and Hedge, 2000), and fluency (Hedge, 2000).

In 1971 a group of experts began to investigate the possibility of developing language courses on a unit-credit system, a system in which learning tasks are broken down into "portions or units, each of which corresponds to a component of a learner's needs and is systematically related to all the other portions" (van Ek and Alexander 1980: 6). The group used studies of the needs of European language learners, and in particular a preliminary document prepared by a British linguist, D. A. Wilkins (1972), which proposed a functional or communicative definition of language that could serve as a basis for developing communicative syllabuses for language teaching. Wilkins's contribution was an analysis of the communicative meanings that a language learner needs to understand and express. Rather than describe the core of language through traditional concepts of grammar and vocabulary, Wilkins attempted to demonstrate the systems of meanings that lay behind the communicative uses of language.

The work of the Council of Europe; the writings of Wilkins, Widdowson, Candlin, Christopher Brumfit, Keith Johnson, and other British applied linguists on the theoretical

basis for a communicative or functional approach to language teaching; the rapid application of these ideas by textbook writers; and the equally rapid acceptance of these new principles by British language teaching specialists, curriculum development centers, and even governments gave prominence nationally and internationally to what came to be referred to as the Communicative Approach, or simply Communicative Language Teaching. (The terms *notional-functional approach* and *functional approach* are also sometimes used.) Although the movement began as a largely British innovation, focusing on alternative conceptions of a syllabus, since the mid-1970s the scope of Communicative Language Teaching has expanded. Both American and British proponents now see it as an approach (and not a method) that aims to (a) make communicative competence the goal of language teaching and (b) develop procedures for the teaching of the four language skills that acknowledge the interdependence of language and communication.

Howatt distinguishes between a "strong" and a "weak" version of Communicative Language Teaching:

There is, in a sense, a 'strong' version of the communicative approach and a 'weak' version. The weak version which has become more or less standard practice in the last ten years, stresses the importance of providing learners with opportunities to use their English for communicative purposes and, characteristically, attempts to integrate such activities into a wider program of language teaching.... The 'strong' version of communicative teaching, on the other hand, advances the claim that language is acquired through communication, so that it is not merely a question of activating an existing but inert knowledge of the language, but of stimulating the development of the language system itself. If the former could be described as 'learning to use' English, the latter entails 'using English to learn it.' (1984: 279)

Finocchiaro and Brumfit (1983) contrast the major distinctive features of the Audiolingual Method and the

Communicative Approach, according to their interpretation.

Communicative Language Teaching is best considered as an approach rather than a method (Richards & Rodgers, 1986). Within methodology a distinction is often made between methods and approaches, in which methods are held to be fixed teaching systems with prescribed techniques and practices, whereas approaches represent language teaching philosophies that can be interpreted and applied in a variety of different ways in the classroom (Rodgers, 2001). The theory of language teaching underlying the Communicative Approach is holistic rather than behavioristic. It starts from a theory of language as communication (Richards & Rogers, 1986) which implies knowledge of the grammatical system as well as performance. In other words, such competence includes both the usage and use of the language (Widdowson, 1984). Unlike the audiolingual method, the Communicative Approach gives priority to the semantic content of language learning. That is, learners learn the grammatical form through meaning not the other way around. Thus, "learning activities are selected according to how well they engage the learner in meaningful and authentic language use (rather than merely mechanical practice of language patterns)" (Richards & Rogers, 1986: 72).

Since the primary aim of the approach is to prepare learners for meaningful communication, errors are tolerated. The range of exercise types and activities compatible with a communicative approach is unlimited. Moreover, it is not assumed in this approach that the teacher is the center of all classroom activities (Al-Mutawa and Kailani, 1989). In other words, the communicative methodology is a learner-centered approach to language learning. This, however, does not lead to the conclusion that there is no role played by the teacher in this approach. To the contrary, a highly competent and imaginative teacher is a major requirement for the successful application of the approach. Therefore, a teacher's and

learner's motivation and positive attitude are crucial for effective teaching and learning.

Basically, any language can be acquired if one develops four basic skills in that language i.e. listening, speaking, reading and writing. Listening and speaking are interactive processes that directly affect each other. Speaking is an expressive language skill in which the speaker uses verbal symbols to communicate, while listening is a receptive language skill, which involves the interpretation of those symbols into meaning. Writing is also expressive language skill in which the writer uses written symbols to communicate, while reading is a receptive language skill which involves the interpretation of those symbols into meaning. Listening and speaking and also reading and writing were viewed as a separate subjects within the school curriculum and usually were taught as a number of discrete skills; however, the 1980s and early 1990s have brought another perceptible. Listening and speaking and also reading and writing are now considered interactive and taught as one communicative process. Interactive process of reading and writing skill, seen in the class, is very less. One can find more interactive process of listening and speaking skill in any type of class. 'Machure M' in his book named as 'Oracy-current trends in Context' (1988) termed this process as 'oracy' means 'oral communication' or 'oral language'. It includes both listening and speaking.

The communicative approach is relative new, as most of the teachers and prescribed texts separate the instruction of listening and speaking. Usually when listening and speaking are separated, specific skills are identified in each area and a sequence of these skills is established. No particular attention is given to the situation, or context, in which a specific skill is to be used, as the focus is on teaching listening and speaking and not on communication. We can develop listening skill by conducting the entire lesson in that language only. We may make use of Audio-Visual aids such as tape-recorder,

gramophone etc. we may make the students to listen to Radio lessons to develop the skill. Moreover we may develop the listening skill by ear-training exercises, by articulation exercises, by mimicry exercises or by exercises in fluency. We may develop the speaking skill by giving picture lessons, by saying and doing exercises, by arranging oral composition, by developing the ideas on the topic within their range, by reproducing telling or completing a story, by dramatization, by arranging talks and discussions, by asking questions. But special attention is not given to the situation or context, in which a specific skill, listening or speaking, is to be used. When specific attention is given on a situation or a context and develop these skills we follow communicative approach.

### **B. *Why Communicative Approach?***

It has been acknowledged that language is potentially a tool for communication in every human activity. English as one of the crucial languages around the world seems to be the most interesting language to study about. Considering this situation, it is needed to figure out the most comfortable way in learning it that can make everyone who wants to know and study it easy to understand it. Moreover, this is the task of linguists, especially to those that have great interest in English, to find it out. Across time, considerable changes have occurred in the field of English teaching both in English as a foreign language, like in Indonesia, or second language, like in Malaysia, and on the teaching of foreign language in general. It also needs to be considered that the major point needed by most learners of English is not only the theoretical or analytical knowledge of it, but also an ability to understand and be understood in English within the context and constraints of distinct language-using circumstances.

The appearance of the recent concept of the communicative approach in language teaching by the term

Communicative Language Teaching (CLT) has brought a new revolution of thoughts and ideas. It has, further, become a challenging task for linguists to understand it in a proper perspective and then convey it to the language learners. In teaching English, some of English teachers have given a great effort to prove that all our past efforts of teaching foreign languages, like English, have been failed only because of our inadequate understanding or rather misunderstanding the notion as well as the function of the languages themselves. They also have the same argument in the perspective that much emphasis on the structure and lexical items has not given desirable results.

Let us take the example from the condition of English teaching in Indonesia. At present and all levels, the teaching of English is either limited to structure or grammar or translation method. The structure and vocabulary are being taught by using a structural syllabus and grammar-translation method when the students are in the primary or secondary levels. Over the years, it is believed that this method would help the English learners arrange correct sentences through the structures learnt. Reach the higher level, these structures are being revised, and a more exposure to it is created with the help of literary text. Through this 'existing' teaching approach, we can find out the fact that the learners of English do not 'learn' English in any real sense, because they often stay in deficient in case of normal communication, whether in spoken or written form. Further, this method only teaches the ability to compose correct sentences. Unfortunately, this ability is not the only one needed by English learners to develop their English, and in fact, we do not communicate only by composing different kinds of sentences, but by using sentences to describe things, record, ask question, etc. Although this method has made the English learners structurally 'competent' and enable them to produce grammatically correct sentences, the real fact is that they are unable to perform a simple communicative task. It means that

they already know the grammar, but lack of the ability to be appropriate, as well as fluent. English in Communicative Language Teaching emphasizes on the communicative competence of learners. Learners are mostly forced to communicate what they really want to do through giving their ideas, thoughts, and feelings. They should be taught how and when these communicative tasks and acts are performed in order they are able to communicate whatever the subjects are. It is because that learning English by using CLT encourage everyone goes beyond the structures and take another account of aspects of communication. Recently, the English learners concern with how to use English, not English usages.

The teaching of English in Indonesian schools has become a perceived and realized need. The perception and realization of this need are based on the nation-wide assumption that good mastery of the language will instrumentally function not only as the key to many doors of development and advancement in sciences and technologies, but also as a medium of building up, strengthening, and maintaining good relations with other countries in the world. As a foreign language, English is taught as a compulsory subject from the first year of Junior High School up to the freshman year of university; a more recent tendency is that the teaching of the language starts at Elementary School as a local content curriculum. The result of the teaching of English in Indonesia, however, has long been considered unsatisfactory or failure.

If we examine the history of language teaching in Indonesia, it has undergone constant change and innovation, particularly in the aspect of curriculum, as well as the method of teaching to be applied in teaching English at schools. Because of dissatisfaction with the structure-oriented 1975 curriculum, the Ministry of Education and Culture of the Republic of Indonesia decided to replace it with the so-called 1984 curriculum, which was based on communicative

approach to language teaching. Since then teachers of English have encountered a serious problem, namely a lack of the knowledge and skills required being able to implement the curriculum.

Realizing this problem, in 1985 the government launched a teacher development program known as PKG project (short for 'Pemantapan Kerja Guru': or *Enforcement of the Work of Teachers*) advocating a communicative approach to language teaching (hereafter labeled the PKG Approach), the aim of which reads:

"To help teachers in Indonesian Junior and Senior High Schools to develop their confidence, personal and professional skills, as well as to devise materials and techniques which promote student-centered, student-active learning in the classroom." (Tomlinson, 1990:25)

However, after attending the program, where they were introduced to the principles of communicative approach, the teachers realized that there were further problems, among which are:

1. The available teaching materials including the package books, the obligatory course books published by the Department of Education, were in fact not in line with the approach advocated;
2. The PKG English Program could not, because of resources acquired, involve all teachers of English at the same time. Teachers would, therefore, have to devise their own materials;
3. Teachers were required to teach structure, reading, vocabulary, conversation, and writing, for which the time allotted was only 4 X 45 minutes per week.

After ten years of operation of the 1984 curriculum, the Department of Education again realized that the curriculum had some weaknesses: (1) the overlap between some subjects, (2) the lack of freedom of teachers to choose their own materials, (3) the lack of time allotted for the English subject, (4) it did not fit the vast progress in science and technology,



and (5) it could not cope with the huge changes in the world: social, political, and economic situations. Those require changes and innovation in language teaching.

Consequently, the government decided to launch another curriculum termed 1994 curriculum, which was officially implemented in the 1994/1995 academic year (commencing July 1994). The 1994 curriculum is based on the same approach as that proposed in the 1984 curriculum. It has merely been given a new label, the 'meaningful approach' (*pendekatan kebermaknaan*), to avoid misunderstanding. This approach suggests that it is not necessary that English only be the medium of instruction in secondary schools in all situations. Rather, instruction could involve a combination of English and Indonesian depending on the specific objective of a particular lesson as well as the condition of the school and students in general.

The 1994 curriculum for English as a foreign language with underlying principles is, however, still understood and implemented comprehensively. The curriculum embodies thematic/topical, integrated, communicative, and meaningful principles. Further, the writer puts forward the principles underlying the communicative and meaningfulness approach based on the GBPP Bahasa Inggris 1994, namely:

1. Language is a means of expressing meaning through grammar and vocabulary. This implies that teachers should not ignore grammar and vocabulary in the classroom interaction, although not explicitly stated in the curriculum.
2. Meanings are determined by both linguistic and situational contexts supported by cross culture understanding. Thus, it is also important for the teachers to know the culture of the native speakers of the target language.
3. Meanings can be conveyed through different expressions and the other way round.

4. Learning a foreign language is learning to communicate orally and in writing. Thus, it is not true to say that communicative and meaningfulness approach neglect any of the four language skills.
5. Students' motivation is the main factor that determines their success.
6. Teaching materials will be more meaningful if related to the students' needs, interest, and their future. Teacher should use authentic materials (which are not written specifically for educational purpose).
7. Students are the subjects of learning-teaching process. Teacher should create situation in which students can practice using the target language.
8. Teacher's roles are as facilitator, organizer, conductor, and motivator.

With reference to the principles underlying the 1994 English curriculum for Senior High School (SMU) and the basic principles underlying the communicative and meaningful approach, it can be seen that there are a number of aspects and basic concepts in teaching English as a foreign language in Indonesia that should be mastered and implemented in teaching English in the classroom. There is a big question whether or not the teachers of English in secondary schools have implemented the recommended 1994 English curriculum and applied the required communicative approach comprehensively in their teaching. Looking back at the history, the 1994 English curriculum has been implemented in Indonesian schools since July 1994. With reading skill as its main objective, the teaching of English is aimed at developing the overall language competence, including listening, speaking, and writing, presented as an integrated package. According to the 1994 curriculum, that is how English is to be taught at both levels of schools-junior and senior high.

Some studies related to this curriculum have been conducted. Although the information is still very limited, it is

worth discussing to get some pictures of what is happening in the field. A national survey on the evaluation of the in-service training program (DIKMENUM, 1995) conducted in fifteen provinces shows that 84% government teachers of English have joined the in-service training activity (PKG/SPKG). This means that they have known the new curriculum. The following study (DIKMENUM, 1996) also reveals that most English teachers have had the PKG/SPKG training. It was admitted by 96% of the teachers that the implementation of PKG/SPKG program has shown positive impacts on their performance. From the interviews and observations, it was found that many teachers have not fully understood the basic principles of the new curriculum.

In order to implement the program well, it is necessary that the teachers have sufficient comprehension of the curriculum. A survey on the implementation of 1994 English curriculum in Senior High Schools in Kodya Malang (Harsono, 1996) reveals that about 30% of the teachers have not understood the basic principles of the curriculum yet. Most teachers did not write the lesson plans themselves. They used the ones developed by the teachers' team in PKG/SPKG programs. In fact, according to the new curriculum, they are supposed to develop the lesson plans, which meet the need of his or her class. In order for the teacher to develop proper lesson plans, it is necessary that she or he be creative. In general, the teachers have positive attitude toward the objectives and the materials of the 1994 English curriculum (Khamidah, 1995). Touching on the curriculum objectives of English instruction, it was admitted by most teachers that the junior and senior high schools are to equip the students with English proficiency and skills for the sake of science and technology (DIKMENUM, 1996). During the interviews, some teachers complained about the lack of facility, including the official package books and the teaching media (Khamidah, 1995). It is a part of the Ministry of Education Project that official package textbooks are distributed to the

students. Unfortunately, this cannot be accomplished in time because the books are still in printing process, except the ones for the first year students. It is true that several textbooks published by the private publishers are available in the bookstores. Some of them are well organized and in line with the current curriculum, but some contain old material having new cover with the statement "based on the 1994 curriculum." A good teacher can choose or select proper materials/books for his or her class based on certain criteria. He or she might see the organization of the book, the sequences and the authenticity of the material.

In Richard and Rodgers's view (1986:7), Communicative Language Teaching or Communicative Approach has a rich theoretical base at the level of language theory. At least four basic assumptions about language are proposed:

1. Language is a system for the expression of meaning.
2. The primary function of language is for interaction and communication.
3. The structure of language reflects its functional and communicative uses.
4. The primary units of language are not merely its grammatical and structural features, but categories of functional and communicative meaning as exemplified in discourse.

The four basic assumptions of language suggest what aspects of the language should be taught, how language should be presented in language class and how language competence should be evaluated. The four assumptions mentioned above seem to derive from a single theory that emphasizes the use of language in daily life for practical reason: communication (Setiyadi, 2006: 147).



## **CHAPTER II**

### **THE BASIC CONCEPTS OF COMMUNICATIVE APPROACH**

**S**ince the mid of the nineteenth century up to now, there have been many methods that are still recognized, such as Grammar Translation Method, Direct Method, Audio-lingual Method, Cognitive Approach, and Communicative Approach. In the following discussion, the communicative approach will be presented briefly. Davis (1989:103) describes the communicative approach as a way of teaching English as a foreign language (EFL) in which the students learn through using the language and have many opportunities to interact with each other and with the teacher. For the same thing, Littlewood (1981:xi) states that the ultimate goal of language teaching is developing the learners' ability to take part in the process of communicating through language. To develop communicative skill, they have to put the language into practice. This theory encourages an emphasis on practice as a way of developing communicative skill. He further says that communicative language teaching pays systematically attention to functional as well as structural aspects of language such as follows:

"One of the most characteristic features of communicative language teaching is that it pays systematic attention to functional as well as structural aspects of language, combining these into a more fully communicative view" (Littlewood, 1981:1)

While Nunan (in Brown, 1994:78) offers five features to characterize CLT:

- 1) An emphasis on learning to communicate through interaction in the target language.
- 2) The introduction of authentic texts into the learning situation.

- 3) The provision of opportunities for learner to focus, not only on language but also on the learning process itself.
- 4) An enhancement of the learner's own personal experiences as important contributing elements to classroom learning.
- 5) An attempt to link classroom language learning with language activation outside the classroom.

In the teaching of communicative English, teacher should realize that integration of the context is important. Johnson and Morrow (1987:69) state as follows:

"In a communicative approach, on the other hand, integration is a means of providing natural context for language use. Sometimes the context will call for speaking, sometimes for writing, sometimes for combination of skills. The skills used depend upon the activities involved and..., as well as individual skills, can be developed into an integrated sequence"

They further state that interaction in the classroom is necessary for a communicative operation, as follows:

"The communicative approach on the other hand, makes sure that interactions which take place in the classroom are replication of, or necessary prerequisites for, a communicative operation." (Johnson and Morrow, 1987: 71)

Communicative approach can be divided into two versions as stated by Howatt (in Richards and Rodgers, 1986: 66):

"There is, in a sense, a 'strong' version of the communicative approach and a 'weak' version which has become more or less standard practice in the last ten years, stresses the importance of providing learners with opportunities to use their English for communicative purposes and, characteristically, attempts to integrate such activities into a wider program of language teaching ... The 'strong' version of communicative teaching, on the

other hand, advances the claim that language is acquired through communication, so that it is not merely a question of activating an existing but inert knowledge of the language, but of stimulating the development of the language system itself. If the former could be described as 'learning to use' English, the latter entails 'using English to learn it'."

With reference to the quotation above, the communicative language teaching in Indonesia belongs to the 'weak version' of communicative approach.

Before discussing so far about the communicative language methodology in terms of approach, design, and procedure, the writer presents definition on methodology, approach, method, and technique defined by Brown (1994: 51) as follows:

- Methodology: The study of pedagogical practice in general (including theoretical underpinning and related research). Whatever considerations are involved in 'how to teach' is methodological.
- Approach: Theoretical positions and beliefs about the nature of language, the nature of language learning, and the applicability of both of pedagogical setting.
- Method: A generalized set of classroom specification for accomplishing linguistic objectives. Methods tend to be primarily concerned with teacher and student roles and behavior and secondarily with such features as linguistic and subject-matter objectives, sequencing, and materials. They are almost always thought as being broadly applicable in a variety of audiences and contexts."

Further, Anthony (in Richards and Rodgers, 1986:15) defines method, approach, and technique as follows:

- The arrangement is hierarchical. The organizational key is that techniques carry out a method, which is consistent with an approach...
- An approach is a set of correlative assumption dealing with the nature of language teaching and learning. An



approach is axiomatic. It describes the nature of subject matter to be taught...

- Method is an overall plan for the orderly presentation of language material, no part of which contradicts, and all of which is based upon the selected approach. An approach is axiomatic, a method is procedural. Within one approach, there can be many methods...
- A technique is implementational--that which actually take place in a classroom. It is a particular trick, stratagem, or contrivance used to accomplish an immediate objective. Techniques must be consistent with a method, and therefore in harmony with an approach as well.

Then a couple of decades later, Richards and Rodgers proposed a reformulation of the concept of method. Anthony's approach, method, and technique were renamed, respectively, with approach, design, and procedure, with super ordinate term to describe this three-step processes now called 'method'. A method, according to Richards and Rodgers (1986:16), is an 'umbrella term' for specification and interrelation of theory and practice. They state that the primary areas needing further clarification are, using Anthony's terms, method and technique. It can be seen that approach and method treated at the level of design, that level in which objectives, syllabus, and context are determined, and in which the roles of teacher, learners, and instructional materials are specified. The implementation phase (the level of technique in Anthony's model) it refers to by the slightly more comprehensive term procedure. Thus, a method is theoretically related to an approach, is organizationally determined by a design, and is practically realized in procedure.

In the following discussion, the communicative approach will be presented briefly in accordance with Richards and Rodgers' model to elaborate the relationship between approach, design, and procedure. By using the framework, we can have a more comprehensive model for the

discussion and analysis of the current communicative language teaching or communicative approach.

## **A. Approach**

### **1. Theory of Language**

The communicative approach in language teaching starts from a theory of language as communication. Hymes firstly introduced it in 1972, which has a close relationship with 'communicative competence' in language. The focus of linguistic theory was to characterize the abilities of the speakers that enable to produce grammatical correct sentence in language, whereas, Hymes considered that linguistic theory needed to be seen as part of more general theory incorporating communication and culture. (Hymes in Brumfit and Johnson, 1979: 8)

Another linguistic theory of communication favored in CLT is Halliday's functional account of language use: "Linguistic...is concerned...with the description of speech acts or texts since only through the study of language in use are all the functions of language, and therefore all components of meaning, brought into focus" (Halliday in Richards & Rodgers, 1986:70). Another theorist frequently cited for his view on the communicative language teaching is Henry Widdowson. In his book 'Teaching Language as Communication' (1985), he presented a view of relationship between linguistic systems and their communicative values in text and discourse.

In connection to communicative language teaching, Richards and Rodgers (1986:71) put forward some of the characteristics of the communicative view of language as follows: (1) language is a system for the expression of meaning, (2) the primary function of language is for interaction and communication, (3) the structure of language reflects its functional and communicative use, (4) the primary units of language are merely its grammatical and structural

features, but categories of functional and communicative meaning as exemplified in discourse.

## **2. Theory of Learning**

There are two principal elements underlying the theory. The first element of real communication in promoting learning (Krashen and other second language acquisition theorists) typically stresses that language learning comes about through using language communicatively, rather than through practicing language skills. A second element is the task principle. The activities should encourage learners' interest in the learning process. Richards and Rodgers (1986:72) put forward the elements of an underlying learning theory that can be discerned in some CLT practices, one such element might be described as the communication principle: activities that involve real communication promote learning. A second element is the tasks principle: activities in which language is used for carrying out meaningful tasks to promote learning (Johnson, 1982). A third element is the meaningfulness principle: language that is meaningful to the learner supports the learning process. Learning activities are consequently selected according to how well they engage the learner in meaningful and authentic language use (rather than rely on mechanical practice of language patterns).

## **B. Design**

### **1. The Objective**

Objective will reflect the needs of the learners, including functional skills and linguistic objectives. The objective of communicative language teaching in upper secondary school in Indonesia as stated in the 1994 English curriculum is: "By the end of the program, the students will have developed English language skills of reading, listening, speaking, and writing in thematic situations in accordance with their developmental levels and interest using 2500 word-level and appropriate structures."

## **2. The Syllabus**

There are at present several proposals and models for what a syllabus might look like in Communicative Language Teaching. Yalden (1983:108-16) describes the major current communicative syllabus types, structural-functional, structures and functions, variable focus, fully functional, fully communicative.

## **3. Activity Types**

Engaging learners in communication involves processes such as information sharing, negotiation of meaning and interaction. Littlewood (1981:22-36) distinguishes between 'functional communication' and 'social interaction activities' as major activity types in CLT. Functional communicative activities include such as tasks as learners comparing sets of pictures and noting similarities and differences; working out a likely sequence of events in a set of pictures; discovering missing features in a map or picture; one learner communicating behind a screen to another learner and giving instruction on how to draw a picture or shape, or how to complete a map, following directions; and solving problems from shared clues. Social interaction activities include conversation and discussion session, dialogue and role plays, simulation, skits, improvisation, and debates.

## **4. Learner Roles**

Learners may have function (roles) as negotiators, interactors, giving as well as taking. Breen and Candlin (in Richards and Rodgers, 1986: 77) describe the learner's role in CLT in the following terms:

"The role of learner as negotiator between the self, the learning-emerges from and interacts with the role of joint negotiator within the group and within the classroom procedures and activities which the group undertakes. The implication for the learner is that he should contribute as much as he gains, and thereby learn in an interdependent way."

## **5. Teacher Roles**

Teacher roles can be as facilitator of the communicative process, participant of tasks and texts, need analyst, counselor, process manager. Littlewood (1981:92) states that the concept of the teacher as instructor is thus inadequate to describe his overall function. In broad sense, he is a facilitator of learning and may need to perform in a variety of specific roles, separately or simultaneously. These include the following:

- As general overseer of his students' learning, he must aim to coordinate the activities so that they form a coherent progression, leading towards greater communicative ability.
- As classroom manager, he is responsible for grouping activities into 'lesson' and for ensuring that these are satisfactorily organized at the practical level. This includes deciding on his own role within each activity.
- In many activities, he may perform the familiar role of language instructor, he will present new language, exercise direct control over the learners' performance, evaluate and correct it, and so on.
- In others, he will not intervene after initiating the proceedings, but will let learning take place through independent activity. These will frequently be communicative activity, but may also be pre-communicative (e.g. the use of pair work)
- While such independent activity is in progress, he may act as consultant or adviser, helping where necessary. He may also move about the classroom in order to monitor the strengths and weaknesses of the learners, as a basis for planning future learning activities.
- He will sometimes wish to participate in an activity as 'co-communicator' with the learners. In this role, he can stimulate and present new language, without taking the main initiative for learning away from the learners themselves.

## **6. The Role of Instructional Material**

A wide variety of materials have been used to support the communicative approach to language teaching, such as text-based, task-based, realia and authentic materials. The primary role of these kinds of materials is to promote the communicative language use.

### ***C. Procedure***

At the level of procedure, we are concerned with how these tasks and activities are integrated into lessons and used as the basis of teaching and learning. There are three dimensions to a method at the level of procedure: (a) the use of teaching activities (drills, dialogues, information gap activities) to present new language and to clarify and demonstrate formal, communicative, or other aspects of the target language; (b) the ways in which particular teaching activities are used for practicing language; and (c) the procedure and technique used in giving feedback to learners concerning the form or content of their utterances or sentences.

In connection to the procedure focuses on the way a method handles the presentation, practice, and feedback phases of teaching, Finocchiaro and Brumfit (in Richards and Rodgers, 1986:27) illustrate how the procedural phases of instruction are handled in what they call a notional-functional approach:

1. Presentation of a brief dialogue or several mini-dialogues.
2. Oral practice of each utterance in the dialogue.
3. Questions and answers based on the topic and situation in the dialogue.
4. Questions and answers related to the student's personal experience but centered on the theme of the dialogue.
5. Study of the basic communicative expressions used in the dialogue or one of the structures that exemplify the function.

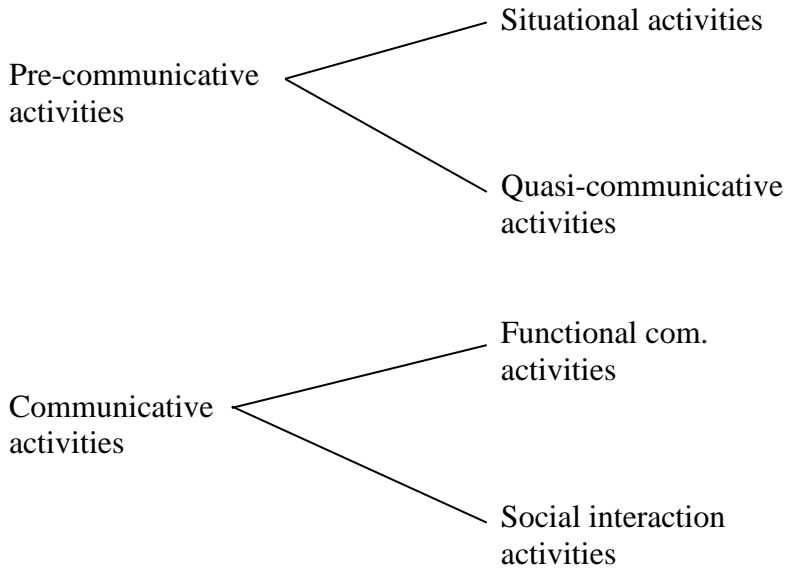
6. Learner discovery of generalization or rules underlying the functional expression of structure.
7. Oral recognition, imperative procedure.
8. Oral production activities, proceeding from guided to freer.

In relation to procedural phases of instruction, Littlewood (1981: 85-86) summarized methodological procedures as follows:

- 1) Through pre-communicative activities, the teacher isolates specific elements of knowledge or skill, which compose communicative ability, and provides the learners with opportunities to practice them separately. The learners are thus being trained in the part-skills of communication rather than practicing the total skill to be acquired.
- 2) In communicative activities, the learner has to activate and integrate his pre-communicative knowledge and skills, in order to use them for communication of meanings. He is therefore now engaged in practicing the total skill of communication.

Further, he distinguishes two subcategories on the degree of importance attached to social as well as functional meaning, that is so called 'functional communication activities'. In this case, the learner is placed in a situation where he must perform a task by communicating as best he can, with whatever resources he has available. The criterion for success is practical: how effectively the task is performed. In 'social interaction activities', on the other hand, the learner is also encouraged to take account of social context in which communication takes place. He is required to go beyond what is necessary for simply 'getting meaning across' in order to develop greater social acceptability in the language he uses. In the first instance, this may simply mean greater grammatical accuracy, later, it may also involve producing speech which is socially appropriate to specific situation and

relationship. The methodological framework is represented diagrammatically as follows:







## **CHAPTER III**

### **PRINCIPLES OF COMMUNICATIVE APPROACH**

**A**lthough no single methodology has been described for the communicative approach, several characteristics are summarized as follow:

**1. Communicative Approach stimulate *real life* communicative experiences.**

Froese V in his book named as ‘Introduction to whole language teaching and learning’ (1991) mentioned this characteristic of communicative approach. Learners should conduct an interview because they actually need information. In role playing process, the purpose is to learn how to formulate appropriate questions. But here, as Froese V noted these activities should not only stimulate real life experiences but, whenever possible, should actually be real life experiences.

**2. The learning task is content-based, theme-based, project-based or some combination of the three.**

Instruction in listening and speaking, as well as reading and writing, is given within the context of handling various learning tasks, which involve learners with language. This learning task is content based according to Early M & Tang M as described in their book named as *Helping ESL students cope with content -based text* (1991), ‘theme-based’ according to Candlin C & Edelhoff C as described in their book *Challenges* (1982) and ‘project based’ according to Fried-Booth D as described in the book ‘*Project Work*’ (1986). Within the context of an interview, questioning skills can be taught. Students need the opportunity to express themselves through a variety of experiences and tasks.

**3. Analysis of language is done in specific contexts.**

Language drills, recitation and isolation grammar exercises are not the ways to acquire any language. Analysis

of language is done in specific contexts. Decontextualized language is not used as a basis for skill instruction.

**4. The focus is not upon listening and speaking but upon using language to communicate and to learn.**

As students use language to learn in various subject areas, it becomes necessary for them to communicate with peers in large and small groups as well as with the teacher. Collaborative talk can occur between peers in quite an informal way or in more formal cooperative learning groups.

**5. Listening and speaking skills as vehicles for learning across all subjects areas.**

Barnes D in his book named as ‘Oral language and learning’ (1990) described that listening and speaking become valuable not only as isolated skills or groups of skills, but as vehicles for learning across all subject areas. Oral communication should be integrated with other areas of instruction.

Little research has been done to indicate how the above characteristics might best be operationalised in the classroom, but some literature does exist on the subject.

1. Fundamentally it is important to establish an appropriate physical and psychological atmosphere in the classroom.

Instructors must be dedicated to the belief that oral communication is an important for learning and be willing to arrange classroom furniture so that talk between students in large and small groups is convenient. The psychological atmosphere should be one in which students feel comfortable and take increasing responsibility for their own learning.

2. Coakley and Wolvin in their book named a ‘Listening in the educational environment’ (1991) have suggested specific ways in which teachers effectively model listening in the classroom. So that they should follow communicative approach. These include the following:

- a. Providing a wait time for students to answer.
  - b. Engaging in attending behaviors such as eye contact and responsive facial expression.
  - c. Giving students undivided attention when they are speaking.
  - d. Providing a supportive climate by being approachable.
  - e. Not interrupting students.
  - f. Withholding Judgments until students have finished speaking and
  - g. Giving prompt and thoughtful responses to students questions.
3. Robinson S. in his book named as ‘Oral language Developing pragmatic skills and communicative competence’ (1988) has suggested that instructors can model the use of various speaking skills within appropriate classroom settings so that they should follow communicative approach. Important conversational skills include turn taking imitation strategies maintenance strategies and termination strategies. Coakley and Wolvin (1991) have viewed one of instructor’s role as that of presenter, and with that role such practices as speaking clearly with adequate volume and engaging listeners by means of appropriate nonverbal behavior can be modeled.
4. Many authors have suggested creative activities for involving students in various kinds of talking experiences. Drama, role-playing, puppetry, debate, formal reporting and small and large group discussions have been covered in language arts text books.
5. There are two types of communicative activities that can be implemented in the class. One controlled communicative activities and the other, free communicative activities. Controlled communicative activities include situations creation, guessing games, information gap exercises, exchange of personal

information etc and free communicative activities include pair work and group work, Eliciting, Role play etc.

6. To follow communicative approach in the class, one should use workouts. Workouts are language learning and language using activities, which enhance the learner's overall acquisition process, providing by the teacher with variety of ways through which to make this process engaging and rewarding. Samples of such workouts are presented here under different categories.
  - a. *Operations/Transformations* enable learners to focus on semantico-grammatical features, which are necessary when aiming at accuracy in language use. All learners require such predictable and controlled workouts at times if their goal is to achieve accuracy in language production an interpretation. For example element of language are added, deleted, substituted, recorded, or combined; alternative language elements are presented so that learners must make a choice.
  - b. *Warm-ups/Relaxes* are motivational workouts, which add an element of enjoyment and personal involvement. They can be used at various points during the session, especially when a relief of tension or a change of pace is called for. For example, games, songs, physical activities, puzzles.
  - c. *Information-Centered Tasks* enable learners to use the language naturally while being fully engrossed in fact gathering activities. For example, share-and-tell in the classroom, gathering information outside the classroom, treasure hunts outside the classroom, interviews with peer and others.
  - d. *Theatre Games* encompass all activity types, which simulate reality within the classroom situation.

These workouts are especially important since they enable the language session to broaden its context beyond the four walls of the classroom. For example, improvisation (creating a scene based on a given setting or situation); role playing (assuming the role of someone else, or playing oneself in a typical situation); play enacting; story telling.

- e. *Mediations/interventions* are workouts, which enable learners to experience bridging information gaps while using the target language. For example, interacting with another or others based on incomplete information; interacting with others to change their opinions; talking one's way out of difficult situation.
- f. *Group Dynamics and Experiential Tasks* are group activities which create opportunity for sharing personal feelings and emotions among learners. For example, small groups or pairs solve problems or discuss issues, which center on topics of personal concern, sharing of self and feelings rather than general subject matter topics external to self.
- g. *Problem-Solving Tasks* involve learners in making decisions about issues while using the target language, enabling them to focus on the features of the activity rather than on language usage. In this type of activity, learners are involved in a 'whole-task' process. For example, small group discussions around topical, political or local issues; posing a concrete problem about which the group must come to a consensus, make recommendations, and arrive a policy statement.
- h. While similarly 'whole-task' focused, workouts which involve transferring and reconstruction information emphasize cognitive uses of language. For example, following a language stimulus, often a

regarding passage: transferring information from text to a graphic display such as a chart; filling in forms; providing language to complete visual display such as a cartoon or photograph; making judgement about people's motives and intentions; putting sentence elements in sequence (the strip story.)

Furthermore, the principles of Communicative Approach described below are based on the views of Johnson & Morrow (1987), Freeman (1986), and Tomlinson (1990).

a. Know what you are doing

The focus of (or part of a lesson) should be the performing of some operation-learning how to do something. Every lesson should end with the learner being able to see clearly that he can do something, which he could not do at the beginning.

b. The whole is not the sum of the parts

Communication cannot easily be analyzed into component features without its nature being destroyed in the process. It is, of course, possible to vary formal features of the way language is used communicatively and these can be studied individually. But the ability to handle these elements in isolation is no indication of ability to communicate. Thus a crucial feature of a communicative method will be that it operates with stretches of language above the sentence level, and operates with real language in real situations.

c. The processes are as important as the forms

A method which aims to develop the ability of students to communicate in a foreign language will aim to replicate as far as possible the processes of communication, so that practice of the forms of the target language can take place within a communicative framework. The three such processes, which are incorporated and likely to be

communicative rather than mechanical are the information, gap, choice, and feedback.

d. To learn it, do it

Education must be ultimately concerned not just with teaching but with learning. One consequence of this is that what happens in the classroom must involve the learner and must be judged in terms of its effect on him. Another, equally important consequence is that learning becomes to a large extent the learner's responsibility. The teacher can help, advise and teach; but only the learner can learn. Only by practicing communicative activities can we learn to communicate.

e. Mistakes are not always mistakes

One of the most frequently voiced criticisms of a communicative to language teaching is that it encourages students to make mistakes, particularly of grammar. There are two factors, which may account for this and they should be viewed differently. The first possibility is that a teacher who believes that 'trivial' mistakes of grammar or pronunciation do not matter may teach the students as long as the student gets his message across. The second is that the students may be forced into activities for which he has not been prepared, and in an effort to deal with them he makes mistakes.

f. The teacher should use English whenever possible in the English lesson in order to help the students to become familiar and comfortable with English; provide the students with exposure to meaningful English; provide a model for natural pronunciation.

g. The teacher should encourage the students to produce English themselves but should not force them to do so. This may be achieved, for example, by creating situations likely to promote communication.



- h. The teacher should try to create a positive rapport with the students and a non-judgmental, non-threatening atmosphere so as to help the students become relaxed and confident learners.
- i. The teacher should expose the students to different varieties, styles and registers of English and should try to make this input as meaningful and comprehensible as possible by: the use of pre-reading/listening activities which activate the students' relevant schema; using realia, visual aids, simulation, drama, etc. to apply the "here and now" principle; the use of materials relevant to the students' own world and interests; the use of "good friends"; using pair and group work to enable students to pool their resources and help each other to understand the input.
- j. The teacher should enable the students to develop their conscious awareness of the semantic and syntactic systems of English by helping them to discover generalization for themselves.
- k. One function can have many different linguistic forms. Since the focus of the course is on real language use, a variety of linguistic forms should be presented together.
- l. Games are important because they have certain features in common with real communication events--there is a purpose to the exchange. In addition, the speaker receives immediate feedback from the listener on whether or not she has successfully communicated. Having students working in small groups maximizes the amount of communicative practice they receive.

While Hymes and Halliday (in Murcia, 1991: 6) state that communicative approach has the following assumptions:

- a. It is assumed that the goal of language teaching is learner ability to communicate in the target language.

- b. It is assumed that the content of a language course will include semantic notions and social functions, not linguistic structures.
- c. Students regularly work in-groups or pairs to transfer (and, if necessary, negotiate) meaning in situations where one person has information that the other(s) lack.
- d. Students often engage in role-play or dramatization to adjust their use of the target language to different social contexts.
- e. Classroom materials and activities are often authentic to reflect real-life situations and demands.
- f. Skills are integrated from the beginning; a given activity might involve reading, speaking, listening, and perhaps writing (this assumes the learners are educated and literate).
- g. The teacher's role is primarily to facilitate communication and only secondarily to correct errors.
- h. The teacher should be able to use the target language fluently and appropriately.

The approach to teaching English in the 1994 curriculum is labeled "meaning-based approach," which is actually not different from the instructional approach labeled "communicative approach" as claimed for the 1984 English curriculum. The term "meaning-based approach" is used instead of "communicative approach" because the latter has been misinterpreted as an approach of teaching English targeted toward the achievement of oral communicative competence only.

Basically, the meaning-based approach to teaching English at the Secondary Schools is based on the principles (a) that language is viewed as an instrument to express meaning which is realized by way of structures and vocabulary, (b) that meaning is determined by linguistic and situational contexts, (c) that learning a language is learning to use the language in communicative activities in the target language (written as well as oral, receptive as well as

productive), (d) that the mastery of the language components is needed to support the mastery of the communicative competence, and (e) that the teaching of the language components can be done whenever necessary.

In this regard, the writer intends to make a study with reference to the communicative approach principles, which labeled the PKG approach as prescribed in the 1994 curriculum such as follows.

#### ***A. Thematic/Topical-Based Principle***

Of the five principles of communicative approach, theme is taken as the focal point of teaching learning interaction. Each theme or topic should be the crystallization of the students' need in the sense that the students realize that they will benefit for their own development and advancement from the topic discussed. This will arouse their intrinsic motivation to be voluntarily engaged in any classroom activities as their interest has been captured by their own realized need. This principle provides the teachers with a list of themes that the teachers are to present, but at the same time it challenges the teachers' creativity to develop the themes in a number of sub-themes/sub-topics. At this point, teachers are required to be creative to make their choices: selecting or making, and developing their materials, then deciding the interaction models.

#### ***B. Communicative Principle***

Communicative principle puts emphasis on learning to communicate through interaction in the target language, employing authentic materials that can provide the students opportunities to focus not only on language, but also on the learning process itself. Communicative principle also emphasizes the enhancement of the students' personal experiences, aiming at linking the classroom language learning with language activation outside the classroom.

Typically, classroom tasks will be the form of group tasks (pair, small group, and class) which promote interaction to foster the language use, namely: (a) games, (b) role-play and simulation, (c) drama, (d) project, (e) interview, (f) brainstorming, (g) information gap, (h) jigsaw, (i) problem solving and decision making, and (j) opinion exchange. (Brown, 1994: 179)

### ***C. Integrated Skills Principle***

Choosing theme as the point of departure allows the integration (harmonious flows of activities) of the language skills: listening, speaking, reading, and writing, which at the same time gives room for language elements: structure, vocabulary, pronunciation, and spelling in the teaching learning processes, which take place in the classroom. The teaching of those language elements are aimed at supporting the development of the four language skills. As it is stated in the 1994 English curriculum: "*Dalam proses belajar mengajar, keempat keterampilan berbahasa pada hakikatnya tidak dapat dipisahkan. Oleh sebab itu, keterampilan berbahasa harus dikembangkan secara terpadu meskipun tekanannya pada keterampilan membaca.*" (Depdikbud, 1994: 3)

The term 'integrated skills' is frequently used as if it were almost synonymous with reinforcement. Viewed in this way, the process of integrating language skills involves linking them together in such a way that what has been learnt and practiced through the exercise of one skill is reinforced and perhaps extended through further language activities which bring one or more of the other skills into use.

Rasyid (1997: 50) defines that Integrated Skills Approach simply means that one activity flows into another in a way which gives variation, prevents boredom, engages interests, promotes interaction, and allows practice and use in one skill to enrich and support the development of another. The activities are linked up or related in such a meaningful way to bring linguistic skills and communicative abilities into

close association with each other in language teaching that reflect the real use of language.

While Byrne (1987: 130-2) points out that integrated skills activities are important because (a) they provide for using language naturally, not just for practicing it; (b) many pair and group work activities call for a variety of skills, sometimes simultaneously, in order to involve all the learners; (c) students seem to learn better when they are engaged in activities which involve more than one skill, because this is what happens in real life: the students talk, read or write in order to get something done.

#### **D. *Meaningful Tasks Principle***

Materials and tasks can be meaningful and practical if (a) they appeal to students' interests, academic goals, and career goals; (b) they contain new material (topic or theme) which is anchored in the students' existing knowledge and background so that the new material gets associated with something they already know; and (c) they put the students in a threshold of success that is the set objectives of the tasks are within their reach, and the students can achieve them by manipulating their existing knowledge and experience to the new situation.

Richards and Rodgers (1986: 72) stated that there are three elements of an underlying learning theory of communicative language teaching, that is communicative principle, task principle, and meaningfulness principle which relate each other. Speaking one of the elements means speaking on a relation subject with other elements. When we present meaningfulness principle, it means that we present meaningful language, meaningful task, and meaningful communication. They address the conditions needed to promote language learning activities.

The learning process can be looked upon as consisting overly of strategies and techniques employed by the learner and, covertly, of conscious and unconscious mental operations.

It means that cognitive processes involved in language learning, such as: attending, discriminating, imitating, memorizing, inferring, forming hypotheses, generalizing, verifying, and planning. It would also be valuable to explore by observation, experiment, or introspection the motivational and effective concomitants of the learning process, for example, persistence, elation, frustration, resistance, humor, and so on. (Stern, 1983: 339)

Ausubel (in Brown, 1994: 18) states that students are good meaningful acquires of language because they associate sounds, words, structures, and discourse elements with what which is relevant and important in their daily quest for knowledge and survival. Language that is meaningful means that we use language for a wide variety of purposes or uses, usually social, so it is natural that we should wish our language-learning activities to be purposeful or useful in a social context, and consequently relevant to our learners as individuals. One way of doing this is to personalize classroom activities so that students are learning about each other, expressing their own ideas and feelings, and generally communicating about things that matter. Students, moreover, particularly more sophisticated adults and teenagers, need to feel that the material from which they are learning has relevance to the real world and at the same time relates positively to aspect of their inner make-up such as age, motivation, level of education, social attitudes, intellectual ability, and level of emotional maturity.

### ***E. Authentic Materials Principle***

The following discussions are focused on the matters of authentic materials as well as their use in the teaching and learning process.

Cunningsworth (1984: 81) stated that authentic materials are materials, which are originally used in real situations and are not designed for use in language teaching. Such materials are used in the classroom to expose the learners to language in real use. Kinds of these materials can be newspaper articles,

brochures, train tickets, letters, advertisements, recordings of the news, airport announcements, etc. Therefore, we can say that materials are authentic if they are designed for purposes other than language teaching.

The problem of authenticity of learning material has come to the fore in recent years. Sometimes English teachers discussing this restrict the term 'authentic' to material actually used in a mother tongue situation; for example, an actual tape recording of a BBC weather forecast, or an actual newspaper advertisement for Kijang cars. Many teachers would probably agree, however, that a course-writer would be producing 'authentic' material if he made up a weather forecast or an advertisement, provided his versions were much like the real thing. But as soon as he started simplifying the language, or regularizing it in some ways, the advocates of authenticity would criticize or reject his material. Extreme followers of this view argue that all language teaching materials, even for beginners, should be authentic as here defined. One way they justify this is by arguing that the learning of a foreign language is in essence the same as the learning of the mother tongue by a young child. In both cases, they say, the learner constructs a system of rules based on his inborn ideas of how language in general works, plus his experience of the language in question. As he learns more, he keeps on revising this system of rules, gradually getting closer to the full language. Each stage of this process is referred to as an 'inter-language'. The child, so it is argued, learns the mother tongue in this way by exposure to the authentic language, and the foreign learner will likewise learn best from authentic language, even if he does not fully understand it at first.

This argument is a dubious one. The young English child does not experience the same range of English as the English adult. Research has shown, for example, how mothers modify their language when talking to their small children. The process of adoption is a two-way one: In addition, there are all the differences between learning the

mother tongue in a natural situation and learning the foreign language in a classroom situation. These differences are not removed simply by adopting authentic material.

Above all, however, the use of authentic materials in the teaching and learning process is strongly recommended in order that what the students learn from those materials will be in accordance with the real life situations. Besides, an English teacher should have broader knowledge of the kinds of EFL materials, their roles and functions as well as their ways to be developed, in regard to authentic materials. These are discussed further in the following.

### **1. Kinds of EFL Materials**

English teaching material is one of the most important factors that has big influence on the achievement of the goal of English teaching. Low (in Nunan, 1991: 209) states that designing appropriate materials is not a science; it is a strange mixture of imagination, insight and analytical reasoning, and this fact must be recognized when materials are assessed. Nevertheless, the selection processes can be greatly facilitated by the use of systematic material evaluation procedures which help ensure that materials are consistent with the needs and interests of the learners they are intended to serve, as well as being in harmony with institutional ideologies on the nature of language and learning.

There may be various reasons for looking closely at materials to see if they are appropriate for the students. Whatever the reasons for considering whether materials are appropriate for the students, the decision that a teacher takes is vital since s/he can take at least some of his/her ideas from the textbook.

Good instructional materials are an important part of the process of institution. They are set out to teach through the process of (1) defining instructional objectives, (2) setting learning tasks or activities to attain the objectives, (3) informing learners of what tasks they have to perform, (4) providing guidance in how to perform tasks, (5) providing practice in performing tasks, (6) providing feedback on performance,



and (7) enhancing retention of the skills the learner acquired through performing tasks.

Materials which are as attractive and user-friendly as possible should be created in response to a perceived need on the part of the users, and not because they are simply available. Even when materials selection meets this simple criterion, there is no guarantee that it is effective. McCall (1984) observes that the fact that materials are selected for use and even receive a positive response from the students is not necessarily proof of the value of those materials.

Richards and Rodgers (1986:25) have pointed out that the role of instructional materials within a functional/communicative methodology might be specified in the following terms:

- a. Materials will focus on the communicative abilities of interpretation, expression, and negotiation.
- b. Materials will focus on understandable, relevant, and interesting exchanges of information rather than on the presentation of grammatical form.
- c. Materials will involve different kinds of texts and different kinds of media, which the learners can use to develop their competence through a variety of different activities and tasks.

Considering the third point above, it is clear that as English teachers, we need to use various materials, media, different activities and tasks which are suitable with the students' needs and interests in order to make the students interested in studying English seriously.

In most, if not all, foreign language teaching situations, EFL materials play a crucial role because they are the main teaching and learning aids. EFL materials can be in the form of textbooks, course notes or handouts, or recordings. EFL teachers, therefore, should have broader knowledge of the kinds of EFL materials, and of selecting and developing materials for their classroom use.

There are various kinds of teaching materials as they are discussed in the following.

**a. *Traditional vs. Communicative Materials***

The term traditional is used here, to describe a type of the material (textbook) rather than mentioned how old the textbook is. These kinds of textbook are still being published. These try to get students to learn a language as a system. Once they have learned the system, it is hoped that they are then equipped to use the language for their own purpose in any way they think fit. The characteristics of the traditional textbooks, which are pointed out by Grant (1987:13), are:

- 1) They tend to emphasize the forms or patterns of language (the grammar) more than the communicative functions of language.
- 2) They tend to focus on reading and writing activities, rather than listening and speaking activities.
- 3) They often make use of a great deal of L1.
- 4) They emphasize the importance of accuracy.
- 5) They tend to focus rather narrowly on a syllabus and examinations.
- 6) They are often attractive to some teachers, because they seem easy to use, and are highly examination-oriented.

The traditional textbooks are still used since they have a great advantage that a teacher can use them without too much difficulty. However, a problem with traditional textbook is also found that students work through them, sometimes for years, and often conscientiously, whereas, they are incapable of using the language.

Communicative textbooks, then, try to overcome the problem found in the traditional textbook by creating opportunities for the students to use the language in the classroom before using in real life. Nowadays, the word communicative has not been strange. Mostly the new textbook claims to be communicative. Communicative textbooks vary quite a lot, but very broadly, they have the following characteristics

- 1) They emphasize the communicative functions of language, not just the forms.

- 2) They try to reflect the students' needs and interests.
- 3) They emphasize skills in using the language, not just the forms of language, and they are therefore activity-based.
- 4) They usually have a good balance among the four language skills, but may emphasize listening and speaking more than a traditional textbook does.
- 5) They tend to be very specific in their definition of aims.
- 6) Both contents and methods reflect the authentic language of everyday life.
- 7) They encourage work in-groups and pairs, and therefore make heavier demands on teachers' organizational abilities.
- 8) They emphasize fluency, not just accuracy.

Grant (1987:14) further states that a communicative activity is any classroom exercise that helps the students to use the language they have learned in the classroom in real life. Some examples of communicative activities are as follows:

- 1) Students listen to authentic language of real-life purposes. For example, the students might listen to a recording of an airport announcement.
- 2) Students talk to each other as they might in real life with an English speaker, for example, to find out something they do not know. We call these information-gap exercises; the idea is to give the students a purpose for communication.
- 3) Students use reading skills such as those needed in finding information, or the main points, from a newspaper article, etc. which they may need to use in real life.
- 4) Students express themselves in writing in realistic situations, and for realistic purposes, for example, writing a postcard to a pen friend, completing an application form, making notes.

#### **b. *Commercial vs. Non-Commercial Materials***

There is a certain amount of controversy associated with the use of commercial materials, particularly course-books. One of the major concerns is that any given course-book will be incapable of catering the diversity of needs, which exists in most language classrooms.

Commercial materials (textbooks) are largely produced in various levels, and available in the market. They can be for general English and English for specific purposes. Non-commercial textbooks are usually produced for exclusive use to meet the curricular objectives. The government as a grant usually provides them.

When selecting commercial materials, it is important to match the materials with the goals and objectives of the program, and to ensure that they are consistent with one's beliefs about the nature of language and learning, as well as with one's learners' attitudes, beliefs and preferences.

Sheldon (in Nunan, 1991:209) provides an extensive checklist of questions, which can aid in the selection of commercial materials. He proposes that materials should be evaluated according to criteria such as their rationale, accessibility, layout and ease of use. A somewhat more accessible list of evaluative questions is provided by Breen and Candlin (1987:14-23). Their checklist invites the teacher to adopt a critical stance toward the materials' aims, appropriateness and utility.

Furthermore, Littlejohn and Windeatt (in Nunan, 1991: 209) suggest that commercial materials can be evaluated from six different perspectives: (a) the general or subject knowledge contained in the materials, (b) views on the nature and acquisition of knowledge, (c) views on the nature of language learning, (d) role relations implicit in materials, (e) opportunities for the development of cognitive abilities, and (f) the values and attitudes inherent in the materials.

### ***c. Teacher-Developed/Adapted/Made Materials***

To cater as many existing needs and to meet the learning objectives in the EFL classroom, teachers are often urged to adapt and develop materials based on the available ones, or make their own. Of course, this is not an easy thing to do. Good teacher-made materials are arguably the best there are: relevant and personalized, answering the needs of the learners in a way no other materials can. The teacher-

developed/adapted/made materials can be in the form of course notes, lesson units, or handouts.

Furthermore, Ur (1996:193) gives some guidelines for teacher-made materials that they should:

- 1) be neat: clean, with level lines of neat writing, clear margins, different components well spaced;
- 2) begin with short and clear instructions (if appropriate, in the learners' mother tongue), usually including an example
- 3) be clear and attractive to look at: have a balanced and varied layout, using underlining and other forms of emphasis to draw attention to significant items; possibly using color and graphic illustration;
- 4) be clearly do-able by the learners on their own;
- 5) (optionally) include a self-check facility.

#### **d. *Authentic vs Non-Authentic Materials***

Authentic texts (either written or spoken) are those which are designed for native speakers: they are real texts designed not for language students, but for the speakers of the language in question. Any English newspaper is composed of what we would call authentic English, and so is an English radio program. An English advertisement is an example of authentic English, so is a chapter from a book on teaching methodology written by Englishman for English-speaking readers. The use of English authentic materials will enable the EFL learners to understand the language as the native speakers of English use it. It is true that understanding EFL texts especially edited for ELT does not guarantee that authentic English materials will be understood. There is an almost unlimited supply of real-world textual materials (authentic materials) which can be used by the creative EFL teachers to meet their classroom needs of materials, e.g. schedules, calendars, advertisements, menus, notes, receipts, coupons, tickets, and the list goes on.

An authentic material for listening subject, however, is very different from reading, where, because the learners can work individually and at their own pace, authentic material

carries fewer risks. In the typical listening situation, care has to be taken to see that learners are not discouraged by excessive difficulties. In general, authentic materials are best used where the learners themselves are likely to appreciate them and accept them in spite of difficulties. One such area is that of pop songs, where the learners are rarely put off by difficulties and hardly ever taken in by the pseudo-product.

A non-authentic text, in language teaching terms, is one that has been written especially for language students. The argument for using authentic materials is derived from the notion, that the most effective way to develop a particular skill is to rehearse that skill in class. Proponents of authentic materials point out that classroom texts and dialogues do not adequately prepare learners for copying with the language they hear and read in the real world outside the classroom. They argue that if we want learners to comprehend aural and written texts in the real world, then the learners need opportunities for engaging in these real-world texts in class. In relation to spoken language, Porter and Roberts (in Nunan, 1989:54) suggest that materials written specifically for English language teaching have the following features which make them different from genuine speech:

- 1) *Intonation*  
Marked by unusually wide and frequent pitch movement
- 2) *Received pronunciation*  
most speakers on British ELT tapes have an RP accent which is different from that which learners will normally hear in Britain
- 3) *Enunciation*  
words are enunciated with excessive precision
- 4) *Structural repetition*  
particular structures/functions recur with obtrusive frequency
- 5) *Complete sentences*  
sentences are short and well-formed
- 6) *Distinct turn-taking*  
one speaker waits until the other has finished

- 7) *Pace*  
this is typically slow
- 8) *Quantity*  
speakers generally say about the same amount
- 9) *Attention signals*  
these 'uhuh's' and 'mm's' are generally missing
- 10) *Formality*  
materials are biased toward standardized language;  
swearing and slang are rare
- 11) *Limited vocabulary*  
few references to specific, real-world entities and events
- 12) *Too much information*  
generally more explicit reference to people, objects and  
experiences than in real language
- 13) *Mutilation*  
texts rarely marred by outside noise

## **2. The Roles and Functions of EFL Materials**

In general, EFL materials have twin functions: (1) EFL materials offer information and data about English, the social context and culture within which communication takes place and derives much of its meaning and value. In this sense, EFL materials need to be authentic in terms of communication and to the world outside the classroom; (2) EFL materials promote learning. They fulfil this in the way they offer activities and tasks which challenge the competence of the learners. In this sense, the EFL materials should be: (a) based on the students' needs and world, (b) challenging that is having the right level of difficulty and within the students' reach (in terms of the students' knowledge and experience), (c) reflecting the real life use of the language (authentic), (d) highly interesting, (e) novel, meaningful, useful, and (f) introducing both spoken and written standard form.

For specific purposes, EFL material functions (1) to teach English to students of non-English department, e.g. job seekers, professionals (engineer, technicians, pilots, doctors, tourism practitioners, etc); (2) to teach English on a special

subject, not about the subject; (3) to teach certain forms used in the special subject.

Most, if not all, EFL teachers use a textbook or course book. Some may use one textbook only and follow every step in the textbook slavishly; others may use several different books, adapting them where necessary and supplementing them with their own materials. Thus, according to Rasyid (1992b:2-3), EFL materials (textbooks) may serve different function to the teachers, depending upon how the teachers treat them.

**a. *The textbook as a master***

Wright (1987:96) states that if a teacher teaches 'through' the materials, problems may occur with a textbook as the master: (a) the learning objectives are the textbook's, (b) there is little room for improvisation, and (c) teacher and learner roles may well be predetermined and contrary to expectations.

**b. *The textbook as a servant***

If the teacher, as Wright further states, teaches 'with' the materials, with a textbook as servant, then he is freer to improvise and adapt the course of lessons to the needs of the learners. Teachers and learners can also generate new content from within and from outside the materials, and concentrate on interpersonal relationships in the class.

**c. *The textbook as an end***

If the teacher teaches 'through' materials, starting from the first unit to the next, and believes that the goals set in the textbook are the things that the students have to learn, the textbook becomes an end. The teacher will then feel relieved, and think that his task is over if he has taught through the textbook.

**d. *The textbook as resources***

The materials in the English textbooks usually offer information and data about English and in particular about the social context and the culture within which communication takes place and drives much of its meaning and value. The textbooks can fulfill this if they contain authentic materials.



**e. *The textbook as teaching aids***

The materials in the textbook may have a role to promote learning and language learning in particular. The textbook fulfils this role in the way the materials offer activities, tasks, and exercises which challenge the competence of the learners.

**f. *The textbook as the syllabus***

A textbook may be written following the order of syllabus items of a particular course. Many English textbooks for secondary schools in Indonesia, for example, in the same order of the national syllabus items (structural syllabus). On the one hand the textbooks relieve the secondary school teachers of English from the pressure of having to think of materials for every class. On the other hand, the teachers might slavishly follow the prescribed procedures in the textbook which involve a rigid sequence that is the same format from one unit to the next. This is of course not motivating, as it leaves no room for variation.

**3. For EFL Learners:**

**g. *The textbook as a self-tutor***

An English textbook may function as a self-tutor to students. For Example, most course materials for the Open University are designed in such a way that the students can learn the materials and assess themselves.

**h. *The textbook as the learning aids***

The learners learn through the materials for the EFL textbook, starting from the first unit to the next, under or without the teacher's instruction. They were told to learn by all means the contents of the textbook, hoping to have a good achievement at the end.

**CHAPTER IV**  
**DEVELOPING TEACHING MATERIALS**  
**BASED ON COMMUNICATIVE PRINCIPLES:**  
**SOME EXAMPLES**

**D**eveloping material is certainly a complex and skilled task, and not an easy thing to do. It needs thorough background knowledge of basic concepts and principles underlying the development. When we start to develop materials, we need to be creative, imaginative, resourceful, organized, and patient. This is where a teacher's experience in teaching the course is very useful.

The material itself is an important component within the curriculum, and is often the most real and 'visible' component of pedagogy. Nunan (in Hidalgo et. al., 1995:173) identifies some principles of designing and developing materials such as follow:

1) *Materials should be clearly linked to the curriculum they serve.*

This principle was carried out in all the phases of the curriculum cycle; before, during, and after the writing of the materials. These phases are:

- a) curriculum planning in the form of an assessment and analysis of the needs of the target clientele followed by the formulation of syllabus objectives;
- b) the actual writing of the materials based on the syllabus intended for pre-med students who tried out the materials themselves;
- c) the curriculum evaluation which was carried out by asking the teachers concerned to give their feedback, i.e. comments and suggestions for the materials. Because of this feedback, the book was revised.

2) *Materials should be authentic in terms of text and task.*

Authenticity has two types: (a) authenticity of the texts, which are used as the basis for materials development, and (b) authenticity of the tasks which learners perform concerning the texts. Texts and tasks are authentic if they were designed for purposes other than language teaching. An example of an authentic text is one taken from a magazine, and an authentic task would be one which people perform on their jobs.

3) *Materials should simulate interaction.*

Student-student interaction promotes language learning in several ways, including:

- a) providing greater opportunity for students to use language
- b) creating a less stressful environment for language use;
- c) allowing students to use a greater range of language functions;
- d) encouraging students to help one another;
- e) increasing motivation to learn.

4) *Materials should allow learners to focus on formal aspects of the language.*

A focus in part of each unit on grammatical structures relevant to the initial teacher's input, either spoken or written, enables the learners to improve their spoken and written English in the context of an overall emphasis on meaning.

5) *Materials should encourage learners to develop learning skills, and skills in learning.*

We need to help students to learn how to learn on their own, outside the classroom and after their years as students. There are five essential aims of instruction, which helps students acquire learning skills:

- a) "to provide learners with efficient learning strategies
- b) to assist learners to identify their own preferred ways of learning
- c) to develop skills needed to negotiate the curriculum
- d) to encourage learners to set their own objectives

e) to develop learners' skills in self-evaluation."

- 6) *Materials should encourage learners to apply their developing language skills to the world beyond the classroom.*

Students need to be very clear about how what they do in the language classroom applies to their language needs outside the classroom. Examples of this in the materials are the input data found in all the chapters, accompanied by tasks, which enable the students to apply their linguistic ability to the outside world. Another means of enhancing this ability is by authentic materials.

The knowledge of material development is very important to be possessed by people who are involved in the teaching area. According to Graves (1996:1), one of many ways in developing the teaching materials is through the teachers own experiences as well as from the experiences and theories of others. She further states that course development is a grounded process because it is about a specific course in a given time and place with a given set of people. It is not an orderly sequence of events but rather a complex, unpredictable, and individual process. The teacher herself is the most important variable in the process. A teacher develops a material in ways that reflect her experience and the values and priorities that are products of her experience as well as the prevailing wisdom around her.

While Graves (1996:13) states that there are several components of course, development processes, which should be taken into account, namely:

- a) Needs assessment: what are my students' needs? How can I assess them so that I can address them?
- b) Determining goals and objectives: What are the purposes and intended outcomes of the course? What will my students need to do or learn to achieve these goals?
- c) Conceptualizing content: What will be the backbone of what I teach? What will I include in my syllabus?

- d) Selecting and developing materials and activities: How and with what will I teach the course? What is my role? What are my students' roles?
- e) Organization of content and activities: How will I organize the content and activities? What systems will I develop?
- f) Evaluation: How will I assess what students have learned? How will I assess the effectiveness of the course?
- g) Consideration of resources and constraints: What are the givens of my situation?

Furthermore, Saukah (1996: 2) points out those procedures for developing the materials into actual instructional materials may have the following steps:

- a) Determine the instructional objectives to be achieved in a unit of time.
- b) Determine the theme appropriate for the level and the term of the year.
- c) Select one of the possible topics under the theme in the list.
- d) Determine the appropriate topic to be selected in accordance with the needs of the students.
- e) Determine the kinds of communicative activities that can be developed under the selected topic based on the objectives to be achieved in a particular unit of instruction.
- f) Determine the communicative functions, the grammatical structures, and the vocabulary items necessary for the communicative activities that happen in accordance with the students' level of development.
- g) Determine the appropriate texts for the communicative activities and the instructional objectives to be achieved.
- h) The appropriate texts should be taken or adapted from authentic materials.

From several opinions above, the writer takes a conclusion that before conducting the material development, we have to take into consideration of some points such as follows:

- a) we have to consult the syllabus, identify the theme, sub-theme, and the objectives. Then, we select some resources related to the theme, which are in the forms of authentic materials;

- b) the material should suit the students' needs and interest;
- c) the material should be workable (for the students), and teachable (for the teacher);
- d) the material should be relevant to the students' level and their real world;
- e) the material should suit to be developed for the language skills or language elements.

### **A. Introduction (Example 1)**

Developing of teaching materials here is based on the Richards and Rodgers' point of view (1986:28). They framed the teaching method into three kinds of elements and some sub-elements. The elaboration of the teaching method using the integrated skills approach (ISA) is under that framework. Those elements and sub-elements are:

#### **1. Approach**

Approach refers to the theories about the nature of language and language learning, which serve as the source of practices and principles in language teaching.

##### **a. Theory of Language**

Language consists of skills –listening, speaking, reading, and writing, which can be developed through integrated materials and activities based on the learner's strengths and weaknesses.

##### **b. Theory of Learning**

Activities in language learning involve learners' different strengths and weaknesses in terms of their perceptual modalities. Learners will learn better if they are taught in a way that comforts their perceptual modality preferences (visual, auditory, or either combination of them).

#### **2. Design**

Design is the level of method analysis in which the objectives, syllabus, types of learning and teaching activities,

learner roles, teacher roles, and the role of the instructional materials become the major consideration.

**a. Objectives**

The objectives are formulated in terms of proficiency levels covering the four skills that the students are expected to achieve at the given time to fulfill the need of real life communication.

**b. Syllabus**

The syllabus emerges from the interaction between the students' topically expressed communicative intentions and the teachers' reformulations of these into suitable target language utterances.

**c. Types of Learning and Teaching Activities**

The types of activities vary in the mode of presentation, depending upon the students' perceptual modality preferences (visual or auditory).

**d. Learner Roles**

Learner may play various kinds of roles in the classroom depending upon the types of the tasks or activities, the degree of control the students have over the content of learning, the patterns of students groupings adopted, and the degree to which students influence the learning of others. The learners' roles can be a processor, an initiator, an introducer, a role-player, a discussion participant, an informant, information gap filler, an information seeker, etc.

**e. Teacher Roles**

The roles of teacher may vary to play in the classroom. His managerial and investigating roles are as equally important as his instructional roles. The teacher will play some kinds of roles, such as: an instructor, a facilitator, an assessor, a consultant, an advisor, a monitor and corrector, or a co-communicator.

All these roles are parts of the 'resource person' role that a teacher should improve all the time.

**f. The Role of the Instructional Materials**

The materials should have twin aims: On the one hand the instructional materials should offer information and data about the language being studied, and in particular about the social context and culture within which communication takes place and derives much of its meaning and value. In this sense, the materials should be authentic in terms of communication and to the world outside the classroom at the same time; the materials have a role to promote learning and language learning in particular.

**3. Procedure**

At the procedure level, the tasks and activities are integrated into lesson and used as the basis for teaching and learning. The stages to go through are presentation, practice to production, and feedback.

**a. Presentation Stage**

This presentation is the stage where the teacher introduces meaning and uses in some contexts either provided by the materials the class is using, or created by the teacher. The students listen or read to try to understand. The presentation may be executed in different models: visual presentation, oral presentation, or the combination of the two.

**b. Practice to Production Stage**

At this stage, the students do most of the talking, urged by the communicative tasks or activities, which are within the students' control of information. Here, students learn how to use the language rather than how to analyze it. They will do this best if they themselves practice the language they need.

**c. Feedback Stage**

This stage provides the students with information about how successful their performance has been. The success is determined by the focus or purpose of a task or an activity. Success is in terms of being able to communicate the message in the target language and in terms of being able to produce correct linguistic forms to convey the message.



The methodology of the teaching English using integrated skills approach allows the use of all four-language skills (listening, speaking, reading, and writing) to present and practice language forms and functions. Practice in one skill supports the development of other skills. This part presents the methodology of the teaching English by implementing this approach. The main focus here is the procedures of the teaching method. These procedures go through the stages of presentation, practice to production, and feedback.

### **1. The Teaching Program**

- a. Theme : Computers
- b. Sub-theme : Purchasing Compute
- c. Level : The students of Junior High School
- d. Time : 2 x 45 minutes (90 minutes)
- e. Objectives :
  - 1) Students are able to express the way to find out information about computer sale stated on the newspaper's ad.
  - 2) Students are able to express a phone appointment with the ad's owner.
  - 3) Students are able to make a bargain about the computer price.
  - 4) Student are able to write a receipt of purchased computer.
- f. Materials : Advertisement about computer (an authentic material taken from USA TODAY, Tuesday, February 2, 1999, p.11)

### **2. The Teaching-Learning Procedures**

#### **a. Presentation**

This is a computer advertisement from "USA TODAY (Tuesday, February 2, 1999, p.11)." Before you read, find the possible answers for the questions below:

- 1) Why do people want to buy a computer?
- 2) Do you agree that computer is one of our basic needs today?
- 3) Mention some jobs where the computers are very needed to be used!

**b. Practice to Production**

**Task 1:** Observe the computer ad below. Make sure that you understand the content then answer the questions:

- 1) What are the characteristics of the computer?
- 2) How is the price?
- 3) How can you find the ad residence?



**Task 2:** Your teacher will demonstrate this dialog. Pay attention to your teacher then practice it with your classmate. You play for the student's role and your friend for Mr. Rahmat's role. Do this in turn.

A student, Herman, is going to buy a computer. He is reading an advertisement stated in the foreign newspaper. His father, Mr. Rahmat, is sitting close to him. Herman is telling his father about the ad. They decide to call the ad's phone number.

Herman : Look here, there is a computer ad on this newspaper.

Mr. Rahmat : What are the characters of the computer?

Herman : It is 96 MB Ram and Windows 98. This kind of computer that I want to have.

- Mr. Rahmat : How is the price?  
Herman : There isn't the price written on the ad instead the phone number.  
Mr. Rahmat : Well, we should know the price. Why don't you call the number?

**Task 3:** In this task, you are going to practice a phone conversation as the next phase of your previous task. Your teacher will demonstrate first. Do this in turn of the roles with one or two, or more of your classmates. You can walk around the class.

- Herman : Hallo, is that (619) 908-5296?  
A man : Yes, who's speaking?  
Herman : This is Herman speaking. I am interested in your ad on USA TODAY, Tuesday, February 2, 1999, but I still need information about the price. Can you tell me right now?  
A man : It's two hundred dollars.  
Herman : Well, I'm very pleased if I can come and see the computer.  
A man : You can come any time you like. Just let me know.  
Herman : Can we possibly come tomorrow morning?  
A man : Sure, with all my pleasure.

**Task 4:** Practice this dialog. Your teacher will demonstrate first. Do it in turn of these roles as the Task 3 above. Herman and his father are now at the ad's residence. They are in the computers' showroom.

- Herman : The computer is Asus production.  
Mr. Rahmat : Yes, and the monitor is the product of Samsung, but.... the price is still expensive for us. Can we make a bargain?  
A man : That's a fixed price.  
Mr. Rahmat : Well, we can have it then.  
A man : Thank you.

**Task 5:** Form a group of three and discuss the activities that you have done before, then complete the sale receipt below based on your discussion!

<b>No: 01501029</b>	
<b>Received money from</b>	: .....
<b>Total</b>	: .....
<b>For</b>	: .....
	.....
	....., .....
	.....
<b>\$:</b>	..... -----

**c. Feedback**

**Task 6:** You have bought a set of computer. Tell your friends about the computer by using your own words/sentences. You can give information about:

- a. The way you get it.
- b. The characteristics of the computer.
- c. The price.

**3. The Analysis of the Teaching Procedures**

**a. Presentation (10 minutes)**

This presentation is executed in oral presentation model. The focus is speaking skill with individual interaction model. First, teacher introduces the theme/sub-theme and the objectives of the lesson. Since the theme is computers, the teacher asks students some questions related to the theme. The objectives of this activity are:

- 1) as an introduction for entering the material;
- 2) to arouse the students' interest to the topic;
- 3) to open the students' mind for the topic to be learnt;

Then, the teacher distributes the copy of the computers advertisement to the students and asks them to read it.

**b. Practice to Production (70 minutes)**

**1) Task One:**

Language skill : Reading  
Interaction : Individual  
Time : 10 minutes

The activity on this phase is reading advertisement. Students read the ad individually. The objective of this activity is to develop the skill of reading carefully for detailed information.

**2) Task Two:**

Language skill : Speaking  
Interaction : Pairs/Role play  
Time : 15 minutes

After reading the ad, students are prepared for role play activity. They are formed into pairs. One student acts as a child/student who needs a computer for his/her study in advance, and the other acts as a father who is going to buy a computer for his child. Before the students demonstrate the dialog, the teacher demonstrates first by himself/herself. In one side, the teacher roles as the child and the other side he/she acts as the father (*teacher-teacher demonstration*). When the students seem well appreciate, the teacher invites one of the smart students in the class to demonstrate the dialog with him/her. The student's role is a child and the teacher is a father (*student-teacher demonstration*). The last demonstration is where the student performs the dialog with one of his/her friends. First, they just do it in their desk then demonstrate it in front of the class.

The objective of this activity is to enable the students to express the way of finding out information about computer sale stated on the newspaper's advertisement.

**3) Task Three:**

Language skill : Speaking  
Interaction : Interpersonal/Role play  
Time : 15 minutes

This activity is the next step of the previous one. After finding out the information needed from the advertisement, he/she is going to call the ad's owner for more confirmation and it is done, of course, by his father agreement. The information needed is the price since it is not stated on the ad.

Teacher gives a model of how to do the phone conversation then demonstrates the dialog by acting two different roles of people at that time, namely Herman and a man in the ad's residence. After giving this model, the teacher asks students to practice the dialog with their friends and they are free to interact with other students they feel like interacting with.

By doing this activity, students are hoped to be able to express a phone appointment.

#### **4) Task Four:**

Language skill : Speaking

Interaction : Interpersonal/Role play

Time : 10 minutes

The most possible one to be done after making an appointment is to fulfill it. That is why this activity is really important to be done. The procedure of this practice is the same as the previous phases. The interaction model here is also for interpersonal activity where the students are free to interact with other students they feel like interacting with.

This activity is aimed at enabling the students to make a bargain about the computer price.

#### **5) Task Five:**

Language skill : Writing

Interaction : Group

Time : 15 minutes

The activity on this phase is writing a computer purchasing receipt. Teacher asks students to form groups of three and gives a bit explanation of how to do this task. Students, then, discuss the activities, which they have done before to complete the receipt form. So they complete the receipt based on their discussion. The

objective of this activity is to give students experience on writing a computer purchasing receipt.

**c. Feedback (15 minutes)**

**6) Task Six:**

Language skill : Speaking  
 Interaction : Individual  
 Time : 15 minutes

Since it provides the students with information about how successful their performance has been, the activity in this stage will cover the sense of their performance on those production activities. Here, teacher asks students to tell their friends about the computer that they have bought. They can give information about the way they get it, the characteristics, and the price. The better they can perform this activity, the more success they are in term of being able to convey the message in the target language, particularly for the computer topic.

**4. Conclusion**

The integrated skills approach (ISA) is a means of providing natural context for language use where the language skills are introduced and established naturally or as natural as possible within a classroom context. For this assumption, the materials chosen here are everyday life situation-based. Language skills are developed through these materials by applying a basic methodological model, namely presentation, practice to production, and feedback. This methodological model is actually the same as the three-phase activity model: pre-activity, whilst-activity, and post-activity. The pre-activity is an attempt to link the students' relevant mental maps with subject matters, ideas, concepts or notions they are about to deal with in the main activity; the whilst-activity helps learners to develop communicative competence as a goal of the language classroom; and the post-activity is a phase where learners do a follow up activity or task related to

written or spoken language as input providers they have been exposed to in the whilst-activity.

Through this method (presentation, production to practice, and feedback), the series of activities in this paper (Task 1 until Task 6) are sequenced and related through the topic (Purchasing Computer). The important feature of the sequences is the interlocking nature of the activities. The students' interaction is managed into four models: individual, pairs, interpersonal, and group. Each task is developed from those that have come before and prepared for those that are to follow. The skills are thus not practiced in isolation but in closely interweave series of tasks that mutually reinforce and build on each other.

### **B. *Introduction (Example 2)***

One of the main purposes in teaching English is to make the students to use the language appropriately. Language users have a number of different abilities. They will be able to speak on the telephone, write letters, listen to the radio, or read books. In other words they possess the four basic language skills of speaking, writing, listening, and reading. Speaking and writing involve language production those are called productive skills. On the other hand, listening and reading involve receiving messages those are called receptive skills.

Very often of course, language users employ a combination of skills at the same time. Speaking and listening usually happen simultaneously and people may well read and write at the same time when they make notes or write something based on what they are reading. It is impossible to speak in a conversation if we do not listen as well, and people seldom write without reading. Someone who listens to a teacher may take notes and then write a report of the teacher. Another case would be that of a person who reads about a concert or play in the paper and invites a friend to go to it.



Beside the four language skills, there are language elements that should be learnt which are called structure. In communicate language we have to know which the language is grammatically and which is ungrammatically. If you ask the average speakers of a language what they know about grammar they may remember the odd lesson from school, but beyond that they will say that they have forgotten what grammar they once knew. This is the reason to incorporate language forms (structure) in teaching language skills through integrated skills approach.

Integrated skills approach simply means that one activity flows into another in a way which gives variation, prevents boredom, engages interests, promotes interaction, and allows practice and use in one skills to enrich and support the development of another.

In these cases and in many more, the same experience or topic leads to the use of many different skills, and in the teaching we will try to reflect this. Where student practice reading we will use that the reading as the basis for practicing other skills. Even in incorporating the structure, when the student learns structure we will use that the structure as the basis for practicing other skills. Students involved in an oral activity will have to do some writing or listening, or reading in order to accomplish the task, which the activity asks them to perform. Students will be asked to write, listen, read, but on the basis of structure.

The following procedures elaborate the tasks and activities by integrating them into lesson and used as the basis for teaching and learning. The tasks and activities are for the students of Junior High School level.

### **1. The Teaching Program**

- |                |                                |
|----------------|--------------------------------|
| a. Theme       | : Human Body                   |
| b. Sub – Theme | : Parts of the body            |
| c. Level       | : Second year students of SLTP |
| d. Time        | : 2 x 45 minutes               |

- e. Objectives : The students are expected to be able to:
- 1) Identify the words, which are related to the topic.
  - 2) Pronounce the words
  - 3) Use those words in the sentences

## **2. The Teaching Procedures**

Phases in teaching vocabulary:

### **a. Presentation Stage (10 minutes)**

Starting point : Speaking

- 1) Teacher tells the topic of the lesson.
- 2) Teacher asks some questions orally to arouse the student's interest to the topic.

### **b. Practice to Production Stage (65 minutes)**

- 1) Students write down the parts of human body based on the given picture.
- 2) Students classify human body into two main parts: head and body.
- 3) Students pronounce the words of the parts of human body.
- 4) Students complete sentences using the given words.
- 5) Students ask and answer in pair about the health that related to the parts of human body.

### **c. Feedback Stage**

Games (15 minutes): *Simon says*

Teacher asks students to stand up. Teacher asks students to touch their body according to the teacher's instruction, while teacher touches another part of the body. Students who are wrong in doing it will be punished.

## **3. The Teaching Materials**

### **a. Presentation**

Answer the question below orally! (10 minutes)

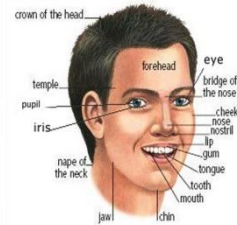
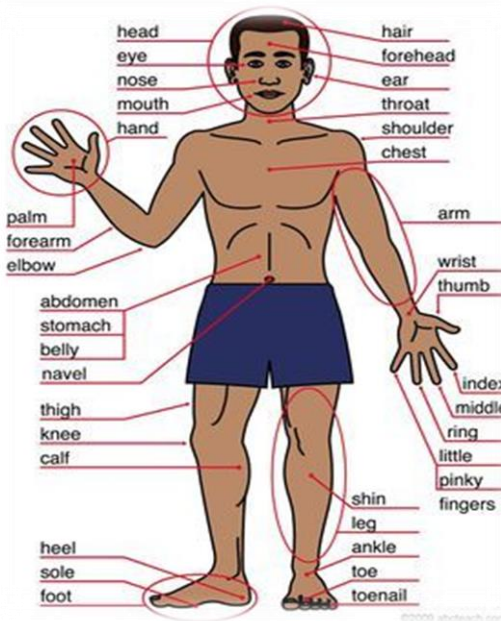
- 1) Can you write completely without hand?
- 2) Can you walk completely without foot?
- 3) Can you see completely without eye?

- 4) Can people hear completely without ear?
- 5) Can people eat without mouth?
- 6) Why do you use glasses?

**b. Practice to Production**

**Task 1: (15 minutes)**

Observe the picture below and write down the names of parts of human body.



**Task 2: (10 minutes)**

Classify the parts of human body into two parts, the head and the body.

**a) The Head:**

- |          |           |
|----------|-----------|
| 1) ..... | 6) .....  |
| 2) ..... | 7) .....  |
| 3) ..... | 8) .....  |
| 4) ..... | 9) .....  |
| 5) ..... | 10) ..... |

**b) The Body:**

- |          |           |
|----------|-----------|
| 1) ..... | 6) .....  |
| 2) ..... | 7) .....  |
| 3) ..... | 8) .....  |
| 4) ..... | 9) .....  |
| 5) ..... | 10) ..... |

**Task 3: (10 minutes)**

Your teacher will pronounce the words above. Listen carefully and repeat after your teacher.

**Task 4: (15 minutes)**

Complete the sentences below based on the given vocabulary!

Foot	face	eye	tooth
tongue	ears	hand	hair

- 1) Since his home is close to school, Rudi goes there on . . . . . everyday.
- 2) Asep cannot see anything although he has . . . . .
- 3) He has broken one of his ....., so he cannot hold anything.
- 4) The dentist writes a prescription for her . . . . . ache.
- 5) Ani has . . . . . but she is not able to hear anything.
- 6) Your . . . . . is long. Why don't you go to the barbershop?
- 7) What a beautiful her . . . . . is.
- 8) Keep your . . . . . Don't tell others bad.

**Task 5: (15 minutes)**

Ask your friend to express "how do they care the part of the human body's health"

*Example:*

A : How do you care your teeth health?

B : I brush my teeth every twice a day.

- 1) hand
- 2) face

- 3) foot
- 4) body
- 5) hair

**c. Feed Back**

Games (15 minutes) : Simon says

- 1) Simon says touch your . . . . .
- 2) Simon says touch your . . . . .
- 3) Simon says touch your . . . . .
- 4) Simon says touch your . . . . .
- 5) Simon says touch your . . . . .

**4. The Analysis of the Teaching Procedures**

This part will give comments on the teaching phases presented on the previous part (The Teaching Phases).

**a. Presentation**

In this phase, teacher introduces the theme/sub-theme and the objectives of the lesson. Some questions are given to the students. The aims of this activity are:

- 1) to arouse the student interest to the topic.
- 2) to open the students' mind for the topic to be learnt.

**b. Practice to Production**

This phase provides students to do some activities. Here, students learn how to use the language rather than to analyze it. The activities are formulated into several tasks.

**Task 1:** Students write down the parts of human body based on the given picture. This activity is intended to make students interest in writing the parts of human body.

**Task 2:** Students classify human body into two main parts: head and body. This step is to make students see the parts of the body easily (head and body) and they can recognize one by one.

**Task 3:** Students pronounce the words of the parts of human body. It is aimed to make the students have good pronunciation on the given words.

**Task 4:** Students complete sentences using the given words. This activity is to make students practice in using the words in the sentence, after practicing to pronounce the words.

**Task 5:** Students ask and answer in pair about the health that related to the parts of human body. This step is to improve the students' performance in conversation. It is done with their own friends to make the students easy in communicate their idea. The more they speak, the higher ability in conveying their ideas they have.

**c. Feedback**

Giving the game in closing the subject is to change the negative attitude to the language and to show it that language is not difficult to be learnt but it is enjoyable.

**5. Conclusion**

As in Psychology of learning, there are three condition of learning; 1) simple conditioning or contiguity emphasized that response appear by giving stimulus. This condition appears in introduction; 2) Practice as a external condition and reinforcement; 3) Feedback that emphasized informational aspect (known of result).

**C. Introduction (Example 3)**

One of important tasks for the English teachers to be possessed is the knowledge of how to develop instructional materials. It is certainly a complex and skilled task, and not an easy job to do. The teachers need a thorough background knowledge of basic concepts and principles underlying the development. When they start to develop materials, they need to be creative, imaginative, resourceful, organized, and patient. This is where a teacher's experience in teaching the course is very useful.

According to Graves (1996: 1), one of many ways in developing the teaching materials is through the teachers'

own experiences as well as from the experiences and theories of others. She further states that course development is a grounded process because it is about a specific course in a given time and place with a given set of people. It is not an orderly sequence of events but rather a complex, unpredictable, and individual process. The teacher herself is the most important variable in the process. A teacher develops a material in ways that reflect her experience and the values and priorities that are products of her experience as well as the prevailing wisdom around her.

Furthermore, Graves (1996: 13) states that there are several components of course development process which should be taken into account, namely:

- 1) need assessment: *What are my students' need? How can I assess them so that I can address them?;*
- 2) determining goals and objectives: *What are the purposes and intended outcomes of the course? What will my students need to do or learn to achieve these goals?;*
- 3) conceptualizing content: *What will be the backbone of what I teach? What will I include in my syllabus?;*
- 4) selecting and developing materials and activities: *How and with what will I teach the course? What is my role? What are my students' roles?;*
- 5) organization of content and activities: *How will I organize the content and activities? What systems will I develop?;*
- 6) evaluation: *How will I assess what students have learned? How will I assess the effectiveness of the course?;* and
- 7) consideration of resources and constraints: *What are the givens of my situation?*

The material itself is an important component within the curriculum, and is often the most real and visible component of pedagogy.

Nunan (1988) identifies some principles of designing and developing materials such as:

- 1) materials should be clearly linked to the curriculum they serve;

- 2) materials should be authentic in terms of text and task;
- 3) materials should be stimulate interaction;
- 4) materials should allow learners to focus on formal aspects of the language;
- 5) materials should encourage learners to develop learning skills, and the skills in learning;
- 6) materials should encourage learners to apply their developing language skills to the world beyond the classroom.

While Richard and Rodgers (1995:25) state that the role of instructional materials within a method or instructional system will reflect decisions concerning:

- 1) the primary goal of materials, e.g. to present content, to practice content, to facilitate communication between learners, or to enable learners to practice content without the teacher's help;
- 2) the form of materials, e.g. text book, audiovisuals;
- 3) the relation of materials to other sources of input, i.e. whether they serve as the major source of input or only as a minor component of it;
- 4) the abilities of teachers, e.g. their competence in the language degree of training and experience.

Integrating the skills of language, which is the teaching aim of this material development, is an approach where its learning activities flow from one activity into another in a way which gives variation, prevents boredom, engages interests, and promotes interaction. It allows practice and use in one skills to enrich and support the development of another.

Byrne in Rasyid (1997:50) states that integrated skills activities are important because:

1. they provide for using language naturally, not just for practicing it;
2. many pair and group work activities call for a variety of skills, sometimes simultaneously in order to involve all the learners;



3. students seem to learn better when they are engaged in activities which involve more than one skill, because this is what happens in real life: the students talk, read or write in order to get something done.

Therefore, involving the use of many different skills develops the materials in this part.

### 1. Material Development

The example of the materials developed here is everyday life situation-based and for the second year students of SLTP level.

**a. Phase One :** Input – Listening a dialog.

*Listen carefully the following dialog!*

- Ical : Look, aren't they basketball champions, O'Neil and Johnson?
- Ainun : Yes. They're both tall, aren't they?
- Iin : Yes, but O'Neil is taller.
- Ical : Yes, but Johnson is stronger than O'Neil.
- Ainun : And he's faster than O'Neil, isn't he?
- Ical : Yes. Johnson is shorter, but he is stronger and faster.



**b. Phase Two : Individual Task.**

You are going to give a tick mark (✓) in front of the true statements and rewrite the false statements into the right one based on the dialog above.

1. .... Johnson is taller than O'Neil.

.....

2. .... O'Neil is stronger than Johnson.

.....

3. .... Johnson is faster than O'Neil.

.....

**c. Phase Three : Pair Task – Comparing students**

In this pair task you are to ask one of your classmates about the tall/short/strong/young/ old/fast students in your class. Do this in turn, and the example below will give you a model.

*Example:*

1. A : Lucy and Carol are both tall, but Carol is taller.

B : Carol is taller than Lucy.

2. X : Malik and Paul are both short.

Y : Paul is shorter than Malik.

3. P : Luis and Maria are both young.

Q : Maria is younger than Luis.

4. R : Sarah and George are both old.

S : George is older than Sarah.

**d. Phase Four : Group Task**

Group the students (four to five members). Ask the group to identify the animals and trees/fruits, and compare them using higher/shorter/ faster/bigger. (Teacher gives more explanation about the use of higher)

*Example:*

- A horse can run faster than a buffalo

- Apple is bigger than grapes.

*Animals :*

1. ....
2. ....
3. ....
4. ....
5. ....
6. ....
7. ....
8. ....
9. ....
10. ....

*Trees/Fruits :*

1. ....
2. ....
3. ....
4. ....
5. ....
6. ....
7. ....
8. ....
9. ....
10. ....

**Phase Five:** Group Report

A spokesman from each group reads out the report. Comments and questions from other groups are welcome.

**2. The Analysis of the Developed Materials**

The materials developed here try to integrate the four language skills in their activities. The analysis of the skills integration and activities are:

**a. Phase One :** Listening (individual)

Phase One uses a recorded dialog provided by the teacher, which presents the use of *taller*, *stronger*, and *faster* (comparative). The aim of the material in this phase is to give input to the students about comparative subject. This

material is enclosed by a picture for helping the students to catch the situation of what is the dialog about. Listening the dialog while looking at the picture, of course, will enhance the students' ability to understand at least the topic and the core of the subject. Also for this purpose, the teacher presents the recorded dialog for about three times since the SLTP students are assumed to be not directly can understand well in listening the recorded material for only one time.

These listening activities put in phase one to give students opportunity to absorb the information naturally. They will not get the materials from teacher's explanation first on the forms and rules of comparative, but through the real use of them. Children always get much knowledge about their language by listening other people use it (not from their explanation), especially when they are playing with their friends. The more they listen, the more they understand. So, in this phase, the teacher is allowed to turn on the recorded material more than three times, it depends on the level of students' comprehension on the given topic.

**b. *Phase Two* : Writing (individual)**

Phase Two contains the next natural step activities which flow from phase one. After listening such information, then it is hoped that the students are able to understand what is the information about. In this case, they are given a task to check their comprehension. The task consists of three sentences for which the students state true for the true statement and rewrite the false statement into the right form. Why this kind of activities are given to the students, because if they can state false for any information, it is hoped that they can also give the true one. This is one of indications that the students are really understand of what they have listened.

**c. *Phase Three* : Speaking (pairs)**

Because the core of this material is comparative, the students are invited to continue their activities by comparing the students in their classroom. This is the next flow

activity from previous phases. Students can only do phase Three after having the previous phase. That is why; these activities are put in the third step. In this phase, students apply their knowledge and provide them to produce more aspects to compare, like *strong*, *young*, *old* and *fast*. This phase is designed for pair activity because the skill focused in this phase is speaking. Students are allowed to ask and answer based on the real situation in their classroom. This activity can also be done in group, but it seems that it is more effective to be done in pairs.

**d. Phase Four** : Speaking/Listening, and Writing (group)

Phase Four provides wider objects to compare. At the third phase, it only provides human to compare, but in this fourth phase, it also provides animals and plants/fruits as well. The purposes of this phase are to give students other models of comparison. This phase is needed because there are several differences in comparing between human and beyond the human. For example, we use the word '*tall*' to compare human but for others except human, we use '*high*'. This phase is also designed for group activities because all activities here need observation and identification. The observation and identification activities can be well done by a group work of students rather than by individual work. Students should observe and identify animals and plants/fruits, then compare them in written form. The language skills covered in this phase are speaking/listening and writing. As long as observation and identification activity, students speak and listen among them.

**e. Phase Five:** Reading/Speaking/Listening, (Group/Class)

The results of the observation and the identification (phase four) are going to be reported in front of the class by each group. This activity (reporting) can cover many skills. The first is reading, where the students/spokesman read out their report to the class. The second is listening, where the audience/class listen to the spokesman reads the report. When listening, of course, teacher and students should not

only pay attention on the observation and identification results, but also on the way the spokesman reads the report, e.g. intonation and pronunciation. The third is speaking. Speaking will be the busiest activity in this phase if the teacher manages well the debate. Students will have more chance to improve their speaking skill under the teacher's direction.

### **3. Conclusion**

As a conclusion, I would like to emphasize that the main important thing in developing materials using integrated skills approach is the natural flow of activities from one activity into another. Activities are not performed in isolation but are closely related and depend on each other. Also, all the phases of activities should be based on logical reasons. One activity is not merely a task that should be done by the students, but there are pedagogical objectives beyond that.

#### **D. Introduction (Example 4)**

The knowledge of materials development is very important to be possessed by people who are involved in the teaching area. According to Graves (1996:1), one of many ways in developing the teaching materials is through the teachers own experiences as well as from the experiences and theories of others. She further states that course development is grounded process because it is about a specific course in a given time and place with a given set of people. It is not orderly sequence of events but rather a complex, unpredictable, and individual process. The teacher herself is the most important variable in the process. A teacher develops a material in ways that reflect her experience as well as the prevailing wisdom around her.

The material developed in this part is focused on reading but it is started from speaking, while the method used is *Communicative Language Teaching (CLT)* method, and the technique is the *Three-Phase Techniques (TPT)*. CLT method

views language as a system for the expression of meaning. Therefore the activities engage learners in communication, involve processes such as information sharing, negotiation of meaning and interaction. The primary role of the material itself is to promote the communicative language use, which is in the form of authentic material.

Three-Phase Techniques (TPT), which is the most popular technique in teaching English (particularly in teaching reading), consists of three phases as the name given. They are Pre-Reading, Whilst-Reading, and Post-Reading. Jemma (2000:14-17) elaborated the techniques as follows:

### **1) Pre-Reading**

Pre-reading activity usually done by teacher is asking some questions related to the topic will be learnt. This is done just to arouse the students' interest and to lead them to the topic, to activate the students' knowledge about the topic, to help students to overcome keywords and some difficult structures on the text, and also to set the goal of the reading activities.

Some examples of learning activities that can be adapted to the pre-reading activities are such as follows:

- a) Teacher writes down some key words on the blackboard and explains to the students by using the words into context.
- b) Teacher shows a picture related to the topic and asks the students some questions based on the given picture.
- c) Teacher writes down some key words of context in the board and asks students the meaning of the words. Students are allowed to use dictionary in finding out the meaning of the words.
- d) Teacher writes such themes (e.g. Transportation) in the board, and then asks students to generate the theme into a list of some topics. Teacher, further, asks the students to predict the title of the reading text material.
- e) Teacher asks students some questions orally. The questions should tend to the topic of the reading material.
- f) Teacher writes down such topic (e.g. Health) in the board, and then asks students to predict some vocabularies that will be used in the reading text material.

- g) Teacher writes down some key words of the reading text in the board, and then asks students to predict the topic of the text.

## **2) Whilst-Reading**

Whilst-Reading is the main phase, where most of the learning activities are focused on here. In this phase, students try to understand or comprehend the content of the reading text material. This comprehension activity can cover some activities such as:

1. Reading quickly in order to gain:
  - general ideas (skimming)
  - specific ideas (scanning)
2. Reading intensively in order to gain:
  - detailed information
  - inferences information
  - words, phrases, and sentence reference (referencing)
  - the meaning of certain words, phrases, and sentences based on the context (deducing meaning from context)

Some other kinds of activities that can be used in developing reading skills based on GBBP Bahasa Inggris of the 1994 Curriculum are:

- determining whether the content of the text contains suggestion, announcement, attention, invitation, flattery, etc.
- making some true-false questions based on the text by some groups and be answered by other groups.
- classifying some jumbled words or phrases based on their groups. For example: car, bowl, lorry, disk, bus, basket, box, bicycle, bag, train, bin. After classifying, they will be: car, lorry, bus, bicycle, train; and bowl, disk, basket, box, bag, bin.
- identifying the main or the key words are in the text.
- finding out synonym or antonym of some words are in the text.
- matching some pictures with their appropriate words or phrases.
- reading sentences with good intonation and pronunciation.



### **3) Post-reading Activities**

While in Post-Reading, the material has not been tied to the text anymore, but extends to the theme. It is also the phase for presenting the language elements, which are difficult to be understood by the students, e.g. grammar and vocabulary, referring to the theme discussed. Some others activities that can be used in this phase are:

- finding out the meaning of certain symbols (e.g. the symbol of PON, symbol of the scout, abbreviations, and technical terms related to the text.
- identifying advantages or disadvantages of something (e.g. the advantages and disadvantages of traveling by sea, or by road)
- telling folk story (in Culture theme).

#### **1. The Teaching Program**

Theme	: Hobbies
Sub-theme	: Modern Camera
Subject Area	: Focus on Reading
Starting Point	: Speaking
Level	: First Semester of University Students
Time	: 2 x 45 minutes
Objectives	: Students are expected to be able to: <ol style="list-style-type: none"><li>1) express their idea orally;</li><li>2) practice a short conversation using the given clues;</li><li>3) write the missing words in the text;</li><li>4) find detailed information;</li><li>5) express their opinion by asking and answering questions;</li><li>6) find the letter-words in the grid.</li></ol>

#### **2. The Teaching-Learning Procedures**

##### **a. Pre-Reading (15 minutes)**

- Teacher asks some questions orally to the students.
- Students answer the questions or give any comments related to the aim of the questions.

**b. Whilst-Reading (70 minutes)**

***Task 1: (10 minutes)***

- Teacher asks students to practice the conversation in pairs.
- Students use the pictures provided as the cues in practicing the dialogue.

***Task 2: (25 minutes)***

- Teacher asks students to listen carefully to the text he/she is going to read.
- Students write the missing words of the text while listening to the teacher reading the complete text.
- Teacher leads the class discussion for the students' answers before giving the correct ones. (The correct answer can be written on board).

***Task 3: (20 minutes)***

- Teacher asks students to form groups of four.
- Teacher asks the group to read the text of Task 2.
- Teacher asks the groups to answer the questions.
- After doing the task, teacher asks the groups to compare their work with other group, before checking the correct answers.

***Task 4: (15 minutes)***

- Teacher shows pictures to the students.
- Teacher asks students to make questions relating to the pictures.
- After making the questions, teacher asks students to use the questions in interviewing their classmates.

**c. Post-Reading (15 minutes)**

- Teacher asks students of what they are going to do.
- Students find out the letter-words hidden in the grid.

**3. The Teaching Materials**

**a. Pre-Reading (15 minutes)**

- 1) What you know about camera?
- 2) How many types of camera do you know?

- 3) Do you know how to use camera?
- 4) Have you ever seen a modern camera?

**b. Whilst-Reading (70 minutes)**

**Task 1 :** Practice the following model conversations in pairs.

- A : My I help you?
- B : Yes, please. I want to buy a cheap camera.
- A : I think you will like this one. It's very cheap.
- B : Don't you have a cheaper camera?
- A : Here is a cheaper one.
- B : How much is it?
- A : Thirty-eight dollars.

Now use the picture below to practice the dialogues like the example above.



**Task 2 :** Write the missing words of the following text.

Listen to the teacher reading the complete text!

Three Main Types of Modern Camera

- a) Compact Cameras: These are the . . . (1) . . . type of camera you can get. They are very . . . (2) . . . , . . . (3) . . .

and . . . (4) . . . to use with most functions (such as focus) being automatic. A good . . . (5) . . . camera will take perfectly good pictures of buildings and landscapes but they are not the . . . (6) . . . choice if you want to shoot portraits.

- b) SLR (Single Lens Reflex) Cameras: These are generally more . . . (7) . . . than compact and require more skills on the part of the user. Their . . . (8) . . . advantage is that you can change the lens to suit . . . (9) . . . applications. An SLR is best if you wish to take portrait photographs and . . . (10) . . . the cheapest SLR can take good . . . (11) . . . portraits.
- c) Medium Format Cameras: Medium format cameras are used mostly by professionals. They are also the most . . . (12) . . . kind of cameras in use. You'll not need a . . . (13) . . . format model for any of the . . . (14) . . . project in this guide, but if you wish to buy one in the future then you'll find that the sky really is the limit.

### **The Complete Text:**

#### Three Main Types of Modern Camera

- a) Compact Cameras: These are the *cheapest* type of camera you can get. They are very *small, light, and easy* to use with most functions (such as focus) being automatic. A good *compact* camera will take perfectly good pictures of buildings and landscapes but they are not the *best* choice if you want to shoot portraits.
- b) SLR (Single Lens Reflex) Cameras: These are generally more *expensive* than compact and require more skills on the part of the user. Their *main* advantage is that you can change the lens to suit *different* applications. An SLR is best if you wish to take portrait photographs and even the cheapest SLR can take good *quality* portraits.
- c) Medium Format Cameras: Medium format cameras are used mostly by professionals. They are also the most

*costly* kind of cameras in use. You'll not need a *medium* format model for any of the *business* project in this guide, but if you wish to buy one in the future then you'll find that the sky really is the limit.

**Task 3 :** Form group of four and read again the text above. Then answer the following questions according to the text, and write down your answers at the given spaces provided. After that, compare your answer with other group.

- a) Which camera is the cheapest among the three? And which one is the most expensive?  
\_\_\_\_\_
- b) How is a good compact camera?  
\_\_\_\_\_
- c) What kind of camera does need certain skill in its using?  
\_\_\_\_\_
- d) What is the main advantage of using Single Lens Reflex camera?  
\_\_\_\_\_

**Task 4 :** Interpersonal activity  
Look at the picture below:



- a) Write five questions about camera. You may begin your questions with 'do'. Write down your question at the given spaces provided.

*Example:*

- Do you have a camera?
- Do you know how to use camera?
  - 1) .....
  - 2) .....
  - 3) .....
  - 4) .....
  - 5) .....

b) Use the questions above to interview one or two, or more of your friends. You can walk around the class!

c) Post-Reading (15 minutes)

Find the letter-words hidden in the grid. The letters forming the letter-words can appear horizontally (left to right), vertically, or diagonally. The words are all taken from the text. The first one is done for you.

D	F	G	R	Z	K
C	M	O	D	E	L
A	L	O	C	Q	B
M	E	D	I	U	M
E	S	L	E	N	S
R	M	P	A	J	K
A	Y	K	S	O	Y
T	B	U	Y	R	W
P	D	V	N	W	A

Answer:

1. Camera.
2. ....
3. ....
4. ....
5. ....
6. ....
7. ....
8. ....
9. ....
10. ....

#### **4. The Analysis of the Developed Materials**

The materials developed here are focused on Reading. Firstly, asking students to practice a dialogue based on the provided pictures develops the material of Task 1 in Whilst-Reading. They are given a model of conversation first, before instructing them to imitate it in practicing the dialogue in pairs.

The material of Task 2 is taken from a journal, which belongs to the authentic materials. It is, then, developed by omitting several adjectives and the students have to listen to than complete text read by the teacher for about three times, to write out the missing adjectives of their text.

For Task 3, the complete material of the second material (in Task 2) is become a material of the task. Making some questions taken from the material develops the reading material, and students are required to answer the questions by skimming the material to find out the answers.

The material of Task 4 that is for interpersonal activity is developed by asking students to make at least five questions related to the material (camera). They, then, use their questions in interviewing other students they feel like interacting with.

The material in Post-Reading is developed further by putting emphasis on vocabulary. Students are asked to find the letter-words hidden in the grid, where all those words are taken from the text. This can be a very interesting activity for the students since they are challenged to think hard in finding the hidden-words.

#### **E. Introduction (Example 5)**

Developing materials requires a lot of patience and concentration. Beside that, we have to take into consideration of some points before conducting the material development. They are as follows:

- 1) we have to consult the syllabus, identify the theme, sub-theme, and the objectives. Then we select some resources related to these, which are in the forms of authentic materials;

- 2) the material should suit the students' needs and interest;
- 3) the material should be workable (for the students), and teachable (for the teacher);
- 4) the material should be relevant to the students' level and their real world;
- 5) the material should suit to be developed for the language skills or language elements.

In developing materials here, this writer try to consider the points above by applying and involving integrated skills approach in its activities. It is an approach where the learning activities flow from one activity into another in a way, which gives variation, prevents boredom, engages interest, and promotes interactions. It allows practice and use in one skill to enrich and support the development of another. The activities are linked up or related in such a meaningful way to bring linguistic skills and communicative abilities into close association with each other in language teaching that reflect the real use of the language.

### **1. The Teaching Program**

Theme : Health  
Sub-Theme : Medicine, Disease, and Healthy Life  
Level : First Semester of University Students  
Time : 2 x 50 minutes  
Objectives :

Students are expected to be able to:

- a. develop writing skill for expressing ideas;
- b. develop listening skill for specific information;
- c. develop the reading skill for detailed information;
- d. develop the oral production skill of making description.

### **2. The Teaching-Learning Procedures**

#### ***Task 1 :***

Skill : Writing  
Interaction : Individual



Time : 25 minutes

Procedures :

- Students observe the leaflet of a medicine.
- Students write a short composition by considering the points they are asked to include in it.
- After writing their composition, teacher asks students to exchange their work each other (one student reads and comments on the composition of other student).

**Task 2 :**

Skill : Listening

Interaction : Group

Time : 20 minutes

Procedures :

- Teachers ask students to form groups of four and to listen carefully the conversation they are going to be heard.
- Teacher ask the groups to give a tick mark in the suitable column while listening to the cassette.
- Teacher plays the cassette for the first time in a normal speed.
- Teacher plays the cassette for the second time with several pauses of every two men has talked (the pause is for about 30 second).
- Teacher plays the cassette for the last time in a normal speed again.
- Teacher leads the class discussion for the groups' answers before giving the correct ones (the correct answers can be written on the board).

**Task 3 :**

Skill : Reading

Interaction : Individual

Time : 30 minutes

Procedures :

- Students read the text carefully and to answer the questions that follow.
- Students do the task in twenty minutes.

- After doing the task, teacher asks the students to compare their work each other before checking the correct answers.

**Task 4 :**

Skill : Speaking  
Interaction : Group  
Time : 25 minutes)  
Procedures :

- Teacher shows a picture to the students, and gives a description of the picture.
- Teacher asks students to form new group of the picture showed and to tell other groups about their description.

**3. The Teaching Materials**

**Task 1:**

- a. Observe the leaflet of the medicine below. Do you know the name of the medicine, and what is the medicine for?



**SANDOZ**

**Calcium Sandoz<sup>®</sup>**

Syrup and effervescent tablets forte (500 mg)

**Composition**

Each measuring spoon (5 ml) contains:

- 1.437 g calcium gluconate
- 0.295 g calcium lactobionate  
equivalent to 110 mg ionizable calcium

Each contains 1.51 g sugar

Each effervescent tablet forte contains:

- 2.94 g calcium lactatgluconate
- 0.30 g calcium carbonate  
equivalent to 500 mg ionizable calcium

Each contains 0.87 g sugar, 0.28 g sodium

**Properties**

Calcium is an essential mineral, necessary for the maintenance of the electrolyte equilibrium in the body and for the proper functioning of numerous regulatory mechanisms.

Calcium-Sandoz<sup>®</sup> Forte 500 mg and syrup contain readily soluble and ionizable calcium salts. About 30% of ionized calcium is absorbed from the gastrointestinal tract.

Both dosage forms are used for the prevention and therapy of acute and chronic calcium deficiency states and for treatment of various forms of disturbed bone metabolism in both children and adults.

**Indications**

- Increased demand for calcium e.g. in growing children and in pregnant and lactating women.
- Latent tetany.
- Rickets and osteomalacia, in addition to specific therapy.
- Supportive treatment of osteoporosis of various origin (postmenopausal, senile, corticosteroid-induced, as a consequence of gastrectomy or of immobilization).

**Dosage**

Calcium Sandoz<sup>®</sup> syrup

Children:

- Up to 3 years : 2 - 5 measuring spoons (10 - 15 ml) daily in divided doses
- 4 - 12 years : 6 - 9 measuring spoons (30 - 45 ml) daily in divided doses.

- b. Now, write a short composition about the disease you used to suffer, how long you have it, and the way you do to recover from it. After writing your composition, ask your friend to read and to comment on that.

**Task 2:**

Form groups of four and listen to the recording carefully. You are going to hear a conversation of some facilities provided in two fitness centers, that TOTAL and SPORTIF. Give a tick mark (✓) in the suitable column based on the information you have heard. You will hear the conversation for three times.

		TOTAL	SPORTIF
1	AC		
2	Doctors		
3	Less expensive		
4	Near their office		
5	Swimming pool		
6	Well-known instructors		
7	They choose...		

**Tape script:**

- Adi : So, which fitness center are we going to join?  
 Rudy : Well, I'm sure. But I've got a couple of brochures here. One's for a place called the TOTAL fitness center, and the other one's called the SPORTIF.  
 Adi : TOTAL? Isn't that just down the road from our office?  
 Rudy : That's right. We could go there straight after work.  
 Adi : That's good. Anyway, what does their brochure say?  
 Rudy : Well, it says they have famous instructors, people like Tono Suhendra, Tackie Tumewu, and so on.  
 Adi : Really? But with big names like that, they must be very expensive. What's the membership fee?  
 Rudy : It's Rp. 60.000. With SPORTIF, it's only 40.000. TOTAL's also more expensive because all the rooms are fully air-conditioned.

- Adi : Well, I don't think it's good to exercise in air-conditioned rooms. It isn't healthy.
- Rudy : Yes, that's what doctors say in the SPORTIF brochure.
- Adi : Oh, they have their own doctors, do they? It sounds as if they really look after their costumers.
- Rudy : And there's one more thing about the SPORTIF. I know how much you like swimming.
- Adi : They have a pool? Great. Well, that settles it.
- Rudy : Yes, I Agree. Let's go there tomorrow and register...

### Task 3:

Read the text below carefully to answer the questions that follow. After doing the task, compare your answers with your neighbour.

# WHY SOME PEOPLE PREFER TO BE VEGETARIAN

If you are thinking of becoming a **vegetarian**, you should know that you need not be any less well-fed for that. Vegetarian diets are also cheaper than meat diets.

There are several types of vegetarians. The pure vegetarian or **vegan** eliminates all meat and animal products like cheese, butter and eggs from his/her diet. It is harder to be a vegan than any other vegetarian because you have to constantly monitor your diet and watch what dinner invitations you accept. You also have to make sure that your diet consists of **abundant** quantities of nuts, dried fruit and beans to make up your protein requirements.

Another kind of vegetarian **excludes** meat but not animal

products from his diet. This is an easier diet because you can include cheese, milk and eggs for your protein requirements. Besides, **eating out** is also more possible.

Then there are "vegetarians" who do not eat red meat like **mutton** and beef but will eat chicken and fish. Others forego meat but will eat fish and other seafood.

Vegetarian diets can be as well-balanced if not better than meat diets. Eat plenty of beans, grains and nuts for an adequate supply of vegetable protein if you are a vegan.

If you are not cutting out animal products, milk, cheese and some eggs will supply more than sufficient protein along with the sources of vegetable protein.



- Studies have established that a diet centred on meat, especially red meat, tends to create problems with cancer of the **colon and rectum**. In countries where meat is less commonly eaten, as in Asia and Africa, cancer of the colon and rectum is less common. Cancer of the breast and **prostate**, too, is more common among meat eaters.

- The fat that red meats supply in abundance may be a factor in certain cancers plus the fact that meat eaters tend to have less fibre in their diet.

Another point is that meat takes longer to digest and studies show that the more quickly food passes through

your digestive system, the better it is for you.

Animals, too, **absorb** larger share of chemicals. Meat, fish and poultry contain more pesticides than grain and vegetables.

Many animals are also intensively **reared** and are fed hormones, antibiotics and other artificial chemicals.


And another reason why meat may not be good for you is that before an animal is killed, its body is subjected to a heavy dose of adrenalin from fear. When we eat meat, we are also consuming this stress hormone.

Well, after reading this article, do you still want to go for steak or mutton curry?

- a. Answer the following questions:
- 1) What diets are cheaper than the meat diets?
  - 2) Explain several types of vegetarian!
  - 3) What is the hardest vegetarian? Why?
  - 4) What is the main idea of the second paragraph?
  - 5) Why is it said that meat may not be good for us?
- b. Circle 'T' if the statement is True according to the text, and 'F' if it is False!
- 1) (T – F) A vegetarian has to make sure that his/her diet consists of abundant quantities of nuts and beans to make up his/her protein requirements.
  - 2) (T – F) Some vegetarian exclude milk and eggs from their diet.
  - 3) (T – F) Another kind of vegetarian will eat chicken and fish.
  - 4) (T – F) Cancer of rectum is the problem created by a diet centered on meat.

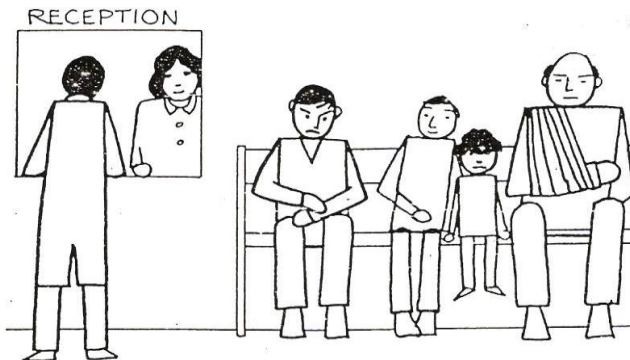
- 5) (T – F) Vegan tends to create problem with cancer of breast and prostate.
- 6) (T – F) Meat may not be good for us because it contains pesticides.
- 7) (T – F) A diet centered on meat is safer than vegetarian.

**Task 4: Look at the following picture:**



Here is a picture in a hospital. A nurse is checking the body temperature of one patient. He is on well condition now, and will leave the hospital soon. The other patient is seriously ill for the other nurse takes him to the operation room. The patient has to undergo a serious operation today.

Now, form new groups of four then observe the picture below. There are several patients sitting in a doctor's waiting room. Describe the picture in your groups, and then tell other groups about your description.



#### **4. The Analysis of the Developed Materials**

The materials developed here try to integrate the four language skills in their activities. Task 1 uses a leaflet of medicine as the material, which belongs to the authentic material. Giving students an activity of writing their own experience in using medicine develops it. They are asked to write a short composition about the disease they used to suffer, and the way they do to recover from it.

In Task 2, the material is taken from a recording conversation about some facilities provided in two fitness centers. It is, then, developed by making a list form, which must be given a tick mark by the students in the suitable column, based on the information they have heard. The activity is aimed at developing the listening skill of the students for specific information.

Making some questions taken from the material itself develops the material in Task 3. The students are required to answer all the questions by skimming the material to find out the answers. It is accordance with the objective of this activity that is to develop the students' skill of reading carefully for detailed information.

Task 4 is for group activity, where asking the groups of four students to describe the situation showed in the picture develops the material. They are firstly given an example of the illustration of one picture, which can be made as a model for doing this task. After that, the groups are asked to tell other groups about the description they make.

## CHAPTER V

### ANALYSING OTHER LANGUAGE TEACHING METHODS: A COMPARISON

**T**his part presents comments on the methods in language teaching presented by *Diane Larsen-Freeman* through her presentation on video compact disc (VCD). There are six well-known language-teaching methods that are in use today, which are presented and discussed on the VCD, namely:

1. The Audio-Lingual Method
2. Community Language Learning
3. The Total Physical Response Method
4. Suggestopedia
5. The Silent Way
6. The Communicative Approach (Communicative Language Teaching Method)

On her presentation, she explains briefly about these methods. Professional and experienced teachers from the *School for International Training (S.I.T)* also demonstrate the methods. The purpose of the presentation is to provide information to the teachers and teacher trainees about six methods of foreign language teaching. By watching the presentation, they will gain an understanding of the principles on which these methods are based and of the techniques associated with each method. The other purpose is to encourage teachers to examine their own beliefs about teaching and learning and how they put these into practice. In relation of this, she stated:

“... how, then, teachers can adopt these techniques to their own circumstances and what other ways can they put these principles into practice.”

Teachers who watch the VCD presentation will need to evaluate each method in the light of their own beliefs and



experiences. As a language teacher, we must make decision all of the time. Some of the decisions are relatively minor ones. Other decisions have more profound implications. That is why, in adopting these techniques, we should always take considerations based on our teaching circumstances. The presentation of the six methods on VCD will encourage the teachers to examine their own beliefs about teaching and learning on which they can base their methodological decision. Teachers have to sift through what have been presented on the VCD and weigh them against the evidences of scientific research and their personal experiences. If they play the “doubting game”, they try to objectively assess each method while looking for the weaknesses of it. If they play the “believing game”, they take each method one at a time and try to believe in it in order to understand it.

These principles of the language teaching methods are summarized from Larsen-Freeman’s presentation and also from her book: *Techniques and Principles in Language Teaching* (1986).

## **A. Audio-Lingual Method**

### **1. Principles**

The principles underlying the Audio-Lingual Method are:

- a. Language learning is a process of habit formation. The more often something is repeated, the stronger the habit and the greater the learning.
- b. It is important to prevent learners from making errors. Errors lead to the formation of bad habits. When errors occur, the teacher should immediately correct them.
- c. Students should “over learn” the sentence patterns of the target language.
- d. Language forms do not occur by themselves; they occur most naturally within a context.
- e. The native language and the target language have separate linguistic systems. They should be kept apart so that the

- students' native language interferes as little as possible with the students' attempts to acquire the target language.
- f. One of the language teacher's major roles is that of a model of the target language. Teachers should provide students with a native-speaker-like model. By listening to how it supposed to sound, students should be able to mimic the model.
  - g. The purpose of the language learning is to learn how to use the language to communicate.
  - h. Particular parts of speech occupy particular 'slots' in sentences. In order to create new sentences, students must learn which part of speech occupies which slot.
  - i. Students should respond to both verbal and nonverbal stimuli.
  - j. Each language has finite number of patterns.
  - k. The teacher should be like an orchestra leader-conducting, guiding, and controlling the students' behavior in the target language.
  - l. The major objective of language teaching should be for students to acquire the structural patterns; students will learn vocabulary afterward.
  - m. The learning of a foreign language should be the same as the acquisition of the native language.
  - n. The major challenge of foreign language teaching is getting students to overcome the habits of their native language.
  - o. Speech is more basic language than the written form.
  - p. Language cannot be separated from culture. Culture is not only literature and arts, but also the everyday behavior of the people who use the target language.

## **2. Comments**

- a. The good points:
  - 1) This method can be implemented in the intermediate classroom.
  - 2) It gives more exercises and practices on listening and speaking aspects.

- 3) It seems that this method is suitable with the students' linguistic level.
  - 4) It tries to make language learning is understandable for lower level learners.
  - 5) It has simple techniques and various practices.
- b. The weak points:
- 1) Since the skilled teachers are limited, it is very difficult to be implemented.
  - 2) Repetition sometimes makes students feel boring.
  - 3) It gives less attention on the spontaneous speech.

## ***B. Community Language Learning (CLL) Method***

### **1. Principles:**

- a. Teacher and students are whole persons.
- b. People learn best when they feel secure.
- c. Students should have the opportunity to generate the language they wish to learn.
- d. The teacher should 'understand' what the students are feeling.
- e. Building a relationship with and among students is very important.
- f. Language is for communication.
- g. The teacher should be sensitive to students' limitations and not overwhelm them with more than they can handle.
- h. Students feel more secure when they know the limits of an activity.
- i. The students' native language is used to make the meaning clear. Students more secure when they understand everything.
- j. The teacher should take the responsibility for clearly structuring activities in the most appropriate way possible for successful completion of an activity.
- k. Learning at beginning stages is facilitated if students attend to one task at a time.
- l. The teacher encourages students' initiative and independence.
- m. Students need quiet reflection time in order to learn.

- n. Students learn best when they have a choice in what they practice.
- o. Developing a community among the class members builds trust and can help to reduce the threat of the new learning situation.
- p. Learning tends to take place when the material is too new or, conversely, too familiar.

## **2. Comments:**

- a. The good points:
  - 1) Language is used in terms of personal interaction.
  - 2) Teachers assist the learners precisely.
  - 3) It is in humanistic context.
  - 4) It has corrective feedback.
  - 5) It has tight social context.
- b. The weak points:
  - 1) Conversation is socially awkward.
  - 2) It can only be implemented on the small class.
  - 3) Structure is not improved well.

## **C. *The Total Physical Response Method***

### **1. Principles:**

- a. Meaning in the target language can often be conveyed through actions.
- b. Retention is enhanced when learners respond physically.
- c. Feelings of success and low anxiety facilitate learning.
- d. Listening comprehension comes first. Students will speak when they are ready.
- e. Language learning is more effective when it is fun.
- f. The students' understanding of the target language should be developed before speaking.
- g. Students can initially learn one part of the language rapidly by moving their body.
- h. The imperative is a powerful linguistic device through which the teacher can direct students behavior.

- i. Students can learn through observing actions as well as by performing actions themselves.
- j. Students should not be made to memorize fixed routines.
- k. Correction should be carried out in an unobtrusive manner.
- l. Spoken language should be emphasized over written language.
- m. Students will begin to speak when they are ready.
- n. Students must develop flexibility in understanding novel combinations of target language chunks. They need to understand more than the exact sentences used in training.

## **2. Comments:**

- a. The good point:  
Comprehension on spoken language is improved through “speaking” activities.
- b. The weak point:  
Students can only speak when they are ready.

## **D. Suggestopedia**

### **1. Principles:**

- a. Learning is facilitated in a pleasant comfortable environment.
- b. The more confident the students feel, the better they will learn.
- c. Communication takes place on “two planes”. When there is a unity between conscious and sub-conscious, learning is enhanced.
- d. The means of activating the material should be varied and playful.
- e. Teaching should be subordinated to learning.
- f. The dialog that the students learn contains language they can use immediately.
- g. When their attention is off the form of the language, and on the process of communicating, students will learn best.
- h. The teacher should present and explain the grammar and vocabulary, but not dwell on them.

- i. One way that meaning is made clear is through mother tongue translation.
- j. The fine arts (music, art, and drama) enable suggestions to reach the subconscious. The arts should, therefore, be integrated as much as possible into the teaching process.
- k. The teacher should help the students “activate” the material to which they have been exposed. The means of doing this should be varied so as to avoid repetition as much as possible.
- l. Music and movement reinforce the linguistic material.
- m. Errors are to be tolerated, the emphasis being on content, not form. The teacher should use the form a little later so the students will hear it used correctly.

## **2. Comments:**

- a. The good points:
  - 1) Accelerate the teaching process.
  - 2) It emphasizes on the language skills improvement.
  - 3) It is enjoyable both to the learners and teacher.
- b. The weak points:
  - 1) It needs high cost.
  - 2) It can only be implemented to small class.
  - 3) The kind of music used in Suggestopedia (classic music) cannot be enjoyed by all students.

## **E. *The Silent Way Method***

### **1. Principles:**

- a. Teaching should be subordinated to learning.
- b. Language is not learned by repeating after a model. Students need to develop their own ‘inner criteria’ for correctness.
- c. Errors are important and necessary to learning. They show the teacher where things are unclear.
- d. It is the students who should be practicing the language, not the teacher.

- e. The teacher should start with something the students already know and build from that to the unknown. Languages share a number of features, sounds being the most basic.
- f. Language learners are intelligent and bring with them the experience of already learning a language. The teacher should give only what help is necessary.
- g. Students' actions can tell the teacher whether or not they have learned.
- h. Students should learn to rely on each other and themselves.
- i. The teacher works with the students while the students work on the language.
- j. The teacher makes use of what students already know. The more the teacher does for the students what they can do for themselves, the less they will do for themselves.
- k. Learning involves transferring what one knows to new contexts.
- l. Reading is worked on from the beginning but follows from what students have learned to say.
- m. Silence is a tool. It helps to foster autonomy, or the exercise of initiative.
- n. Meaning is made clear by focusing students' perceptions, not through translation.
- o. Students can learn from one another. The teacher's silence encourage group cooperation.
- p. Students need to learn to listen to themselves.
- q. Students should receive a great deal of meaningful practice without repetition.
- r. The elements of the language are introduced logically, expanding upon what students already know.
- s. Students gain autonomy in the language by exploring it and by making choices.
- t. Language is for self-expression.
- u. The teacher can gain valuable information from student feedback.

- v. The skills of speaking, reading, and writing reinforce one another.

**2. Comments:**

- a. The good point:  
The students are encouraged throughout each lesson to cooperate with one another.
- b. The weak points:
  - 1) The teacher should be silent as much as possible in the classroom.
  - 2) It is difficult to provide the color-rods.

**F. *The Communicative Approach (Communicative Language Teaching Method)***

**1. Principles:**

- a. The primary goal of language teaching is enabling students to use the language to communicate. Communication involves using language functions as well as grammar structures.
- b. Language is used in a social context and should be appropriate to setting topic and participants.
- c. Students should be given an opportunity to negotiate meaning, i.e. to try to make themselves understood.
- d. Student should be able to express their opinions and share their ideas and feelings; i.e. learn to communicate by communicating.
- e. “Authentic language” should be introduced.
- f. The target language is a vehicle for classroom communication, not just the object of study.
- g. Errors are tolerated and seen as a natural outcome of the development of communication skills. Students’ success is determined as much by their fluency as it is by their accuracy.
- h. One of the teacher’s major responsibilities is to establish situations likely to promote communication.



- i. Communication interaction encourages cooperative relationship among students. It gives students an opportunity to work on negotiating meaning.
- j. The social context of the communicative event is essential in giving meaning to utterances.
- k. Learning to use language forms appropriately is an important part of communicative competence.
- l. The teacher acts as an advisor during communicative activities.
- m. In communicating, a speaker has a choice not only about what to say, but also how to say it.
- n. The grammar and vocabulary that the students learn follow from the function, situational context, and the roles of the interlocutors.

## **2. Comments:**

- a. The good points:
  - 1) It can improve students' motivation.
  - 2) It allows natural learning.
  - 3) It improves both functional communication and social interaction activities.
- b. The weak points:
  - 1) It is quite difficult to find authentic materials, which are suitable with the theme to be taught.
  - 2) It needs skilled and creative teachers

**CHAPTER VI**

**REFLECTING EXPERIENCES:  
THE TEACHERS' PERCEPTIONS AND SOME  
CONSTRAINTS THE FACED IN APPLYING  
THE COMMUNICATIVE PRINCIPLES**

**A. *Background***

If we examine the history of language teaching in Indonesia, it has undergone constant change and innovation, particularly in the aspect of curriculum, as well as the method of teaching to be applied in teaching English at schools. Because of dissatisfaction with the structure-oriented 1975 curriculum, the Ministry of Education and Culture of the Republic of Indonesia decided to replace it with the so-called 1984 curriculum, which was based on communicative approach to language teaching. Since then teachers of English have encountered a serious problem, namely a lack of the knowledge and skills required being able to implement the curriculum. Realizing this problem, in 1985 the government launched a teacher development program known as PKG project (short for 'Pemantapan Kerja Guru': or *Enforcement of the Work of Teachers*) advocating a communicative approach to language teaching (hereafter labeled the PKG Approach).

After ten years of operation of the 1984 curriculum, the Department of Education again realized that the curriculum had some weaknesses: (1) the overlap between some subjects, (2) the lack of freedom of teachers to choose their own materials, (3) the lack of time allotted for the English subject, (4) it did not fit the vast progress in science and technology, and (5) it could not cope with the huge changes in the world: social, political, and economic situations. Those require changes and innovation in language teaching. Consequently, the government decided to launch another curriculum termed 1994 curriculum, which was officially implemented in the

1994/1995 academic year (commencing July 1994). The 1994 curriculum is based on the same approach as that proposed in the 1984 curriculum. It has merely been given a new label, the 'meaningful approach' (*pendekatan kebermanaan*), to avoid misunderstanding. This approach suggests that it is not necessary that English only be the medium of instruction in secondary schools in all situations. Rather, instruction could involve a combination of English and Indonesian depending on the specific objective of a particular lesson as well as the condition of the school and students in general.

With reference to the principles underlying the 1994 English curriculum for Senior High School (SMU) and the basic principles underlying the communicative and meaningful approach, it can be seen that there are a number of aspects and basic concepts in teaching English as a foreign language in Indonesia that should be mastered and implemented in teaching English in the classroom. There is a big question whether or not the teachers of English in secondary schools have implemented the recommended 1994 English curriculum and applied the required communicative approach comprehensively in their teaching. As a matter of fact the result of the teaching of English in Indonesia, particularly in South Sulawesi Province is unsatisfactory. This judgement is based on the average grade of the students' achievement of English subject in their EBTANAS (National Final Examination), which is shown on the table below:

**MEAN RATE OF ENGLISH SUBJECT  
AT SMUs IN SOUTH SULAWESI**

<b>1984 English Curriculum</b>				
<b>School Year</b>	<b>A1</b>	<b>A2</b>	<b>A3</b>	<b>A4</b>
1993/1994	5.59	4.88	4.61	4.81
1994/1995	5.63	5.57	5.31	5.10
1995/1996	5.56	5.17	4.39	5.18

---

<b>1994 English Curriculum</b>			
<b>School Year</b>	<b>Bahasa</b>	<b>I P A</b>	<b>I P S</b>
1996/1997	5.26	4.82	4.82
1997/1998	5.17	5.59	5.59

---

*Source: Kanwil Depdikbud Sulawesi Selatan*

Considering the facts above, it is urgent to conduct research in order to identify the problems faced in the implementation of the communicative approach. It is presumed that the teachers of English do not apply the communicative approach principles systematically and effectively, particularly in relation to the use of authentic materials in the teaching and learning process in the classroom.

### **1. Problem Statement**

Based on the previous background, the following problems are posed to be answered in the research:

- a. Does the perception of the SMU English teachers of the communicative approach and authentic materials have positive influence on the skill of the teachers in presenting the materials in the class?
- b. Does the skill of the SMU English teachers to select the appropriate authentic materials in designing lesson plan have positive influence on the skill of the teachers in presenting the materials in the class?
- c. Do the perception of the SMU English teachers of the communicative approach and authentic materials, and their skill to select the appropriate authentic materials in designing lesson plan both have positive influence on the skill of the teachers in presenting the materials in the class?

The research questions are formulated as in the following:

- a. What is the SMU English teachers' perception of the communicative approach and authentic materials?
- b. In what category is the skill of the SMU English teachers to select the appropriate authentic materials in designing their lesson plan?
- c. How well do the SMU English teachers present the materials in the class?
- d. What constraints do the teachers face in applying the authentic materials in their teaching?

## **2. Scope of The Research**

This research is restricted to the survey of the classroom application of the communicative approach, particularly how the State SMU English teachers implement the approach with special reference to the use of authentic materials in teaching English.

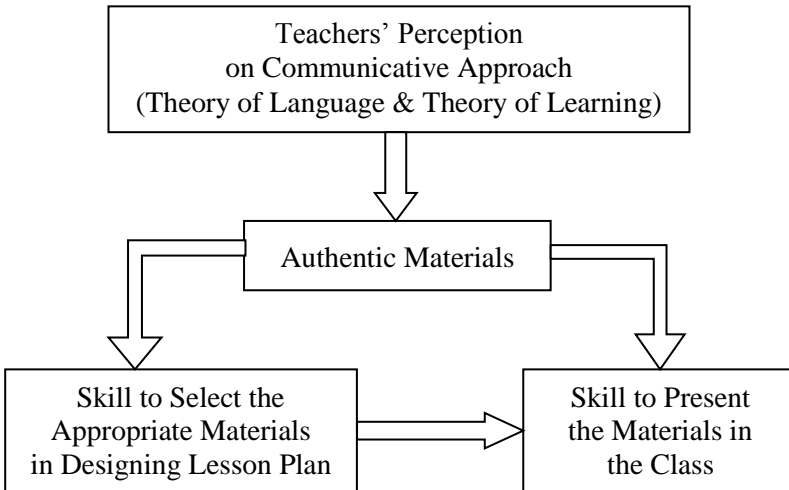
## **3. Objective of The Research**

This research aims at finding out or identifying the problems faced by the teachers of English in the implementation of communicative approach to the English teaching-learning process, particularly the problems in relation to the teachers' perception on authentic materials, their skill in designing the lesson plans using authentic materials and presenting those materials in the classroom.

## **4. Significance of The Research**

The finding of the research is expected to give contribution and recommendation to cope with the problems faced by the teachers of English. It is also hoped that it can give contribution to the Kanwil Depdiknas (Regional Office of Department of National Education) South Sulawesi Province for the improvement of the teaching of English, especially in SMU.

## 5. The Conceptual Framework



## 6. Hypothesis

Based on the review of related literature presented above, there are three hypotheses formulated, which are tried to be proved in this research:

- a. The perception of the SMU English teachers of the communicative approach and authentic materials has positive influence on the skill of the teachers in presenting the materials in the class at SMUs in South Sulawesi Province.
- b. The skill of the SMU English teachers to select the appropriate authentic materials in designing lesson plan has positive influence on the skill of the teachers in presenting the materials in the class at SMUs in South Sulawesi Province.
- c. Both the perception of the SMU English teachers of the communicative approach and authentic materials, and their skill to select the appropriate authentic materials in designing lesson plan, have positive influence on the skill of the teachers in presenting the materials in the class at SMUs in South Sulawesi Province.

## **B. *Research Design and Variables***

### **1. Research Design**

The method used in this research was descriptive survey method. Jaeger (in Nunan, 1992: 140) stated that:

"In survey research, the researcher doesn't 'do' anything to the objects or subjects of research, except observe them or ask them to provide data. The research consists of collecting data on things or people as they are, without trying to alter anything."

This research attended to describe the teachers' perception on communicative approach and authentic materials, particularly their skill to select the appropriate authentic materials in designing their lesson plans and develop the teaching materials that were appropriate with the objectives to be achieved, and the classroom activities which emphasized the use of authentic materials in their presentation.

### **2. Research Variables**

The independent variables of this research were the teachers' vision and perception on the theory of language and the theory of learning underlying the Communicative Approach, as well as their comprehension on authentic materials, which was symbolized with  $X_1$  and the teachers' skill to select the appropriate authentic materials in designing their lesson plan was symbolized with  $X_2$ . While the dependent variable was the teachers' skill in presenting the materials in the class, symbolized with  $Y$ .

## **C. *Operational Definition of Variables***

### **1. The Teachers' Perception on Communicative Approach and Authentic Materials ( $X_1$ )**

This variable was assigned to see the perception of the teachers on communicative approach as well as their

comprehension on authentic materials. It emphasized both on theoretical and practical responses of the teachers' stimulating and understanding on communicative approach, particularly on authentic materials.

Questionnaire was employed to measure the teachers' perception variable.

## **2. The Teachers' Skill to Select the Appropriate Authentic Materials in Designing their Lesson Plan (X<sub>2</sub>)**

This variable was defined as the level of CLT method analysis in which we considered (a) what the objectives of the method were; (b) how language content was selected and organized within the method, that was, the syllabus model the method incorporated; (c) the types of learning tasks and teaching activities the method advocated; (d) the roles of learners; (e) the roles of teachers; and (f) the roles of materials which were in the forms of authentic materials.

To measure the variable, the writer employed the official document checklist.

## **3. The Teachers' Skill on Presenting the Materials in the Class (Y)**

This variable encompassed the actual moment-to-moment techniques, practices, and behaviors that operated in teaching a language according to the CLT method. It was the level at which we described how this method realized its approach and designed in classroom behavior. At this level, we were concerned with how the learning tasks and teaching activities were integrated into lessons and used as the basis for teaching and learning. It focused on the way the method handled the presentation, practice, and feedback phases of teaching.

The writer employed the classroom observation checklist to measure this variable.



#### **D. *Population and Sample***

The population of the research consisted of the teachers of English at State SMUs in South Sulawesi.

The samples of the population were taken using a purposive sampling. This was due to the fact that the samples assigned should meet particular criteria. As implied earlier that the source of the data needed was teachers' perception and their ability to apply the communicative approach principles in their classroom. In this case, the samples assigned were those who had participated in the in-service training of communicative approach. Therefore, the teachers who taught at the first, second, and third year of favorite senior high schools in South Sulawesi were purposively taken as the samples since they were presumed of having participated in the training.

So, there were 64 of 69 subjects, which were proposed to be involved in this study, that is three teachers for each of these regencies:

- |                 |               |
|-----------------|---------------|
| 1) Ujungpandang | 13) Luwu      |
| 2) Maros        | 14) Wajo      |
| 3) Pangkep      | 15) Soppeng   |
| 4) Barru        | 16) Bone      |
| 5) Pare-Pare    | 17) Sinjai    |
| 6) Pinrang      | 18) Bulukumba |
| 7) Polmas       | 19) Selayar   |
| 8) Majene       | 20) Bantaeng  |
| 9) Mamuju       | 21) Jenepono  |
| 10) Sidrap      | 22) Takalar   |
| 11) Enrekang    | 23) Gowa      |
| 12) Tator       |               |

#### **E. *Data Collection***

The data collection was done through questionnaire, official document checklist, and classroom observation checklist. Non-participant observer, who recorded in detail as

an outsider, all the teacher's behaviors and the phenomena, which took place, performed it.

***Instrumentation:***

There were three instruments employed in this research:

1. Questionnaire; which was a set of open-ended questions, was used to gather information about the teachers' perception on the theory of language and theory of learning underlying the Communicative Approach, as well as their comprehension on authentic materials.
2. Official Document Checklist; was employed to find out the data about the lesson plan and teaching materials that the teachers designed in their presentation. It was also used to know the teachers' skill in developing materials using authentic materials.
3. Classroom Observation Checklist; was employed to collect data on the procedure of the presentation of materials in the classroom, including the instructional patterns used in lessons.

**F. *Data Analysis***

There were two ways used to analyze the data: Statistical and Non-Statistical Analysis. Statistical analysis analyzed the data through descriptive and inferential analysis by using the Statistical Analysis System (SAS).<sup>1</sup>

Descriptive analysis was employed to analyze the data collected through the instruments mentioned previously. The data were tabulated in the table of frequency to identify the modus of the teachers' perception on communicative approach and authentic materials ( $X_1$ ), their skill to select the

---

<sup>1</sup> SAS = - Copyright (C) 1987 SAS Institute Inc., Cary, N.C. 27512-8000, USA. - SAS Proprietary Software Relays 6.04. - Licensed to SAS Institute Inc., SITE 00000001.

appropriate authentic materials in designing lesson plan ( $X_2$ ), and their skill in presenting the materials in the class (Y).

Inferential analysis, namely the multiple linear regression analysis, was employed to identify the positive influence of the variables  $X_1$  and  $X_2$  on Y, either independently or simultaneously, as stated in the hypotheses.

Non-statistical analysis meant that the data were analyzed qualitatively. It was aimed at describing some constraints faced by the teachers in making use of the authentic materials in their teaching, as well as other findings identified by the researcher in the field.

## **G. *The Findings***

The findings reported in this chapter are based on the analysis of the data collected and the application of the methods described in the previous chapter. It has been stated there that the study is descriptive survey method by which the teachers' perception on communicative approach, particularly on authentic materials is described. In relation to this, the findings reported are those useful to describe that competence.

Referring to the question in Chapter I, the findings are organized into three aspects of analyses, namely the findings based on the analyses of descriptive statistics, inferential statistics, and qualitative.

### **1. Research Findings Based on the Descriptive Statistical Analysis**

Research findings based on the descriptive statistical analysis deal with the teachers' background and their perception on communicative approach and authentic materials, their skill to select the appropriate authentic materials in designing lesson plan and their skill in presenting the materials in the class. It has been stated earlier that those data are collected by using three kinds of instruments: questionnaire, official document checklist, and classroom observation checklist.

**a. The Results of the Data Collected through the Questionnaire**

1) *Length of Service of the SMU English Teachers*

The following table presents the frequency distribution of length of service in teaching English of the 64 sample teachers who are taken as the respondents:

**Table 1. Length of service of the SMU English teachers**

<b>Y e a r s</b>	<b>Frequency</b>	<b>Percentage</b>
< 10	14	21.87
11 – 20	41	64.06
21 – 30	6	9.39
> 30	3	4.69
<b>T o t a l</b>	<b>64</b>	<b>100</b>

Table 1 shows that of the 64 teachers, most of them are senior teachers who have class experience in teaching English. It indicates that, at least, they have understood the concepts underlying the communicative approach and involved in teaching English for about more than ten years.

2) *Extra Teaching Hours*

Most of the English teachers observed did not have extra teaching hours outside their time schedule at school as shown in the table 2 below:

**Table 2. The total number of extra teaching hours in other schools done by the teachers**

Hours per Week	Frequency	Percentage
0	47	73.44
1 – 10	8	12.50
11 – 20	8	12.50
> 21	1	1.56
<b>T o t a l</b>	<b>64</b>	<b>100</b>

The data presented on the table above indicate that the teachers of English had sufficient time to focus their attention on their primary duty in teaching since they generally did not teach in other schools except at their own.

#### 3) *Conducting Private Class/English Course*

Of the 64 sample teachers, only 14.06% of them that had time in conducting private class/English course either at home or at the course place. The data can be seen in the following table.

**Table 3. The total number of the teachers' time in conducting private class/English course**

Hours per Week	Frequency	Percentage
0	55	85.94
1 - 10	7	10.94
> 11	2	3.12
<b>T o t a l</b>	<b>64</b>	<b>100</b>

#### 4) *Attending the In-Service Teacher's Training*

The following table presents the frequency distribution of the total number of the in-service teacher's training

attended (i.e. PKG, MGMP, P3G, SPKG) by the English teachers who are taken as respondents:

**Table 4. The total number of the in-service teacher's training attended by the English teachers**

<b>Responses</b>	<b>Frequency</b>	<b>Percentage</b>
1 – 5 times	40	62.50
6 – 10 times	19	29.69
11 – 15 times	5	7.81
<b>T o t a l</b>	<b>64</b>	<b>100</b>

Table 4 above shows that generally the English teachers observed had been participating in the in-service teachers' training for 1 up to 5 times. This means that they have sufficient knowledge and understanding about communicative approach.

*5) Teachers' Perception on the Theory of Language*

The teachers' perception on the theory of language underlying the communicative approach was found poor. Most of them had not understood yet about that theory. Only 4.69% of the teachers could be categorized to have correct understanding of it. The data are shown in the following table:

**Table 5. Teachers' perception on the theory of language underlying the communicative approach**

<b>R e s p o n s e s</b>	<b>Frequency</b>	<b>Percentage</b>
- a system for expressing meaning through grammar and vocabulary which reflect the use of meaning functionally and communicatively in communicating & interacting	3	4.69

- a system for expressing meaning in communication and interaction	19	29.69
- means of communication or interaction	41	64.06
- not suitable with the indicators or let the answer blank	1	1.56

#### 6) *Teachers' Perception on the Theory of Learning*

Most of the English teachers observed also did not have sufficient knowledge about the theory of learning underlying the communicative approach. It can be seen from the data obtained about that matter in which the teachers' perception on the theory of learning underlying the communicative approach was found to be poor. Only one of the 64 teachers observed that could give correct response about it. These are shown in the table 6 below:

**Table 6. Teachers' perception on the theory of learning underlying the communicative approach**

<b>R e s p o n s e s</b>	<b>F r e q u e n c y</b>	<b>P e r c e n t a g e</b>
- an activity of written and oral communication through meaningful tasks in order to motivate the learners	1	1.56
- an activity of meaningful communication in order to motivate the learners	3	4.69
- communication activity or an activity by giving meaningful tasks	30	46.88

- not suitable with the indicators or let the answer blank	30	46.88
<b>T o t a l</b>	<b>64</b>	<b>100</b>

7) *Teachers' Perception on Communicative Approach*

The teachers' perception on communicative approach was found fair. It can be seen on the table 7 below in which there were 64.06% of the sample teachers that agreed with the statement given about the definition of communicative approach, and that they could propose good reasons about that.

**Table 7. Teachers' perception on communicative approach**

<b>R e s p o n s e s</b>	<b>F r e q u e n c y</b>	<b>P e r c e n t a g e</b>
- strongly agree and give reasons	6	9.38
- agree and give reasons	41	64.06
- strongly agree or agree but give no reasons	12	18.75
- let the answer blank	5	7.81
<b>T o t a l</b>	<b>64</b>	<b>100</b>

8) *Teachers' Perception on Authentic Material*

Most of the English teachers did not understand well about what actually the authentic material was. Some of them only mentioned that authentic material was newspaper, magazine, and brochure. Moreover there was one teacher said that all the materials included on English Syllabus (GBPP) were called authentic materials. Furthermore, the data are shown in the following table:



**Table 8. Teachers' perception on authentic materials**

<b>R e s p o n s e s</b>	<b>F r e q u e n c y</b>	<b>P e r c e n t a g e</b>
- materials that are designed not by teachers for purposes other than lang. teaching, but they can be used as teaching materials	5	7.81
- materials that are designed for purposes other than language teaching	15	23.44
- materials taken from newspaper, magazine, etc.	9	14.06
- not suitable with the indicators or let the answer blank	35	54.69
<b>T o t a l</b>	<b>64</b>	<b>100</b>

9) *Teachers' Consideration in Using Authentic Materials*

There was only one (1.56%) of the 64 teachers stated that authentic materials were suitable to be used in teaching and learning English if they were challenging and suitable with the need, interest, and culture of the students, and with the theme to be taught. Unfortunately, most of the teachers only considered one of those points or even let the answer blank. The data can be seen in the table below:

**Table 9. Teachers' consideration about the suitability of authentic materials to be used in teaching-learning English**

<b>R e s p o n s e s</b>	<b>F r e q u e n c y</b>	<b>P e r c e n t a g e</b>
- the materials are challenging, suitable with the students' need, interest, culture, and with the theme to be taught	1	1.56

- the materials are challenging & suitable with the theme to be taught	6	9.38
- the materials are suitable with the theme to be taught	27	42.19
- not suitable with the indicators or let the answer blank	30	46.88
<b>T o t a l</b>	<b>64</b>	<b>100</b>

10) *Teachers' Response to the Importance of Authentic Materials*

Generally, the teachers had positive attitude towards the use of authentic materials as teaching aid. Most of them (70.31%) said that they agreed with the statement that authentic materials were very important to be used in teaching and learning English. The following table shows that data:

**Table 10. Teachers' response about the importance of using authentic materials in teaching-learning English**

<b>R e s p o n s e s</b>	<b>F r e q u e n c y</b>	<b>P e r c e n t a g e</b>
- strongly agree and give reasons	8	12.50
- agree and give reasons	45	70.31
- strongly agree or agree but give no reasons	1	1.56
- not agree or let the answer blank	10	15.63
<b>T o t a l</b>	<b>64</b>	<b>100</b>

11) *Teachers' Frequency in Using Authentic Materials*

Of the 64 sample teachers, only 14.06% of them admitted that they always used authentic materials in

teaching English. Most of them said that they used the materials only once in every eight or four class meetings. The complete data can be seen in the table 11 such as follows:

**Table 11. Teachers' frequency in using authentic materials as teaching and learning aid**

<b>R e s p o n s e s</b>	<b>Frequency</b>	<b>Percentage</b>
- every class meeting	9	14.06
- once in every two class meetings	10	15.63
- once in every four or eight class meetings	25	39.06
- never	20	31.25
<b>T o t a l</b>	<b>64</b>	<b>100</b>

12) *Teachers' frequency in developing authentic materials*

Most of the teachers observed claimed that they developed the authentic materials at the three stages in their teaching. They said that they did not only develop the materials at the stage of pre-activity, but also at the practice and post-activity stage. Table 12 below shows the data:

**Table 12. Teachers' frequency in developing the authentic materials in English teaching and learning process**

<b>R e s p o n s e s</b>	<b>Frequency</b>	<b>Percentage</b>
- pre-activity, practice, and post-activity stages	26	40.63
- two of the three stages	13	20.31
- one of the three stages	10	15.63
- not develop	15	23.44
<b>T o t a l</b>	<b>64</b>	<b>100</b>

**b. The Results of the Data Collected through the Official Document Checklist**

The data collected through the official document checklist consist of two parts, that is the data about general teaching instruments prepared and possessed by the teachers, and their skill to select the appropriate authentic materials in designing lesson plan.

The data about general teaching instruments had by the teachers are included in the table 13 as follows:

**Table 13. General teaching instruments of the teachers**

Teaching Instruments	Frequency		Percentage	
	No	Yes	No	Yes
1. Having English Syllabus (GBPP)	0	64	0.00	100.00
2. Having Technical Guiding Book	2	62	3.12	96.87
3. Having Guide Book of Teaching- Learning Activities & Evaluation	2	62	3.12	96.87
4. Using Textbook and Other Source Books	8	56	12.50	87.50
5. Preparing Teaching-Learning Activity Materials	6	58	9.38	90.62
6. Preparing Teaching Aids	62	2	96.87	3.12
7. Using Students' Worksheet (LKS)	5	59	7.81	92.19
8. Preparing Exercises	25	39	39.06	60.94
9. Making Evaluation Instruments	18	46	28.12	71.87

Table 13 above shows that the majority of the English teachers observed had complete teaching instruments and they had prepared the instruments before they came to the class, except the availability of the teaching aids.

To see the teachers' skill to select the appropriate authentic materials in designing their lesson plan, the following data are presented.

1) *Kinds of Teaching Material Used*

There are three kinds of teaching materials included in the official document checklist instrument to be observed in the teachers' document. They are traditional material, look-like authentic material, and authentic material itself. Traditional materials here mean the materials taken from the textbooks which are written especially for the use of language teaching. Look-like authentic materials are materials, which appear to be authentic as if they were real authentic. They do not belong to the authentic materials because they are designed for use in language teaching. While the materials are authentic if they are designed for purposes other than language teaching, but they can be used as teaching materials.

Based on the data obtained, there were only 13 (20.31%) of the 64 teachers, which included the authentic materials in designing their lesson plan. The rest (79.69%) used the combination of traditional and look-like authentic materials. The data are shown in the following table:

**Table 14. Kinds of teaching materials included by the teachers in designing their lesson plan**

<b>Kinds of Teaching Material</b>	<b>Frequency</b>	<b>Percentage</b>
Authentic Materials	13	20.31
Non-Authentic Materials	51	79.69
<b>T o t a l</b>	<b>64</b>	<b>100</b>

The authentic materials included by the 13 teachers were not all-authentic, but they were the combination between authentic and traditional materials, authentic and look-like authentic materials, or the combination of the three materials. These, further, can be seen in the table below:

**Table 15. The frequency distribution of the combined materials used by the teachers**

<b>Combination of the Materials</b>	<b>Frequency</b>	<b>Percentage</b>
Authentic + Traditional Materials	10	15.63
Authentic + Look-like Authentic Mats.	2	3.12
Authentic + LLAM + Traditional Mats.	1	1.56
<b>T o t a l</b>	<b>13</b>	<b>20.31</b>

From the two tables above, it can be seen that the majority of the teachers (79.69%) do not include the authentic materials in designing their lesson plan. It indicates that the teachers do not consider and realize the importance of using authentic materials as the implementation of one of the principles of communicative approach in teaching English in the classroom.

## *2) The Elaboration of Materials*

There are some considerations that the teachers can take in elaborating their materials. Those are the materials should meet the students' ability and culture, should be challenging and interesting to the students.

Based on the result of observation, it was found that generally the teachers had had good consideration in developing their materials and only few of them did not take consideration in doing it. The following table shows that clearly:

**Table 16. Teachers' considerations in developing their teaching materials**

<b>C o n s i d e r a t i o n s</b>	<b>F r e q u e n c y</b>	<b>P e r c e n t a g e</b>
- suitable with the students' ability & culture, interesting & challenging to the students	57	89.06
- did not take any considerations	7	10.94
<b>T o t a l</b>	<b>64</b>	<b>100</b>

### 3) *Sources and Forms of Teaching Material Used*

Most of the English teachers observed still used the textbook as their main source of material in teaching. There were only 20.31% of them who also took their teaching materials from other sources except the textbook. Table 17 below shows the data:

**Table 17. Sources of teaching material used by the teachers**

<b>Sources of Teaching Material</b>	<b>F r e q u e n c y</b>	<b>P e r c e n t a g e</b>
- Textbook	51	79.69
- Non-Textbook (e.g. newspaper, magazine, etc.)	13	20.31
<b>T o t a l</b>	<b>64</b>	<b>100</b>

While the materials used by the teachers, generally, in the form of texts. The teaching materials used in each meeting, however, were not only in the form of texts but also varied (e.g. advertisement, letter, etc.) or the combination of all.

4) *Stages of Developing Materials*

The stages of developing material done by the teachers observed consisted of three stages, namely starting point/pre-teaching, practice and production, and post-teaching. Most of the teachers, however, developed their teaching material not in all stages. Generally, they did it only in one stage either in pre-teaching, practice, or post-teaching. The complete data are shown in the following table:

**Table 18. Stages of developing material done by the teachers**

<b>The Number of Stages</b>	<b>Frequenc y</b>	<b>Percentag e</b>
- two of the three stages	6	9.38
- one of the three stages	50	78.12
- not develop at all	8	12.50
<b>T o t a l</b>	<b>64</b>	<b>100</b>

5) *Considerations in Organizing Teaching Materials*

In organizing teaching materials, there were three aspects to be considered by the teachers. They were the coverage of the teaching materials based on the meaningfulness for students, the sequence of the materials from easy to difficult level, the depth of the materials according to the ability required for the class.

From the data obtained, it was found that most of the teachers did not take the considerations in organizing their teaching materials. The rest who did it take one or two considerations, and only five of them took the three. Furthermore, the data can be seen in the table below:



**Table 19. Teachers' considerations in organizing their teaching materials**

<b>Number of Considerations</b>	<b>Frequency</b>	<b>Percentage</b>
- take all the considerations	5	7.81
- take two of the three	14	21.87
- take one of the three	13	20.31
- did not take any	32	50.00
<b>T o t a l</b>	<b>64</b>	<b>100</b>

**c. The Results of the Data Collected through the Classroom Observation Checklist**

1) *Pre-Teaching Stage*

There are four activities done by the teachers in pre-teaching stage. They are apperception, warming-up, leading question, and elicitation. Based on the observation done in the classroom, it was found that the majority of the teachers carried out the activities in their pre-teaching and only one of them did not do it, but directly came to the practice stage. The following table shows the data.

**Table 20. The number of teachers conducting activities in pre-teaching stage**

<b>Conducting Activities</b>	<b>Frequency</b>	<b>Percentage</b>
Y e s	63	98.44
N o	1	1.56
<b>T o t a l</b>	<b>64</b>	<b>100</b>

2) *In-Teaching Stage*

In presenting the materials in the class, the teachers combined their teaching materials between traditional and

look-like authentic materials, or traditional and authentic materials. The frequency distribution of the use of materials done by the teachers are presented in the following:

**Table 21. Kinds of teaching materials used by the teachers in their presentation in the class**

<b>Kinds of Teaching Material</b>	<b>Frequency</b>	<b>Percentage</b>
- Traditional Materials	38	59.38
- Look-like Authentic Materials	39	60.94
- Authentic Materials	10	15.63

The next table shows the forms of authentic material used by the teachers:

**Table 22. Forms of authentic material used by the teachers**

<b>Forms of Authentic Material</b>	<b>Frequency</b>	<b>Percentage</b>
- Magazine	3	30.00
- Newspaper	5	50.00
- Brochure	1	10.00
- Poster	1	10.00
<b>T o t a l</b>	<b>10</b>	<b>100</b>

While the interaction models occurred during the presentation of the teachers in the classroom varied and formed the combination of some interactions. These are shown in the following table:

**Table 23. Models of interaction occurred during the presentation of the teachers in the class**

<b>Models of Interaction</b>	<b>Frequency</b>	<b>Percentage</b>
- Individual activity	58	90.62
- Pair activity	36	56.25
- Interpersonal activity	5	7.81
- Group activity	30	46.88
- Class activity	52	81.25

The data presented above indicate that individual activity as one of the interaction models occurred in the classroom was still used by the majority of the teachers, although they combined the models one in another.

### 3) *Post-Teaching Stage*

Most of the teachers observed did the activities in post-teaching stage. However, those activities did not vary and generally the teachers only asked students to do written activities or by giving assignment as a homework (e.g. identify the advantages and weaknesses of Karang Taruna, write a business letter, etc.). The number of teachers conducted the activities in post-teaching stage can be seen in the following table:

**Table 24. The number of teachers conducting activities in post-teaching stage**

<b>Conducting Activities</b>	<b>Frequency</b>	<b>Percentage</b>
Yes	50	78.12
No	14	21.87
<b>T o t a l</b>	<b>64</b>	<b>100</b>

4) *Feedback*

In this section, there were two kinds of activities and interactions occurred: correction and reinforcement. Most of the teachers also did this kind of activities in which the data are shown in the table below:

**Table 25. The number of teachers conducting activities in feedback stage**

Conducting Activities	Frequency	Percentage
Yes	39	60.94
No	25	39.06
<b>T o t a l</b>	<b>64</b>	<b>100</b>

**2. Research Findings Based on the Inferential Statistical Analysis**

In the following, it is presented the results of the analysis obtained by using t-test to investigate the influence of each independent variable ( $X_1$  and  $X_2$ ) on the skill of the teachers of English in presenting the materials in the class (Y), in which the summary can be seen in the following table.

**Table 26. The result of t-test for each independent variable in Y regression on X1 and X2**

V a r i a b l e	Estimator	Standard Error	t - Value	Significanc e t
Teachers' Perception on Communicative Approach and Authentic Materials	0.55	0.087	6.33	0.0001
Teachers' Skill to Select the Appropriate Authentic Mats. in Designing Lesson Plan	0.61	0.061	9.95	0.0001

Based on the table 26 above, the influence of each independent variable on the skill of the teachers of English in presenting the materials in the class at SMUs in South Sulawesi Province can be explained as follows.

**a. The Influence of Variable  $X_1$  on  $Y$**

The t-value = 6.33 stated in the table 26 concerning with the variable of the perception of the teachers of the communicative approach and authentic materials ( $X_1$ ) is very obvious, because the t-value has significance  $p = 0.0001$  which is much smaller than the significant level used in this research, that is  $\alpha = 0.05$ . This shows that the parameter estimator of the regression coefficient  $\beta_1$  that is  $b_1 = 0.55$  is obvious with positive direction. In other words, the hypothesis of statistics  $H_0 : \beta_1 = 0$  is rejected and  $H_1 : \beta_1 > 0$  is accepted.

The conclusion which can be taken from the research results is that the perception of the teachers of the communicative approach and authentic material ( $X_1$ ), the indicators of which have been mentioned in the previous chapter, undoubtedly has positive influence on the skill of the teachers of English in presenting the materials in the class ( $Y$ ) at SMUs in South Sulawesi Province. This conclusion indicates that the more positive the perception and understanding of the teachers of the communicative approach and authentic material, the better their skill in presenting the materials in the class is.

The result of the partial correlational analysis shows the value of partial determinant  $r^2 = 0.397$  which means that the pure contribution of the variable of the teachers' perception of the communicative approach and authentic material on the skill of teachers in presenting the materials in the class is 39.7%. The regression coefficient  $b_1 = 0.55$  describes that if the perception of the teachers about the communicative approach and authentic material is optimally improved (100%), it is estimated that their skill in presenting the materials in the class will increase about 55%.

The result of the analysis above shows that Hypothesis 1 which has been stated in Chapter II is declared to be valid, that is *the perception of the SMU English teachers of the communicative approach and authentic materials has positive influence on the skill of the teachers in presenting the materials in the classroom at SMUs in South Sulawesi Province.*

#### **b. The Influence of the Variable $X_2$ on Y**

The t-value = 9.95 shown in the previous table (Table 26) concerning with the variable of the teachers' skill to select the appropriate authentic materials in designing lesson plan ( $X_2$ ) is very obvious, because t-value has significance  $p = 0.0001$  which is much smaller than the level of significance used in this research, that is  $\alpha = 0.05$ . This shows that the parameter estimator of the regression coefficient  $\beta_2$  that is  $b_2 = 0.61$  is also obvious with positive direction. In other words, the hypotheses of statistics  $H_0 : \beta_2 = 0$  is rejected and  $H_1 : \beta_2 > 0$  is accepted.

The conclusion which can be drawn from this test result is that the skill of the teachers to select the appropriate authentic materials in designing their lesson plan ( $X_2$ ), the indicators of which have been mentioned in the previous chapter, clearly has positive influence on the skill of the teachers of English in presenting the materials in the class (Y) at SMUs in South Sulawesi Province. This conclusion shows that the higher the skill of the teachers to select the appropriate authentic materials in designing lesson plan, the better their skill in presenting the materials in the class is.

The result of the partial correlational analysis shows the value of partial determinant  $r^2 = 0.619$  which means that the pure contribution of the variable of the skill of the teachers to select the appropriate authentic materials in designing lesson plan on their skill in presenting the materials in the class is 61.9%. The regression coefficient  $b_2 = 0.61$  describes that if the skill of the teachers to select the appropriate authentic materials in designing lesson plan is increased optimally

(100%), it is predicted that their skill in presenting the materials in the class will increase about 61%.

The result of the analysis above also shows that Hypothesis 2 which has been proposed in Chapter II is also declared to be true, that is *the skill of the SMU English teachers to select the appropriate authentic materials in designing their lesson plan has positive influence on the skill of the teachers in presenting the materials in the class at SMUs in South Sulawesi Province.*

### **c. The Influence of the Variable $X_1$ and $X_2$ on $Y$**

The result of further analysis concerning with the influence of the teachers' perception of the communicative approach and authentic materials ( $X_1$ ), and their skill to select the appropriate authentic materials in designing lesson plan ( $X_2$ ) on the skill of the teachers of English in presenting the materials in the class ( $Y$ ) at SMUs in South Sulawesi Province is presented in the following.

Based on the results of multiple linier regression analysis, we get the regression equation as follows:

$$Y = 2.77 + 0.55 X_1 + 0.61 X_2$$

where,

- $Y$  = the score of the skill of the teachers in the class
- $X_1$  = the score of the perception of the teachers on the CA and authentic materials
- $X_2$  = the score of the skill of the teachers in designing lesson plan using authentic materials.

Based on the equation, the analysis of variance in the regression is done, in which the summary can be seen in the following table:

**Table 27. The summary of the analysis of variance in Y regression on X<sub>1</sub> and X<sub>2</sub>**

Source of Variation	Degree of Freedom	Sum of Squares	Mean Square	F Value	Significance F
Model	2	667.139	333.570		
Error	61	228.345	3.744	89.11	0.0001
Total	63	895.484	--		

$$R^2 = 0.7450$$

Based on the table above, it can be explained that F value = 89.11 is also obvious, because the significance F (p = 0.0001) is much smaller than the significant level used in this research, that is  $\alpha = 0.05$ . This means that the regression model selected is considered suitable with the data obtained. Besides that, the statistical hypotheses  $H_0 : \beta_1 = \beta_2 = 0$  is rejected and  $H_1 : \beta_1 \neq 0$  or  $\beta_2 \neq 0$  is accepted. So it can be concluded that for the reliability level 95%, the variables of the teachers' perception of the communicative approach and authentic materials (X<sub>1</sub>), and their skill to select the appropriate authentic materials in designing lesson plan (X<sub>2</sub>) simultaneously have significant influence on the skill of the teachers of English in presenting the materials in the classroom (Y) at SMUs in the South Sulawesi Province. The explanatory power or coefficient of determinant  $R^2 = 0.7450$  indicates that about 74.5% of the skill of the teachers of English in presenting the materials in the classroom is determined by both their perception of the communicative approach and authentic material, and their skill to select the appropriate authentic materials in designing lesson plan.

The result obtained above also indicates that Hypothesis 3 stated in the last part of Chapter II is also declared to be true, that is *the perception of the SMU English teachers of the communicative approach and authentic material, and their skill to select the appropriate authentic materials in designing lesson plan both have influence on the skill of the teachers in*



*presenting the materials in the classroom at SMUs in South Sulawesi Province.*

### **3. Research Findings Based on the Qualitative Data Analysis**

This section presents the data concerning some constraints faced by the teachers of English in the application of the use of authentic materials in their teaching, as well as other findings identified by the researcher in the field.

#### **a. The Constraints**

##### **1) The Unavailability of Authentic Materials**

Most of the teachers complained about the unavailability of the authentic materials in their area as the main constraint faced by them in using the materials in their teaching. They said that it was hard to get authentic materials, especially those, which were suitable with the theme to be taught.

##### **2) The Lack of Teacher's Budget**

Since the schools did not provide special budget for materials except the textbook, teachers had to use their own money to carry on the authentic materials be available. Besides that, the teachers also complained about the unavailability of photocopying facilities to make the copies of the materials for their students.

##### **3) Students' Ability**

Many teachers were concerned with students' low motivation to learn English as it was a difficult subject to master. Consequently, according to the teachers, it influenced the ability of the students in learning English, particularly in understanding the level of language difficulty included in authentic materials. Several teachers also complained about the inadequate mastery of Bahasa Indonesia of their students, as many of them used their own local native language far more frequently than they did the national language. So when the teachers explained the lesson in Bahasa Indonesia, they wondered whether their students could understand the

explanation or not. This was indeed a very serious problem as it affected students' performance in other subject as well, especially in English subject.

## **b. Other Findings**

### **1) Classroom Management**

In some classes, the teacher found it very difficult to focus the students' attention on the lesson, with the result that many of the students, while remaining reasonably quiet and well behaved, became bored and obviously restless. Some students simply lost interest and chatted, or played amongst themselves. What was perhaps more surprising was that the teacher quite frequently ignored such students and seemed to let them carry on with these private 'activities.'

In brief, a number of weaknesses in basic classroom management are apparent and need to be addressed in pre and in-service teacher training programs are: (1) the lack of any specific instructions to the students, (2) the lack of clarity in instructions, (3) the lack of monitoring as to whether instructions are, in fact, being carried out, and (4) the lack of action when instructions are obviously not being carried out. These are also in accordance with the findings of English Diagnostic Survey conducted by Sadtono et. al. in 1996.

### **2) Classroom Interaction**

Another crucial point identified by the researcher was a lack of genuine interaction in the classroom most of the time. Much of what observed can fairly be described as "one way traffic." The students were rarely given chance to say anything at all. When they were invited to speak, it was often at a choral level and there was also little obvious checking as to whether any learning had in fact taken place, except sometimes with vague, general questions such as "Do you understand?", to which the answer was, of course, invariably (but rather dubiously) a loud "Yes!"

Similarly, when a student was corrected, this was almost invariably done immediately by the teacher, very rarely elicited from other students, much less from the

student him/herself in the form of a self-correction. More encouragingly, a few teachers started their lesson with elicitation questions based on the use of pictures (e.g. a football player, means of transportation). However, these efforts tended to subside quickly without really achieving their intended aim. The teachers here showed a willingness to elicit, but lacked the ideas, techniques and, perhaps, the confidence to make this effective in practice.

Classroom interaction also included interaction between students, e.g. in the form of pair-or group-work. Collaborative work of this kind was observed in the majority of classes visited, and with some apparent success, particularly for students who tended to be shy or quiet in whole-class work. However, despite this, it was difficult to be certain of two things: whether pair-work was a regular feature of classes and whether the teachers were really convinced of the value of this kind of interaction. This uncertainty arose from the simple observation that teachers would frequently instruct their students to work in pairs, and then most of the students would get on with the task by themselves, and the teachers then only rarely took action to remind students to do as instructed.

### **3) The Use of Textbooks**

Teachers currently used a variety of different kinds of textbooks and some of them used the student's worksheet (LKS) as it was more practical. In fact, there was one class (in Jeneponto) failed to yield a worthwhile observation, as the teacher simply told the students to get on with exercises in their worksheets for the whole of the lesson. In some areas, a number of students cannot afford to buy textbooks, so during the lesson, many of them shared the same book.

### **4) The Unavailability of Teaching Aids**

There were only one or two teachers used teaching aids during the class observation. The rest simply followed the textbook faithfully. There was no teaching aids that the teacher could manipulate were seen, only still pictures, and the pictures are often too small for the students at the back of

the class to see. There was only one cassette recorder used to teach listening comprehension (in Soppeng). The realia (real objects) were nowhere to be seen during the class observation.

## **H. Discussion**

### **1. The Perception of the Teachers about the Communicative Approach and Authentic Materials**

Every approach or method used in the language teaching has its own different theory of language and theory of learning. Basically, the points of view of the language and learning have an approach which can be applied in the learning of the language.

Brown (1994: 70) stated that language is a system for expressing meaning through grammar and vocabulary which reflect the use of meaning functionally and communicatively in communication and interaction, and learning is an activity of oral and written communication by giving meaningful tasks in order to motivate the learners. These are the theories underlying the language teaching approach, which is popularly called the communicative approach.

However, it seems that the popularity of this approach does not go hand in hand with the perception of the teachers of English at the senior high schools in South Sulawesi about the theory of language and the theory of learning on which the communicative approach is based. This can be seen from the data obtained that the teachers as a whole do not have good perception about the theory of the language. What is hoped is that the teachers have good perception because they all have attended the in-service teacher training programs (e.g. PKG). This implies that they do not understand the theory of language underlying the communicative approach, which is given in the PKG, or it is possible that the theory of language is not explained well in the PKG.

Further, like the perception about the theory of language, the perception of the teachers about the theory of learning is

also very poor. The data of the research show that only one teacher can explain correctly that learning which is meant in this approach is an activity of written and oral communication through meaningful tasks in order to motivate the learners. Therefore, it can be concluded that those teachers do not understand the theory of learning, either, which underlies the communicative approach or it is possible that the explanation of the theory of learning is not complete to be given in the PKG activities. These are also supported by Suyanto's finding in her survey of the implementation of the 1994 English curriculum in 1996. She found out that most English teachers have had the PKG/SPKG training, but the teachers have not fully understood the basic principles of the curriculum, particularly the theories contained in the so-called 'meaningful approach' on which the 1994 English curriculum is based.

However, although the teachers cannot give the meaning of the theory of language and the theory of learning correctly which underlie this communicative approach, most of them agree that this approach is an approach in teaching and in designing lesson plans based on the learners' needs, both for functional and linguistic purposes, which always involves learners actively in communication using the target language.

Seeing these figures, it indicates that this approach can be continuously applied in the teaching of English at senior high schools. From this, it can also be found out that the teachers expect that in the learning process, the learners can use English in communicating actively.

Like the perception of the teachers on communicative approach, the teachers' perception towards authentic materials is also far from perfection. It seems that the definition of authentic materials is not understood well by the teachers of English although they understand the purpose of it.

As a whole, they agree about the importance of using authentic materials in the teaching of English because learners can understand and use the language being learned by using authentic materials, which reflect the real life

situations. On the other hand, several teachers do not agree with the use of authentic materials. Their reasons are that authentic materials are very difficult to find and they take a lot of money to prepare, given that fact that the use of English in our country is limited to certain areas and circles. The teachers who hold that opinion can be understood since they live and teach in the areas far from modern city life where it is easy to get authentic materials. Therefore, it can be concluded that their disagreement about using authentic materials is influenced by the inability to get the authentic materials, so that if they are required to use authentic materials, it will disrupt the teaching and learning process. However, those who agree say that the use of authentic materials is necessary and it does not mean that the process of learning should be stopped if there are no authentic materials. Therefore, the use of authentic materials is adapted to the situation where the learning takes place. If it is easy to get authentic materials in the area, they must be used and if the materials cannot be found although they are important, the learning process should go on using traditional, look-like authentic materials, or teacher-made materials.

Thus, the use of authentic materials is difficult to be done in every lesson. The teachers' reason is that not all materials to be taught can use authentic materials or it is not easy to find authentic materials for all materials for teaching, especially those which are suitable with the theme to be taught. So, authentic materials cannot be used in every lesson. Only few teachers admit that they can use authentic materials in their teaching, and it is evident that these teachers are those who teach in the areas where it is easy to get authentic materials and those teachers have desire and creativity to develop their teaching materials.

It can be seen here that not all teachers of English use authentic materials fully in the teaching process, but they always combine the authentic with conventional/traditional materials.

## **2. The Teachers' Skill to Select the Appropriate Authentic Materials in Designing Lesson Plan**

The inclusion of authentic materials in designing lesson plan done by the teachers is very limited. The teaching materials included by most of the teachers of English are still in the form of traditional ones (i.e. textbooks) which are supplied by the government. It is indeed a part of the Ministry of Education Project that official package textbooks are distributed to the students. These materials still dominate the teaching of English since they are 'ready-to-use' without requiring an effort to be developed (like authentic materials) by the teachers anymore. Besides that, the headmaster and the supervisor only demand the thoroughness of the presentation of the materials based on what being stated in the textbook, so that teachers rarely have initiative to take materials from other sources except the textbook.

These, of course, have an implication to the teachers' lesson plan. Most of teachers do not write the lesson plans themselves. They use the ones developed by the teacher team in PKG/SPKG programs. It is also in line with the finding of survey on the implementation of the 1994 English curriculum in senior high school in Kodya Malang, conducted by Harsono et. al. in 1996. They revealed that about 30% of the teachers surveyed did not design their lesson plans by themselves, and only copied from the existing ones, which were made at the PKG activities. In fact, according to the 1994 curriculum, they are supposed to develop the lesson plans, which meet the need of his or her class. In order for the teacher to develop proper lesson plans, it is necessary that she or he be creative.

English teachers, therefore, should not be burdened with a rigid and fixed lesson plan format which may restrict the creativity of the teachers in developing the instructional materials. An English teacher's lesson plan should be made to serve the need of the teacher and his/her students in creating meaningful language activities, so that it will become the guide of the teacher to teach in the class, and not just a formal procedure which will only serve the supervisor.

The supervisor, in this case, should also understand the real function of a lesson plan and be treated as something needed to ensure effective and meaningful teaching and learning activities in the class and not as something to fulfill a formal requirement. Therefore, the planning time of the teachers should be devoted more to selecting and adapting materials from different sources (textbooks, magazines, newspapers, advertisements, etc.), designing activities (types of tasks, questions, procedures) on the basis of the materials, and/or doing “cut-and-paste-and-photocopy” to be distributed as handouts for the students.

Furthermore, in organizing materials and determining the source of learning, teachers can take several things into account, that is the coverage of materials based on the meaningfulness for the learners, the sequence of materials from easy to difficult, and the depth of materials according to the ability required for the class. However, the teachers do not take into account everything well every time they organize and decide the sources of learning they use. The data of the research show that some teachers do not take into account the three items. This is a worrying fact because it is evident that the materials they teach are not well organized and it is even worse that only one teacher who pays attention to it.

Of course, it is not expected that this situation will go on continuously. Therefore, it is hoped that those who are responsible for PKG or MGMP should always guide the teachers in the training so they can be skillful in organizing their lesson plans.

### **3. The Teachers' Skill in Presenting the Materials in the Class**

In presenting the materials in the class, the teachers should conduct the three stages of presentation namely pre-teaching, in-teaching, and post-teaching. On the pre-teaching stage, it seems that the teachers do not find a lot of difficulties because they only do simple activities which function as apperception, warming-up, and usually in the



forms of leading questions in order to lead the students into the teaching materials, open the mind of the students to things related to the theme to be dealt with so that they will find it easy to learn the materials.

On the in-teaching stage, the teachers also can teach well according to the lesson plan they have prepared before. Every learning activity is done well individually, pair work and group work. However, the teaching materials presented are not interesting and challenging, still teacher-centered, and making the students bored in the learning process. These, of course, are not conducive to improve the skill and the ability of the students in learning English. Concerning this, the role of the teachers in the communicative learning needs to be optimally improved. The teachers should, at least, have two roles in the learning process as stated by Breen and Candlin (in Richards and Rodgers, 1986:77) that the first role is to facilitate the communication process between all participants in the classroom, and between these participants and the various activities and texts. The second role is to act as an independent participant within the learning-teaching group. The latter role is closely related to the objectives of the first role and arises from it. These roles imply a set of secondary roles for the teacher; first, as an organizer of resources and as a resource himself, second as a guide within the classroom procedures and activities.

In this stage, the teachers also often monitor the students and check their understanding of the materials being presented, even though the teachers' checking is only with vague and general question such as, "Do you understand?" to which the answer is, of course, invariably (but rather dubiously) a loud "Yes!" The materials that the teachers use vary from traditional materials, look-like authentic materials, and authentic materials. However, it seems that the teachers have a misconception of the students' worksheet or LKS (Lembar Kegiatan Siswa). Some teachers treat the LKS as the students' book and use it all the time in the classroom. In reality, an English teacher is

expected to provide the worksheets for his or her students. These materials are given to the students if they need them. They can be used as remedial material as well as enrichment.

The application of the use of authentic materials in the classroom English teaching and learning activities, automatically, is very limited. This happens because what the majority of the teachers design in their lesson plan before, indeed, do not include the authentic materials so that the frequency rate of the use of authentic materials in the class is also very low.

On the post-teaching stage, the teachers as a whole have also done it well, although there are still few teachers who ignore it. This happens because of the limited time for doing this. Too much time is spent on the in-teaching activities, so there is not enough time left for post-teaching activities. The teachers who do post-teaching usually give written activities such as ask students to identify the advantages and weaknesses of Karang Taruna, etc.

#### **4. The Influence of the SMU English Teachers' Perception of the Communicative Approach and Authentic Materials, and Their Skill to Select the Appropriate Authentic Materials in Designing Lesson Plan on the Skill of the Teachers in Presenting the Materials in the Class.**

Based on the result of the analysis of inferential statistics, it is found that there is a positive influence of the teachers' perception of the communicative approach and authentic materials, and their skill to select the appropriate authentic materials in designing lesson plan on the skill of the teachers in presenting the materials in the class, either independently or simultaneously. This means that the more positive the perception of the teachers of the communicative approach and authentic materials, as well as their skill to select the appropriate authentic materials in designing lesson plan, the better their skill to present the materials in the class is.

This finding seems to support the theories of language teaching and learning, particularly in English, as being stated by Rasyid (1997:22) that teacher is one of the perennial factors in foreign language teaching and learning. If the English language teaching is not supported by the sufficient knowledge of the teachers about the approach being used and the lesson plan designed well, so it is difficult to imagine that the students will get good skill and ability to communicate in English. The ability and the skill of the students can only be improved if the teaching of English is conducted in such a way that it can motivate the students to learn English, and be skillful in using the language in various needs of communication as an instrument of thinking in order to develop their intellectual potentiality. This expectation, of course, is largely influenced by the skill of the teachers to present the teaching materials in the class, and a good skill cannot be done well if it is not planned well. The skill in presenting the materials must also be supported by the good knowledge about the theories of language and the theories of learning underlying it. In other words, the perception of the teachers about the communicative approach and authentic materials as well as their skill to select the appropriate authentic materials in designing their lesson plan will also support the skill of the teachers in presenting those materials in the class completely and comprehensively.

The result of the analysis also shows that about 74.5% of the skill of the teachers of English in presenting the materials in the class is influenced by their perception of the communicative approach and authentic materials, and their skill to select the appropriate authentic materials in designing lesson plan. This indicates that there are other factors, which may affect whether the teacher will perform the teaching materials in class well or not, and the percentage is may even greater. The contribution of the two factors, however, cannot be ignored since the other factors are generally still related to the two factors. Therefore, we can say that if a teacher has good perception about the communicative approach and

authentic materials, and it is followed by good design of lesson plan by selecting the appropriate authentic materials, it is believed that the teacher will also be able to present the teaching materials in the class well.

## **I. Summary**

This part summarizes the perception on communicative approach, particularly on authentic materials of the high school English teachers in South Sulawesi Province based on the research findings.

1. The perception of the SMU English teachers about the theories underlying communicative approach tends to be poor, as well as their perception on authentic materials. The lack of the teachers' understanding of authentic materials directly influences their skill in designing lesson plan and presenting the materials in the class.
2. The use of authentic materials in the English teaching and learning process at SMUs in South Sulawesi are still very limited. The teaching materials used by most of the teachers of English are still in the form of traditional ones (i.e. textbooks) which are provided by the government.
3. The variables of the teachers' perception of the communicative approach and authentic materials ( $X_1$ ), and the teachers' skill to select the appropriate authentic materials in designing lesson plan ( $X_2$ ), both have positive influence on the skill of the teachers in presenting the materials in the class ( $Y$ ). The contribution of the two variables to the skill of the teachers in the class is 74.5%, while the pure contribution of variable  $X_1$  is 39.7%, and variable  $X_2$  is 61.9%.

## **J. Conclusion**

Based on the research findings and discussion in the previous chapter, the study has come out with the following conclusions:

1. Both the perception of the teachers of English of the communicative approach and authentic materials, and their skill to select the appropriate authentic materials in designing their lesson plan have positive influence on the skill of the teachers in presenting the materials in the class at SMUs in South Sulawesi Province, either independently or simultaneously. This means that the more positive the perception of the teachers of the communicative approach and authentic materials, and their skill to select the appropriate authentic materials in designing their lesson plan, the better their skill to present the materials in the class is.
2. The SMU English teachers' perception of communicative approach and authentic materials is found poor since most of them do not have sufficient knowledge about that. This means that either the theories of communicative approach or the theories of authentic materials have not been understood yet by the teachers, or it is possible that the explanation of the theories is not complete to be given in the in-service teacher's training activities.
3. The skill of the SMU English teachers to select the appropriate authentic materials in designing their lesson plan is categorized very low. This may be caused by the lack of training given to the teachers of how to design lesson plan using authentic materials, either at the in-service teacher's training programs (i.e. PKG or MGMP) or at the teacher pre-service institutions (e.g. IKIP or FKIP).
4. Since the variables of teachers' perception and skill to select the appropriate authentic materials in designing lesson plan influence on the teachers' skill to present

the materials in the class, the qualification of the teachers of English to present the authentic materials in the class is considered to be low. This means that the English teaching and learning process in the class at SMUs in South Sulawesi has not involved yet the use of authentic materials intensively.

5. The main constraints faced by the teachers in making use of authentic materials in their teaching are the unavailability of the authentic materials in their areas and the limitation of fund to make the materials available.

An implication of this survey is that training on designing and developing language-teaching materials using authentic materials is essential for the senior high school teachers of English. In addition, the teachers' mastery of the theories underlying the communicative language teaching method needs to be continuously improved.

### **K. *Suggestion***

For the improvement of the teaching of English in South Sulawesi Province, the researcher suggests the following:

1. The knowledge of the theory of language and theory of learning underlying the communicative approach, as well as the knowledge about authentic materials and how to develop language teaching materials using authentic materials, should be included in the materials given at the in-service teacher's training programs (i.e. PKG, SPKG, MGMP), and other Teacher Development Activities.
2. The teachers should revise the lesson plan every year and it should not merely be copied from the existing one which is made at the PKG activities.
3. The teacher pre-service institutions (i.e. IKIP or FKIP) should have an agreement to put the course design

material as a compulsory subject, particularly the authentic materials design, in the curriculum.

4. For long-term plan, it is suggested that the Department of the National Education should allocate enough funds in order that the schools can subscribe to English magazines or newspapers in which the teachers can take them as their teaching materials.
5. For further research, the researcher recommends that another study be conducted in relation to the students' achievement after being presented with authentic materials.

## BIBLIOGRAPHY

- Atmodarsono, Soewondo. 1984. *Variables Affecting Success in Teaching and Learning a Foreign Language*. Texas: The University of Texas.
- Breen, Michael P., and Candlin, Christopher N. 1987. Which materials?: a consumer's and designer's guide. In Sheldon, Leslie E. (Ed.). *ELT Textbooks and Materials: Problems in Evaluation and Development* (p.14-23). Great Britain: Modern English Publications.
- Brown, H. Douglas. 1994. *Teaching By Principles: An Interactive Approach to Language Pedagogy*. Englewood Cliffs, New Jersey: Prentice Hall Regents.
- Brumfit, C.J., and Johnson, K. (Eds.). 1979. *The Communicative Approach to Language Teaching*. Oxford: Oxford University Press.
- Brumfit, Christopher. 1984. *Communicative Methodology in Language Teaching: The Roles of Fluency and Accuracy*. Cambridge: Cambridge University Press.
- Byrne, Donn. 1987. *Teaching Oral English*. Essex, England: Longman Group Ltd.
- Cunningsworth, Alan. 1984. *Evaluating and Selecting EFL Teaching Materials*. London: Heinemann Educational Books.
- Davis, E.C. 1989. *Guidelines for Excellence Achieving Success in English Language Teaching*. Ujungpandang: Hasanuddin University and the Summer Institute of Linguistics.
- Departemen Pendidikan dan Kebudayaan. 1994. *Kurikulum Sekolah Menengah Umum: Garis-Garis Besar*



*Program Pengajaran, Mata Pelajaran Bahasa Inggris.*  
Jakarta: DEPDIKBUD.

Freeman, Diane Larsen. 1986. *Techniques and Principles in Language Teaching.* Oxford: Oxford University Press.

Gay, L.R. 1981. *Educational Research: Competencies for Analysis and Applications.* (2nd ed.). Columbus, Ohio: Charles E. Merrill Publishing Company.

Grant, Neville. 1987. *Making the Most of Your Textbook.* New York: Longman Inc.

Graves, Kathleen (Ed.). 1996. *Teachers as Course Developers.* Cambridge: Cambridge University Press.

Harmer, Jeremy. 1991. *The Practice of English language Teaching* (new edition). London: Longman Group UK Ltd.

Harsono, Tjokrosujoso, dkk. 1996. *Pelaksanaan Kurikulum Bahasa Inggris 1994 di Sekolah Menengah Umum Negeri dan Swasta di Kodya Malang.* Penelitian OPF Lembaga Penelitian IKIP Malang.

Hidalgo, Araceli C., et. al. (Eds.). 1995. *Getting Started: Materials Writers on Materials Writing.* Singapore: SEAMEO Regional Language Centre.

Johnson, Keith, and Porter, Don (Eds.). 1983. *Perspectives in Communicative Language Teaching.* London: Academic Press Inc. Ltd.

Johnson, Keith, and Morrow, Keith (Eds.). 1987. *Communication in the Classroom: Applications and Methods for a Communicative Approach.* Essex, England: Longman Group Ltd.

Khamidah, Lailatul. 1995. *The Attitude of the English Teachers of Public SLTPs in Kodya Malang Towards*

*the Teaching of English based on the 1994 English Curriculum.* Skripsi. Malang: IKIP.

- Littlewood, William. 1981. *Communicative Language Teaching: An Introduction.* Cambridge: Cambridge University Press.
- Melvin, Bernice S., and Stout, David F. 1987. Motivating language learners through authentic materials. In Rivers, Wilga M. (Ed.). *Interactive Language Teaching.* (p. 44-45). Cambridge: Cambridge University Press.
- Murcia, Marianne Celce (Ed.). 1991. *Teaching English as a Second or Foreign Language.* Massachusetts: Heinle & Heinle Publishers.
- Nunan, David. 1989. *Designing Tasks for the Communicative Classroom.* Cambridge: Cambridge University Press.
- , 1991. *Language Teaching Methodology: A Text-book for Teachers.* Englewood Cliffs, New Jersey: Prentice Hall Inc.
- , 1992. *Research Methods in Language Learning.* Cambridge: Cambridge University Press.
- Rasyid, Muhammad Amin. 1992a. *Developing Communicative Competence through Topics of Interest and Learning Styles Using the Integrated Skills Approach.* Dissertation. Ujungpandang: Postgraduate Studies, Hasanuddin University.
- , 1992b. *Textbook Evaluation: Putting Theory into Practice.* Ujungpandang: IKIP
- , 1993. The EFL textbooks: their functions and principles of selection. *JURNAL PENDIDIKAN DAN KEGURUAN IKIP UJUNG PANDANG:* 207-14.

- Rasyid, Muhammad Amin, and Nur, Hafsah J. 1997. *Teaching English as a Foreign Language in Indonesia: Theory, Practice, and Research*. Ujungpandang: FPBS IKIP
- Read, Carol. 1985. Integrating the skills. In Matthews et. al. (Eds.). *At the Chalkface: Practical Techniques in Language Teaching* (p.72). London: Edward Arnold Publishers.
- Richards, J. C. and Rodgers, T. S. 1986. *Approaches and Methods in Language Teaching: A Description and Analysis*. Cambridge: Cambridge University Press.
- Sadtono, E., dkk. 1996. *Survei Diagnostik Bahasa Inggris dan Rekomendasi untuk: Program Pelatihan In-Service untuk Guru SLTP*. Laporan Teknis No. 8 b. Jakarta: Departemen Pendidikan dan Kebudayaan, Direktorat Jenderal Pendidikan Dasar dan Menengah, Direktorat Pendidikan Menengah Umum.
- Saukah, Ali. 1996, October 7-10. *The 1994 English Curriculum of Secondary Schools and Its Implications to the Teaching of English in Indonesia*. A Paper Presented in the 44<sup>th</sup> TEFLIN Seminar held at Universitas 17 Agustus 1945 Surabaya.
- Savignon, Sandra J. 1983. *Communicative Competence: Theory and Classroom Practice. Texts and Contexts in Second Language Learning*. Massachusetts: Addison-Wesley Publishing Company.
- Seliger, Herbert W., and Shohamy, Elana. 1989. *Second Language Research Method*. Oxford: Oxford University Press.
- Sheldon, Leslie E. (Ed.). 1987. *ELT Textbooks and Materials: Problems in Evaluation and Development*. Great Britain: Modern English Publications.

- Singarimbun, Masri, and Effendi, Sofian (Eds.). 1991. *Metode Penelitian Survai* (edisi revisi). Jakarta: LP3ES.
- Stern, H. H. 1983. *Fundamental Concepts of Language Teaching*. Oxford: Oxford University Press.
- Suyanto, Kasihani K. E. 1996, October 7-10. *Problems in the Implementation of the 1994 English Curriculum*. A Paper Presented in the 44<sup>th</sup> TEFLIN Seminar held at Universitas 17 Agustus 1945 Surabaya.
- Suyanto, Kasihani, dkk. 1996. *Pengembangan Pengajaran Bahasa Inggris di SLTP dan SMU*. Penelitian Nasional. Jakarta: DIKMENUM.
- Tomlinson, Brian. 1990. *The PKG Approach*. Jakarta: Proyek PKG.
- Ur, Penny. 1996. *A Course in Language Teaching*. Cambridge: Cambridge University Press.
- Widdowson, H. G. 1985. *Teaching Language as Communication*. Oxford: Oxford University Press.
- , 1990. *Aspects of Language Teaching*. Oxford: Oxford University Press.
- Wingard, Peter. 1987. Putting things in perspective. In Abbott, Gerry, et. al. (Eds.). *The Teaching of English as An International Language: A Practical Guide* (p. 279-80). London: Collins ELT.
- Yalden, Janice. 1983. *Communicative Syllabus: Evolution, Design, and Implementation*. Englewood Cliffs, New Jersey: Prentice Hall Inc.



## Tentang Penulis



**Dr. Hj. Djuwairiah Ahmad, M.Pd., M.TESOL.,** dilahirkan di Makassar 19 Juni 1970. menyelesaikan pendidikan S1 pada jurusan Pendidikan Bahasa Inggris IKIP Ujung Pandang tahun 1992 dengan meraih predikat sebagai Wisudawan Terbaik Peringkat 1 Tingkat Fakultas. Tahun 2000, meraih gelar Magister jurusan Pendidikan Bahasa Inggris di Universitas Negeri Makassar. Tahun 2004, dan pada tahun 2006, Penulis mendapat kesempatan melanjutkan studi di Victoria University, Melbourne, Australia melalui beasiswa ADS (*Australian Development Scholarship*) dan meraih gelar Master of TESOL (*Teaching English to Speakers of Other Languages*). Menyelesaikan pendidikan S3 di Fakultas Sastra PPs Universitas Hasanuddin dan meraih gelar Doktor dalam bidang Ilmu Linguistik Tahun 2014.

Jabatan yang pernah diemban penulis antara lain: Sekretaris Jurusan Pendidikan Bahasa Inggris (Thn. 2000 s.d. 2004), Ketua Jurusan Pendidikan Bahasa Inggris selama 2 periode (Thn. 2008 s.d. 2015), Kepala UPT Pusat Pengembangan Bahasa UIN Alauddin Makassar (Thn 2015 s.d. sekarang).

Beberapa pengalaman mengikuti pelatihan di luar negeri a.n : pertama kali di tahun 2012 melalui program *Academic Recharging for Islamic Higher Education (ARFI)* selama 2 bulan di The Australian National University, Canberra, Australia, yang merupakan beasiswa dari Dirjen Pendidis Kemenag RI. Selanjutnya, tahun 2014, mengikuti pelatihan *Community-Based Research* selama 1 minggu di CCBR (*Center for Community-Based Research*) di kota Kitchener, Ontario, Canada, dan *Short Course on Facilitation and Training Approaches for Community Change* di Coady International Institute, St. Xavier University di kota Antigonish, Nova Scotia, Canada selama 15 hari. Beasiswa ini diberikan oleh SILE Project (*Supporting Islamic Leadership and Education*) Canada. dan pada tahun 2016, mengikuti *University Connect Short-Term Training Program* di Michigan State University, Amerika Serikat selama 2 bulan. Program ini merupakan beasiswa pemerintah Amerika Serikat melalui USAID PRESTASI. Di penghujung tahun yang sama, mengikuti pelatihan *Advanced Community-Based Research* di The University of Waterloo, Ontario selama 2 minggu, juga merupakan beasiswa SILE/LLD Project Canada.

Selain sebagai Tenaga Pengajar, penulis juga merupakan fasilitator kegiatan-kegiatan yang diselenggarakan oleh USAID PRIORITAS dan SILE/LLD Project, sejak tahun 2014 s.d. 2016, serta pembicara dalam beberapa konferensi nasional dan internasional.

ISBN 978-623-226-129-7

