

**THE USE OF INTERACTIVE MULTIMEDIA FOR LISTENING  
SKILL IN THE TENTH GRADE OF MAN MARIORIAWA SOPPENG**



UNIVERSITAS ISLAM NEGERI  
**ALAUDDIN**  
M A K A S S A R

**A Thesis**

**Submitted in Partial Fulfillment of the Requirements for the Degree of  
Sarjana Pendidikan in English Education Department of  
Tarbiyah and Teaching Science Faculty of  
UIN Alauddin Makassar**

**By:**

**SITTI FATIMAH**

**Reg. Number: 20400111112**

**ENGLISH EDUCATION DEPARTMENT  
TARBIYAH AND TEACHING SCIENCE FACULTY  
ALAUDDIN STATE ISLAMIC UNIVERSITY  
MAKASSAR**

**2018**

## PERNYATAAN KEASLIAN SKRIPSI

Mahasiswa yang bertanda tangan dibawah ini:

Nama : Sitti Fatimah  
NIM : 20400111112  
Tempat/Tgl. Lahir : Lompoe, 22 September 1993  
Jur/Prodi/Konsentrasi : Pendidikan Bahasa Inggris  
Fakultas/Program : Tarbiyah dan Keguruan  
Alamat : Jl. Mamoia 5A Makassar.  
Judul : *“The Use of Interactive Multimedia for Listening Skill in the Tenth Grade of MAN Marioriawa Soppeng”*.

Menyatakan dengan sesungguhnya dan penuh kesadaran bahwa skripsi ini adalah benar hasil karya sendiri. Jika dikemudian hari terbukti bahwa ini merupakan duplikat, tiruan, plagiat, atau dibuat oleh orang lain, sebagian atau seluruhnya, maka skripsi dan gelar yang diperoleh karenanya batal demi hukum.

Makassar, Agustus 2018

Penyusun,



Sitti Fatimah  
NIM: 20400111112

UNIVERSITAS ISLAM  
**ALAUDDIN**  
M A K A S S A R

## PERSETUJUAN PEMBIMBING

Pembimbing penulisan skripsi saudara **Sitti Fatimah**, NIM: 20400111112, mahasiswi Jurusan Pendidikan Bahasa Inggris pada Fakultas Tarbiyah dan Keguruan UIN Alauddin Makassar, setelah meneliti dan mengoreksi secara seksama skripsi yang bersangkutan dengan judul “*The Use of Interactive Multimedia for Listening Skill in the Tenth Grade of MAN Marioriawa Soppeng*” memandang bahwa skripsi tersebut telah memenuhi syarat-syarat ilmiah dan dapat disetujui ke sidang munaqasyah.

Demikian persetujuan ini diberikan untuk diproses lebih lanjut.


Makassar, Agustus 2018

Pembimbing I



Dr. Hj. Djuwairiah Ahmad, M.Pd., M.TESOL.  
NIP. 19700619 199403 2 001

Pembimbing II



Dr. Sitti Nurpahmi, S.Pd., M.Pd.  
NIP.19740308 200901 2 003

UNIVERSITAS ISLAM NEGERI  
**ALAUDDIN**  
M A K A S S A R

## PENGESAHAN SKRIPSI

Skripsi yang berjudul *“The Use of Interactive Multimedia for Listening Skill in the Tenth Grade of MAN Mariorawa Soppeng”*, yang disusun oleh **Sitti Fatimah**, NIM: 20400111112, mahasiswa Jurusan Pendidikan Bahasa Inggris pada Fakultas Tarbiyah dan Keguruan UIN Alauddin Makassar, telah diujikan dan dipertahankan dalam sidang munaqasyah yang diselenggarakan pada hari Jumat, tanggal 31 Agustus 2018 M bertepatan dengan 19 Dzulhijjah 1439 H dan dinyatakan dapat diterima sebagai salah satu syarat untuk memperoleh gelar Sarjana Pendidikan (S.Pd.) pada Fakultas Tarbiyah dan Keguruan, Program Studi Pendidikan Bahasa Inggris dengan beberapa perbaikan.

Samata - Gowa, 15 November 2019 M


18 Rabiul Awal 1441 H

DEWAN PENGUJI  
(SK. Dekan No. 2583 Tahun 2018)

Ketua	: Dr. Muljono Damopolii, M.Ag.	(.....)
Sekretaris	: Dr. Kamsinah, M.Pd.I.	(.....)
Munaqisy I	: Dr. H. Nur Asik, M.Hum.	(.....)
Munaqisy II	: Dra. Hj. St. Azisah, M.Ed.St., Ph.D.	(.....)
Pembimbing I	: Dr. Hj. Djuwairiah Ahmad, M.Pd., M.TESOL.	(.....)
Pembimbing II	: Dr. Sitti Nurpahmi, S.Pd., M.Pd.	(.....)

Diketahui oleh:

Dekan Fakultas Tarbiyah dan Keguruan  
UIN Alauddin Makassar, &

  
Dr. H. A. Marjuni, M.Pd.I.  
NIP. 19781011 200501 1 006

## ACKNOWLEDGEMENT



*Alhamdulillah* *RobbilAlamin*, the researcher conveys her deepest gratitude to the almighty Allah swt. who has given His mercy, blessing inspiration, and good health all the time to conduct the writing of this thesis. *Salawat* and *Salam* are delivered to our great prophet Muhammad saw., His families and followers until the end of the world.

Further, the researcher also expresses sincerely unlimited thanks and big affection to her beloved parents (**Slamet - Sunarti**) and all the family, for the prayer, support, suggestions, also financial for her success. Without them, the researcher may not and be in this step now.

During the process in completing this research, there were so many people have also contributed their valuable guidance, assistance, and advices for her completion of this thesis. They are:

1. **Prof. H. Hamdan Juhannis, M.A., Ph.D.** the Rector of Alauddin State Islamic University of Makassar.
2. **Dr. H. A. Marjuni, S.Ag., M.Pd.I.** the Dean of Tarbiyah and Teaching Science Faculty of UIN Alauddin Makassar.

3. **Dra. Hj. St. Azisah, M.Ed.St., Ph.D.** and **Dr. Sitti Nurpahmi, S.Pd., M.Pd.** as the Head and the secretary of English Education Department of Tarbiyah and Teaching Science Faculty of UIN Makassar.
4. **Dr. Hj. Djuwairiah Ahmad, M.Pd., M.TESOL.** as the first consultant and **Dr. Sitti Nurpahmi, S.Pd., M.Pd.** as the second consultant who have given their really valuable time and patience, supported assistance and guided the researcher to finish this thesis in many times.
5. The most profound thanks go to the all lecturers of English Department and all staff of Tarbiyah and Teaching Science Faculty for their help, support, and guidance during the researcher has been studying at UIN Alauddin Makassar.
6. The researcher especially indebted goes to the Headmaster of MAN Marioriawa Soppeng **Dra. Sinar** and **Dra. Hj. St. Hadzirah** as the teacher of the tenth grade of MAN Marioriawa Soppeng who have given the opportunity to conduct this research. And also many thanks to the tenth grade students for their cooperation and participation during the completion of this research.
7. Special thanks to the researcher's brothers and sisters, **Nurdin Fatta, S.Sos, Ratnawati, Muhammad Yunus, S.Pd.I,** and **Sri Wahyu Ningsih, S.Pd.I,** who always give advice, motivation, suggestion, direction, power and happiness.

8. All of friends in English Education Department 2011 for the togetherness, friendship, happiness, and all their help, ideas, suggestion and advice in completing this thesis which have not been possible for her to acknowledge and apologies for all people whose name could not be mentioned.
9. Finally, for everyone who had been connected with this research directly or indirectly, may Allah swt. be with us now and forever. *Aamiin Yaa Rabbal Alamiin.*



**The Researcher,**

**Sitti Fatimah**

UNIVERSITAS ISLAM NEGERI  
**ALAUDDIN**  
M A K A S S A R



## TABLE OF CONTENTS


	<b>Page</b>
COVER .....	i
PERNYATAAN KEASLIAN SKRIPSI .....	ii
PERSETUJUAN PEMBIMBING .....	iii
PENGESAHAN SKRIPSI .....	iv
ACKNOWLEDGMENT .....	v
TABLE OF CONTENTS .....	viii
LIST OF FIGURES .....	x
LIST OF TABLES .....	xi
LIST OF APPENDICES .....	xii
ABSTRACT .....	xiii
<b>CHAPTER I INTRODUCTION .....</b>	<b>1</b>
A. Background .....	1
B. Problem Statement .....	3
C. Research Objective .....	4
D. Research Significance .....	4
E. Research Scope .....	5
F. Operational Definition of Terms .....	5
<b>CHAPTER II REVIEW OF RELATED LITERATURE .....</b>	<b>6</b>
A. Some Previous Related Research Finding .....	6



	B. Some Pertinent Ideas .....	8
	C. Conceptual Framework .....	20
	D. Research Hypothesis .....	21
<b>CHAPTER III</b>	<b>RESEARCH METHOD .....</b>	<b>22</b>
	A. Research Design .....	22
	B. Research Variable .....	23
	C. Population and Sample .....	23
	D. Research Instrument .....	24
	E. Data Collection Procedures .....	24
	F. Technique of Data Analysis .....	26
<b>CHAPTER IV</b>	<b>FINDINGS AND DISCUSSION .....</b>	<b>29</b>
	A. Findings .....	29
	B. Discussion .....	39
<b>CHAPTER V</b>	<b>CONCLUSION AND SUGGESTIONS .....</b>	<b>43</b>
	A. Conclusion .....	43
	B. Suggestions .....	44
<b>BIBLIOGRAPHY</b> .....		<b>45</b>
<b>APPENDICES</b> .....		<b>48</b>
<b>CURRICULUM VITAE</b> .....		<b>86</b>


## LIST OF FIGURES

Figure 1	Conceptual Framework .....	20
Figure 2	Research Design .....	22
Figure 3	Data Collection Procedures .....	24



## LIST OF TABLES

Table 4.1	Rate percentage of the learners' pre-test in experimental group .....	30
Table 4.2	Rate percentage of the learners' post-test in experimental group .....	32
Table 4.3	Rate percentage of the learners' pre-test in controlled group .....	33
Table 4.4	Rate percentage of the learners' post-test in controlled group .....	35
Table 4.5	The average score of experimental and controlled group's pre-test, post test, and gained score .....	36
Table 4.6	Analysis for t-test .....	37



## LIST OF APPENDICES

Appendix A	Pre-test and Post-test .....	48
Appendix B	Lesson Plan .....	55
Appendix B	The result of experimental group's pre-test .....	69
Appendix C	The result of experimental group's post-test .....	70
Appendix D	The result of controlled group's pre-test .....	71
Appendix E	The result of controlled group's post-test .....	72
Appendix F	The gained score of pre-test and post-test in experimental group ..	73
Appendix G	The gained score of pre-test and post-test in controlled group .....	74
Appendix H	Analysis table for t-test .....	75
Appendix I	Distribution of t-table .....	76
Appendix J	The Picture of Interactive Multimedia .....	77
Appendix K	Documentation .....	88



## ABSTRACT

Name : SITTI FATIMAH  
Reg. Number : 20400111112  
Department/faculty : English Education/Tarbiyah and Teaching Science  
Title : *“The Use of Interactive Multimedia for Listening Skill in the Tenth Grade of MAN Marioriawa Soppeng”*.  
Consultant I : Dr. Hj. Djuwairiah Ahmad, M.Pd., M.TESOL.  
Consultant II : Dr. Sitti Nurpahmi, S.Pd., M.Pd.

---

---

This research was aimed at investigating whether or not the use of interactive multimedia in teaching listening skill can affect the learners' listening score at the tenth grade students of MAN Marioriawa Soppeng.

The research design was Quasi Experimental Design with Non-Equivalent Controlled Group Design. The population of this research was the tenth grade students of MAN Marioriawa Soppeng which consists of class XA and XB. Class XA had 20 students and class XB had 20 students, therefore, the population of the research was 40 students. The technique used in taking the sample was purposive sampling. Therefore, the sample of this research was all students in class XA as experimental group, and all students in class XB as controlled group. The instrument used to collect the data was pre-test and post-test. The result of pre-test and post-test was analyzed statistically using independent t-test.

According to the result of statistical calculation using t-test, it was obtained that  $t_{\text{value}}$  was 2.37 and  $t_{\text{table}}$  (df 38 in significant level 5%) was 2.02, as known  $t_{\text{value}}$  was higher than  $t_{\text{table}}$  as 2.37 > 2.02. It meant that the Null Hypothesis ( $H_0$ ), there was no significant effect of using interactive multimedia in listening skill, was rejected and the Alternative Hypothesis ( $H_a$ ), there was a significant effect of using interactive multimedia in listening skill, was accepted. Therefore, the use of interactive multimedia in teaching listening skill could affect the learners' listening score.

Based on the result of the research, it can be concluded that interactive multimedia can be applied in teaching English especially in improving learners' listening skill.

# CHAPTER I

## INTRODUCTION

### A. Background

One of the important components in a learning process is instructional media. Cited in Reiser and Dempsey (2012: 17), instructional media has been defined as the physical means via which the instruction is presented to learners (Reiser and Gagne, 1983). Meanwhile, Newby et.al (2000: 117) in Yaumi (2012: 161) states that the instructional medium is a means of providing a stimulus-rich environment for learning (e.g., multimedia, video, text, and real object). From these definitions, any physical means used to deliver learning and can motivate or give stimulation to learn can be classified as instructional media.

In line with the development of science and technology, the development of instructional media is also getting more varied and interactive. Instructional media that initially only in the form of text books with text and graphics, nowadays with computer technology, text, sound, graphics, video, and animation can be combined into an interesting instructional medium which is known as interactive multimedia.

However, in the reality, there are many teachers who are not aware of this development. They are still using conventional methods in delivering learning. For example, in English learning, while delivering listening material, the teacher simply reads the text without using the instructional media. This kind of learning is not

effective. It causes learners feel easily bored and tired because the learning process is conducted by conventional way. This requires an appropriate instructional media such as interactive multimedia. It is because the use of interactive multimedia in teaching listening is proved to be effective and can improve learners' critical listening skill (Arono, 2014: 63).

The same condition happens in MAN Marioriawa, especially in the first grade, the teaching of listening in English subject is still conventional. Based on the preliminary interviews with the English teachers there, it is due to the textbook used in teaching English is not equipped by an audio cassette. The teachers find it difficult to obtain an effective instructional medium for the teaching of listening. So they only use their own voice as a medium to convey the listening material.

The teaching of English subject in MAN Marioriawa utilizes an English text book entitled "*Developing English Competencies*". This book provides the materials based on standard competence and basic competence of the KTSP curriculum and the activities are interesting and varied. The learners will be trained to develop their language skills such as listening, speaking, reading, and writing. Every skill is taught within the learning process. Unfortunately, there are no supplementary media such as audio cassette, video, and even the listening script accompanying this book. However, if the availability of instructional media in one of these skills, in this case listening skill, has not been adequate yet, the English learning objective cannot be achieved optimally.



On the other hand, MAN Marioriawa already has an adequate computer laboratory providing Information and Technology tools such as computers complete with headphones to facilitate listening activities, but it is still not used optimally in learning activities. The learning activity is always conducted in the classroom without utilizing any media.

Furthermore, as the time goes by, the National Examination is not conducted with the writing system again. The government has started to apply UNBK (Computer Based National Examination) or CBT (Computer Based Test). It indicates that the interactive multimedia is needed to be utilized so that the learners will be used to operate the computer, to learn with a computer, and to answer the questions on the computer.

Based on the description above, it is expected that teaching listening using interactive multimedia is a sophisticated way in providing the listening materials in teaching English at school. Therefore, the researcher is eager to conduct a study about the use of interactive multimedia for listening skill in the first grade of MAN Marioriawa.

## **B. Problem Statements**

Based on the background stated previously, the researcher formulates the problem statement as follow:

“Does the use of interactive multimedia for listening skill affect the learners’ score in listening at the first grade of MAN Marioriawa?”

### **C. Research Objectives**

Based on the research problem stated previously, the research objective of this study is to investigate whether or not the use of interactive multimedia for listening skill can affect the learners’ score in listening at the first grade of MAN Marioriawa.

### **D. Research Significance**

The result of this research is expected to be useful for the learners itself, the English teachers, the readers, and the next researchers.

1. For the learners, this research is expected to motivate them in learning English, in this case listening skill, using interactive multimedia. The use of interactive multimedia will decrease their boredom in learning listening.
2. For the English teachers, this research is expected to be one of some alternative in teaching listening skill.
3. For the readers, this research is expected to give them information about the effect of the use of interactive multimedia in teaching listening.

4. For the next researchers, this research is expected to be one of the references in conducting research for a better result.

### **E. Research Scope**

The scope of this research is restricted to find out whether the use of interactive multimedia can affect the learners' listening score in MAN Marioriawa. In conducting this research, the researcher only focuses on narrative text as the material in teaching using interactive multimedia.

### **F. Operational Definitions of Terms**

To understand the topic of this research easily, the researcher would like to define the following key terms:

#### **1. Interactive Multimedia**

Interactive multimedia is a kind of media computer based that combines texts, audios, pictures, and animations by using computer technology, and it can bring two-way communication or interactivity between multimedia and its user.

#### **2. Listening Skill**

Listening skill is one of four skills of the learners in learning English at Senior High School that explores their comprehension to catch the information conveyed then interpret its meaning.

## CHAPTER II

### REVIEW OF RELATED LITERATURE

#### A. Some Previous Research Finding

There are many studies related to the interactive multimedia development. Many of them show that interactive multimedia has an important role to improve learners' learning outcomes.

1. Arono (2014) has conducted quasi-experimental research to see the effectiveness of interactive multimedia in integrative active listening learning as determinant of critical listening improvement. The results show that interactive multimedia is effective learning media to improve learners' critical listening skill. Critical listening strategy performance in interactive multimedia can improve learners' critical listening ability so that interactive multimedia is useful as reference for listening learning media implementation. And learning media with interactive multimedia is better to improve learners' critical listening skill if it is compared to audio learning media since listening not only aural aspect but also visual aspect integrated in multimedia.
2. Prasmono (2010) has conducted experimental research to find out whether or not there is a significant influence between the use of multimedia computer and DVD toward learners' listening achievement in State Junior High School

of Wonogiri Regency. The finding of this research shows that there is the difference of significant influence between learning using multimedia computer and learning using DVD toward learners' listening achievement in State Junior High School of Wonogiri Regency. This proves that the use of multimedia computer is better than DVD.

3. Surjono and Susila have conducted a research entitled "Development of Multimedia English Learning for SMK." As the result, the use of interactive CD is considered to improve learners' learning outcomes from both the affective and the cognitive aspects. Affective aspect is obtained based on the observation result during the testing process, that the learners look happy, motivated, and enthusiastic during the learning process with computer media. Those learner's responses affect their learning outcomes from the cognitive aspect evidenced by the increasing number of learners reaching the Minimum Criteria of Mastery Learning (from 10% during pre-test to 70% at post-test).

Based on the research findings above, the researcher concludes that interactive multimedia is very useful to improve learners' outcome. Therefore, interactive multimedia becomes one of the English instructional media which can be applied for learners in the first grade of MAN Marioriawa.

## **B. Some Pertinent Ideas**

### **1. Interactive Multimedia**

#### **a. Definition of Interactive Multimedia**

The word “multimedia” comes from “multi” and “media”. The word “multi” in Merriam-Webster electronic dictionary (2018) means many; multiple; much, and the word “media” is the plural of “medium” defined as a channel or system of communication, information, or entertainment. Hence, multimedia can be defined as a combination of more than one medium used simultaneously (Gafur, 2012: 105). In line with Gafur, Ke (2008) cited in Nusir et al (2013: 306) states that multimedia refers to computer-mediated information that is presented concurrently in more than one medium.

In more extended definition, Haffost (Feldmans, 1994) cited in Munir (2009: 190) defines multimedia as a computer system consisting of hardware and software that makes it easy to combine images, video, photography, graphics, and animation with sound, text, and data controlled by a computer program. Multimedia has also been defined by Vaughan (2011) cited in Essel et al (2016: 75) as the combination of text, art, sound, animation, and video which is delivered to the end user by computer or other electronic or digitally manipulated means. Multimedia can simply be explained as an electronic means presenting information to an audience.

According to Wiana (2017: 103), multimedia is generally divided into two categories: a) Linear Multimedia is a multimedia that is not equipped with any controlled device that can be operated by the user. Multimedia is running sequential. Example: TV and movies. b) Interactive Multimedia is a multimedia equipped with a controller that can be operated by the user, so the user can choose what you want for the next process. Examples of interactive multimedia are: application games and interactive CD.

Phillips (1997) cited in Munir (2012: 129) defines interactive multimedia as a phrase to describe the new wave of computer software that primarily deals with the provision of information. The multimedia component is characterized by the presence of text, pictures, sound, animation, and video. Some or all of which are organized into some coherent program. The interactive component refers to the process of empowering the user to control the environment usually by a computer.

Interactive multimedia regarding to instructional means is defined by Vaughan (1998) cited in Mishra and Sharma (2005: 7) as a web based interactive computer application that includes various combination of text, sounds, image, audio, video, and graphics that allows both the teacher and the learners to control the content flow of information.

As a conclusion from definitions above, interactive multimedia is a computer system integrating multimedia components such as text, graphical



images, sound, animation, and video in the form of computer application equipped with a controller that can be operated by the users, in this case the teacher and the learners.

#### **b. Components of Interactive Multimedia**

Interactive multimedia consists of some components integrated together. According to James A Senn (1983) as cited in Aji (2010: 87), the components of interactive multimedia are text, image, video, animation, and audio.

The first component is text. This component displays words or sentences on the screen. Text is a fast way to deliver and disseminate information. In interactive multimedia, text is used for titles, headlines, menus, navigation, and content.

The second component is image. The images used in interactive multimedia can be in the form of simple clip art or photography. According to Supardi (2014: 164), the use of images in multimedia can attract people's attention and reduce boredom better than just abstract word.

Video is the third component. Cited in Stemler (1997: 11), Taylor (1992) has recognized that video is not an ideal medium for presenting detailed material, but is better used for broader, abstract material, possibly with an emotional appeal. An abstract video segment may serve well as the medium for an advance organizer, and similarly, for a lesson summarization.

The fourth component is animation. Basically, animation is a model of movement created by displaying the images alternately. According to Sponder and Hilgenfeld (1994) cited in Stemler (1997: 10), most graphics or pictures can be animated to illustrate points, teach facts or concepts, motivate learners, and demonstrate procedures.

The last component is audio. Audio is important to complete the visual information in interactive multimedia. With audio, animation or image in interactive multimedia will get fancier because audio can create a livelier atmosphere and eliminate the boredom.

### **c. Models of interactive Multimedia**

Basically one of the learning goals with interactive multimedia is that the interactive multimedia can replace and/or complement and support elements; objectives, materials, methods, and assessment tools in the teaching and learning process in the conventional education system we used to do. According to Nandi (2006) cited in Waryanto (2008: 4), models of interactive multimedia are as follows:

#### **1) Drills**

Drills model is one of computer-based interactive learning model which aims to provide the more concrete learning experience through provision of exercises to examine the learners' performance through the rapidity of completing the exercises given by the program.

## 2) Tutorial

Tutorial model is an interactive learning program used in learning process using software such as computer program containing instructional materials. Tutorial model aims to replace people as an instructor, because it provides text or graphical image containing questions on the screen.

## 3) Simulation

Simulation model is basically a learning strategy aiming to provide the concrete learning experience through creating simulations. The simulation model is divided into four categories, namely: physical, situation, procedure, and process.

## 4) Instructional Games

Instructional games model is one method in learning with interactive multimedia computer based. The purpose of the instructional games model is to provide an atmosphere/environment that provides learning facilities which can increase learners' abilities.

### **d. Advantages of Interactive Multimedia**

Interactive multimedia is an innovation in delivering materials in teaching and learning process. According to Khoo (1994), there are some advantages that can be achieved by applying multimedia in the classroom, they are: (1) reduced learning time, (2) reduced cost, (3) instructional consistency and fairness, (4) increased retention, (5) mastery of learning, (6)

increased motivation, (7) more interactive learning, (8) increased safety, (9) privacy/accommodates individual learning styles and (10) flexibility.

Brown (2000) adds that a computer programs can enhance the process of learning foreign language and offer lexical and grammatical information at predicted points of difficulty. Brown also argues that soon or later the learners who study about language will apply computer based to check their answer, it will be corrected electronically.

## **2. Listening Skill**

### **a. Definition of Listening Skill**

Listening is one of the most important skills in understanding language. Listening is the part of communication. Through listening, people can share their ideas with others. Thomlison (1984) as cited in tutorvista website says listening as active listening which is very important for effective communication.

Listening is a receptive skill. This skill is used to receive the information from spoken language. Rost (2002: 279) defines that listening as the mental process of constructing meaning from spoken input. In more extended definition, Rubin (1995: 7) states that listening is conceived of as an active process in which listeners select and interpret information which comes from auditory and visual clues in order to define what is going on and what the speakers are trying to express.

According to River in Jumrah (2011:17), listening is a creative skill to comprehend the sounds from our ears, to take the raw material words, and from this material we create significance. Significance on the listener side depends on three factors as follows:

- 1) There is the linguistics information that is extracted from the sound signal. That is what the listeners perceive, orally of sound, words and their arrangement in utterance.
- 2) The situation context of the utterance affect what listeners perceive to be the relationship between what they hear and what has been said, and also their expectation of what will follow.
- 3) The comprehend message is depend on what listener perceive to be the intention of what will follow.

As a conclusion from definitions above, listening is an active, a mental process to identify and understand what others are saying. Listening also a creative skill interpreting the meaning from the message of the sounds we hear.

#### **b. Kinds of Listening**

According to Harmer (1996: 228) there are two kinds of listening namely extensive and intensive listening. To improve the learners listening skill, it is important to increase their language input by practicing extensive

and intensive listening. Here are the explanations about extensive and active listening:

1) Extensive listening

In extensive listening, a teacher encourages learners to choose for them what they listen to and do it, for pleasure and general language improvement, it has an effect on a learners' language learning.

Extensive listening ease than other types as it is concerned to promote overall comprehension of a text and never requires learners to follow every word and understand them. Learners need to comprehend the text as a whole which is called global understanding.

Activities in this section must be chosen in terms with the proficiency level of the listeners. At the lower level they may have problems to organize the information, so some of non-verbal forms in responding might be given such as putting pictures in a right sequence, following directions on a map, checking of items in a photograph, completing a grid, chart or timetable etc.

At the developed stage, some language based tasks requiring constructing meaning, inferring decisions, interpreting text and understanding gist are usually recommended. Completing cloze exercises or giving one or two word answers, multiple choices, predicting the next

utterances, forming connected sets of notes, inferring opinions, or interpreting parts of the text are some samples.

## 2) Intensive listening

Intensive listening is also a prime aspect of listening as it includes accurate perception without which the second phase of processing meaning becomes very difficult. Listening intensively is quite important to understand the language form of the text as we have to understand both the lexical and grammatical units that lead to form meaning. So, intensive listening requires attention to specific items of language, sound or factual detail such as words, phrase, grammatical units, pragmatic units, sound changes (vowel reduction and consonant assimilation), stress, intonation and pauses etc. Feedback on accuracy and repetition on the teacher's part promote success here.

Intensive listening refers to listening for precise sounds, words, phrases, grammatical units and pragmatic units. Although listening intensively is not often called for in everyday situations, the ability to listen intensively whenever required is an essential component of listening proficiency.

### c. Principles in Teaching Listening

Listening is important in foreign language classroom. There are a lot of reasons for this growth popularity. By emphasizing the role of the



comprehensible input, second language acquisition research has given a major boost to listening. As Rost (1994: 141-142) states that listening is the vital in language classroom because it provides input for the learners. Without understanding input at the right level any learning cannot begin.

According to Morley and Lawrence (1971), there are general principles for teaching listening skill as follows:

- 1) Listening comprehension lessons should have definite goals and they should be clearly stated.
- 2) Listening comprehension lessons should be constructed with careful step by step planning. This suggests that listening activities move from the simple to the more complex ones; that the learners know what the activities are and are given directions as to “what to listen for, where to listen, when to listen, and how to listen.”
- 3) Listening comprehension structure should demand active overt learner participant. That is, the most overt learner participant includes his written answer to listening comprehension material and immediate feedback on performance helps keep learners’ interest and motivation.
- 4) Listening comprehension lessons should provide a communicative necessity for remembering to develop concentration. This necessity

should come from the lesson. This is done by giving the learners the writing assignment before they listen to the material.

- 5) Listening comprehension lessons should emphasize conscious memory work. One of the objective of listening is to strengthen the learners' immediate recall to increase their memory spans. It means that listening is receiving, receiving needs thinking, and thinking needs memory; there is no way to separate listening, thinking, remembering.
- 6) Listening comprehension lessons should "teach" not "test." It means that the goal of checking the learners' responses should be viewed only as feedback, as a way of allowing the learners understand how they did and how they are progressing. There should be no pass/fail attitude related with the correction of the exercises.

#### **d. Difficulties in Teaching Listening**

Rost (1994: 119) has identified the listener's problems as follows:

##### 1) Acuity of hearing

Some learners have physical problems preventing them from participating full or due to environmental problem (such as noise), are not hearing what is said.

## 2) Discrimination and auditory perception

Some learners have problem with auditory memory (recalling what they have just heard) and sequential memory (recalling in correct sequence of words or utterance they have just heard).

## 3) Attention and concentration

Many learners have difficulties following instructions due to apparent in attention and concentration. Such learners may not be adapting well to the numerous distraction in a typical classroom.

## 4) Comprehension

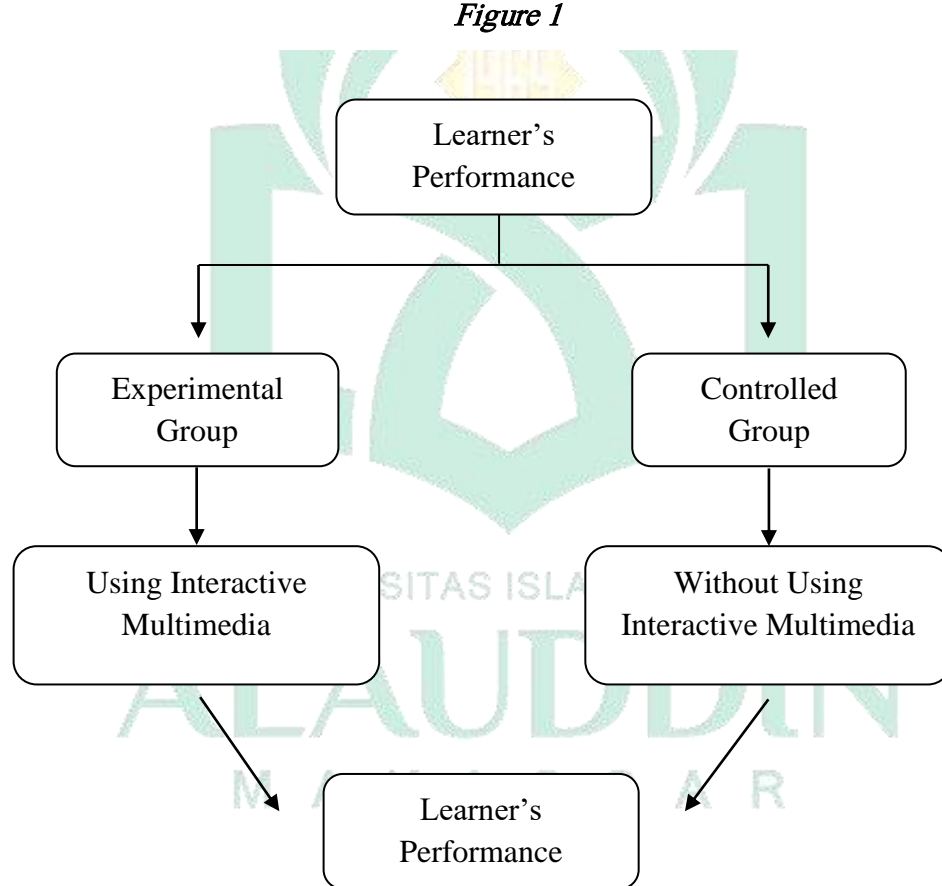
A number of learners have difficulties with different aspects of listening comprehension. Some have trouble with factual or literal comprehension (identifying what was said or what facts were stated); others have trouble with interpretation (such as categorizing new information or seeing cause-effect relationship between facts); other have trouble with critical listening (applying what they have heard and problem-solving). Still others have problems with evolutional listening (appreciating or commenting critically on what they have heard).

After seeing the problem above it can be concluded that those problems were caused by learners' less of concentration in understanding and getting the information from the sound. Further the use of interactive

multimedia in teaching listening is expected can ease those problems because interactive multimedia so the learners can concentrate more with the sounds.

### C. Conceptual Framework

The conceptual framework of this research that is served in the following figure:



The concept above shows the processes of the researcher to examine the improvement of learners' listening skill after using interactive multimedia. This research will use a quasi-experimental research which consists of experimental group and controlled group which is not equivalent. This research will be begun by giving pre-test for both experimental and controlled groups then giving the treatment (using interactive multimedia) just for experimental group while the controlled group is taught using the conventional way (without using interactive multimedia). After that, the researcher will give post-test for both groups to see the different result.

#### **D. Research Hypothesis**

The hypothesis of this research is formulated as follows:

1. If  $t_{\text{value}} < t_{\text{table}}$ : the Null Hypothesis ( $H_0$ ) is accepted and the Alternative Hypothesis ( $H_a$ ) is rejected. It means there is no significant effect of using interactive multimedia in listening skill.
2. If  $t_{\text{value}} > t_{\text{table}}$ : the Null Hypothesis ( $H_0$ ) is rejected and the Alternative Hypothesis ( $H_a$ ) is accepted. It means there is a significant effect of using interactive multimedia in listening skill.

### CHAPTER III

### RESEARCH METHOD

This chapter consists of the research design, research variables, population and sample, research instrument, data collection procedure, and technique of data analysis.

#### A. Research Design

The research design used was a quasi-experimental design with non-equivalent controlled group design. This design was almost the same as the pretest-posttest controlled group design. The only difference was that in the non-equivalent controlled group design, the experimental and controlled group were not chosen randomly. The formula of this design can be present as follows:

*Figure 2*



O<sub>1</sub> = pre experiment measurement of the experimental group

O<sub>2</sub> = post experiment measurement of experimental group

X = treatment giving

O<sub>3</sub> = pre experiment measurement of the controlled group

O<sub>4</sub> = post experiment measurement of the controlled group

(Sugiyono, 2014: 116)

## **B. Research Variables**

There were two variables in this research, independent and dependent variable, which were involved to see the improvement of learners' listening skill towards the given treatments. In this case, the independent variable was the use of interactive multimedia and the dependent variable was the listening test score.

## **C. Population and Sample**

### **1. Population**

According to Arikunto (2006: 130) population is the whole subject of research. The population of this research was all the first grade learners of MAN Marioriawa which consists of two classes, class X A and class X B. Each class consisted of 20 students.

### **2. Sample**

Sample is part of the number and characteristics possessed by population (Sugiyono, 2014: 118). In selecting the sample, the researcher used purposive sampling technique. Usman and Setiady (2008: 186) stated that this technique was used when the researcher only take the sample which is suitable with the purpose of the research. The two classes of the first grade was selected to be the sample where the class X A consisted of 20 students, 6 males and 14 females was considered to be the experimental group and the class X B consisted of 20 students, 10 males and 10 females was considered to be the controlled group.



#### D. Research Instrument

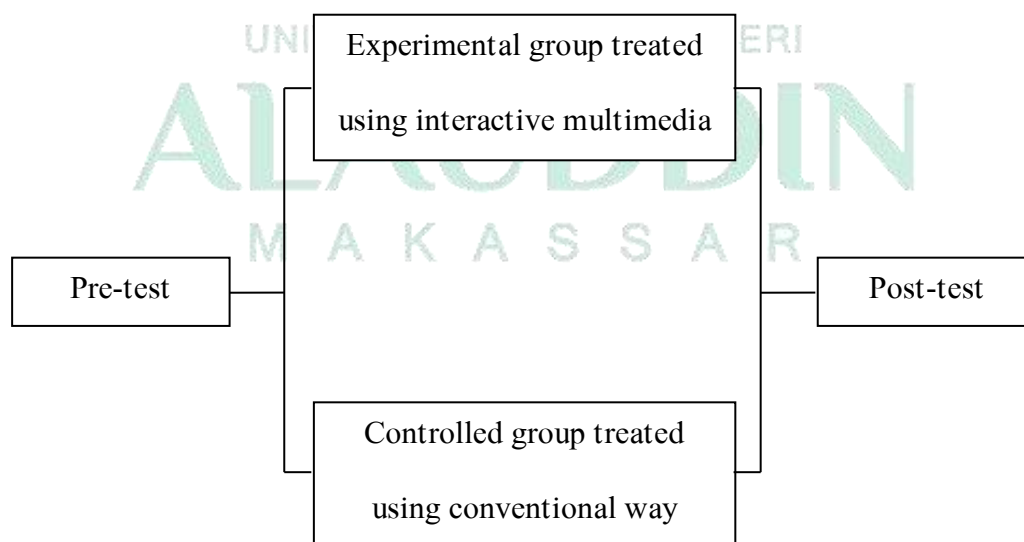
The instrument used in this research was a test. Arikunto (2006: 67) stated that the test is a tool or procedure used to determine or measure something in the atmosphere, in the manner and rules that have been determined. The test was given twice, in pre-test and post-test.

The pre-test was used to recognize the learners' prior knowledge on listening skill before having the treatment, while the post-test was used to measure the learners' outcome on listening skill after having the treatment.

#### E. Data Collection Procedures

Hadi (2004: 468-469) explained that there were three steps in experimental research, namely pre experiment measurement, treatment, and post experiment measurement. The steps can be present as follows:

*Figure 3*



### **1. Pre-test**

Before giving the treatment, the researcher applied a pre-test. The pre-test was given to both experimental and controlled group in order to know the prior knowledge of the learners on listening skill. The test was in the form of multiple choices, consisted of 20 questions and the score for each question was 5 so the total score was 100.

### **2. Treatment**

After giving the pre-test, the next step was to give the treatment. The treatment was teaching the listening skill using interactive multimedia. The treatment was only given to the experimental group while the controlled group was taught using the conventional way (text book and teacher's voice).

In this research, the teaching of listening, both using multimedia and using conventional way, were applied four times, two times for each experimental and controlled group.

### **3. Post-Test**

After giving the treatment, the last step was to give the post-test. The researcher conducted the post test to find out whether or not there was a significant difference between learners' listening skill in experimental group which is treated using interactive multimedia and in controlled group which is treated using conventional way.

The content of the pre-test was the same as the post-test in order to avoid if there was the influence of the difference in instrument quality from learners' understanding after being treated.

#### **F. Technique of Data Analysis**

Technique of data analysis used in this research was statistical analysis using t-test in order to find out the different listening test score between the learners given the treatment using interactive multimedia and the learners given the treatment using conventional way.

The researcher utilized comparative technique. The comparative technique was an analysis technique to evaluate hypothesis concerning the differences between two variables examined statistically.

In comparative technique, the variables were compared to recognize whether or not the differences were significant. In this case, variable X was the experimental group and variable Y was the controlled group. The researcher used t-test formula adapted from Kariadinata (2015: 232). Before using t-test formula; the researcher has sought some formula below:

- a. Determining the learners' score with formula:

$$Score = \frac{\text{students' score}}{\text{total score}} \times 100\%$$

b. Classifying the learners' score with rate percentage:

No.	Classification	Score Range
1	Very Good	86 – 100
2	Good	71 – 85
3	Average	56 – 70
4	Poor	41 – 55
5	Very Poor	41 >

c. Determining Mean Variable I (X) with formula:

$$M_1 = \left( \frac{\sum X}{N_1} \right)$$

$M_1$  = the average of variable score

$\sum X$  = sum of frequency X of the students' score

$N_1$  = number of students

d. Determining Mean Variable II (Y):

$$M_2 = \left( \frac{\sum X}{N_2} \right)$$

e. Determining Standard Deviation Score of Variable X:

$$x = X - M_1$$

f. Determining Standard Deviation Score of Variable Y:

$$x = X - M_2$$

g. Determining quadrate of variable x and sum  $\sum x^2$ .

h. Determining quadrate of variable y and sum  $\sum y^2$ .

i. Determining  $t_{value}$  with the formula:

$$t_{value} = \frac{M_1 - M_2}{\sqrt{\left\{ \frac{\sum x^2 + \sum y^2}{(n_1 + n_2 - 2)} \right\} \left\{ \frac{n_1 + n_2}{n_1 \cdot n_2} \right\}}}$$

j. Determining  $t_{table}$  in significant level 5% with the degree of freedom (df),

with formula:

$$df = (N_1 + N_2) - 2$$

df = degree of freedom

n = number of learner

## CHAPTER IV

### FINDING AND DISCUSSION

This chapter presents findings and discussion. The result of the research is presented in finding part, and further explanation is presented in discussion part. In this chapter, the hypothesis will be answered based on the data obtained.

#### A. Finding

##### 1. Data Description

This research aimed to find out whether or not the use of interactive multimedia in teaching listening can affect the learners' score. This research was conducted in MAN Marioriawa. The subject of the research was the first grade learners which consisted of two classes, XA and XB. The Class XA, consisted of 20 learners, was then considered to be the experimental group and the class XB, consisted of 20 learners, was considered to be the controlled group.

The data was collected from the learners by taking the pre-test and post-test. The pre-test and post-test was given to both experimental and controlled group. The pre-test and post-test was same and in the form of multiple choice, consisted of 20 questions. The score of each question was five, so the total score was 100. (*See Appendix A*)

### a. The Result of Experimental Group

Experimental group in this research was the class XA consisted of 20 learners, 6 males and 14 females. They were given a pre-test, a treatment (using an interactive multimedia), and a post-test.

#### 1) Pre-test

The aim of pre-test was to find out the learners' listening skill score before the treatment. This test was conducted on Wednesday, 9 September 2015. The researcher distributed the paper of questions to the learners and asked them to answer the questions based on the audio they would listen. The listening test was played in audio tape. The result of experimental group's pretest can be seen in *Appendix B*.

Based on the document, after analyzing and tabulating the learners' achievement, then they were classified into five levels of classification, namely very good, good, average, poor, and very poor. The following table is the rate percentage of the learners' achievement in English listening:

**Table 4.1**  
***Rate percentage of the learners' pre-test in experimental group***

No.	Classification	Score Range	(f)	(%)
1	Very Good	86 – 100	0	0
2	Good	71 – 85	3	15%



3	Average	56 – 70	11	55%
4	Poor	41 – 55	6	30%
5	Very Poor	41 >	0	0
Total			20	100%

Table 4.1 shows that most of students 11 (55%) out of 20 students were categorized as average, 6 students (30%) were categorized as poor, and the rest of them 3 students (15%) were categorized as good.

## 2) Treatment

The first treatment in experimental group was done on Thursday, 10 September 2015 and the second one was done on Thursday, 17 September 2015. The activities during the treatment used a multimedia interactive as the supplementary media to teach English, in this case listening skill. The activities were done based on the lesson plan in *Appendix B*.

## 3) Post-test

After giving pre-test and treatment, the researcher gave the post-test to the learners. The aim of post-test was to find out the learners' listening skill score after the treatment. This test was conducted on Saturday, 19 September 2015. The activities during

post-test were the same as pre-test activities. The result of experimental group's post-test can be seen in *Appendix C*.

Based on the document, after analyzing and tabulating the learners' achievement, then they were classified into five levels of classification, namely very good, good, average, poor, and very poor. The following table is the rate percentage of the learners' achievement in English listening:

**Table 4.2**  
***Rate percentage of the learners' post-test in experimental group***

No.	Classification	Score Range	(f)	(%)
1	Very Good	86 – 100	0	0
2	Good	71 – 85	12	60%
3	Average	56 – 70	7	35%
4	Poor	41 – 55	1	5%
5	Very Poor	41 >	0	0
Total			20	100%

Table 4.2 shows that most of students 12 (60%) out of 20 students were categorized as good, 7 students (35%) were categorized as average, and the rest of them 1 students (5%) were categorized as poor.

## b. The Result of Controlled Group

Controlled group in this research was the class XB consisted of 20 learners, 10 males and 10 females. They were given a pre-test, a treatment (without using an interactive multimedia), and a post-test.

### 1) Pre-test

The pre-test in controlled group was conducted on Wednesday, 9 September 2015. The researcher distributed the paper of questions to the learners and asked them to answer the questions based on the audio they would listen. The listening test was played in audio tape. The result of experimental group's pretest can be seen in *Appendix D*.

Based on the document, after analyzing and tabulating the learners' achievement, then they were classified into five levels of classification, namely very good, good, average, poor, and very poor. The following table is the rate percentage of the learners' achievement in English listening:

**Table 4.3**  
***Rate percentage of the learners' pre-test in controlled group***

No.	Classification	Score Range	(f)	(%)
1	Very Good	86 – 100	0	0
2	Good	71 – 85	3	15%

3	Average	56 – 70	14	70%
4	Poor	41 – 55	3	15%
5	Very Poor	41 >	0	0
Total			20	100%

Table 4.3 shows that most of students 14 (70%) out of 20 students were categorized as average, 3 students (15%) were categorized as poor, and the rest of them 3 students (15%) were categorized as good.

## 2) Treatment

The first treatment in controlled group was done on Friday, 11 September 2015 and the second one was done on Thursday, 18 September 2015. The activities during the treatment used conventional way, without using a multimedia interactive to provide the listening materials. The activities were done based on the lesson plan in *Appendix B*.

## 3) Post-test

After giving pre-test and treatment, the researcher gave the post-test to the learners. The aim of post-test was to find out the learners' listening skill score after the treatment. This test was conducted on Saturday, 19 September 2015. The activities during

post-test were the same as pre-test activities. The result of controlled group's post-test can be seen in *Appendix E*.

Based on the document, after analyzing and tabulating the learners' achievement, then they were classified into five levels of classification, namely very good, good, average, poor, and very poor. The following table is the rate percentage of the learners' achievement in English listening:

**Table 4.4**  
***Rate percentage of the learners' post-test in controlled group***

No.	Classification	Score Range	(f)	(%)
1	Very Good	86 – 100	0	0
2	Good	71 – 85	8	40%
3	Average	56 – 70	12	60%
4	Poor	41 – 55	0	0%
5	Very Poor	41 >	0	0
Total			20	100%

Table 4.4 shows that most of students 12 (60%) out of 20 students were categorized as average, and the rest of them 8 students (40%) were categorized as good.

### c. Pre-test and Post-test Score Analysis

#### 1) The Analysis of the Experimental Group's Score

After giving both experimental and controlled group pre-test and post-test, the researcher made the table of the learners' score to find out the difference score (gained score) between pre-test and post-test (*See Appendix F*).

After calculating the score of pre-test and post-test in both groups, it was found that both in experimental and controlled group showed their improvement. But, there was much difference when the average gained score of experimental and controlled group was compared. The experimental group had higher score than controlled group. This is presented as follows:

**Table 4.5**  
***The average score of experimental and controlled group's pre-test, post test, and gained score***

	Pre-test	Post-test	Gained Score
Experimental Group	62.75	72.25	9.5
Controlled Group	65.25	71.25	6

Table 4.5 shows that the average pre-test score in experimental group was 62.75 and the average post-test score was 72.25. It is found that the difference score (gained score) in experimental score was 9.5. While in controlled group, the average

pre-test score was 65.25 and the average post-test score was 71.25, it is found that the gained score between pre-test and post-test was only six.

It can be seen that gained score in experimental group was higher than in controlled group meaning that learners' score after giving the treatment, using interactive multimedia, had positively increased.

## 2. Data Analysis

After all the gained score from the learners in experimental and controlled group was obtained, the researcher analyzed the data through t-test. The steps used in t-test as follows:

- a. Make the analysis table for t-test (*See Appendix H*)

**Table 4.6 Analysis for t-test**

X	Y	x	y	x <sup>2</sup>	y <sup>2</sup>
Σ X = 190	Σ Y = 120	Σ x = 0	Σ y = 0	Σ x <sup>2</sup> = 495	Σ y <sup>2</sup> = 880

- b. Determine mean:

$$\begin{aligned}
 M_1 &= \frac{(\sum X)}{n_1} \\
 &= \frac{190}{20} \\
 &= 9.5
 \end{aligned}$$



$$\begin{aligned}
 M_2 &= \frac{(\sum Y)}{n_2} \\
 &= \frac{120}{20} \\
 &= 5
 \end{aligned}$$

c. Determine  $t_{value}$ :

$$\begin{aligned}
 t_{value} &= \frac{M_1 - M_2}{\sqrt{\left\{ \frac{\sum x^2 + \sum y^2}{(n_1 + n_2 - 2)} \right\} \left\{ \frac{n_1 + n_2}{n_1 \cdot n_2} \right\}}} \\
 &= \frac{9.5 - 5}{\sqrt{\left\{ \frac{495 + 880}{(20 + 20 - 2)} \right\} \left\{ \frac{20 + 20}{20 \cdot 20} \right\}}} \\
 &= \frac{4.5}{\sqrt{\left\{ \frac{1375}{38} \right\} \left\{ \frac{40}{400} \right\}}} \\
 &= \frac{4.5}{\sqrt{(36.184)(0.1)}} \\
 &= \frac{4.5}{\sqrt{3.6184}} \\
 &= \frac{4.5}{1.902} = 2.37
 \end{aligned}$$

d. Determine t-table in significant level 5% with df:

$df = N_1 + N_2 - 2 = 20 + 20 - 2 = 38$ . The researcher found that  $t_{table}$  of

df 38 in significant level 5% was 2.02

### 3. Hypothesis Testing

The data obtained from pre-test and post-test of both experimental and controlled group was analyzed by using t-test to prove the hypothesis with the assumption as follows:

- 1) If  $t_{\text{value}} < t_{\text{table}}$ : the Null Hypothesis ( $H_0$ ) is accepted and the Alternative Hypothesis ( $H_a$ ) is rejected. It means there is no significant effect of using interactive multimedia in listening skill.
- 2) If  $t_{\text{value}} > t_{\text{table}}$ : the Null Hypothesis ( $H_0$ ) is rejected and the Alternative Hypothesis ( $H_a$ ) is accepted. It means there is a significant effect of using interactive multimedia in listening skill.

From the result of the data calculation above, it shows that  $t_{\text{value}}$  is 2,37 and  $t_{\text{table}}$  of df 38 in significant level 5% is 2.02, which is  $t_{\text{value}}$  is higher than  $t_{\text{table}}$ . It means the Null Hypothesis ( $H_0$ ) is rejected and the Alternative Hypothesis is accepted. So, it can be concluded that there is a significant effect of using interactive multimedia in listening skill.

### B. Discussion

This research was a quasi experimental aimed to find out whether or not the use of interactive multimedia in teaching listening can affect the learners' score in the first grade learners of MAN Marioriawa.

This research was conducted in four meetings for each group. In the first meeting, pre-test was given to both experimental and controlled group. This test aimed to find out the learners' score before having the treatment. The second and the third meeting were giving the learners' treatment. The experimental group was taught using interactive multimedia while the controlled group was taught without using interactive multimedia. In the fourth meeting, last meeting, the learners were given post-test to find out the learners' score after having the treatment.

The score of pre-test and post-test showed the learners improvement in learning listening. In the experimental group, the average pre-test score was 62.75 and the average post-test score was 72.25. It increased about 9.5 points. While in the controlled group, the average pre-test score was 65.25 and the average post-test score was 71.25. It only increased 6 points. In other words, the experimental group got higher improvement than the controlled group.

Furthermore, to prove the hypothesis in this research, the researcher used t-test to analyze the data obtained. The criteria used to test hypothesis are if  $t_{\text{value}}$  is lower than  $t_{\text{table}}$ , it means the Null Hypothesis ( $H_0$ ) is accepted and the Alternative Hypothesis ( $H_a$ ) is rejected and if  $t_{\text{value}}$  is higher than  $t_{\text{table}}$ , it means that the Null Hypothesis ( $H_0$ ) is rejected and the Alternative Hypothesis ( $H_a$ ) is accepted. Based on the previous statistical analysis, it is found that  $t_{\text{value}}$  is 2.37 and  $t_{\text{table}}$  of df 38 in significant level 5% is 2.02, which is  $t_{\text{value}}$  was higher than  $t_{\text{table}}$ ,


The result of the research showed that the Null Hypothesis ( $H_0$ ), there is no significant effect of using interactive multimedia in listening skill, is rejected and the Alternative Hypothesis ( $H_a$ ), there is a significant effect of using interactive multimedia in listening skill, is accepted.

Listening skill is an active process to identify and understand what others are saying and is an important part of communication. People select and interpret information coming from auditory and visual clues in order to define what is going on and what the speakers are trying to express (Rubin, 1995:7).

The teaching of English in Senior High School aims to develop the communication skills in English in oral or written form, and one of them is listening skill. To improve students' listening score, it is necessary to do listening practices intensively. However, in language learning process at school, the teacher usually use their own voice to provide the listening material and it cannot improve the students' listening score.

The result of this research showed that the use of interactive multimedia can affect the students' listening score. Interactive multimedia regarding to instructional means is defined by Vaughan (1998) cited in Mishra and Sharma (2005: 7) as a web based interactive computer application that includes various combination of text, sounds, image, audio, video, and graphics that allows both the teacher and the learners to control the content flow of information.

This result is in line with the previous research findings, there were Arono (2014) conducting quasi experimental research found that learning media with interactive multimedia is better to improve students' critical listening skill than audio learning media, Prasmono (2010) conducting experimental research found that the use of multimedia computer is better than DVD, and the last Surdjono and Susila conducting research and development found that interactive CD affected students' learning outcome.



## CHAPTER V

### CONCLUSION AND SUGGESTION

#### A. Conclusion

Based on the findings and discussion in the previous chapter, the researcher concluded that the use of interactive multimedia did affect the students' listening score in the first grade students of MAN Marioriawa.


The research was proved that there was significant difference between the students' improvement in experimental and controlled group. It can be seen that the gained score from students in experimental group was higher than students in controlled group.

The result of the statistical analysis also showed that the  $t_{\text{value}}$  2.37 is higher than  $t_{\text{table}}$  2.02 (df 38 in significant level 5%). It means that the Null Hypothesis ( $H_0$ ) is rejected and the Alternative Hypothesis ( $H_a$ ) is accepted. It can be concluded that the use of interactive multimedia affects the students' listening score.

#### B. Suggestion

Based on the conclusion, the researcher provides some suggestions as follows:

1. The English teachers should be more creative and they are expected to use various media in teaching English, especially in teaching listening so that the students are not bored in learning process.
2. The English teacher can utilize interactive multimedia as supplementary media in delivering listening because it does affect the students' listening score.
3. It is hoped that other researcher would do better research in future.






## BIBLIOGRAPHY

- Aji, Trisanto Ari. "Analisis dan Perancangan Sistem Informasi Produk Berbasis Multimedia Dinamis." *Jurnal Dasi*, Vol. 11, No. 1 (Maret 2010).
- Arikunto, Suharsimi. *Prosedur Penelitian Suatu Pendekatan Praktik*. Jakarta: Rineka Cipta, 2006.
- Arono. "Improving Students Listening Skill through Interactive Multimedia in Indonesia." *Journal of Language Teaching and Research*, Vol. 5, No. 1 (January 2014).
- Brown, H. Douglas. *Teaching by Principles: An Interactive Approach (2<sup>nd</sup> Ed)*. Englewood Cliffs, N.J.: Prentice- Hall, 2001
- Define Listening Skill. Retrived from <https://www.tutorvista.com/english/define-listening-skills.com> on July 25<sup>th</sup> 2015.
- Essel, H. B, et al. "Self-Paced Interactive Multimedia Courseware: A Learning Support Resource for Enhancing Electronic Theses and Dissertations Development." *Journal of Education and Practice*, Vol. 7, No. 12 (April 2016).
- Etikan, Ilker, et al. "Comparison of Convenience Sampling and Purposive Sampling." *American Journal of Theoretical and Applied Statistics*, Vol. 5, No. 1 (2016).
- Gafur, Abdul. *Desain Pembelajaran: Konsep Model dan Aplikasinya dalam Perencanaan Pelaksanaan Pembelajaran*. Yogyakarta: Ombak, 2012.
- Hadi, Sutrisno. *Metodologi Research*. Yogyakarta: Andi Publisher, 2010.
- Harmer, Jeremy. *The Practice of English language Teaching Third Edition Completely Revised and Update*. London: Longman Publishing, 1996.
- Jumrah. "Improving the Students' Listening Comprehension through Aural-oral Language Approach (A Classroom Action Research at the eleventh grade students of SMA ITTIHAD Makassar)." *Thesis*, Unismuh Makassar, Makassar, 2011.
- Kariadinata, Rahayu and Maman Abdurahman. *Dasar-dasar Statistik Pendidikan*. Bandung: Pustaka Setia, 2015.

- Khoo, C. C. 1994. Interactive Multimedia for Teaching, Learning and Presentations. In C. McBeath and R. Atkinson (Eds), *Proceedings of the Second International Interactive Multimedia Symposium*, 230-236. Perth, Western Australia, 23-28 January. Promaco Conventions. <http://www.ascilite.org.au/aset-archives/confs/iims/1994/km/khoo.html>
- Merriam-Webster Mobile Dictionary. Merriam-Webster, Inc. 2018.
- Mishra, Sanjaya. and Ramesh C Sharma. *Interactive Multimedia in Education and Training*. London: Idea Group. 2005.
- Morley, H. J and Lawrence, M.S. *The Use of Films in Teaching English as a Second Language*. Language Learning, 22 (1), 101-3, 1971.
- Munir. *Kurikulum Berbasis Teknologi Informasi dan Komunikasi*. Bandung: SPS Universitas Indonesia dan Alfabeta, 2009.
- Munir. *Multimedia: Konsep & Aplikasi dalam Pendidikan*. Bandung: Alfabeta. 2012.
- Nusir, Sawsan, et. al. "Studying the Impact of Using Multimedia Interactive Programs on Children's Ability to Learn Basic Math Skills." *E-Learning and Digital Media*, Vol. 10, No. 3 (2013).
- Prasmono, Ari. "Pengaruh Penggunaan Media Pembelajaran Komputer Multimedia dan Digital Video Disc Terhadap Prestasi Belajar Listening Ditinjau dari Motivasi Belajar Siswa Sekolah Menengah Pertama Negeri di Kabupaten Wonogiri." *Thesis*, Program Pascasarjana, Universitas Sebelas Maret, Surakarta, 2010.
- Reiser, Robert A and John V Dempsey. *Trends and Issues in Instructional Design and Technology, Third Edition*. New York: Pearson, 2012.
- Rost, M. *Teaching and Researching Listening*. Harlow, UK: Pearson Education/Longman, 2001.
- \_\_\_\_\_. *Introducing Listening*. London: Penguin, 1994.
- Rubin, J. *An Overview to A Guide for the Teaching of Second Language Listening*. San Diego, CA: Dominic Press, 1995.

- Stemler, Luann K. "Educational Characteristics of Multimedia: A Literature Review." *Journal of Educational Multimedia and Hypermedia*, 6(3/4) (1997).
- Sugiyono. *Metode Penelitian Pendidikan: Pendidikan Kuantitatif, Kualitatif, dan R&D*. Bandung: Alfabeta, 2014.
- Supardi, Agus. "Penggunaan Multimedia Interaktif Sebagai Bahan Ajar Suplemen dalam Peningkatan Minat Belajar." *Jurnal Ilmiah Pendidikan Dasar*, Vol. 1, No. 2 (2014).
- Surjono, Herman Dwi and Heni Rita Susila. "Pengembangan Multimedia Pembelajaran Bahasa Inggris untuk SMK." *Jurnal Pendidikan Vokasi*, Vol. 3, No.1 (Februari 2013).
- Usman, Husaini and Setiady Purnomo. *Pengantar Statistika Edisi Kedua*. Jakarta: Bumi Aksara, 2008.
- Waryanto, Nur Hadi. 2008. "Multimedia Interaktif dalam Pembelajaran." The paper was presented in Teacher Training Activity in SMK Muhammadiyah 3, Klaten, 15-21 May 2008.
- Wiana, Winwin. "Application Design of Interactive Multimedia Development Based Motion Graphic on Making Fashion Design Learning in Digital Format." *International Journal of Scientific & Technology Research*, Vol. 6, Issue 05 (May 2017).
- Yaumi, Muhammad. *Desain Pembelajaran Efektif*. Makassar: Alauddin University Press, 2012.



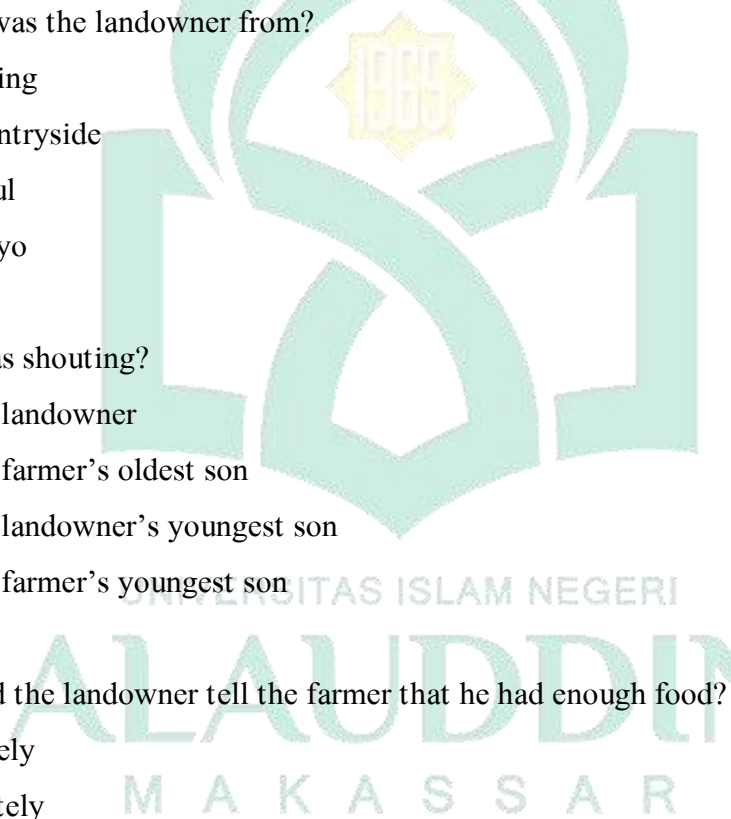
**A  
P  
P  
E  
N  
D  
I  
C  
E  
S**

UNIVERSITAS ISLAM NEGERI  
**ALAUDDIN**  
M A K A S S A R

**APPENDIX A****PRE-TEST AND POST-TEST**

*In this test, you will listen to some texts. While you listen to a text, read the questions and four possible answers in the paper. Decide one that will be the best answer to the question you have just listened.*

**Listen to the text carefully to answer questions number 1 to 5!**

1. Where was the landowner from?
    - a. Beijing
    - b. Countryside
    - c. Seoul
    - d. Tokyo
  
  2. Who was shouting?
    - a. The landowner
    - b. The farmer's oldest son
    - c. The landowner's youngest son
    - d. The farmer's youngest son
  
  3. How did the landowner tell the farmer that he had enough food?
    - a. Rudely
    - b. Politely
    - c. Harshly
    - d. Angrily
- 

4. Why did the boy shout “There it is! He’s eating the dead chicken.”
  - a. Because he didn’t want to eat the boiled chicken
  - b. Because he didn’t want the landowner to stop eating the boiled chicken
  - c. Because he wanted to eat live chicken
  - d. Because he wanted to eat the boiled chicken
  
5. Why did the landowner ask the servant to clear the table?
  - a. Because he thought he had been served a long-dead chicken
  - b. He was not angry
  - c. His stomach couldn’t take any more food
  - d. He wanted the table to be cleaned

**Listen to the text carefully to answer questions number 6 to 8!**

6. Why did the mouse deer want to go across the river?
  - a. Because he was very hungry
  - b. Because he wanted to cheat Mr. Crocodile
  - c. He wanted to eat some dying trees
  - d. He was afraid of the current of the river
  
7. How many crocodiles were there in the story?
  - a. Three crocodiles
  - b. Ten crocodiles
  - c. Thirteen crocodiles
  - d. Not mentioned
  
8. After listening to the text, we may conclude that the mouse deer was ...
  - a. Very greedy animal
  - b. Cunning animal

- c. Dumb animal
- d. Frightened animal

**Listen to the text carefully to answer questions number 9 to 11!**

9. What was there at the palace one day?
- a. A game
  - b. A birthday party
  - c. A ball
  - d. A crown party
10. Why did the king hold the event at his palace?
- a. To celebrate his birthday
  - b. To celebrate his wedding
  - c. To find his crown prince a wife
  - d. To entertain his people
11. How was the end of the story?
- a. The prince married Cinderella
  - b. Cinderella was killed by her step mother
  - c. The prince turned into a horse forever
  - d. The king gave the kingdom to Cinderella

**Listen to the text carefully to answer questions number 12 to 15!**

12. Why was Nasreddin on the roof of his house?
- a. He was looking at the view
  - b. He was waiting for the old man
  - c. He was fixing the roof
  - d. He was resting



13. Who was the old man?
- Nasreddin's father
  - Nasreddin's friend
  - A roof seller
  - A beggar
14. Why did Nasreddin go down the ladder?
- He wanted to get away from his work
  - Because the beggar asked him to
  - He wanted to speak to the beggar
  - He wanted to go with the beggar
15. The following sentences are true based on the text, *except* ...
- Nasreddin was mending his tiles when someone called him
  - Nasreddin didn't look down when the old man called him
  - The old man asked some money to Nasreddin
  - Nasreddin asked the beggar to climb up the ladder

**Listen to the text carefully to answer questions number 16 to 20!**

16. What is the story about?
- A parrot and a cat
  - A parrot and a chicken
  - A parrot and the owner
  - A parrot, the owner, and chickens
17. Where does the story take place?
- London
  - Jakarta



- c. Puerto Rico
- d. Buenos Aires

18. What is the word that the parrot cannot say?

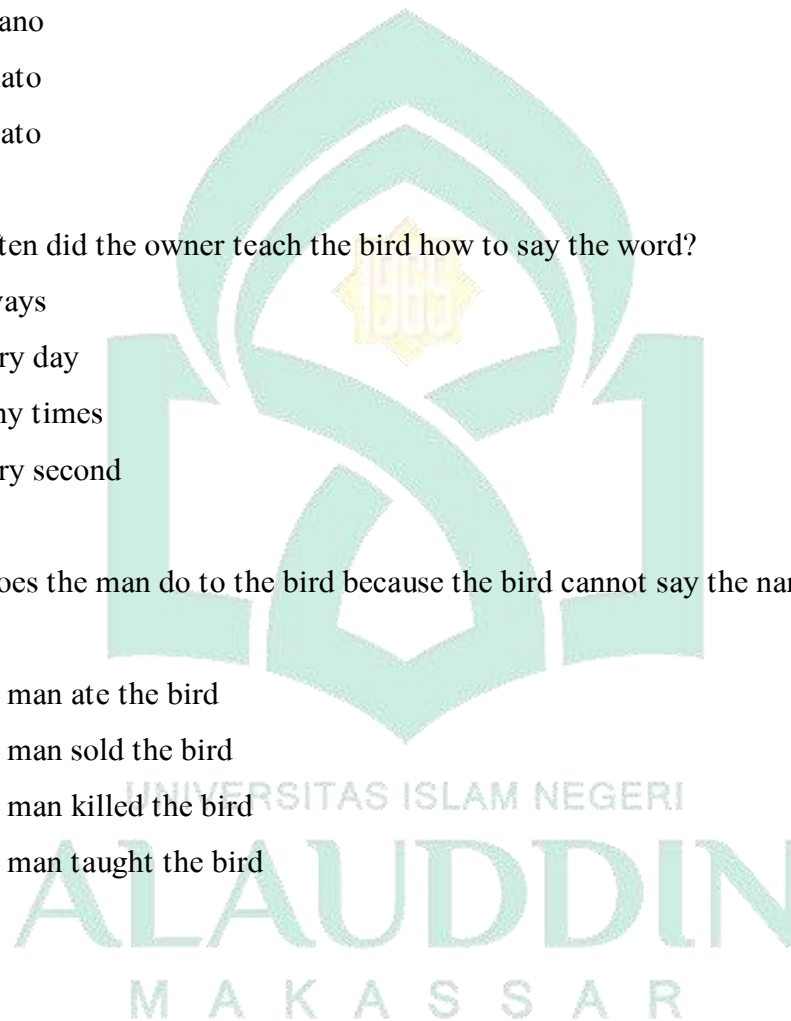
- a. Catano
- b. Tacano
- c. Canato
- d. Nacato

19. How often did the owner teach the bird how to say the word?

- a. Always
- b. Every day
- c. Many times
- d. Every second

20. What does the man do to the bird because the bird cannot say the name of a place?

- a. The man ate the bird
- b. The man sold the bird
- c. The man killed the bird
- d. The man taught the bird



## APPENDIX B

## RENCANA PELAKSANAAN PEMBELAJARAN (RPP)

Nama Sekolah : MAN Marioriawa  
 Mata Pelajaran : Bahasa Inggris  
 Kelas/Semester : X / 1  
 Alokasi Waktu : 2 x 45 menit  
 Topik Pembelajaran : Narrative  
 Pertemuan Ke : 1

## A. Standar Kompetensi

Mendengarkan/Menyimak (*Listening*)

8 Merespon makna yang terdapat dalam teks fungsional pendek dan monolog yang berbentuk *narrative*, *descriptive*, dan *news item* sederhana dalam konteks kehidupan sehari-hari.

## B. Kompetensi Dasar

8.1 Merespon makna yang terdapat dalam teks lisan fungsional pendek, sederhana, resmi, dan tak resmi secara akurat, lancar dan berterima dalam berbagai konteks kehidupan sehari-hari.

8.2 Merespon makna dalam teks monolog sederhana yang menggunakan ragam bahasa lisan secara akurat, lancar, dan berterima dalam konteks kehidupan sehari-hari dalam teks berbentuk *narrative*, *descriptive*, dan *news item*.

## C. Indikator Pencapaian Kompetensi

Indikator Pencapaian Kompetensi	Nilai Budaya Dan Karakter Bangsa
<ul style="list-style-type: none"> <li>• Merespon teks monolog sederhana berbentuk narrative</li> <li>• Melakukan teks monolog lisan berbentuk narrative</li> </ul>	Religius, jujur, toleransi, disiplin, kerja keras, mandiri, demokratis, rasa ingin tahu, semangat kebangsaan, cinta tanah air, menghargai prestasi, bersahabat, cinta damai, gemar membaca, peduli lingkungan, peduli sosial, tanggung jawab, mandiri

**Kewirausahaan/ Ekonomi Kreatif :**

- Percaya diri (keteguhan hati, optimis).
- Berorientasi pada tugas (bermotivasi, tekun/tabah, bertekad, enerjik).
- Pengambil resiko (suka tantangan, mampu memimpin)
- Orientasi ke masa depan (punya perspektif untuk masa depan)

**D. Tujuan Pembelajaran**

Pada akhir pembelajaran siswa dapat:

- Siswa dapat merespon teks monolog sederhana berbentuk *narrative*
- Siswa dapat melakukan teks monolog lisan berbentuk *narrative*

**E. Materi Pokok**

Narrative dapat dijelaskan sebagai berikut:

**Narrative Text**

Social function: to entertain and to deal with actual or vicarious experience in different ways

**Generic Structure**

1. Orientation (setting the scene, telling who/what, when, where?)
2. Complication (Telling what problem did the characters have)
3. Resolution (Telling how was the problem solved)

**Language Feature**

1. Focus on specific or individualized participants. Use of material processes
2. Use of Relational and mental processes
3. Use of temporal conjunctions and temporal circumstances.
4. Use of past tense

**Teks yang digunakan dalam pembelajaran:**

1. Pinocchio
2. Surabaya
3. Ugly Duckling
4. The Little Girl and the Wolf
5. Kite's Tale

#### F. Metode Pembelajaran/Teknik:

Three – phase technique

- Pre listening
- Whilst listening
- Post Listening

#### G. Strategi Pembelajaran

Tatap Muka	Terstruktur	Mandiri
<ul style="list-style-type: none"> <li>▪ Bertanya jawab tentang isi cerita (karakter, setting, plot) yang sudah dibaca, ditonton, dan/atau didengar.</li> <li>▪ Membahas nilai-nilai yang terkandung dalam cerita, sikap dan perilaku para tokoh.</li> <li>▪ Membahas unsur dan langkah retorika dalam teks naratif.</li> <li>▪ Membahas ciri-ciri leksikogramatika.</li> <li>▪ Nonton film</li> <li>▪ Mendengarkan cerita (secara langsung atau dengan media elektronik).</li> <li>▪ Membacakan cerita kepada kelompok atau kelas (monolog).</li> </ul>	<ul style="list-style-type: none"> <li>▪ Dengan kelompok belajarnya, siswa diberi tugas untuk melakukan hal-hal berikut, dan melaporkan setiap kegiatan kepada guru, a.l. tentang tempat, siapa saja yang datang, kesulitan yang dihadapi.</li> <li>▪ Bertanya jawab tentang isi cerita (karakter, setting, plot) yang sudah dibaca, ditonton, dan/atau didengar dengan kelompok belajarnya</li> <li>▪ Membahas nilai-nilai yang terkandung dalam cerita, sikap dan perilaku para tokoh.</li> <li>▪ Membahas unsur dan langkah retorika dalam teks naratif.</li> <li>▪ Membahas ciri-ciri leksikogramatika.</li> <li>▪ Nonton film.</li> <li>▪ Mendengarkan cerita (secara langsung atau dengan media elektronik).</li> <li>▪ Membacakan cerita kepada</li> </ul>	<ul style="list-style-type: none"> <li>▪ Siswa melakukan berbagai kegiatan terkait dengan wacana berbentuk naratif di luar tugas tatap muka dan terstruktur yang diberikan guru.</li> <li>▪ Siswa mengumpulkan setiap hasil kerja dalam portofolio, dan melaporkan hal-hal yang sudah diperoleh serta kesulitan yang dihadapi secara rutin kepada guru.</li> </ul>

<ul style="list-style-type: none"> <li>▪ Menceritakan kembali cerita kepada kelompok atau kelas (monolog).</li> <li>▪ Membahas kesulitan yang dihadapi siswa dalam melakukan kegiatan terstruktur dan mandiri.</li> </ul>	<ul style="list-style-type: none"> <li>kelompok (monolog).</li> <li>▪ Menceritakan kembali cerita kepada kelompok (monolog).</li> </ul>	
---	---	--

### Langkah-langkah Kegiatan Pembelajaran

#### **Kegiatan Awal (10')**

- Mengucapkan salam dengan ramah kepada siswa ketika memasuki ruang kelas (*nilai yang ditanamkan: santun, peduli*)
- Mengecek kehadiran siswa (*nilai yang ditanamkan: disiplin, rajin*)
- Mengaitkan materi/kompetensi yang akan dipelajari dengan karakter
- Dengan merujuk pada silabus, RPP, dan bahan ajar, menyampaikan butir karakter yang hendak dikembangkan selain yang terkait dengan SK/KD
- Siswa berdiskusi mengenai pertanyaan yang tertera di buku teks

#### **Kegiatan Inti (70')**

##### *Eksplorasi*

Dalam kegiatan eksplorasi guru:

- Memberikan stimulus berupa pemberian materi monolog berbentuk naratif.
- Mendiskusikan materi bersama siswa (Buku : Bahan Ajar Bahasa Inggris mengenai monolog berbentuk naratif)
- Memberikan kesempatan pada peserta didik mengkomunikasikan secara lisan atau mempresentasikan mengenai monolog berbentuk naratif

- Siswa diminta membahas contoh soal dalam Buku : Bahan Ajar Bahasa Inggris mengenai monolog berbentuk naratif.

### ***Elaborasi***

Dalam kegiatan elaborasi guru:

- Membiasakan siswa membuat kalimat monolog berbentuk naratif.
- Memfasilitasi siswa melalui pemberian tugas mengerjakan latihan soal yang ada pada buku ajar Bahasa Inggris untuk dikerjakan secara individual.

### ***Konfirmasi***

Dalam kegiatan konfirmasi guru:

- Memberikan umpan balik pada siswa dengan memberi penguatan dalam bentuk lisan pada siswa yang telah dapat menyelesaikan tugasnya.
- Memberi konfirmasi pada hasil pekerjaan yang sudah dikerjakan oleh siswa melalui sumber buku lain.
- Memfasilitasi siswa melakukan refleksi untuk memperoleh pengalaman belajar yang sudah dilakukan.
- Memberikan motivasi kepada siswa yang kurang dan belum bisa mengikuti dalam materi monolog berbentuk naratif

### **Kegiatan Akhir (10')**

- Siswa diminta membuat rangkuman dari materi mengenai monolog berbentuk naratif
- Siswa dan Guru melakukan refleksi terhadap kegiatan yang sudah dilaksanakan.
- Siswa diberikan pekerjaan rumah (PR) berkaitan dengan materi monolog berbentuk naratif.
- Menyampaikan rencana pembelajaran pada pertemuan berikutnya.

### **H. Sumber/Bahan/Alat**

- Buku teks yang relevan : Buku Ajar Bahasa Inggris Untuk SMA/MA Semester Gasal Kelas X
- Interactive Multimedia yang telah diinstal di laboratorium komputer
- Gambar yang relevan

## I. Penilaian

### I. Indikator, Teknik, Bentuk, dan Contoh.

No.	Indikator	Teknik	Bentuk	Contoh
1.	Merespon wacana monolog naratif	Tes Tulis	Pilihan Ganda	Listen to the monolog and choose the best answer
2.	Melakukan monolog berbentuk naratif	Unjuk Kerja	Presentasi Lisan	Describe the general facts of the following animal.

## II. Instrumen Penilaian

### Task 1

Listen to the monolog and choose the best answer

Listening text for number 1 to 5

1. *What is the text about?*

a. *Shark* d. *Whale*

b. *Dholphin* e. *Pirranha*

c. *Fish*

2. *What does the text intend to?*

a. *to describe* d. *to persuade*

b. *to entertain* e. *to review*

c. *to amuse*

3. *What is the largest creature lived on earth ?*

*It is .... .*

a. *an elephant* c. *blue whale* e. *giraffe*

b. *a rhinoceroses* d. *shark*



4. *What is blubber ?*

*Blubber is .... .*

- a. *the hole on the head*
- b. *the paddle of the tails*
- c. *the skin of the fish*
- d. *the fins of the fish*
- e. *the layer of fats*

5. *Where is the nostril to spray the sea water ?*

- a. *in the fin*
- b. *in the tail*
- c. *in the paddle*
- d. *on top of broad head*
- e. *in the skin*

Listening text for number 6 and 10

6. The second paragraph tells us about the .....of black bears.

- a. size
- b. height
- c. length
- d. definition
- e. description

7. Which one of the following statement is true?

- a. In the western most of these bears have shiny black fur
- b. in the east they grow brown, red or even yellow coats
- c. Black bears are the biggest of all American bears
- d. Their eyes and ears are big
- e. their eyesight and hearing are not as good as their sense of smell

8. In the condition of being scared, black bears can make their enemy feel .... and lose confidence.

- a. wild
- b. crazy
- c. rude
- d. dangerous
- e. intimidated

9. *What is the aim of the text?*

- a. *to describe*
- b. *to entertain*
- c. *to amuse*
- d. *to persuade*
- e. *to review*

10. Are all American Black Bears black?

- a. Yes, They are
- b. No, they aren't
- c. Not clear
- d. Yes, they do
- e. No, they don't



**Text script.**

## Text 1

Whales are sea-living mammals.

They therefore breathe air but cannot survive on land. Some species are very large indeed and the blue whale, which can exceed 30 m in length, is the large animal to have live on earth. Superficially, the whale looks rather like a fish, but there are important differences in its external structure; its tail consists of a pair of broad, flat horizontal paddles ( the tail of a fish is vertical) and it has a single nostril on top of its large, broad head. The skin is smooth and shiny and beneath it lays a layer of fat (blubber). This is up to 30 cm in thickness and serves to conserve heat and body fluids.

## Text 2

American black bears appear in a variety of colors despite their name. In the eastern part of their range, most of these bears have shiny black fur, but in the west they grow brown, red or even yellow coats. To the north, the black bear is actually gray or white in color. Even in the same littler, both brown and black furred bears may be born.

Black bears are the smallest of all American bears, ranging in length from five to six feet, weighing from three hundred to five hundred pounds. Their eyes and ears are small and their eyesight and hearing are not as good as their sense of smell.

Like all bears, the black bear is timid, clumsy and rarely dangerous, but if attacked, most can climb trees and cover ground at great speeds. When angry or frightened, it is a formidable enemy.

## Activity 2

Find and object about animals, plants, or others. It must be a representative of their class. Make a report about it.

### III. Pedoman Penilaian

- a. Untuk nomor 1, tiap jawaban benar diberi skor 5
- b. Untuk nomor 2, mengikuti rubrik penilaian berikut ini:

No.	Uraian	Skor
1.	Isi, langkah retorika dan tata bahasa benar	81 – 100
2.	Isi, langkah retorika dan tata bahasa kurang tepat	61 - 80
3.	Isi, langkah retorika dan tata bahasa tidak tepat	0 - 60

Jumlah skor maksimal 1.  $10 \times 5 = 50$   
 2. Jika skor maksimal diraih = 50  
 Jumlah = 100

Mengetahui  
Kepala Sekolah

Guru Mata Pelajaran

\_\_\_\_\_  
NIP.

\_\_\_\_\_  
NIP.

## RENCANA PELAKSANAAN PEMBELAJARAN (RPP)

**Nama Sekolah** : MAN Marioriawa  
**Mata Pelajaran** : Bahasa Inggris  
**Kelas/Semester** : X / 1  
**Alokasi Waktu** : 2 x 45 menit  
**Topik Pembelajaran** : Narrative  
**Pertemuan Ke** : 2

### A. Standar Kompetensi

#### Mendengarkan/Menyimak (*Listening*)

8 Merespon makna yang terdapat dalam teks fungsional pendek dan monolog yang berbentuk *narrative*, *descriptive*, dan *news item* sederhana dalam konteks kehidupan sehari-hari.

### B. Kompetensi Dasar

8.1 Merespon makna yang terdapat dalam teks lisan fungsional pendek, sederhana, resmi, dan tak resmi secara akurat, lancar dan berterima dalam berbagai konteks kehidupan sehari-hari.

8.2 Merespon makna dalam teks monolog sederhana yang menggunakan ragam bahasa lisan secara akurat, lancar, dan berterima dalam konteks kehidupan sehari-hari dalam teks berbentuk *narrative*, *descriptive*, dan *news item*.

### C. Indikator Pencapaian Kompetensi

Indikator Pencapaian Kompetensi	Nilai Budaya Dan Karakter Bangsa
<ul style="list-style-type: none"> <li>• Merespon teks monolog sederhana berbentuk narrative</li> <li>• Melakukan teks monolog lisan berbentuk narrative</li> </ul>	Religius, jujur, toleransi, disiplin, kerja keras, mandiri, demokratis, rasa ingin tahu, semangat kebangsaan, cinta tanah air, menghargai prestasi, bersahabat, cinta damai, gemar membaca, peduli lingkungan, peduli sosial, tanggung jawab, mandiri

**Kewirausahaan/ Ekonomi Kreatif :**

- Percaya diri (keteguhan hati, optimis).
- Berorientasi pada tugas (bermotivasi, tekun/tabah, bertekad, enerjik).
- Pengambil resiko (suka tantangan, mampu memimpin)
- Orientasi ke masa depan (punya perspektif untuk masa depan)

**D. Tujuan Pembelajaran**

Pada akhir pembelajaran siswa dapat:

- Siswa dapat merespon teks monolog sederhana berbentuk *narrative*
- Siswa dapat melakukan teks monolog lisan berbentuk *narrative*

**E. Materi Pokok**

Narrative dapat dijelaskan sebagai berikut:

**Narrative Text**

Social function: to entertain and to deal with actual or vicarious experience in different ways

**Generic Structure**

1. Orientation (setting the scene, telling who/what, when, where?)
2. Complication (Telling what problem did the characters have)
3. Resolution (Telling how was the problem solved)

**Language Feature**

1. Focus on specific or individualized participants. Use of material processes
2. Use of Relational and mental processes
3. Use of temporal conjunctions and temporal circumstances.
4. Use of past tense

**Teks yang digunakan dalam pembelajaran:**

1. Duck and Turtle
2. The Smartest Parrot
3. The dog and the Wolf

**F. Metode Pembelajaran/Teknik:**

Three – phase technique

- Pre listening
- Whilst listening
- Post Listening

**G. Strategi Pembelajaran**

Tatap Muka	Terstruktur	Mandiri
<ul style="list-style-type: none"> <li>▪ Bertanya jawab tentang isi cerita (karakter, setting, plot) yang sudah dibaca, ditonton, dan/atau didengar.</li> <li>▪ Membahas nilai-nilai yang terkandung dalam cerita, sikap dan perilaku para tokoh.</li> <li>▪ Membahas unsur dan langkah retorika dalam teks naratif.</li> <li>▪ Membahas ciri-ciri leksikogramatika.</li> <li>▪ Nonton film</li> <li>▪ Mendengarkan cerita (secara langsung atau dengan media elektronik).</li> <li>▪ Membacakan cerita kepada kelompok atau kelas (monolog).</li> </ul>	<ul style="list-style-type: none"> <li>▪ Dengan kelompok belajarnya, siswa diberi tugas untuk melakukan hal-hal berikut, dan melaporkan setiap kegiatan kepada guru, a.l. tentang tempat, siapa saja yang datang, kesulitan yang dihadapi.</li> <li>▪ Bertanya jawab tentang isi cerita (karakter, setting, plot) yang sudah dibaca, ditonton, dan/atau didengar dengan kelompok belajarnya</li> <li>▪ Membahas nilai-nilai yang terkandung dalam cerita, sikap dan perilaku para tokoh.</li> <li>▪ Membahas unsur dan langkah retorika dalam teks naratif.</li> <li>▪ Membahas ciri-ciri leksikogramatika.</li> <li>▪ Nonton film.</li> <li>▪ Mendengarkan cerita (secara langsung atau dengan media elektronik).</li> <li>▪ Membacakan cerita kepada</li> </ul>	<ul style="list-style-type: none"> <li>▪ Siswa melakukan berbagai kegiatan terkait dengan wacana berbentuk naratif di luar tugas tatap muka dan terstruktur yang diberikan guru.</li> <li>▪ Siswa mengumpulkan setiap hasil kerja dalam portofolio, dan melaporkan hal-hal yang sudah diperoleh serta kesulitan yang dihadapi secara rutin kepada guru.</li> </ul>

<ul style="list-style-type: none"> <li>▪ Menceritakan kembali cerita kepada kelompok atau kelas (monolog).</li> <li>▪ Membahas kesulitan yang dihadapi siswa dalam melakukan kegiatan terstruktur dan mandiri.</li> </ul>	<ul style="list-style-type: none"> <li>kelompok (monolog).</li> <li>▪ Menceritakan kembali cerita kepada kelompok (monolog).</li> </ul>	
---	---	--

### Langkah-langkah Kegiatan Pembelajaran

#### **Kegiatan Awal (10')**

- Mengucapkan salam dengan ramah kepada siswa ketika memasuki ruang kelas (*nilai yang ditanamkan: santun, peduli*)
- Mengecek kehadiran siswa (*nilai yang ditanamkan: disiplin, rajin*)
- Mengaitkan materi/kompetensi yang akan dipelajari dengan karakter
- Dengan merujuk pada silabus, RPP, dan bahan ajar, menyampaikan butir karakter yang hendak dikembangkan selain yang terkait dengan SK/KD
- Siswa berdiskusi mengenai pertanyaan yang tertera di buku teks

#### **Kegiatan Inti (70')**

##### *Eksplorasi*

Dalam kegiatan eksplorasi guru:

- Memberikan stimulus berupa pemberian materi monolog berbentuk naratif.
- Mendiskusikan materi bersama siswa (Buku : Bahan Ajar Bahasa Inggris mengenai monolog berbentuk naratif)
- Memberikan kesempatan pada peserta didik mengkomunikasikan secara lisan atau mempresentasikan mengenai monolog berbentuk naratif

- Siswa diminta membahas contoh soal dalam Buku : Bahan Ajar Bahasa Inggris mengenai monolog berbentuk naratif.

### ***Elaborasi***

Dalam kegiatan elaborasi guru:

- Membiasakan siswa membuat kalimat monolog berbentuk naratif.
- Memfasilitasi siswa melalui pemberian tugas mengerjakan latihan soal yang ada pada buku ajar Bahasa Inggris untuk dikerjakan secara individual.

### ***Konfirmasi***

Dalam kegiatan konfirmasi guru:

- Memberikan umpan balik pada siswa dengan memberi penguatan dalam bentuk lisan pada siswa yang telah dapat menyelesaikan tugasnya.
- Memberi konfirmasi pada hasil pekerjaan yang sudah dikerjakan oleh siswa melalui sumber buku lain.
- Memfasilitasi siswa melakukan refleksi untuk memperoleh pengalaman belajar yang sudah dilakukan.
- Memberikan motivasi kepada siswa yang kurang dan belum bisa mengikuti dalam materi monolog berbentuk naratif

### **Kegiatan Akhir (10')**

- Siswa diminta membuat rangkuman dari materi mengenai monolog berbentuk naratif
- Siswa dan Guru melakukan refleksi terhadap kegiatan yang sudah dilaksanakan.
- Siswa diberikan pekerjaan rumah (PR) berkaitan dengan materi monolog berbentuk naratif.
- Menyampaikan rencana pembelajaran pada pertemuan berikutnya.

## **H. Sumber/Bahan/Alat**

- Buku teks yang relevan : Buku Ajar Bahasa Inggris Untuk SMA/MA Semester Gasal Kelas X
- Interactive Multimedia yang telah diinstal di laboratorium komputer
- Gambar yang relevan



## I. Penilaian

### I. Indikator, Teknik, Bentuk, dan Contoh.

No.	Indikator	Teknik	Bentuk	Contoh
1.	Merespon wacana monolog naratif	Tes Tulis	Pilihan Ganda	Listen to the monolog and choose the best answer
2.	Melakukan monolog berbentuk naratif	Unjuk Kerja	Presentasi Lisan	Describe the general facts of the following animal.

## II. Instrumen Penilaian

### Task 1

Listen to the monolog and choose the best answer

Listening text for number 1 to 5

1. *What is the text about?*

a. *Shark* d. *Whale*

b. *Dholphin* e. *Pirranha*

c. *Fish*

2. *What does the text intend to?*

a. *to describe* d. *to persuade*

b. *to entertain* e. *to review*

c. *to amuse*

3. *What is the largest creature lived on earth?*

*It is ....*

c. *an elephant* c. *blue whale* e. *giraffe*

d. *a rhinoceroses* d. *shark*



4. *What is blubber?*

*Blubber is .... .*

- |                                   |                                |
|-----------------------------------|--------------------------------|
| <i>d. the hole on the head</i>    | <i>d. the fins of the fish</i> |
| <i>e. the paddle of the tails</i> | <i>e. the layer of fats</i>    |
| <i>f. the skin of the fish</i>    |                                |

5. *Where is the nostril to spray the sea water?*

- |                         |                                |
|-------------------------|--------------------------------|
| <i>d. in the fin</i>    | <i>d. on top of broad head</i> |
| <i>e. in the tail</i>   | <i>e. in the skin</i>          |
| <i>f. in the paddle</i> |                                |

Listening text for number 6 and 10

6. The second paragraph tells us about the .....of black bears.

- |                  |                       |
|------------------|-----------------------|
| <i>d. size</i>   | <i>d. definition</i>  |
| <i>e. height</i> | <i>e. description</i> |
| <i>f. length</i> |                       |

7. Which one of the following statement is true?

- f. In the western most of these bears have shiny black fur*
- g. in the east they grow brown, red or even yellow coats*
- h. Black bears are the biggest of all American bears*
- i. Their eyes and ears are big*
- j. their eyesight and hearing are not as good as their sense of smell*

8. In the condition of being scared, black bears can make their enemy feel .... and lose confidence.

- |                 |                       |
|-----------------|-----------------------|
| <i>d. wild</i>  | <i>d. dangerous</i>   |
| <i>e. crazy</i> | <i>e. intimidated</i> |
| <i>f. rude</i>  |                       |

9. *What is the aim of the text?*

- |                        |                       |
|------------------------|-----------------------|
| <i>a. to describe</i>  | <i>d. to persuade</i> |
| <i>b. to entertain</i> | <i>e. to review</i>   |
| <i>c. to amuse</i>     |                       |

10. Are all American Black Bears black?

- |                           |                          |
|---------------------------|--------------------------|
| <i>a. Yes, They are</i>   | <i>d. Yes, they do</i>   |
| <i>b. No, they aren't</i> | <i>e. No, they don't</i> |
| <i>c. Not clear</i>       |                          |

**Text script.**

## Text 1

Whales are sea-living mammals.

They therefore breathe air but cannot survive on land. Some species are very large indeed and the blue whale, which can exceed 30 m in length, is the large animal to have live on earth. Superficially, the whale looks rather like a fish, but there are important differences in its external structure; its tail consists of a pair of broad, flat horizontal paddles ( the tail of a fish is vertical) and it has a single nostril on top of its large, broad head. The skin is smooth and shiny and beneath it lays a layer of fat (blubber). This is up to 30 cm in thickness and serves to conserve heat and body fluids.

## Text 2

American black bears appear in a variety of colors despite their name. In the eastern part of their range, most of these bears have shiny black fur, but in the west they grow brown, red or even yellow coats. To the north, the black bear is actually gray or white in color. Even in the same littler, both brown and black furred bears may be born.

Black bears are the smallest of all American bears, ranging in length from five to six feet, weighing from three hundred to five hundred pounds. Their eyes and ears are small and their eyesight and hearing are not as good as their sense of smell.

Like all bears, the black bear is timid, clumsy and rarely dangerous, but if attacked, most can climb trees and cover ground at great speeds. When angry or frightened, it is a formidable enemy.

## Activity 2

Find and object about animals, plants, or others. It must be a representative of their class. Make a report about it.

### III. Pedoman Penilaian

- a. Untuk nomor 1, tiap jawaban benar diberi skor 5
- b. Untuk nomor 2, mengikuti rubrik penilaian berikut ini:

No.	Uraian	Skor
1.	Isi, langkah retorika dan tata bahasa benar	81 – 100
2.	Isi, langkah retorika dan tata bahasa kurang tepat	61 - 80
3.	Isi, langkah retorika dan tata bahasa tidak tepat	0 - 60

Jumlah skor maksimal 1.  $10 \times 5 = 50$   
 2. Jika skor maksimal diraih = 50  
 Jumlah = 100

Mengetahui  
Kepala Sekolah

Guru Mata Pelajaran

\_\_\_\_\_  
NIP.

\_\_\_\_\_  
NIP.

UNIVERSITAS ISLAM NEGERI  
**ALAUDDIN**  
 M A K A S S A R

## APPENDIX C

## THE RESULT OF EXPERIMENTAL GROUP'S PRE-TEST

No.	1	2	3	4	5	6	7	8	9	10	11	12	13	14	15	16	17	18	19	20	Score
1	5	5	0	5	5	5	0	0	5	5	0	5	0	5	5	5	5	0	0	5	65
2	5	0	5	5	5	5	0	5	5	5	5	5	5	0	0	5	5	0	5	0	70
3	0	5	5	0	5	5	5	5	0	0	0	5	0	5	5	0	0	5	0	0	50
4	5	0	0	5	0	0	0	0	0	5	5	5	5	5	5	0	5	0	0	5	50
5	0	5	5	0	5	5	0	5	5	5	5	0	5	0	5	0	0	5	5	5	65
6	5	0	5	5	0	5	5	5	0	5	5	5	0	5	5	0	0	5	5	5	70
7	5	0	5	0	5	0	0	5	0	0	5	0	0	5	0	5	0	5	0	0	40
8	5	5	5	5	0	5	5	5	5	5	0	0	5	0	5	5	5	5	5	0	75
9	5	5	5	5	0	5	0	5	0	5	0	0	5	0	5	0	5	0	5	0	55
10	5	5	0	5	5	0	0	5	5	5	0	5	0	5	0	5	5	5	0	5	65
11	5	5	5	0	5	0	5	0	5	5	5	5	5	5	5	5	5	0	0	0	70
12	0	5	5	0	5	5	0	0	0	0	5	0	5	0	5	0	5	5	0	5	50
13	5	5	0	5	0	0	5	5	5	5	0	5	0	5	5	5	5	5	5	5	75
14	0	0	5	5	0	5	0	0	5	5	5	5	0	0	0	5	5	5	5	5	60
15	5	5	0	0	5	5	0	5	0	5	0	5	5	5	5	5	0	0	0	0	55
16	5	5	5	5	5	5	0	5	5	5	5	5	0	0	0	0	5	0	0	0	60
17	5	0	5	5	5	5	0	5	5	5	5	5	5	0	5	5	5	0	0	0	70
18	0	5	5	5	0	5	5	5	0	5	5	5	5	5	0	5	0	5	0	5	70
19	0	0	5	5	5	5	5	0	0	5	0	5	5	5	5	5	5	5	5	5	75
20	5	5	5	5	0	0	0	0	0	5	0	0	5	5	5	5	5	5	5	5	65

## APPENDIX D

## THE RESULT OF EXPERIMENTAL GROUP'S POST-TEST

No.	1	2	3	4	5	6	7	8	9	10	11	12	13	14	15	16	17	18	19	20	Score
1	5	5	5	5	5	5	5	0	5	5	0	5	0	5	5	5	5	0	0	5	75
2	5	5	5	5	0	5	5	5	5	0	5	5	5	5	0	5	5	0	5	0	75
3	5	5	5	0	5	5	5	5	0	5	0	5	0	5	5	0	0	5	0	0	60
4	5	5	5	5	0	0	0	5	0	0	5	5	5	0	5	5	5	5	0	5	65
5	5	5	5	0	5	5	5	5	5	5	5	5	5	0	5	0	0	5	5	5	80
6	5	5	5	5	0	5	5	5	0	5	5	5	0	5	5	0	0	5	5	5	75
7	5	5	5	5	5	0	0	5	0	0	5	5	0	5	0	5	5	5	0	0	60
8	5	5	5	5	0	5	5	5	5	5	0	0	5	5	5	5	5	5	5	0	80
9	5	5	0	5	5	5	5	5	0	0	0	0	5	0	5	0	5	5	5	0	60
10	5	5	5	5	5	0	0	5	5	5	0	5	0	5	0	5	5	5	0	5	70
11	5	5	5	5	5	0	5	5	5	5	5	0	5	5	5	5	0	0	5	5	80
12	5	5	0	0	5	0	0	5	0	0	5	5	5	0	5	0	5	5	0	5	55
13	5	5	5	5	0	5	5	0	5	5	5	0	5	5	5	5	5	5	5	5	85
14	5	5	5	5	0	5	0	0	5	5	0	5	5	0	0	5	5	5	5	5	70
15	5	5	5	5	5	5	0	0	5	5	5	5	0	5	5	5	0	0	5	5	75
16	5	5	0	5	5	5	5	5	5	5	5	0	5	5	0	0	5	0	0	0	65
17	5	5	5	5	5	0	0	5	5	5	5	5	5	0	5	5	5	0	5	0	75
18	5	5	5	5	5	5	5	5	5	5	5	5	5	5	0	0	0	5	0	5	80
19	5	5	5	5	5	5	5	0	0	5	0	5	5	5	5	5	5	0	5	5	80
20	5	5	5	5	5	5	0	5	5	5	0	5	5	5	5	0	5	5	0	5	80

## APPENDIX E

## THE RESULT OF CONTROLLED GROUP'S PRE-TEST

No.	1	2	3	4	5	6	7	8	9	10	11	12	13	14	15	16	17	18	19	20	Score
1	0	0	5	5	5	5	0	0	0	5	0	5	0	5	5	0	5	0	0	5	50
2	5	5	5	0	5	5	5	0	5	5	0	5	5	0	5	5	5	0	5	0	70
3	5	5	5	0	5	5	0	5	5	5	0	5	0	0	5	5	5	5	0	0	65
4	5	5	5	5	0	5	0	0	5	0	5	5	5	5	5	0	5	5	5	0	70
5	0	5	5	0	5	5	0	5	5	5	5	0	5	0	5	0	0	5	5	5	65
6	5	5	5	5	5	0	5	5	0	5	0	5	0	0	5	5	5	5	5	5	75
7	0	5	5	5	5	0	0	5	5	5	5	5	5	5	5	0	0	0	0	5	65
8	5	5	0	0	5	5	5	5	0	5	5	5	5	0	0	0	5	5	5	0	65
9	5	5	5	5	5	5	5	0	0	0	5	5	5	5	5	5	0	0	5	0	70
10	5	5	0	5	5	0	5	5	5	5	0	5	0	5	5	5	5	0	0	0	65
11	0	0	5	0	5	5	0	0	5	0	0	5	5	5	5	5	5	0	0	0	50
12	5	5	5	0	5	5	0	5	5	0	5	0	5	0	5	0	5	5	5	5	70
13	5	5	5	5	0	5	5	5	5	5	0	0	0	5	0	5	5	5	5	5	75
14	5	5	5	5	0	0	0	0	5	0	5	5	5	5	5	5	5	5	5	5	75
15	5	5	5	5	5	0	0	0	5	5	0	5	5	0	5	5	0	0	0	5	60
16	5	5	5	5	5	5	5	5	0	0	5	5	0	0	0	0	5	5	5	0	65
17	5	0	5	0	0	5	5	0	0	5	5	0	5	5	5	5	5	0	0	0	55
18	5	5	5	5	5	0	5	5	5	0	5	0	0	5	0	5	0	0	5	5	65
19	5	0	5	5	5	0	5	0	5	5	0	5	5	5	0	5	5	5	0	5	70
20	5	5	0	5	0	0	0	5	5	5	0	0	5	0	5	5	5	5	5	0	60

## APPENDIX F

## THE RESULT OF CONTROLLED GROUP'S POST-TEST

No.	1	2	3	4	5	6	7	8	9	10	11	12	13	14	15	16	17	18	19	20	Score
1	5	5	5	5	0	5	5	0	0	5	0	5	0	5	5	0	5	0	0	5	60
2	5	5	5	5	5	5	0	5	5	0	0	5	5	0	5	5	5	0	5	5	75
3	5	5	0	0	5	5	5	5	5	5	0	5	0	5	0	5	5	5	5	0	70
4	5	5	0	5	0	5	5	0	5	0	5	0	5	5	5	0	5	5	5	5	70
5	5	5	5	0	0	5	0	5	5	5	5	5	5	0	5	0	0	5	5	0	65
6	5	0	5	5	5	0	5	5	5	5	0	5	0	5	5	5	0	5	0	5	70
7	5	5	5	0	5	5	0	5	5	5	5	0	5	5	5	0	5	5	0	0	70
8	5	5	5	5	0	0	5	5	5	5	0	5	5	0	5	0	5	5	5	5	75
9	5	5	5	5	0	5	5	5	5	0	5	5	5	0	5	5	0	5	5	5	80
10	5	5	0	5	5	0	5	0	0	5	0	5	5	5	5	5	5	0	5	0	65
11	5	5	0	5	5	5	0	0	5	0	5	5	5	0	5	5	5	0	0	5	65
12	5	5	5	5	0	5	5	5	5	5	5	0	5	0	5	0	5	5	5	5	80
13	5	5	5	5	5	5	0	0	5	5	0	5	5	5	5	0	5	5	5	5	80
14	5	5	5	5	0	0	5	5	5	5	5	0	0	0	5	5	5	5	5	5	75
15	5	5	0	0	5	5	5	5	5	5	0	5	5	5	5	5	0	0	0	5	70
16	5	5	5	5	5	5	5	5	0	0	5	5	0	0	0	0	5	5	5	0	65
17	5	5	5	0	5	0	0	5	5	5	5	0	5	0	5	5	5	5	5	5	75
18	5	5	5	5	5	5	5	5	5	5	5	0	5	5	0	5	0	5	5	0	80
19	5	5	5	5	5	0	5	5	0	5	0	5	5	5	0	5	5	0	0	0	65
20	5	5	5	5	0	5	0	5	5	0	5	5	5	0	5	5	5	5	0	0	70

## APPENDIX G

**THE GAINED SCORE OF PRE-TEST AND POST-TEST  
IN EXPERIMENTAL GROUP**

Learners	Pre-test	Post-test	Gained Score
1	65	75	10
2	70	75	5
3	50	60	10
4	50	65	15
5	65	80	15
6	70	75	5
7	40	60	20
8	75	80	5
9	55	60	5
10	65	70	5
11	70	80	10
12	50	55	5
13	75	85	10
14	60	70	10
15	55	75	20
16	60	65	5
17	70	75	5
18	70	80	10
19	75	80	5
20	65	80	15
<b>Total</b>	<b>1255</b>	<b>1445</b>	<b>190</b>
<b>Average</b>	<b>62.75</b>	<b>72.25</b>	<b>9.5</b>
<b>Max</b>	<b>75</b>	<b>85</b>	<b>20</b>
<b>Min</b>	<b>40</b>	<b>55</b>	<b>5</b>



## APPENDIX H

**THE GAINED SCORE OF PRE-TEST AND POST-TEST  
IN CONTROLLED GROUP**

Learners	Pre-test	Post-test	Gained Score
1	50	60	10
2	70	75	5
3	65	70	5
4	70	70	0
5	65	65	0
6	75	70	-5
7	65	70	5
8	65	75	10
9	70	80	10
10	65	65	0
11	50	65	15
12	70	80	10
13	75	80	5
14	75	75	0
15	60	70	10
16	65	65	0
17	55	75	20
18	65	80	15
19	70	65	-5
20	60	70	10
<b>Total</b>	<b>1305</b>	<b>1425</b>	<b>120</b>
<b>Average</b>	<b>65.25</b>	<b>71.25</b>	<b>6</b>
<b>Max</b>	<b>75</b>	<b>80</b>	<b>20</b>
<b>Min</b>	<b>50</b>	<b>60</b>	<b>-5</b>

## APPENDIX I

## ANALYSIS TABLE FOR T-TEST

Learner	Gained Score of Experimental Group (X)	Gained Score of Controlled Group (Y)	x	y	x <sup>2</sup>	y <sup>2</sup>
1	10	10	0.5	4	0.25	16
2	5	5	-4.5	-1	20.25	1
3	10	5	0.5	-1	0.25	1
4	15	0	5.5	-6	30.25	36
5	15	0	5.5	-6	30.25	36
6	5	-5	-4.5	-11	20.25	121
7	20	5	10.5	-1	110.25	1
8	5	10	-4.5	4	20.25	16
9	5	10	-4.5	4	20.25	16
10	5	0	-4.5	-6	20.25	36
11	10	15	0.5	9	0.25	81
12	5	10	-4.5	4	20.25	16
13	10	5	0.5	-1	0.25	1
14	10	0	0.5	-6	0.25	36
15	20	10	10.5	4	110.25	16
16	5	0	-4.5	-6	20.25	36
17	5	20	-4.5	14	20.25	196
18	10	15	0.5	9	0.25	81
19	5	-5	-4.5	-11	20.25	121
20	15	10	5.5	4	30.25	16
<b>Total</b>	<b><math>\Sigma X = 190</math></b>	<b><math>\Sigma Y = 120</math></b>	<b><math>\Sigma x = 0</math></b>	<b><math>\Sigma y = 0</math></b>	<b><math>\Sigma x^2 = 495</math></b>	<b><math>\Sigma y^2 = 880</math></b>

## APPENDIX J

## DISTRIBUTION OF T-TABLE

df	Pr	0.25	0.10	0.05	0.025	0.01	0.005	0.001
		0.50	0.20	0.10	0.050	0.02	0.010	0.002
1		1.00000	3.07768	6.31375	12.70620	31.82052	63.65674	318.30884
2		0.81650	1.88562	2.91999	4.30265	6.96456	9.92484	22.32712
3		0.76489	1.63774	2.35336	3.18245	4.54070	5.84091	10.21453
4		0.74070	1.53321	2.13185	2.77645	3.74695	4.60409	7.17318
5		0.72669	1.47588	2.01505	2.57058	3.36493	4.03214	5.89343
6		0.71756	1.43976	1.94318	2.44691	3.14267	3.70743	5.20763
7		0.71114	1.41492	1.89458	2.36462	2.99795	3.49948	4.78529
8		0.70639	1.39682	1.85955	2.30600	2.89646	3.35539	4.50079
9		0.70272	1.38303	1.83311	2.26216	2.82144	3.24984	4.29681
10		0.69981	1.37218	1.81246	2.22814	2.76377	3.16927	4.14370
11		0.69745	1.36343	1.79588	2.20099	2.71808	3.10581	4.02470
12		0.69548	1.35622	1.78229	2.17881	2.68100	3.05454	3.92963
13		0.69383	1.35017	1.77093	2.16037	2.65031	3.01228	3.85198
14		0.69242	1.34503	1.76131	2.14479	2.62449	2.97684	3.78739
15		0.69120	1.34061	1.75305	2.13145	2.60248	2.94671	3.73283
16		0.69013	1.33676	1.74588	2.11991	2.58349	2.92078	3.68615
17		0.68920	1.33338	1.73961	2.10982	2.56693	2.89823	3.64577
18		0.68836	1.33039	1.73406	2.10092	2.55238	2.87844	3.61048
19		0.68762	1.32773	1.72913	2.09302	2.53948	2.86093	3.57940
20		0.68695	1.32534	1.72472	2.08596	2.52798	2.84534	3.55181
21		0.68635	1.32319	1.72074	2.07961	2.51765	2.83136	3.52715
22		0.68581	1.32124	1.71714	2.07387	2.50832	2.81876	3.50499
23		0.68531	1.31946	1.71387	2.06866	2.49987	2.80734	3.48496
24		0.68485	1.31784	1.71088	2.06390	2.49216	2.79694	3.46678
25		0.68443	1.31635	1.70814	2.05954	2.48511	2.78744	3.45019
26		0.68404	1.31497	1.70562	2.05553	2.47863	2.77871	3.43500
27		0.68368	1.31370	1.70329	2.05183	2.47266	2.77068	3.42103
28		0.68335	1.31253	1.70113	2.04841	2.46714	2.76326	3.40816
29		0.68304	1.31143	1.69913	2.04523	2.46202	2.75639	3.39624
30		0.68276	1.31042	1.69726	2.04227	2.45726	2.75000	3.38518
31		0.68249	1.30946	1.69552	2.03951	2.45282	2.74404	3.37490
32		0.68223	1.30857	1.69389	2.03693	2.44868	2.73848	3.36531
33		0.68200	1.30774	1.69236	2.03452	2.44479	2.73328	3.35634
34		0.68177	1.30695	1.69092	2.03224	2.44115	2.72839	3.34793
35		0.68156	1.30621	1.68957	2.03011	2.43772	2.72381	3.34005
36		0.68137	1.30551	1.68830	2.02809	2.43449	2.71948	3.33262
37		0.68118	1.30485	1.68709	2.02619	2.43145	2.71541	3.32563
38		0.68100	1.30423	1.68595	2.02439	2.42857	2.71156	3.31903
39		0.68083	1.30364	1.68488	2.02269	2.42584	2.70791	3.31279
40		0.68067	1.30308	1.68385	2.02108	2.42326	2.70446	3.30688

## APPENDIX K

## THE PICTURES OF INTERACTIVE MULTIMEDIA





**ENGLISH** I Want to Read a Fable

A B C

**B. Tongue Twist**  
Click the word to listen the twist

kind - find	way - sway
crown - brown	threw - blew
wish - fish	poor - pour
marry - very	beach - leech
rid - lid	land - sand

**ENGLISH** I Want to Read a Fable

A B C

**C. Drag and Drop**

One afternoon a big wolf \_\_\_\_\_ in a dark forest for a little girl to come along \_\_\_\_\_ a basket of food to her grandmother. Finally a little girl did come along and she was carrying a \_\_\_\_\_ of food. "Are you carrying that basket to your grandmother?" asked the wolf. The little girl said yes she was. So the wolf \_\_\_\_\_ her where her grandmother \_\_\_\_\_ and the little girl told him and he \_\_\_\_\_ into the wood.

When the little girl \_\_\_\_\_ the door of her grandmother's house she saw that there was somebody in bed with a \_\_\_\_\_ and nightgown on. She had approached no nearer than twenty-five feet from the bed when she \_\_\_\_\_ that it was not her grandmother but the wolf, for even in a nightcap a wolf does not look any more like your grandmother than the Metro-Goldwyn lion looks like Carvin Coolidge. So the girl grabbed her basket automatically and \_\_\_\_\_ the wolf dead.

**ENGLISH** I Want to Read a Fable

A B C

**A. Listen and Answer**  
Listen the text and choose True or False.

**The Little Girl and the Wolf**

- The story is entitled 'Little Red Riding Hood'.  T  F
- There are three figures in the story.  T  F
- The text above belongs to narrative form.  T  F
- The story is about a little girl and a kind-hearted wolf.  T  F
- The problem is solved when the wolf shot the girl dead.  T  F
- The story has a happy ending.  T  F

**ENGLISH** I Want to Read a Fable

A B C

**B. Identify the text**  
Identify part of the paragraph below

One day a monkey wanted to catch a hen. He saw a crocodile in the river, so he called the crocodile to take him across the river. The crocodile told the monkey to jump on its back. Then the crocodile swam across the river. Now the crocodile was very hungry, so when it was in the middle of the river, it grabbed one duck by its neck. "Thank my father-in-law, you must get the hen of the monkey. This he will be coming again."

The monkey thought for a while. Then he said the crocodile to swim back to the river bank.

"What for?" asked the crocodile.

"Thank you I didn't bring my hen with me," said the monkey. "I left it under the tree near some coconuts."

So, the crocodile turned around and swam back to the bank of the river. As soon as they reached the river bank, the monkey jumped off the crocodile's back and dived up to the top of a tree.

"Where is your hen?" asked the crocodile.

"You are so foolish," the monkey said to the crocodile. "How I can be a dog if you have nothing."

The monkey told the crocodile not to go to see him again. The crocodile swam away hungry.

**Resolution**  
**Orientation**  
**Complication**

**ENGLISH** I Want to Read a Fable

A B C

**C. Change type words**  
Change the bold typed words into the correct past tense form. Type your answer in the blank.

**Kite's Tale**

The sun **shine** brightly and the kite was flying this way and that way **ste** to her string. Suddenly the string snapped. The kite was free. She soared high in the air until she could see far, far away. The kite **follow** some parrots who took her to see the rainforests. The air was cool and the kite **get** wet.

The kite followed some crocodiles who **take** her to see the swamps. The air was misty and the kite **catch** a fish. The kite **follow** some wallabies who look her to see the deserts. The air was hot and the kite **get** tired. So the kite followed the sun who **take** some parrots who took her to see the rainforests. The air was cool and the kite **get** wet.

**ENGLISH** I Want to Read a Fable

A

**A. Listen and Complete**  
Listen the text and complete the story with the words in the box.

Two ducks who \_\_\_\_\_ in a big lake had a friend who was a turtle. One year there was a very little rain and the lake \_\_\_\_\_ to dry up. One of the ducks said to the other, "Soon, there'll be no water in this lake. Let's go and look for lake."

"Yes", answered the second duck. "But first let's say good bye to our friend, the turtle."

When they told the turtle they were going to \_\_\_\_\_, he said, "I'll die here without any water and without any friends. Take me with you."

"The ducks answered, "We can't. We are going to fly, and you have no \_\_\_\_\_."

"The turtle thought for a minute and then said, "please wait here." Then he \_\_\_\_\_ away and found a strong, straight stick. He \_\_\_\_\_ it back to his friends, put the middle of it in his mouth and said, "Now if each of you takes me one end of the stick in his mouth, you can fill me up and carry me with you."

**boyan**  
**leave**  
**live**  
**went**  
**brought**  
**wings**

**ENGLISH** I Want to Read a Fable Rencana Pembelajaran Harian (RPH)

**A**

**Building Knowledge of the Field**  
**Modeling of Text**  
**Joint Construction of the Text**  
**Independent Construction of Text**  
**Self Assessment**

**A. Re-arrange the text**  
 Arrange these jumbled paragraphs into a good story.

Then the man got so angry and shouted to the bird over and over; "Say Catania or I'll kill you". The bird kept not to say the word of Catania.

Once upon time, a man had a wonderful parrot. There was no other parrot like it. The parrot could say every word, except one word.

The parrot would not say the name of the place where it was born. The name of the place was Catania.

The man felt excited having the smartest parrot but he could not understand why the parrot would not say Catania.

"Why can't you say the word? Say Catania! Or I will kill you!" the man said angrily. Although he tried hard to teach, the parrot would not say it.

The man tried to teach the bird to say Catania, however, the bird kept not saying the word.

At the first, the man was very nice to the bird but then he got very angry. "You stupid bird!" pointed the man to the parrot.

Score: 0

**ENGLISH** I Want to Read a Fable Rencana Pembelajaran Harian (RPH)

**A**

**Building Knowledge of the Field**  
**Modeling of Text**  
**Joint Construction of the Text**  
**Independent Construction of Text**  
**Self Assessment**

Listen the text carefully and choose the correct answer by choosing a, b, c, d or e.

 **The Dog and the Wolf** Score: 0

1. The audio above is categorized as a ..... text.

a. descriptive  
 b. recount  
 c. report  
 d. narrative  
 e. exposition

**ENGLISH** I Want to Read a Fable Rencana Pembelajaran Harian (RPH)

**A**

**Building Knowledge of the Field**  
**Modeling of Text**  
**Joint Construction of the Text**  
**Independent Construction of Text**  
**Self Assessment**

Listen the text carefully and choose the correct answer by choosing a, b, c, d or e.

 **The Dog and the Wolf** Score: 0

2. What is the purpose of the text?

a. to persuade people to take care of dogs  
 b. to tell the readers about the working dogs  
 c. to entertain readers by telling about the wolf and house dog story  
 d. to retell the writer's experience of taking care the wild dogs  
 e. to describe the wolf and the house dog's life

**ENGLISH** I Want to Read a Fable Rencana Pembelajaran Harian (RPH)

**A**

**Building Knowledge of the Field**  
**Modeling of Text**  
**Joint Construction of the Text**  
**Independent Construction of Text**  
**Self Assessment**

Listen the text carefully and choose the correct answer by choosing a, b, c, d or e.

 **The Dog and the Wolf** Score: 0

3. A gaunt wolf was almost dead with hunger . . .  
 The word gaunt has the similar meaning to . . . .

a. slim  
 b. fat  
 c. very thin  
 d. sick  
 e. starved

UNIVERSITAS ISLAM NEGERI

**ENGLISH** I Want to Read a Fable Rencana Pembelajaran Harian (RPH)

**A**

**Building Knowledge of the Field**  
**Modeling of Text**  
**Joint Construction of the Text**  
**Independent Construction of Text**  
**Self Assessment**

Listen the text carefully and choose the correct answer by choosing a, b, c, d or e.

 **The Dog and the Wolf** Score: 0

4. Why did the house dog live steadily?

a. Because the master of the house dog fed it regularly.  
 b. Because the master of the house gave it free collars.  
 c. Because the house dog lived freely with its master.  
 d. Because the house dog can share its work with the wolf.  
 e. Because the house dog and the wolf can live together peacefully.

**ENGLISH** I Want to Read a Fable Rencana Pembelajaran Harian (RPH)

**A**

**Building Knowledge of the Field**  
**Modeling of Text**  
**Joint Construction of the Text**  
**Independent Construction of Text**  
**Self Assessment**

Listen the text carefully and choose the correct answer by choosing a, b, c, d or e.

 **The Dog and the Wolf** Score: 0

5. What is the function of the house dog's collar?

a. to save the house dog from the danger  
 b. to keep it chained up at night  
 c. as accessories to ornament the house dog  
 d. to protect it from the wolf  
 e. to monitor the movement of the house dog

**ENGLISH** I Want to Read a Fable Master Complete Listening Task

**A**

Listen the text carefully and choose the correct answer by choosing a, b, c, d or e.

**The Dog and the Wolf**



Score: 0

6. Where did the master of the dog's house put on the collar?

- on the neck
- on the leg
- on the head
- on the body
- on the feet

Building Knowledge of the Field  
Modeling of Text  
Joint Construction of the Text  
Independent Construction of Text  
Self Assessment

**ENGLISH** I Want to Read a Fable Master Complete Listening Task

**A**

Listen the text carefully and choose the correct answer by choosing a, b, c, d or e.

**The Dog and the Wolf**



Score: 0

7. What should the wolf do while living with the house dog?

- sleep in the house
- protect the house dog
- feed the house dog
- serve the house dog
- do the shared work

Building Knowledge of the Field  
Modeling of Text  
Joint Construction of the Text  
Independent Construction of Text  
Self Assessment

**ENGLISH** I Want to Read a Fable Master Complete Listening Task

**A**

Listen the text carefully and choose the correct answer by choosing a, b, c, d or e.

**The Dog and the Wolf**



Score: 0

8. How was the problem resolved?

- The house dog and the wolf lived happily together.
- The master of the house dog took care of the wolf.
- The wolf rejected the house dog's challenge.
- The house dog lived freely with the wolf.
- The Master dog fed the wolf regularly.

Building Knowledge of the Field  
Modeling of Text  
Joint Construction of the Text  
Independent Construction of Text  
Self Assessment

**ENGLISH** I Want to Read a Fable Master Complete Listening Task

**A**

Listen the text carefully and choose the correct answer by choosing a, b, c, d or e.

**The Dog and the Wolf**



Score: 0

9. "Then good-bye to you, Master Dog."  
Master dog in that statement refers to ....

- the wolf
- the man who took care of the wolf
- the man who took care of the house dog
- the house dog
- the wolf and the house dog

Building Knowledge of the Field  
Modeling of Text  
Joint Construction of the Text  
Independent Construction of Text  
Self Assessment

**ENGLISH** I Want to Read a Fable Master Complete Listening Task

**A**

Listen the text carefully and choose the correct answer by choosing a, b, c, d or e.

**The Dog and the Wolf**



Score: 0

10. The lesson of the story above is .....

- A fruitless life is useless life.
- Actions speaks louder than words.
- A friend in need is a friend indeed.
- A better dog never sees the wolf.
- Better starve free than be a fat slave.

Building Knowledge of the Field  
Modeling of Text  
Joint Construction of the Text  
Independent Construction of Text  
Self Assessment



APPENDIX L

DOCUMENTATION



UNIVERSITAS ISLAM NEGERI  
**ALAUDDIN**  
M A K A S S A R

## CURRICULUM VITAE

The researcher, Sitti Fatimah, was born on 22<sup>nd</sup> September 1993 in Lompoe, the district of Soppeng, South Sulawesi. She has only one elder brother. She is a daughter of Slamet and Sunarti.

She started her education in SDN 160 Attang Salo and graduated in 2004. The next, in the same year the researcher continued her study in MTs Yasrib Batu-batu and graduated in 2007 and then she continued her study in MAN Marioriawa and graduated in 2011. In the same year, she continued her study in UIN Alauddin Makassar majoring English Education. In this university she got many experiences until graduated. Thank you so much for all who has helped the researcher during collage.

