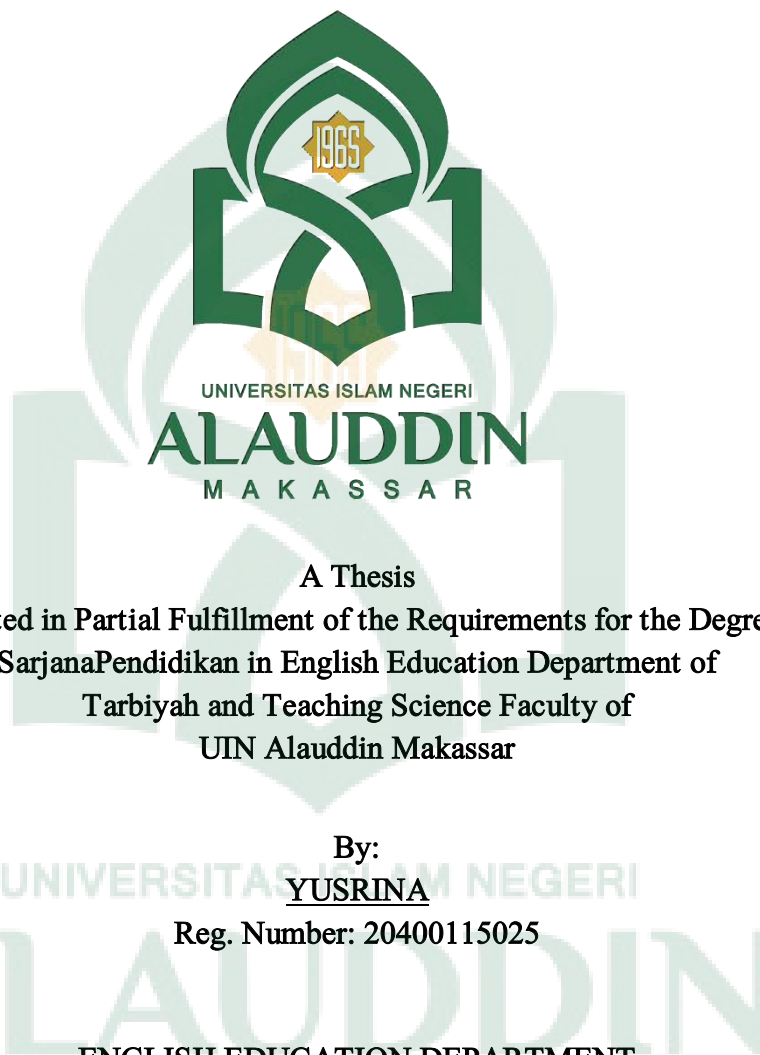


**THE EFFECT OF USING WH-QUESTIONS IN IMPROVING  
STUDENTS' WRITING SKILL AT THE SECOND GRADE OF  
SMPN 7 ANGGERAJA**



**A Thesis**

**Submitted in Partial Fulfillment of the Requirements for the Degree of  
Sarjana Pendidikan in English Education Department of  
Tarbiyah and Teaching Science Faculty of  
UIN Alauddin Makassar**

**By:**

**YUSRINA**

**Reg. Number: 20400115025**

**ENGLISH EDUCATION DEPARTMENT  
TARBIYAH AND TEACHING SCIENCE FACULTY  
ALAUDDIN STATE ISLAMIC UNIVERSITY  
MAKASSAR**

**2020**

## PERNYATAAN KEASLIAN SKRIPSI

Mahasiswa yang bertanda tangan di bawah ini:

Nama : Yusrina  
NIM : 20400115025  
Tempat/Tgl.Lahir : Tangru, 01 Oktober 1996  
Jur/ Prodi/ Konsentrasi: Pendidikan Bahasa Inggris  
Fakultas/ Program : Tarbiyah and Keguruan/ S1  
Alamat : Samata  
Judul : *“The Effect of WH-Questions In Improving Students’ Writing Skill at the Second Grade of SMPN 7 Anggeraja”*

Menyatakan dengan sesungguhnya dan penuh kesadaran bahwa skripsi ini adalah hasil karya sendiri. Jika dikemudian hari terbukti bahwa ia merupakan duplikat, tiruan, plagiat, atau buatan orang lain, sebagian atau seluruhnya, maka skripsi yang di peroleh karenanya batal demi hukum.

UNIVERSITAS ISLAM NEGERI

Makassar,

2020

Penyusun,



Yusrina

NIM. 20400115025

## PERSETUJUAN PEMBIMBING

Pembimbing penulisan skripsi saudara **Yusrina** NIM. 20400115025, mahasiswa Jurusan Pendidikan Bahasa Inggris pada Fakultas Tarbiyah dan Keguruan UIN Alauddin Makassar, setelah dengan seksama meneliti dan mengoreksi skripsi yang bersangkutan dengan judul *“The Effect of WH-Questions In Improving Students’ Writing Skill at the Second Grade of SMPN 7 Anggeraja”*, memandang bahwa skripsi tersebut telah memenuhi syarat-syarat ilmiah dan dapat disetujui untuk diajukan ke sidang munaqasyah.

Demikian persetujuan ini diberikan untuk dipergunakan dan diproses selanjutnya.

Gowa, 28 Januari 2020

Pembimbing I



**Dr. H. Wahyuddin, M.Hum.**  
NIP.19671231 199303 1 030

Pembimbing II



**Nur Alivah Nur, M.Pd.**  
NIP.19840904 201903 2 010

UNIVERSITAS ISLAM NEGERI  
**ALAUDDIN**  
M A K A S S A R



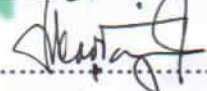



## PENGESAHAN SKRIPSI

Skripsi berjudul *"The Effect of Using WH-Questions Toward the Students' Writing Skill at the Second Grade of SMPN 7 Anggeraja"* yang disusun oleh **Yusrina**, NIM **20400115025**, mahasiswa Jurusan Pendidikan Bahasa Inggris Fakultas Tarbiyah dan Keguruan UIN Alauddin Makassar, telah diuji dan dipertahankan dalam sidang munaqasyah yang diselenggarakan pada hari **Rabu**, tanggal **12 Februari 2020 M.** bertepatan dengan tanggal **18 Jumadil Akhirah 1441 H**, dinyatakan telah dapat diterima sebagai salah satu syarat untuk memperoleh gelar Sarjana dalam Ilmu Pendidikan, Jurusan Pendidikan Bahasa Inggris dengan beberapa perbaikan.

Gowa, 12 Februari 2020 M.  
18 Jumadil Akhirah 1441 H.

### DEWAN PENGUJI:

Nomor SK Munaqasyah: 353 Tahun 2020

Ketua Sidang	: Dra. Hj. St. Azisah, M.Ed. St., Ph.D.	(.....  )
Sekretaris Sidang	: Dr. Sitti Nurpahmi, S.Pd., M.Pd.	(.....  )
Penguji I	: Dr. Hj. Mardiana, M.Hum.	(.....  )
Penguji II	: Dra. St. Nurjannah Yunus Tekeng, M.Ed., M.A.	(.....  )
Pembimbing I	: Dr. H. Wahyuddin, M.Hum.	(.....  )
Pembimbing II	: Nur Aliyah Nur, M.Pd.	(.....  )

Diketahui oleh:

Dekan Fakultas Tarbiyah dan Keguruan  
UIN Alauddin Makassar, &



Dr. H. A. Marjuni, S.Ag., M.Pd.I.  
NIP. 19781011 200501 1 006

## ACKNOWLEDGEMENTS

*Alhamdulillah Rabbil 'Alamin*, The Researcher praises her highest gratitude to the God Allah *Subhanahu wa Ta'ala* who has been giving her the mercy and the blessing for completing the thesis. Salam and Shalawat are due to the Prophet Muhammad *Sallallahu 'Alaihi wa Sallan*, his families and followers until the end of the world.

The researcher addresses her deep thanks to the people who pray, guide and help her along this time, she realizes these people have a lot contribution during her research and the writing of this thesis. They are:

1. The researcher's beloved parents **Kaco** and **Jumriani** with their pray, love, affection, motivation, and advice. Thus, the researcher can complete this thesis.
2. **Prof.H. Hamdan Juhani. M.A., Ph.D.** the Rector of Alauddin State Islamic University of Makassar.
3. **Dr. H. A. Marjuni, S.Ag.,M.Pd.I.** the Dean of Tarbiyah and Teacher Training Faculty of UIN Alauddin Makassar.
4. **Dra. Hj. St. Azisah M.Ed.St., Ph.D.** the Head of English Education Department and **Dr. Sitti Nurpahmi, M.Pd.** the secretary of English Education Department of Tarbiyah and Teacher Training Faculty of UIN Alauddin Makassar as well as all the staff.
5. **Dr. H. Wahyuddin, M.Hum.**, as the first consultant and **Nur Aliyah Nur, M.Pd.**, as the second consultant. Thanks for giving her valuable time and patience, advice, support her during the assistance, and guided her in completing of thesis.
6. **Dr. Hj. Mardiana, M.Hum.**, as the first examiner and **Dra. St Nurjannah Yunus Tekeng, M.Ed., M.A.**, as the second examiner. Thanks for giving suggestion and advice for her in completing the thesis.
7. **Pammusureng, S.Pd**, the headmaster of SMPN 7 Anggeraja and **Siati, S.Pd**, English teacher of SMPN 7 Anggeraja who have given the researcher opportunity and support in conducting this research.
8. Her Brothers **Suhardi** and his wife, **Sukri**, her beloved sisters **Ratnawati** and her husband, **Rasni** and her husband, **Hijrah Pratiwy K, Nur Ilma, Nur Aida**, and **Aqila Nur Suci**, her beloved Nephwes **Nuril Fitriyah, Muh. Zaky Mubarak, Fajrah Ananda Nadifa, Alifa Naima and Arsyifa Meisya**, thanks for being her facilitator and mood booster.
9. All of herbest friends **Megawati, Rezkianti, Nurpatima, Nur Annisa Hidayat, Masira Nur, Elasari and Riska Handayani** and who have given the researcher a great support to finish this research.



10. The Students of **SMPN 7 Anggeraja**, specially for class **VIII** who have sacrificed their time and activities for being the subject of this research.
11. All of her friends in **English Education Department (2015)** especially in **group 1 and 2**. whom cannot be mentioned one by one, but overall thank you for the friendship, laugh, togetherness and support her.
12. Finally, for everyone, who connected with the complement of the thesis may Allah *Subhanahu wa Ta'ala* bless us. *Amin Yaa Rabbal Alamin*



UNIVERSITAS ISLAM NEGERI  
**ALAUDDIN**  
M A K A S S A R

## TABLE OF CONTENTS

<b>TITLE PAGE</b> .....	i
<b>PERNYATAAN KEASLIAN SKRIPSI</b> .....	ii
<b>PESETUJUAN PEMBIMBING</b> .....	iii
<b>ACKNOWLEDGMENT</b> .....	iv
<b>TABLE OF CONTENTS</b> .....	vi
<b>LIST OF TABLES</b> .....	viii
<b>LIST OF APPENDICES</b> .....	ix
<b>ABSTRACT</b> .....	x
<b>CHAPTER I INTRODUCTION</b> .....	1
A. Background .....	1
B. Research Problem .....	4
C. Research Objective .....	4
D. Research Significances .....	4
E. Research Scope .....	5
F. Operational Definition of Terms .....	6
<b>CHAPTER II LITERATURE REVIEW</b> .....	7
A. Review of Related Research Findings.....	7
B. Some Pertinent Ideas .....	8
1. Writing .....	8
2. Recount Text.....	16
3. WH-Questions .....	18
C. Theoretical Framework.....	21
D. Research Hypothesis.....	22
<b>CHAPTER III RESEARCH METHOD</b> .....	23
A. Research Design.....	24
B. Time and Place of Research .....	24
C. Population and Sampel .....	24
D. Research Variables.....	25
E. Research Instrument .....	25
F. Data Collection Procedures .....	26
G. Data Analysis Technique.....	27
<b>CHAPTER IV FINDING AND DISCUSSION</b> .....	34
A. Findings.....	34
B. Discussion .....	38
<b>CHAPTER V CONCLUSION AND SUGGESTION</b> .....	41
A. Conclusion .....	41
B. Suggestion.....	41

<b>BIBLIOGRAPHY</b> .....	43
<b>APPENDIXES</b> .....	45
<b>CURRICULUM VITAE</b> .....	84





## LIST OF TABLE

Table 3.1	Writing Scoring Rubric.....	28
Table 3.2	Classification of Students' Score.....	30
Table 4.1	Classification of Students Pre-test Both of Experimental and Controlled Class.....	34
Table 4.2	Classification of Students Post-test Both of Experimental and Controlled Class.....	35
Table 4.3	Mean Score and Standard Deviation of Pre-test and Post test.....	36
Table 4.4	Distribution the Value of T-test and T-table in The Pre-test.....	37
Table 4.5	Distribution the Value of T-test and T-table in The Pre-test.....	37



## LIST OF APPENDIXES

Appendix I	Lesson Plan .....	45
Appendix II	Research Instrument Pretest and posttest.....	71
Appendix III	The Row Score of the Students' VIII Pre-Test and Post-Test in Controlled Class .....	75
Appendix IV	The Row Score of the Students' VIII Pre-Test and Post-Test in Experimental Class .....	76
Appendix V	The Mean Score of Controlled Class and Experimental Class .....	77
Appendix VI	Standard Deviation of Controlled Class and Experimental Class .....	78
Appendix VII	The Significant Difference .....	81
Appendix VIII	Documentation .....	83

## ABSTRACT

**Name** : Yusrina  
**Reg. No** : 20400115025  
**Department** : English Education Department  
**Faculty** : Tarbiyah and Teacher Training Faculty  
**Title** : *The Effect of Using WH-Questions Toward the Students' Writing Skill at the Second Grade of SMPN 7 Anggeraja*  
**Consultant I** : Dr. H. Wahyuddin, M.Hum.  
**Consultant II** : Nur Aliyah Nur, M.Pd.

---

The research aims at finding out the effect of using WH-Questions in improving students' writing skill with the research objectives: to know whether WH-Questions has significant difference toward the students' writing skill at the second grade of SMPN 7 Anggeraja. This research was conducted at the class VIII. In this research, the population were 26 students. The sample of this research was 26 students which was using total sampling technique. The controlled class was 13 students, while the experimental class was 13 students. Quasi experimental design was applied in this research with two group pre-test and post-test design. The instrument used to collect data was writing test.

The findings of the research showed that the experimental class had score on pre-test with the mean score 40.92. After giving treatment, the students' writing skill had score with the mean score 59.92. The result of the data analysis indicated that there was an effect of the students' writing skill after being taught using WH-Questions technique. It was proved by the result of the statistical analysis of the level significance  $P = 0.05$  with the degree of freedom ( $df = 24$ ) indicated that the t-test values of the students' writing skill (3.45) was higher than the t-table (2.06).

The conclusions of this research that there was a significant difference of using WH-Questions toward the students' writing skill at the second grade students of SMPN 7 Anggeraja, because WH-Questions help and stimulate the students in developing their ideas by answering the series of question word into a good paragraph. Therefore, it is recommended to the teachers who intend to teach writing recount text by using WH-Questions as a technique toward the students' writing skill.

# CHAPTER I

## INTRODUCTION

### A. Background

English is one of the language that is used by most countries in the world. Many countries learn and use English as their foreign language and one of the countries using English as a foreign language is Indonesia, as Alawi (2011) stated that English has become the first foreign language which is taught from elementary level up to university in Indonesia. Therefore, English becomes a very important thing for people when they go to other countries. They will be easy to communicate and be adaptable with anyone. English language is not only as one of international language but also becomes the most widely studied foreign language today. As a Richards and Rodgers (1986) stated that English was widely studied foreign language and dominant language of education. In addition, English is important because many books of science and technology, art, and other published issues are written in English. Therefore, English is very important to learn.

There are four skills to be mastered in learning English language. They are listening, speaking, reading and writing. One of the four language skills which is very important to learn is writing because through writing, people can share about their feelings, ideas, experiences and all of their thoughts. Through writing, people can share information by writing article and also get information by reading article.

Writing is a form of communication that allows students to put their ideas, arguments or feelings on paper. Writing means that an activity of using the language to express the writer's ideas in the written form. Broughton et al (2003) stated that writing is the ability to express one's idea in written form is a second or foreign language. Writing also the most difficult skill to be learnt, because it needs hard thinking in producing word, sentences and paragraph at the same time. In daily learning activity, many students believe that writing is the hardest skill to be mastered. As Richard and Renandya (2002) stated that writing is the most difficult skill for second language learners to master. They got difficulties to make a written form because of some factors.

There are some factors that influence the students to improve their writing. Those factors are could be lack of vocabulary, less knowledge about grammar, or they cannot imagine something that could be used in their writing. Students usually just write what is on their mind without planning what to write first, then their ideas are not organized properly. Moreover, when students asked to write, they usually feel hard to write something because they learn English as a foreign language thus they find the difficulties.

Based on the research observation conducted at the second grade of SMPN 7 Anggeraja, problem faced in writing is the same with problems that described previously. One of the difficulties in writing process of students is they do not know how to start writing. However, the difficulties faced by the students be able to resolve, so that the writing skills of the students can be increased. To resolve the problem, teachers must be able to organize teaching and learning

activities. Teachers should be able to stimulate thought and creativity of students in expressing their feeling or ideas in writing. Besides, in teaching and learning process of writing, the teacher have an important role so the students can improve their writing skill well. Jhon (2009) stated that teacher's role is to help students to improve strategies for getting started (finding topics, generating ideas and information, focusing and planning, structure and procedure), for drafting, for revising (adding, deleting, modifying, and rearranging ideas) and for editing (attending to vocabulary, sentence, structure, grammar, and mechanics).

Considering the situation above, in teaching and learning process of writing, the teacher has to apply the technique because it can be effective way to motivate and help the students easy to learn about writing. One of the way that could be used in teaching and learning to help the students to develop their ideas in writing skill is WH-Questions. WH-Questions is the kind of question asking about information by using question words like what, when, where, who, and how. Lassa (2014) stated that WH-Questions is one of the way which can be used to help the students for stimulating their ideas. Similarly, Lestari (2014) stated that the WH-Questions can help the students with a literal understanding of a text. It means that WH-Question make the answer from the students that help them to make a paragraph because they combine the answer and develop them become a good paragraph. Therefore, WH-Questions is very important used in teaching writing.

Therefore, in order to prove whether the use of WH-Questions is able to effectively improve the student's writing skill, the researcher is interested to



conduct a research about using WH-Questions toward the students's writing skill at second grade of SMPN 7 Anggeraja.

### **B. Research Problem**

Based on the background, the main purpose of this study is to find out the effect of WH-Questions toward the student's writing skill. The researcher formulates the research problem as follow "Is there any significant difference between experimental class and controlled class of using WH-Questions toward the students' writing skill at the second grade of SMPN 7 Anggeraja?"

### **C. Research Objective**

Based on the research problem above, the objective of this research isto know whether WH-Questions has significant difference between experimental class and controlled class of using WH-Questions in toward the students' writing skill at second grade of SMPN 7 Anggeraja or not.

### **D. Research Significances**

The findings of this study are expected to give contribution for the teachers, students and other researchers.

#### 1. For the teachers

Teachers must be able to choose suitable technique to develop the student's writing skill. Teacher should know the technique that make students interesting in teaching and learning writing. In this research, it is expected that the teachers are able to use the WH-Questions as technique toward the students' writing skill, give more knowledge about the good way to teach the students how to put their ideas in written form.

## 2. For the students

WH-Questions as a technique in teaching and learning process of writing is expected that it can help the students easy to express their arguments, feeling, or ideas in written form. The result of this research expected the students more interesting in teaching and learning and motivated to write. WH-Question facilitates the students to make their paragraph become a good paragraph by answering the questions and develop it because the answer will not lose the students' ideas in writing.

## 3. For other researchers

Other researcher who are interesting in developing the strategy of teaching, the result of this research expected be useful to provide scientific reference for further in contributing the effective strategy in teaching writing and the important thing of this research expected give benefits.

## **E. Research Scope**

This research focuses only on conducting the effect of WH-Questions toward the students' writing skill. There are some types of writing skill but the research focuses on writing recount text on the student's experience. The researcher only focuses about the student's experiences because it is suitable with the technique that used. It also makes the students easy to remember their experiences and easy to develop their paragraph. This research used WH-Question as a technique in teaching recount text. The researcher only use "what, who, when, where, why and how" in using WH-Questions technique. The researcher did not use all the kinds of WH-Questions because not all of them are used in recount

text. In assessment writing, the researcher used writing assessment criteria such as content, organization, vocabulary, language use, and mechanic of writing.

## **F. Operational Definition of Terms**

This research uses some terms that needed to be defined for the purpose of the research, are:

### 1. WH-Questions

WH-Questions is one of the techniques used in teaching writing to help students to develop their ideas in writing. The kind of WH-Questions that the researcher used such as what, who, when, where, why, and how. In this research, WH-Questions as a technique that make the students easy to develop their paragraph because it can help the students to get information from answer the questions and then develop their paragraph.

### 2. Writing Skill

Writing skill is the ability of the students to express their ideas in written form. The kind of writing skill that the researcher explained of this research is about recount text. The writing test that was used in this research cover the ability students to develop their ideas in writing their experiences. This research used assessment criteria such as content, organization, vocabulary, language use, and mechanic of writing.

## CHAPTER II

### REVIEW OF RELATED LITERATURE

#### A. Review of Related Research Findings

WH-Questions is not a new idea in the language teaching and learning process. There are some reviews of related research findings from the previous researchers:

First, Imanisa (2017) conducted a research about *Improving Students' Ability in Writing Descriptive Text through Guided Questions Technique at the Second Grade of SMP Negeri 23 Bandar Lampung*. Based on the research, the result of the data analysis showed that there was a statistically significant difference of the students' ability in writing descriptive text.

Second, Mutiara (2014) conducted a research about *Teaching Descriptive Text Writing Through Guided WH-Questions: A Pre-experimental Study at the Eight Grade Students of SMP Negeri 7 Pontianak in Academic Year 2013/2014*. The finding of the research showed that the use of guided WH-Questions in teaching descriptive text writing was effective. From that effective result, the researcher suggest that guided WH-Questions technique can be used in teaching English especially in writing skill.

Third, Fadillah (2017) conducted a research about *Improving Students' Reading Narrative Comprehension Text through WH-Questions Technique at the Second Year of SMKN 3 Bandar Lampung*. The result of this research showed that there is an improvement of students' reading comprehension after being taught by using WH-Questions technique.

These previous research findings were used as the referencess for the researcher in conducting this research and also as the comparison between those

relevant research with the research conducted by the researcher. The findings of some researchers that explained previously focus on conducting WH-Questions toward the students' ability in writing and reading text. In this research, the researcher focus in using WH-Questions toward the students' writing skill especially recount text at the second grade of SMPN 7 Anggeraja.

## **B. Some Pertinent Ideas**

### **1. Writing**

#### **a. Definition of Writing**

Writing is the one of the media of communication to express our ideas, share information or knowledge. Sharples (1999) stated that writing is an opportunity that allow students to express something about themselves, explore and explain ideas. Through writing, people will be able to convey their feelings, ideas, arguments, or announcements to others. We can obtain some information from other people that they inform in their written form. It means that we communicate not only through speak with other but can also through writing.

Writing is process of communication which is use graphic symbols to generate our ideas. As Byrne (1994) stated that when we write, we use graphic symbols; that is letter or combination of letters which relate to the sounds we make when we speak. It means that in writing, we arrange or combine letters that build the meaning when they are used.

Based on the theories from some experts above, it can be concluded that writing is the the medium of communication which is used to convey our ideas, our feelings, or to share some information and knowledge.

#### **b. Components of Writing**

Heaton (1988) stated that good writing have component or main area of writing, namely: language use which is the ability to write correct and appropriate

sentences; mechanical skills which is the ability to use correctly those conventions peculiar to the written language; treatment of content which is the ability to think creatively and and develop thoughts, excluding all irrelevant information, and use language effectively; stylistic skill which is the ability to manipulate sentences and paragraphs and use language effectively; judgement skill the ability to write in an appropriate manner for a particular purpose with a particular audience in mind, together with an ability to select, organize and order relevant information.

Jacob et al in Rahmah (2010) stated that there are five components of writing process that writer have to know in successfull in their writing. They are:

1. Content. The content of writing should be clear to the readers so that they can understand the message conveyed and gain information from it. In order to have a good content of writing, content should be well unified and completed. Content also refers to the substance of writing, the main idea. It is identified by seeing the topic sentence. The topic sentence should express main idea and reflect the entire paragraph.
2. Organization. Organization refers to the logical organization of the content (coherence). It is related to the ideas that stick together so that the ideas run smoothly within the paragraph. A coherence paragraph is one in which the ideas are part in the right order and it does not make reader confuse.
3. Vocabulary. One of the requirement of a good writing always depends on the effective use of words. Vocabulary also refers to the selection of words those are suitable with the content. It can be identified by seeing the words choice or dition in order to convey ideas to the reader.



4. Language use refers to the use of correct grammatical form and syntactic pattern. There are many points of grammar such as verbs, nouns, and agreement. Language use is identified from the construction of well-formed sentence.
5. Mechanic refers to the use of graphic conventional of the language. It is identified by seeing the usage of spelling, punctuation and capitalization within the paragraph. This aspect is very important because it leads the reader to understand or recognize immediately what the writer means to express definitively. The use of favorable mechanics in writing will make readers easy to understand the conveying ideas or the messages stated in writing.
  - a) Spelling. There are three important rules followed in using spelling appropriately. They are suffixes addition, plural formation, and handling error within the words.
  - b) Punctuation. It can be used as a unit of meaning and suggest on how units of it relate to each other.
  - c) Capitalization. The use of capitalization in writing can clarify the ideas. If the sentences are not capitalized correctly, ambiguous meaning and misunderstanding will appear. Besides, through correct capitalization of sentences, it also help the reader to differentiate one sentence to others.

### c. Teaching Writing

Teaching writing is the activity that carried out by teacher to teach the students how to convey their ideas or their imagination in written form. As Finnonchiaro in Imanisa (2017) stated that teaching writing is teaching the students how to express their idea or imagination in written words. To make students can create their writing is better, the teacher should notice of some elements of writing which is including grammar, sentence organization, vocabulary and mechanic to help the student generating their ideas in process of teaching writing.

Nunan (1992) stated that delivers an idea that teaching writing is the process of delivering ideas and thoughts into sentences and paragraphs. Teaching writing help students to how to express their ideas in written form. Yuwono in Imanisa (2017) stated that in order to be successful in writing, the English teacher should guide the students when they compose their writing.

According to assumption from some experts above, it can be concluded that in teaching writing, the teacher should guide the students how to express their ideas in order the students can create the good writing.

### d. Step in Writing Process

Blanchard and Christine Root (1994) state that there are three steps in writing process, they are :

#### 1. Prewriting

Prewriting is the thinking, talking, reading and writing we do about our topic before we write a first draft. Prewriting is a way of warming up our brain before we write, just as we warm up our body before we exercise. Writer takes time to think about their topic and to generate their ideas. They also spend some time focusing and planning the piece of writing.

There are several ways to warm before start writing:

a) Brainstorming.

Brainstorming is a quick way to generate a lot of ideas on a subject. The purpose is to make a list of as many ideas as possible without worrying about how you will use them.

The steps of brainstorming are:

- 1) Begin with a broad topic
- 2) Write down as many ideas about the topic as you can in five minutes.
- 3) Add more items to your list by answering the questions what, how, when, where, why, and how.
- 4) Group similar items on the list together.
- 5) Cross out items that do not belong.

b) Clustering

Clustering is another technique of prewriting. It is a visual way of showing how your ideas are connected using circles and lines. When you cluster, you draw a diagram of your ideas. Continue to map or cluster until you cannot think of any more ideas, when you have finished, study your map to find new association about your topic and to see the relationship of ideas.

2. Drafting

Drafting is the actual writing of your paragraph or essay. After we have spent some time thinking about our topic and doing the necessary prewriting, we are ready for the next step in writing process; drafting. Students create their initial composition by writing down all their ideas in an organized way to convey a particular idea or present an argument.

### 3. Revising

It almost impossible to write a perfect paragraph on first try. The first try is called the first draft. After you complete the first draft, you must look for ways to improve it. This step is called revising. When the students revise, they review their text on the basis of the feedback given in the previous stage. They reexamine what was written to see how effectively they have communicated their meanings to the reader.

Langan (2010) stated that revising is as much a stage in the writing process as prewriting, outlining, and doing the first draft. Revising means that you rewrite a paragraph or paper, building upon what has already been done in order to make it stronger.

#### e. Types of Writing

Hamdzah (2015) stated that there are some types of writing, they are:

##### 1. Procedure

Mark Anderson in Hamdzah (2015) said, a procedure is a piece of text that tells the reader or listener how to do something. The purpose of procedure text is to tell how to make or do something to the reader. The generic structure of this text are goals, materials and steps. There are two feature of procedure. They are:

##### a) Constructing a procedure

A procedure text usually has three sections. There is an introductory statement or title that gives the aim or goal of the procedure, followed by a list of materials that will be needed to complete the procedure. The final section is a sequence of steps, in order they need to be completed, to achieve this goal. Some procedures have other stages such as explaining, why each step is necessary.

b) Grammatical feature of a procedure

Procedure text usually include the following grammatical features:

1. Sentences that begin with verbs and are started as commands.
2. Time words or numbers that show the order for carrying out the procedure.
3. Adverb to describe how the action should be performed.
4. Precise terms and technical language.

2. Descriptive

Descriptive presents the appearance of things that occupy space, whether they are object, people, buildings, or cities. The purpose of descriptive is to convey to the reader about something looks like. It attempts to gain a picture with words. Artono et al (2008) stated that the social function of descriptive is to describe a particular person, place, or thing. Clouse (2006) said that description adds an important dimension to our lives because it moves our emotion and expands our experience. Descriptions expands our experience by taking us to places we might not otherwise know much about, which is explain popularity of descriptive travel essay in magazine or newspaper. The purpose of descriptive text is to express about something looks like to the reader.

3. Narrative

A narrative is most generally described as a story told by the narrator. Alawi (2011) stated that the narrative text is type of written text that tells a story of one character or more who face certain situation. Narrative deals with problematic events which lead to a crisis or turning point of some kind, which in turn finds a resolution. The narrative text story is telling of a story or an account of sequence of events. Narration differs from exposition, which can also relate a

sequence of events, in that narration need not to be factual and may be written from the perspective of a character in the text.

Clouse (2006) stated that another name for a story is narration, and stories can entertain, instruct, clarify, and persuade which is they can show us how the world works, how people behave, and how events unfold. In short, stories help us understand and cope with the world. The purpose of narrative text is to amuse or to entertain the reader and also give a moral value to the reader

a. The generic structure of the text are:

1) Orientation

In this paragraph the narrator tells to the audiences who are in the story, when it is happening, who are in the story, when it is happening, where it is happening, and what is going on.

2) Complication

This part of the story where the narrator tells about something that will begin a chain of events. These events will affect one more of the characters. The complication is the trigger.

3) Sequence of events

The narrator tells how the character react to the complication. It includes their feelings and what they do. The even can be told in chronological order or with flashback. The audience is given the narrator's point of view.

4) Resolution

In this part of the narrative where the complication is sorted out or the problem is solved.



5) Coda

The narrator includes a coda if there is to be a moral message to be learned from the story.

b. The are language feature of narrative:

- 1) Noun
- 2) Adjective formed noun phrase; long black hairs, two green apples, etc.
- 3) Time connectives; then, before, after, soon, etc.
- 4) Adverb and adverbial phrase; here, there, in the mountain, in the garden, etc.
- 5) Action verb in past tense; stayed, went, walked, dined, wrote, played, etc.
- 6) Saying verb and thinking verb; said, told, felt, etc.

4. Recount

According to Mark Anderson in Hamdzah (2015), recount is a piece of text that retells past events, usually in the order which they happened. The aim of a recount text is to tell the reader a description of what occurred or when it occurred. Some example of recount text types are: newspaper, reports, conversation, speeches, television interviews, etc.

## 2. Recount Text

a. Definition of Recount Text

Recount text is one of kinds of writing which is tell to the reader about the event of someone's experience. Recount text explain about the event that occurred in the past. The elements of recount text are orientation, events, and reorientation.

b. Kinds of recount text

Hamdzah (2015) stated that the kinds of recount text there are:

1. Personal recount

Personal recount usually retell an event that the writer was personally involved in.

2. Factual recount

Factual recount usually tell about recording an accident such police report.

3. Imaginative recount

Imaginative recount explain about writing an imaginary role and giving details of events. Example: a day in the life of pirate.

c. Generic structure of recount text:

Mark Anderson in Hamdzah (2015) stated that to construct a written recount text, there are generic structure:

1. Orientation. A first paragraph that gives background information about who, what, and where. Orientation explain about setting of story and introduce the participant in the story.
2. Events. A series paragraph that retell what are going in the story.
3. Re-orientation. A concluding paragraph. It tells about the conclusions of the story and also about the opinion of someone.

d. Language feature of recount text

The language feature usually found in recount text are:

1. Proper noun and pronouns to identify those involved in the text.
  2. Action verb.
  3. Descriptive word to give details about who, what, when, where, and how.
  4. The use of past tense to retell the events.
  5. Conjunction and time connectives.
  6. Adverb and adverbial phrase.
  7. Words that show the order the events.
- e. Example of recount text

#### My Holiday in Bandung

Last holiday, I went to Bandung with my friend. We spent our holiday there. We went to Bandung by bus. The bus schedule from Tangerang was at 07.00 a.m and arrived in Bandung at 11.00 a.m.

In the first day, we went to Bandung zoo. The ticket price was only Rp. 30.000. The animals collection there were very complete. In the next day, we went to geological museum and talked with the guide about the geology. It made us understood about geology. After that, I went to Bandung bus station because we had to go home to Tangerang.

My holiday in Bandung was only two days but it made me happy.

### 3. WH-Questions

#### a. Definition of WH-Questions

Lassa (2014) stated that WH-Questions technique is one of the technique in teaching writing material which is used to help students of all ability to write

what they want to write. WH-Questions play a central role in English discourse for requesting content information relating to the person, things, events, time, place, reason, and manner. Park in Hamdzah (2015) stated that WH-Questions are question beginning with where, what, when, who, and why. WH-Questions is a word used to inquire information.

Brown (2003) stated that WH-Questions is a series of questions that essentially serve as an outline of the emergent written text. In writing text, WH-Questions can be used as a technique to generate ideas to writing a text and expected to be able to improve their student's ability in improving paragraph writing.

#### b. Teaching Writing Using WH-Questions

In teaching writing by using WH-Questions, teacher give some list questions that related the theme. For example, writing personal experience stories (holiday). The example of some list of questions that given by teachers:

1. Who is on holiday?
2. When the holiday is carried?
3. Where the holiday is held?
4. Why hold a holiday?
5. What happens when the holiday?
6. How do you feel when the holiday?

After the students answer the questions above, the teacher give a piece of paper and then the students start to write the personal experience stories about holiday on a piece of paper. After all of the students finished writing their story, the teacher asks the students to collect it then the teacher provide assessment using scoring rubric.

On the other hand, Maggie and Chan in Lassa (2014) stated that the procedures in teaching writing recount that will applied by the researcher as follow:

1. The researcher tells the students about the topic that is going to be studied. Here, the researcher explains to the students to study about writing recount paragraph by using WH-Questions.
2. The researcher explains to the students what the recount paragraph is; explain the language features and the paragraph organization of recount paragraph.
3. The researcher gives an example of recount paragraph and students identify the generic structure of the paragraph.
4. The researcher explains WH-Question as guide in writing recount paragraph.
5. The researcher applies and explain WH-Questions how to answer and develop them into a good paragraph.
6. The researcher asks the students to answer the WH-Questions as a guide for them to write and write a good paragraph recount.

### C. Theoretical Framework

Writing recount text is a kind of writing which is telling to reader about the event of someone's experience. In teaching and learning activity about writing recount text, there are some difficulties faced by students. Those are; could be lack of vocabulary, their ideas are not organized properly, do not know how to start to write, difficult to develop their ideas in writing or they are not interesting with the technique used by teachers. Imanisa (2017) stated that in learning about writing, the students faced many difficulties such as could be lack of vocabulary because they do not know the right word that used in writing and also difficult to develop their ideas to make a good paragraph. Teachers have an important role in teaching and learning writing in order students can improve their writing skill well. Jhon (2009) stated that teacher's role help students to improve strategy in improving writing skill. Teachers need a certain technique to resolve the difficult that faced by the students such as make the students be able to develop their ideas especially in teaching recount text. One of the techniques in teaching writing especially recount text is WH-Questions.

WH-Questions is the kind of question asking about information by using question words like what, when, where, who and how. Brown (2003) stated that WH-Questions is a series of questions that essentially serve an outline of the emergent written text. WH-Questions make the answer from the students can help them to make a paragraph because the students combine the answer of a series of question become a good paragraph.

WH-Questions technique is suitable for writing recount text because it can help the students to arrange their ideas systematically in producing a good paragraph. It can be said that WH-Questions is a technique which expected can help the students in developing their ideas to make a recount text. Related to the



explanations, researcher believe that WH-Question has significant difference toward the students' writing skill especially recount text.

#### **D. Research Hypothesis**

Based on the explanations of theoretical framework, the researcher formulated hypothesis as follow:

H<sub>1</sub>: There is asignificant difference of WH-Questions toward the student's writing skill.

H<sub>0</sub>: There is no significant difference of WH-Questions toward the student's writing skill.



## CHAPTER III

### RESEARCH METHODOLOGY

#### A. Research Design

Research design plays an important role in a research because the quality of research greatly depended on the design. This research was formulated as quasi-experimental design which apply non equivalent control group design which intend to find the effect of WH-Questions toward the student's writing skill.

Experimental research as a research method that is used to find the influence of certain treatment. An experiment involves the comparison of the effects of a particular treatment that of a different treatment or of no treatment. Nunan (1992) stated that experimental research is carried out in order to explore the strenght of relationships between variabel that give a treatment. This research was intended to investigate the effect of WH-Questions as technique in teaching writing skill at the second grade students of SMPN 7 Anggeraja. The research design used by the researcher was quasi-experimental design in the form of one group, pretest-posttest design. There are two types of test that given in this research; pretest given before the treatment and posttest given after the treatment.

The design as follow:

Experimental clas:

Control class:

$O_1$	$X$	$O_2$
$O_3$		$O_4$

Where:

$O_1$  = pre-test for experimental group

$O_2$  = post-test for experimental group

- $O_3$  = pre-test for controlled group  
 $O_4$  = post-test for controlled group  
 $X$  = treatment

(Sugiyono, 2017:116)

## **B. Time and Place of Research**

This research was held in Mei 2018 to January 2020. In collecting the data, this research was started from October to November 2019. The researcher started this research with come into the class of sample and give the pretest to the students. This research was conducted at SMPN 7 Anggeraja which is located in Jl. Poros Balla-Bolong, Malua District, Enrekang Regency, and South Sulawesi.

## **C. Population and Sample**

### 1. Population

Muijs (2004) stated that population is the group you want to generalize your findings. In this research, the researcher chosen the second grade students of SMPN 7 Anggeraja, because they had lack in improving the paragraph of writing. The population of this research was the second grade of students of SMPN 7 Anggeraja in academic year 2018-2019. The number of population was 26 students.

### 2. Sample

Sample is a part of total and characteristic of the population. In this research, the researcher used total sampling due to the research quasi experimental design because the researcher taken all population become a sample. Sugiyono (2017) stated that total sampling is sampling technique where all of the population become a sample. The sample of this research was students of class A where consists of 26 students. The researcher divided the sample into two groups; experimental group

consists of 13 students and controlled group consists of 13 students because the students' competence was homogeneous.

#### **D. Research Variables**

Hamdzah (2015) stated that variable is everything to which the researcher expects to find the answer and that become point of research. In this research, there are two variables of the research; dependent and independent variables.

##### **1. Independent Variable (X)**

Coolidge in Bachtiar (2013) stated that Independent variable is variable which influences dependent variable. In this research, the independent variable was the use of WH-Questions.

##### **2. Dependent Variable (Y)**

Coolidge in Bachtiar (2013) stated that Dependent variable is variable that will be affected by independent variable. In this research, the dependent variable was the student's writing skill.

#### **E. Research Instrument**

In a research, in order to get the valid data which have high quality, therefore the instrument that used must meet requirements as good instrument. Nunan (1992) stated that some commonly used research instruments include: test, interview, observation, questionnaire, documentation and measurement scale. Instrument is one of the significant steps in conducting this research. The instrument in this research was a test. The main instrument of this study was writing test. The researcher used it for both pretest and posttest. In this research, the instrument that used is a writing test which the teacher given an exercise about writing recount text and the students were

asked to write their experience that happen in the past. The students were asked to develop their ideas so that the researcher can see their ability in writing.

## **F. Data Collection Procedures**

A method of collecting data was used in this research stated that writing test is a set of exercise or other instrument. In collecting the data, the researcher adopted three steps as follows:

### **1. Pretest**

The pretest was given to students before conducting the treatment to measure the initial ability of the students in writing recount text. The researcher given the test to students in experimental and controlled class at Monday 7<sup>th</sup> October 2019.

### **2. Treatment**

After conducting the pretest, the treatment was given to the students in the experimental class and controlled class. In experimental class was given treatment by using WH-Questions technique. While in controlled class was given treatment by using existing technique. The researcher taught for 8 meetings; pretest was given to students for 1 meeting, treatment was given for 6 meetings and posttest was given for 1 meeting. The first treatment was conducted at Wednesday, 9<sup>th</sup> October 2019.

Steps that applied in treatment by using WH-Questions technique are as follows:

- a. Opening. In this part, teaching learning process begin by greetings. The researcher opened the class by reciting salam and basmalah, then the researcher checked the attendance list of students and begin the lesson by giving apperception.

b. Main teaching. The teacher introduces the material about recount text, giving explanations about the structure of recount text, give examples about recount text, and then give some list of questions that related the theme (personal experience story/holiday). Example of questions are: Who is on holiday?, when the holiday is caried?, where the holiday is held?, why hold a holiday?, what happens when the holiday?, how do you feel when the holiday?. After that, the teacher asks to the students to write their experiences.

c. Closing. The teacher asked the students to conclude the lesson.

Steps that applied in the controlled class by using existing technique as are follows:

a. Opening. In this part, teaching learning process begin by greetings.

b. Main teaching. The teacher introduces the material about recount text, giving explanations about the structure of recount text, give examples about recount text. After that, the teacher asks to the students to write their experiences.

c. Closing. The teacher asks to the students to conclude the lesson.

### 3. Posttest

The last steps was the research given posttest to students. The test was given after the researcher conducting the treatment. The posttest was given at 7<sup>th</sup> November 2019.

### G. Data Analysis Technique

After collecting the data, the next step of the research was analyzing the data. The data was analyzed quantitatively. In analyzing the data, the researcher used t-test formula. The formula of t-test is expressed as follows:

1. Scoring the students answer in both pretest and posttest by using writing scoring rubric:

Table 3.1 Writing Scoring Rubric

Aspects of Writing	Score	Criteria
Content	30-27	Excellent to very good: Knowledgeable and relevant to assigned topic.
	26-22	Good to Average: Some knowledge of subject, mostly relevant to topic but lacks detail.
	21-17	Fair to Poor: Limited knowledge of subject, inadequate development of topic.
	16-13	Very Poor: Does not show knowledge of subject, non substantive.
Organization	20-18	Excellent to very good: Fluent expression, ideas clearly stated or supported.
	17-14	Good to Average: loosely organized but main ideas stand out, limited support.
	13-10	Fair to Poor: Non-fluent, ideas confused or disconnected.
	9-7	Very Poor: Does not communicate.
Vocabulary	20-18	Excellent to very good: effective word or idiom choice and usage.
	17-14	Good to Average: occasional errors of word or idiom form, usage but meaning not obscured
	13-10	Fair to Poor: Limited range, frequent error of word or idiom form, usage but meaning

		not obscured
	9-7	Very Poor: little knowledge of English vocabulary, idioms.
Language use	25-22	Excellent to very good: Effective complex contribution, few errors of agreement, tense,
	21-18	Good to Average: Effective but simple construction in grammar.
	17-11	Fair to Poor: Major problem in simple or complex constructions in grammar.
	10-5	Very Poor: Virtually no mastery of sentence construction in grammar.
Mechanics	5	Excellent to very good: few errors of spelling, punctuation, capitalization, paragraphing
	4	Good to Average: Occasional errors of spelling, punctuation, capitalization, paragraphing but meaning not obscured
	3	Fair to Poor: Frequent errors of spelling, punctuation, capitalization, paragraphing; poor handwriting; meaning confused or obscured
	2	Very Poor: dominated by errors of spelling, punctuation, capitalization, paragraphing
Total Score		

(Jacob et al in Imanisa: 2017)

The score of writing based on five component could be compared in the percentage as follows:



Content	30%
Organization	20%
Vocabulary	20%
Language use	25%
Mechanics	5%
<hr/>	
Total =	100%

The aim of formula is to know the score of students who have done pretest and posttest.

2. The formula was used in calculating percentage in students' score is:

$$P = \frac{F}{N} \times 100\%$$

Where:

P = Rate percentage

F = Frequency of the correct answer

N = The total number of students

(Sudijono, 2015: 43)

The formula aims to obtain the relative frequency ( number percentage).

3. Classifying the students' score

Classifying the students' score into the following measurement:

Table. 3.2 Classification of students' score

No.	Classification	Score
1.	Excellent	96-100
2.	Very Good	86-95

3.	Good	76-85
4.	Fair Good	66-75
5.	Fair	56-65
6.	Poor	36-55
7.	Very Poor	0-35

(Depdiknas in Mutakabbir, 2014: 28)

4. Finding out the mean score of the students' answers in both experiment and control class by using the formula:

$$M_x = \frac{\sum x}{N}$$

Where:

$M_x$ : Mean score

$\sum x$ : Sum of scores in the group

$N$  : Total number of subjects

(Sudijono, 2015: 82)

The aim of formula was to find out the mean score of the students' answers in both experiment and control class.

5. The formula was used in calculating the standard deviation is:

$$SD = \sqrt{\frac{SS}{N}}, \text{ where } SS = \sum X^2 - \frac{(\sum X)^2}{N_1}$$

Where:

SD= standard deviation

SS= the sum of square

N= total number of the subjects

$\sum x^2$  = the sum of all square; each score is squared and all the squares are added up

$(\sum x)^2$  = the square of the sum; all the scores are added up and the sum is square, total.

(Sudijono, 2015: 157)

6. The formula used to compare the results of posttest between experimental and controlled class is:

$$t = \frac{M1 - M2}{\sqrt{\left(\frac{\sum X1 + \sum X2}{N1 + N2 - 2}\right) \left(\frac{N1 + N2}{N1 \cdot N2}\right)}}$$

Where:

t = test of significance

M1 = mean score of experimental group

M2 = mean score of controlled group

$\sum X1$  = sum square of experimental group

$\sum X2$  = sum square of controlled group

N1 = number of students of experimental group

N2 = number of students of controlled group

(Sudijono 2015: 314)


The formula aimed to see the effectiveness whether there is a significant difference of the results of the pretest and posttest in experimental and controlled class.

7. The result of the t test was compared with t table to see if there was a significant difference between the experimental class and control class to find out, whether the experiment was effective or not.

T table  $<$  t test= Effective

T table  $>$  t test= Not effective

(Sudijono, 2015: 285)



**CHAPTER IV**  
**FINDINGS AND DISCUSSION**

**A. Findings**

**1. The Classification of Students' Pretest and Posttest Score in  
Experimental and Controlled Class**

The researcher conducted pretest to both of experimental and controlled class before giving the treatment. The result of the pretest was acquired to know the students' in improving writing skill especially recount text. The students' score of pretest was calculated and was classified based on the table 3.2. The students' score of the pretest both of experimental and controlled class can be seen in the following table:

**Table 4.1**  
**Classification of Students Pre-test Both of Experimental and Controlled Class**

NO	Classification	Score	Experimental Group	Control Group
			F	F
1.	Excellent	96-100	0	0
2.	Very Good	86-95	0	0
3.	Good	76-85	0	0
4.	Fair Good	66-75	0	0
5.	Fair	56-65	0	0
6.	Poor	36-55	13	11
7.	Very Poor	0-35	0	2
<b>TOTAL</b>			<b>13</b>	<b>13</b>

Table 4.1 is the students' pre-test score of both classes (experimental and controlled class). It shows that, the frequency of pre-test in the experimental class was under the fair classification, they are only in poor classification. In comparing both of classes, it can be seen that the highest frequency both of experimental class and controlled class are in poor classification where experimental class 13 students while in controlled class 12 students.

After teaching recount text to the experimental class used WH-Questions, while in the controlled class was taught by using existing technique (discussion) that their teacher used to do, both of the classes was given post-test to find out whether there is a difference after giving the treatment or not. The score of the students' post-test in both of classes can be seen in the table 4.2:

**Table 4.2**  
**Classification of Students Post-test Both of Experimental and Control Class**

NO	Classification	Score	Experimental Group	Control Group
			F	F
1.	Excellent	96-100	0	0
2.	Very Good	86-95	0	0
3.	Good	76-85	0	0
4.	Fair Good	66-75	3	1
5.	Fair	56-65	7	3
6.	Poor	36-55	3	9
7.	Very Poor	0-35	0	0
<b>TOTAL</b>			<b>13</b>	<b>13</b>

Table 4.2 shows that there was a change in the distribution of scores in both classes compared to the distribution of scores in the pre-test. The grades of the students both in the experimental and controlled class have spread on the

classification of very poor to fair good. At this post-test score, the frequency of fair good classification in the experimental class (3) was higher than the controlled class (1).

At the lowest classification, which is poor, the frequency of the experimental class (3) was lower than the controlled class (9). In addition, in this classification, there is a change in the level of frequency of pre-test and post-test in the experimental class wherein the pre-test, the poor classification is the highest frequency (see table 4.1). However, in the post-test, the poor is the lowest frequency. It shows that there is a change in scores after applying the WH-Questions to the experimental class.

## 2. The Mean Score and Standard Deviation of Students' in Experimental and Controlled Class

After calculating the result of students' pre-test and post-test of experimental and controlled group by formula, the mean score and standard deviation can be presented in the table below:

**Table 4.3 Mean Score and Standard Deviation of Pre-test and Post-test**

Group	Mean Score		Range	Standard Deviation	
	Pre-Test	Post-Test		Pre-Test	Post-Test
Experimental	40.92	59.92	- 19	2.65	6.47
Control	39.53	49.30	- 9.77	4.14	9.18

Table 4.3, shows that there was an increase in the value of the students' writing skill especially recount text seen in the mean score on the experimental class with disputes in the value of 19 between the post-test and pre-test, while the mean score in the controlled class only has a difference of 9.77.

The significances of the students' score between the experimental and the controlled class in pre-test and post-test could be known by using t-test. The result of t-test can be seen in table as follows:

**Table 4.4 Distribution the Value of T-test and T-table in The Pre-test**

<i>Variable</i>	<i>T-test Value</i>	<i>T-table Value</i>
<i>Pre-test</i>	<i>1.03</i>	<i>2.06</i>

The table shows that the result of t-test score of pre-test in both of classes, it could be said that when the result of the t-test was smaller than the t-table, it indicated that there was no significance among the students result of their prior ability toward writing skill and it was appropriate to continue the research. The table above showed that there was no significance between students' score in the pre-test because the data analysis above showed that the t-test was smaller than the t-table ( $1.03 < 2.06$ ), therefore the research could be continued.

After conducting the research, the post-test was given to the students. Then, the T-test was determined in order to measure students' improvement in writing skill, to find out whether the result of two classes scores were significant or not. The t-test and t-table analysis of the post-test were shown in the following table.

**Table 4.5 Distribution the Value of T-test and T-table in The Post-test**

<i>Variable</i>	<i>T-test Value</i>	<i>T-table Value</i>
<i>Post-test</i>	<i>3.45</i>	<i>2.06</i>

After finding the T-test value, the T-test was compared with the T-table to see the significant difference between the experimental class and the controlled class, whether the experimental class has significant difference or not.



The table above shows that, t-test value was higher than t-table. The result of the t-test shows that there was a significant difference between the t-test and the t-table ( $3.45 > 2.06$ ). The researcher concluded that the t-test value was higher than t-table. The result of the t-test statistical analysis shows that there was a significant difference between the experimental class and controlled class. The statement was proved by the t-test value (3.45) which higher than t-table value (2.06), at the level of significant 0.05 and the degree of freedom  $(N_1 + N_2) - 2 = (13 + 13) - 2 = 24$

## **B. Discussion**

The result of this study shows that the students' scores in the experimental class were higher than the controlled class after the application of WH-Questions in the experimental class. The alternative hypothesis of this research would be accepted if the t-test is higher than the t-table. If the t-test is smaller than the t-table, the alternative hypothesis is rejected. The result of the data analysis was the t-test was higher than the t-table value (see table 4.5). Based on the result, the  $H_1$  was accepted. In other words, there is a significant difference after applying WH-Questions as a technique.

The result of this study indicates that the use of WH-Questions in teaching writing especially recount text is very important because of two factors. The first is the use of WH-Questions can facilitate the students in order they will not be confused when they asked to write, as Faiz (2011) stated that WH-Questions can facilitate the teaching of writing to the students so they will not be confused what they are going to write because they are guided to write by answering the

questions related to the topic. The second is WH-Questions can organize properly the idea of students in develop their paragraph become coherent, because the questions given lead them to think about the ideas chronologically, as Imanisa (2017) stated that the use of WH-Questions make the students' writing more coherent by using the questions. It can be said that WH-Questions can be stimulate the students to generate their ideas in writing recount text.

Anthony in Richards (1986) identified that WH-Questions is a good way to turn a broad subject into a limited and more managable topic for a short essay. In this research, the students' problem such as cannot imagine something that could be use in writing, the researcher found that the use of WH-Questions was able to help the students to develop their ideas because the use of question can stimulate the memory of the students about the topics that discussed. Therefore, WH-Questions given contribution to develop the ideas of the students by answer the series of question word become a good paragraph. Similarly, Brown (2003) stated that using guided questions help to guide the learners developing their ideas. According to the researcher, the use of WH-Question is very useful in writing activites because it made the students become active learner and the students have to practice more by given some questions to answer, as Mutiara (2014) stated that by giving some questions, it can appear the students' idea to make a good paragraph of writing.

To sum up, based on the result of this study, which showed that the students' scores in experimental class were higher after the treatment using WH-Questions. The use of WH-Questions was surely beneficial toward the students'

writing recount text. In summary, the researcher asserted that using WH-Questions was important to apply in teaching writing skill especially recount text.



## **CHAPTER V**

### **CONCLUSION AND SUGGESTION**

#### **A. Conclusions**

Based on the result of data analysis, research finding, and discussion in the previous chapter, the researcher concluded that:

Teaching writing skill especially recount text by using WH-Questions at the second grade students of SMPN 7 Anggeraja had significant difference. The data shows that students' competence in the experimental class is higher than in the controlled class. The t-test for both classes in post-test is 3.45 compared to the t-table with 2.06 for  $\alpha$  0.05 with degree of freedom (df) = 24 since the score of t-test is higher than the score of t-table, alternative hypothesis ( $H_1$ ) was accepted and null hypothesis ( $H_0$ ) was rejected.

#### **B. Suggestions**

The finding of the research score show that there is significance difference on the students' score before and after being taught recount text by using WH-Questions. Referring the conclusion above, the researcher would like to propose some suggestion. They are as follows:

##### **1. Suggestion for teachers**

It is suggested that the English teacher, especially in junior high school to use WH-Questions as a technique in teaching English especially recount text. The teacher also should be creative in developing teaching materials and presents it in enjoyable and interesting way.

##### **2. Suggestion for the next researchers**

This research is not perfect yet, the researcher suggest to the next researcher that this thesis is hoped to be one reference in teaching writing skill and can be a source of information for the future researchers who want to conduct a

further researcher related to use WH-Questions in improvement of other language component or skill.



## BIBLIOGRAPHY

- Alawi, F. F. (2011). *Improving Students' Ability in Writing Descriptive Text Using Clustering Technique*.
- Artono Wardiman et al. *English in Focus: for Grade VII Junior High School (SMP/MTs)*, ( Jakarta: Pusat Perbukuan, DEPDIKNAS, 2008).
- Awaliah, D. (2014). *The Effectiveness of Picture Series Towards Students' Writing Skill in Narrative Text*.
- Bachtiar, F. A. (2013). *The Use of Video to Improve Students' Writing of Procedural Text*.
- Blanchaard, Karen and Christine Root. (1994). *Ready to Write; A First Composition Text*. Addison-Wesky Publishing Company.
- Broughton et al . (2003). *Teaching English as a Foreign Language* . Second Edition. United State of Amerika: Tailor and Francis e-Library.
- Brown Douglas. H. 2000. *Teaching by principles. An interactive Approach to language Pedagogy*. Second Edition. San Fransisko State University.
- Byrne, Donn. (1994). *Just Write: Visual Material Project Work*. Macmillan Education.
- Clouse, Barbara Fine. (2006). *The Student Writer: Editor and Critic*. Seventh Edition. McGraw.
- Faradhibah, R. N., & Nur, N. A. (n.d.). *Analyzing students' difficulties in maintaining their coherence and cohesion in writing process*, 179–189.
- Hamdzah, P. N. R. (2015). *The Effectiveness of WH-Questions towards Generating Ideas in Writing Recount Text at the Eight Grade Students of SMP Hasan Munahir Karangas IN Academic Year 2014/2105*.
- Heaton, J. B. 1988. *Longman Hand Books for Language Teachers*. New York: Longman Group (FE) Ltd.
- Imanisa, S. T. (2017). *Improving Students' Ability in Writing Descriptive Text Through Guided Questions Technique at the Second Grade of SMP Negeri 22 Bandar Lampung*.
- Khwaileh, F. M. (2011). *The Effect of Wh-Questions on the Quantity and Quality of Low-Level Achieving Students ' Paragraph Writing At the University Level*.

- Langan, Jhon. (2010). *Exploring Writing Sentences and Paragraphs* . Second Edition. David S. Pattern.
- Lassa, M. S. (2014). *Teaching Recount Paragraph Writing by Using WH-Questions to the Eight Grade Students of SMP Negeri 2 Suhaid*.
- Lestari, D. (2014). *WH-Questions in Teaching Narrative Reading Comprehension to Junior High School Students*.
- Muijs, Daniel. (2004). *Doing Quantitative Research in Education with SPSS*. New Delhi. London: Sage Publication.
- Nunan, David. (1992). *Research Method in Language Learning*. Cambridge: Cambridge University Press.
- Mutakabbir, Amran. (2014) *The Effectiveness of Using Narrating Picture to Improve the Speaking Ability of the second Year Students at SMPN 1 Sinjai Selatan*. Thesis UIN Alauddin Makassar.
- Mutiara, R. (2014). *Teaching Descriptive Text Writing Through Guided WH-Questions: A Pre-experimental Study at the Eight Grade Students of SMP Negeri 7 Pontianak in Academic Year 2013/2014*.
- Rahim et al. (2017). *International Journal of Development Research*.
- Richards, Jack C. and Theodore S. Rodgers. (1986). *Approaches and Methods in Language Teaching*. New York: Cambridge University Press.
- Richards, Jack C. and Willy A. Renandya. (2002). *Methodology in Language Teaching: An Anthology of current practice*, New York: Cambridge University Press.
- Sharples, Mike. (1999). *How We Write; Writing as Creative Design*. London.
- Sudijono, A. (2015). *Pengantar Statistika Pendidikan*. Jakarta: PT Raja Grafindo Persada.
- Sugiyono. (2017). *Metode penelitian pendidikan*. Bandung: Alfabeta.
- Supriyadi, D., Sutarsyah, C., & Putri, Y. I. *Improving Students' Reading Comprehension Through WH-Questions Technique*.
- Yusof, S. M., & Tahir, N. (2017). *The Effectiveness Of Using Wh-Questions In Improving The The Effectiveness Of Using Wh-Questions In Improving The Writing Skill Of Upper Primary, (October)*.

**APPENDIX I**  
**LESSON PLAN**  
**(Pretest)**

**A. Identity**

School : SMPN 7 Anggeraja  
Subject : English  
Theme : Personal Recount Text  
Group : Experimental and Controlled class  
Meeting : 1  
Duration : 2 x 45 Minutes

**B. Instructional Object:**

The students will be able to write a personal recount text.

**C. Teaching Procedures:**

1. Opening (15 minutes)
  - a. The teacher asks the students to take a piece of paper.
  - b. The teacher asks the students to write their name.
  - c. The teacher asks the students to do not look up the dictionary.
  - d. The teacher asks the students to do the assignment.
2. Main activity (70 minutes)
  - a. The students do their assignment individually based on the teacher's instructions.
  - b. Each students are asked to write down their experiences in the past.
3. Closing (5 minutes)

The teacher ask the students to learn about recount text in their home and then closing the meeting today.

**Samata, September 2019**

**Yusrina**

**20400115025**



## LESSON PLAN

### (Treatment)

#### A. Identity

School	: SMPN 7 Anggeraja
Subject	: English
Theme	: Personal Recount Text
Group	: Experimental
Meeting	: 2
Duration	: 2 x 45 Minutes

#### B. Instructional Object:

The students will be able to write a personal recount text.

#### C. Special Instructional Object:

Through this activity, the students are expected to be able to:

1. Understand the definition of recount text.
2. Understand the purpose of recount text.
3. Understand Generic Structure and language feature of recount text.
4. Understand the example of recount text.

#### D. Teaching Materials:

##### Recount Text

##### 1. Definition

Recount text is a text that telling the reader about story, action, or activity that happen in the past.

##### 2. Purpose

The purpose of recount text is to entertain or to inform the reader.

##### 3. Generic Structure

- a. Orientation
- b. Event
- c. Reorientation

4. Language Feature
  - a. Use a specific participation
  - b. Use a simple past tense
  - c. Use action verb
5. Example

#### My Holiday in Bandung

Last holiday, I went to Bandung with my friend. We spent our holiday there. We went to Bandung by bus. The bus schedule from Tangerang was at 07.00a.m and arrived in Bandung at 11.00 a.m.

Orientation

In the first day, we went to Bandung zoo. The ticket price was only Rp. 30.000. The animals collection there were very complete. In the next day, we went to geological museum and talked with the guide about the geology. It made us understood about geology. After that, I went to Bandung bus station because we had to go home to Tangerang.

Event

My holiday in Bandung was only two days but it made me happy.

Reorientation

#### **E. Methods**

1. Question and answer
2. Explanation

#### **F. Learning Resource:**

When English Ring a Bell, Contextual Teaching and Learning Bahasa Inggris.

#### **G. Teaching Procedure:**

1. Opening (15 minutes)
  - a. The teacher says greeting to the students.  
Examples: Good morning students, how are you today?
  - b. The teacher check the students' attendance list.
  - c. The teacher asks the students what they do last meeting.  
Example: who knows what did you learn last meeting? Please raise your hand and tell us!

2. Main activity (70 minutes)

- a. The teacher begin by giving the example about recount text and tell them that the example is one of the kind of recount text.
- b. The students then explain about what recount text is.
- c. The students explain about purpose, generic structure, and language features of recount text.
- d. The teacher gives an example of recount text and explain the generic structure and language feature of recount text.

3. Closing (5 minutes)

The teacher ask the students to learn more about recount text in their home and then closing the meeting today.

## LESSON PLAN

### (Treatment)

#### A. Identity

School	: SMPN 7 Anggeraja
Subject	: English
Theme	: Personal Recount Text
Group	: Experimental
Meeting	: 3
Duration	: 2 x 45 Minutes

#### B. Instructional Object:

The students will be able to write a personal recount text.

#### C. Special Instructional Object:

Through this activity, the students are expected to be able to:

1. Understand Generic Structure of recount text.
2. Understand about simple past tense.

#### D. Teaching Materials:

##### Recount Text

##### 1. Definition

Recount text is a text that telling the reader about story, action, or activity that happen in the past.

##### 2. Purpose

The purpose of recount text is to entertain or to inform the reader.

##### 3. Generic Structure

- a. Orientation
- b. Event
- c. Reorientation

##### 4. Language Feature

- a. Use a specific participation (I and we)
- b. Using temporal sequence (On Saturday. On Monday, On Sunday)
- c. Using the conjunctions (then, before, after, etc.)
- d. Use a simple past tense

### Simple Past Tense

The 'simple past tense' is used to tell actions or situations in the past.

Here are the patterns.

- Verbal Sentence

S + V2 + O (positive sentence)

S + did + not + V1 + O (negative sentence)

Did + S + V1 + O (interrogative sentence)

Example:

Donita went to Jakarta yesterday.

Iman walked alone last night.

Did you do gardening, last Sunday?

- Nominal Sentence

S + to be (was/were) + adj/adv/N (positive sentence)

S + was/ were + not + adj/adv/N (negative sentence)

Was/ were + S + adj/adv/N (interrogative sentence)

Example:

Rani was here last month.

Bani was not in Jakarta yesterday.

- e. Use action verb (went, stayed, wrote etc)

## 5. Example

### My Holiday in Bandung

two days ago, I went to the Merapi mountain. It was the first time I climbed the mountain. I did it with some of my friends. We start climbing at 8 p.m. it was so dark and we only used flashlight to get the way.

Orientation

We climbed slowly and enjoy the night there. After 7 hours walking in the dark, we could reach the top of the mountain. It was at 3 a.m early in the morning. We are not alone, there were a lot of people who reached that top before us. We waited the sun rises by cooking some food to get back our energy. After seeing the sun raised, we had to go back home.

Event

We only spent a few energy and time. However, it was great experience I had ever done so far.

Reorientation

## E. Methods

1. Question and answer
2. Explanation
3. Discussions

## F. Learning Resource:

When English Ring a Bell, Contextual Teaching and Learning Bahasa Inggris.

## G. Teaching Procedure:

1. Opening (15 minutes)
  - a. The teacher says greeting to the students.  
Examples: Good morning students, how are you today?
  - b. The teacher check the students' attendance list.
  - c. The teacher asks the students what they do last meeting.  
Example: who knows what did you learn last meeting? Please raise your hand and tell us!
2. Main activity (70 minutes)

- a. The teacher asks the students about generic structure of recount text.
  - b. The teacher explain about simple past tense.
  - c. The teacher give an example about simple past tense.
  - d. The teacher asks the students to make an example of simple past tense.
  - e. The teacher is divided the students into 3 groups and give them an example of recount text and then the teacher asks them to analyse the text.
  - f. The students collect their task to the teacher.
3. Closing (5 minutes)

The teacher ask the students to learn more about recount text, memorize 5 verbs (present and past) in their home and then closing the meeting today.

## LESSON PLAN

### (Treatment)

#### A. Identity

School : SMPN 7 Anggeraja  
 Subject : English  
 Theme : Personal Recount Text  
 Group : Experimental  
 Meeting : 4  
 Duration : 2 x 45 Minutes

#### B. Instructional Object:

The students will be able to write a personal recount text.

#### C. Special Instructional Object:

Through this activity, the students are expected to be able to:

1. Understand language feature of recount text.
2. Understand about WH-Questions.

#### D. Teaching Materials:

##### Recount Text

##### 1. Definition

Recount text is a text that telling the reader about story, action, or activity that happen in the past.

##### 2. Purpose

The purpose of recount text is to entertain or to inform the reader.

##### 3. Generic Structure

- a. Orientation
- b. Event
- c. Reorientation

##### 4. Language Feature

- a. Use a specific participation (I and we)



- b. Using temporal sequence (On Saturday, On Monday, On Sunday)
- c. Using the conjunctions (then, before, after, etc.)
- d. Use a simple past tense

### Simple Past Tense

The 'simple past tense' is used to tell actions or situations in the past.

Here are the patterns.

- Verbal Sentence

S + V2 + O (positive sentence)

S + did + not + V1 + O (negative sentence)

Did + S + V1 + O (interrogative sentence)

Example:

Donita went to Jakarta yesterday.

Iman walked alone last night.

Did you do gardening, last Sunday?

- Nominal Sentence

S + to be (was/were) + adj/adv/N (positive sentence)

S + was/ were + not + adj/adv/N (negative sentence)

Was/ were + S + adj/adv/N (interrogative sentence)

Example:

Rani was here last month.

Bani was not in Jakarta yesterday.

- e. Use action verb (went, stayed, wrote etc)

### 5. WH-Questions

WH-Questions can be used as a technique to generate ideas to writing a text and expected to be able to improve their student's ability in improving paragraph writing.

Example of WH-Questions:

1. Who is on holiday?
2. When the holiday is caried?
3. Where the holiday is held?
4. Why hold a holiday?
5. What happens when the holiday?
6. How do you feel when the holiday?.

#### My Holiday in Bandung

Two days ago, I went to the Merapimountain. It was the firts time I climbed the mountain. I did it with some of my friends. We start climbing at 8 p.m. it was so dark and we only used flashlight to get the way.

Orientation

We climbed slowly and enjoy the night there. After 7 hours walking in the dark, we could reach the top of the mountain. It was at 3 a.m early in the morning. We are not alone, there were a lot of people who reached that top before us. We waited the sun rises by cooking some food to get back our energy. After seeing the sun raised, we had to go back home.

Event

We only spent a few energy and time. However, it was great experience I had ever done so far.

Reorientation

#### E. Methods

1. Question and answer
2. Explanation
3. Discussions

#### F. Learning Resource:

When English Ring a Bell, Contextual Teaching and Learning BahasaInggris.

#### G. Teaching Procedure:

1. Opening (20 minutes)

- a. The teacher says greeting to the students.

Examples: Good morning students, how are you today?

- b. The teacher check the students' attendance list and also check their verbs.

- c. The teacher asks the students what they do last meeting.

Example: who knows what did you learn last meeting? Please raise your hand and tell us!

2. Main activity (65 minutes)

- a. The teacher ask the students to change the verb (present to past) which is in the text.

- b. The teacher explain what WH-Questions is.

- c. The teacher give example of WH-Questions.

- d. The teacher give example how to answer the question and develop it into a good paragraph.

3. Closing (5 minutes)

The teacher ask the students to learn more about recount text, memorize 5 verbs (present and past) in their home and then closig the meeting today.



**Samata, September 2019**

**Yusrina**

**20400115025**

## LESSON PLAN

### (Treatment)

#### A. Identity

School : SMPN 7 Anggeraja  
 Subject : English  
 Theme : Personal Recount Text  
 Group : Experimental  
 Meeting : 5  
 Duration : 2 x 45 Minutes

#### B. Instructional Object:

The students will be able to write a personal recount text.

#### C. Special Instructional Object:

Through this activity, the students are expected to be able to:

1. Understand to make a paragraph with use WH-Questions.

#### D. Teaching Materials:

##### Recount Text

##### 1. Definition

Recount text is a text that telling the reader about story, action, or activity that happen in the past.

##### 2. Purpose

The purpose of recount text is to entertain or to inform the reader.

##### 3. Generic Structure

- a. Orientation
- b. Event
- c. Reorientation

##### 4. Language Feature

- a. Use a specific participation (I and we)
- b. Using temporal sequence (On Saturday. On Monday, On Sunday)

- c. Using the conjunctions (then, before, after, etc.)
- d. Use a simple past tense

### Simple Past Tense

The 'simple past tense' is used to tell actions or situations in the past.

Here are the patterns.

- Verbal Sentence

S + V2 + O (positive sentence)

S + did + not + V1 + O (negative sentence)

Did + S + V1 + O (interrogative sentence)

Example:

Donita went to Jakarta yesterday.

Iman walked alone last night.

Did you do gardening, last Sunday?

- Nominal Sentence

S + to be (was/were) + adj/adv/N (positive sentence)

S + was/ were + not + adj/adv/N (negative sentence)

Was/ were + S + adj/adv/N (interrogative sentence)

Example:

Rani was here last month.

Bani was not in Jakarta yesterday.

- e. Use action verb (went, stayed, wrote etc)

## 5. WH-Questions

WH-Questions can be used as a technique to generate ideas to writing a text and expected to be able to improve their student's ability in improving paragraph writing.

Example of WH-Questions:

1. Who is on holiday?
2. When the holiday is caried?
3. Where the holiday is held?
4. Why hold a holiday?
5. What happens when the holiday?
6. How do you feel when the holiday?.

### My Holiday in Bandung

Two days ago, I went to the Merapimountain. It was the firts time I climbed the mountain. I did it with some of my friends. We start climbing at 8 p.m. it was so dark and we only used flashlight to get the way.

Orientation

We climbed slowly and enjoy the night there. After 7 hours walking in the dark, we could reach the top of the mountain. It was at 3 a.m early in the morning. We are not alone, there were a lot of people who reached that top before us. We waited the sun rises by cooking some food to get back our energy. After seeing the sun raised, we had to go back home.

Event

We only spent a few energy and time. However, it was great experience I had ever done so far.

Reorientation

#### E. Methods

1. Question and answer
2. Explanation
3. Discussions

#### F. Learning Resource:

When English Ring a Bell, Contextual Teaching and Learning BahasaInggris.

**G. Teaching Procedure:**

## 1. Opening (15 minutes)

- a. The teacher says greeting to the students.

Examples: Good morning students, how are you today?

- b. The teacher check the students' attendance list and also check their verbs.

- c. The teacher asks the students what they do last meeting.

Example: who knows what did you learn last meeting? Please raise your hand and tell us!

## 2. Main activity (70 minutes)

- a. The teacher divide the students into 3 groups and give some picture and the questions.

- b. The teacher asks them to answer the question and develop it into paragraph.

- c. Each groups write in whiteboard their paragraph.

- d. The teacher asks each group determine the language feature of paragraph and write in a paper (the teacher choose each groups which paragraph they have to analyse).

## 3. Closing (5 minutes)

The teacher ask the students to learn more about recount text then closing the meeting today.

**Samata, September 2019**

**Yusrina**

**20400115025**

## LESSON PLAN

### (Treatment)

#### A. Identity

School : SMPN 7 Anggeraja  
 Subject : English  
 Theme : Personal Recount Text  
 Group : Experimental  
 Meeting : 6  
 Duration : 2 x 45 Minutes

#### B. Instructional Object:

The students will be able to write a personal recount text.

#### C. Special Instructional Object:

Through this activity, the students are expected to be able to:  
 Understand to make a paragraph with use WH-Questions.

#### D. Teaching Materials:

##### Recount Text

##### 1. Definition

Recount text is a text that telling the reader about story, action, or activity that happen in the past.

##### 2. Purpose

The purpose of recount text is to entertain or to inform the reader.

##### 3. Generic Structure

- a. Orientation
- b. Event
- c. Reorientation

##### 4. Language Feature

- a. Use a specific participation (I and we)
- b. Using temporal sequence (On Saturday. On Monday, On Sunday)
- c. Using the conjunctions (then, before, after, etc.)



## d. Use a simple past tense

## Simple Past Tense

The 'simple past tense' is used to tell actions or situations in the past.

Here are the patterns.

- Verbal Sentence

S + V2 + O (positive sentence)

S + did + not + V1 + O (negative sentence)

Did + S + V1 + O (interrogative sentence)

Example:

Donita went to Jakarta yesterday.

Iman walked alone last night.

Did you do gardening, last Sunday?

- Nominal Sentence

S + to be (was/were) + adj/adv/N (positive sentence)

S + was/ were + not + adj/adv/N (negative sentence)

Was/ were + S + adj/adv/N (interrogative sentence)

Example:

Rani was here last month.

Bani was not in Jakarta yesterday.

## e. Use action verb (went, stayed, wrote etc)

## 5. WH-Questions

WH-Questions can be used as a technique to generate ideas to writing a text and expected to be able to improve their student's ability in improving paragraph writing.

Example of WH-Questions:

1. Who is on holiday?
2. When the holiday is caried?
3. Where the holiday is held?
4. Why hold a holiday?
5. What happens when the holiday?
6. How do you feel when the holiday?.

### My Holiday in Bandung

Two days ago, I went to the Merapimountain. It was the firts time I climbed the mountain. I did it with some of my friends. We start climbing at 8 p.m. it was so dark and we only used flashlight to get the way.

Orientation

We climbed slowly and enjoy the night there. After 7 hours walking in the dark, we could reach the top of the mountain. It was at 3 a.m early in the morning. We are not alone, there were a lot of people who reached that top before us. We waited the sun rises by cooking some food to get back our energy. After seeing the sun raised, we had to go back home.

Event

We only spent a few energy and time. However, it was great experience I had ever done so far.

Reorientation

#### E. Methods

1. Question and answer
2. Explanation
3. Discussions

#### F. Learning Resource:

When English Ring a Bell, Contextual Teaching and Learning BahasaInggris.

#### G. Teaching Procedure:

1. Opening (15 minutes)

- a. The teacher says greeting to the students.

Examples: Good morning students, how are you today?

- b. The teacher check the students' attendance list and also check their verbs.

- c. The teacher asks the students what they do last meeting.

Example: who knows what did you learn last meeting? Please raise your hand and tell us!

2. Main activity (70 minutes)

- a. The teacher give the students list of question and ask them to answer and develop it into a paragraph (about their experience).

- b. The teacher ask the students to exchange their task to their friend and ask them to determine generic structure and language feature.

3. Closing (5 minutes)

The teacher ask the students to learn about recount text and then closing the meeting today.

## LESSON PLAN

### (Treatment)

#### A. Identity

School	: SMPN 7 Anggeraja
Subject	: English
Theme	: Personal Recount Text
Group	: Experimental
Meeting	: 7
Duration	: 2 x 45 Minutes

#### B. Instructional Object:

The students will be able to write a personal recount text.

#### C. Special Instructional Object:

Through this activity, the students are expected to be able to:  
Understand about recount text.

#### D. Teaching Materials:

##### Recount Text

##### 1. Definition

Recount text is a text that telling the reader about story, action, or activity that happen in the past.

##### 2. Purpose

The purpose of recount text is to entertain or to inform the reader.

##### 3. Generic Structure

- a. Orientation
- b. Event
- c. Reorientation

##### 4. Language Feature

- a. Use a specific participation (I and we)
- b. Using temporal sequence (On Saturday. On Monday, On Sunday)
- c. Using the conjunctions (then, before, after, etc.)
- d. Use a simple past tense

### Simple Past Tense

The 'simple past tense' is used to tell actions or situations in the past.

Here are the patterns.

- Verbal Sentence

S + V2 + O (positive sentence)

S + did + not + V1 + O (negative sentence)

Did + S + V1 + O (interrogative sentence)

Example:

Donita went to Jakarta yesterday.

Iman walked alone last night.

Did you do gardening, last Sunday?

- Nominal Sentence

S + to be (was/were) + adj/adv/N (positive sentence)

S + was/ were + not + adj/adv/N (negative sentence)

Was/ were + S + adj/adv/N (interrogative sentence)

Example:

Rani was here last month.

Bani was not in Jakarta yesterday.

- e. Use action verb (went, stayed, wrote etc)

## 5. WH-Questions

WH-Questions can be used as a technique to generate ideas to writing a text and expected to be able to improve their student's ability in improving paragraph writing.

Example of WH-Questions:

7. Who is on holiday?
8. When the holiday is carried?
9. Where the holiday is held?
10. Why hold a holiday?
11. What happens when the holiday?
12. How do you feel when the holiday?.

### My Holiday in Bandung

Two days ago, I went to the Merapimountain. It was the firts time I climbed the mountain. I did it with some of my friends. We start climbing at 8 p.m. it was so dark and we only used flashlight to get the way.

Orientation

We climbed slowly and enjoy the night there. After 7 hours walking in the dark, we could reach the top of the mountain. It was at 3 a.m early in the morning. We are not alone, there were a lot of people who reached that top before us. We waited the sun rises by cooking some food to get back our energy. After seeing the sun raised, we had to go back home.

Event

We only spent a few energy and time. However, it was great experience I had ever done so far.

Reorientation

## E. Methods

4. Question and answer
5. Explanation
6. Discussions

## F. Learning Resource:

When English Ring a Bell, Contextual Teaching and Learning BahasaInggris.

**G. Teaching Procedure:**

## 4. Opening (15 minutes)

- d. The teacher says greeting to the students.

Examples: Good morning students, how are you today?

- e. The teacher check the students' attendance list and also check their verbs.

- f. The teacher asks the students what they do last meeting.

Example: who knows what did you learn last meeting? Please raise your hand and tell us!

## 5. Main activity (70 minutes)

- c. The teacher ask the students to open their notebook and learn more about recount text. The teacher give 20 minutes to learn.

- d. The teacher ask the student about defenition, purpose, generic structure and language feature of recount text.

- e. After that, the teacher give question to the students one by one about recount text.

- f. The teacher give example of recount text and then analyse it.

- g. The teacher give games.

## 6. Closing (5 minutes)

The teacher ask the students to learn how to make a good paragraph by using WH-Questions.

**Samata, September 2019**

**Yusrina**

**20400115025**

## LESSON PLAN

### (Posttest)

#### A. Identity

School : SMPN 7 Anggeraja  
Subject : English  
Theme : Personal Recount Text  
Group : Experimental and Controlled class  
Meeting : 8  
Duration : 2 x 45 Minutes

#### B. Instructional Object:

The students will be able to write a personal recount text.

#### C. Teaching Procedures:

4. Opening (15 minutes)
  - e. The teacher asks the students to take a piece of paper.
  - f. The teacher asks the students to write their name.
  - g. The teacher asks the students to do not look up the dictionary.
  - h. The teacher asks the students to do the assignment.
5. Main activity (70 minutes)
  - c. The students do their assignment individually based on the teacher's instructions.
  - d. Each students are asked to write down their experiences in the past.
6. Closing (5 minutes)

The teacher ask the students to collect their test.



Samata, Oktober 2019

Yusrina

20400115025




## APPENDIX II

## Instrument of research

Nama : \_\_\_\_\_

Make recount text by choosing the topic below!

1. Unforgettable memory
2. Pleasant experience
3. Bad experience



\_\_\_\_\_

\_\_\_\_\_

\_\_\_\_\_

\_\_\_\_\_

\_\_\_\_\_

\_\_\_\_\_

\_\_\_\_\_

UNIVERSITAS ISLAM NEGERI  
**ALAUDDIN**  
M A K A S S A R

**Table. Rubric of writing**

Aspects of Writing	Score	Criteria
Content	30-27	Excellent to very good: Knowledgeable and relevant to assigned topic.
	26-22	Good to Average: Some knowledge of subject, mostly relevant to topic but lacks detail.
	21-17	Fair to Poor: Limited knowledge of subject, inadequate development of topic.
	16-13	Very Poor: Does not show knowledge of subject, non substantive.
Organization	20-18	Excellent to very good: Fluent expression, ideas clearly stated or supported.
	17-14	Good to Average: loosely organized but main ideas stand out, limited support.
	13-10	Fair to Poor: Non-fluent, ideas confused or disconnected.
	9-7	Very Poor: Does not communicate.
Vocabulary	20-18	Excellent to very good: effective word or idiom choice and usage.
	17-14	Good to Average: occasional errors of word or idiom form, usage but meaning not obscured
	13-10	Fair to Poor: Limited range, frequent error of word or idiom form, usage but meaning not obscured
	9-7	Very Poor: little knowledge of English vocabulary, idioms.
Language use	25-22	Excellent to very good: Effective complex contribution, few errors of agreement, tense,
	21-18	Good to Average: Effective but simple construction in grammar.
	17-11	Fair to Poor: Major problem in simple or complex constructions in grammar.

	10-5	Very Poor: Virtually no mastery of sentence construction in grammar.
Mechanics	5	Excellent to very good: few errors of spelling, punctuation, capitalization, paragraphing
	4	Good to Average: Occasional errors of spelling, punctuation, capitalization, paragraphing but meaning not obscured
	3	Fair to Poor: Frequent errors of spelling, punctuation, capitalization, paragraphing; poor handwriting; meaning confused or obscured
	2	Very Poor: dominated by errors of spelling, punctuation, capitalization, paragraphing
Total Score		

(Jacob et al in imanisa, 2017)

The score of writing based on five component could be compared in the percentage as follows:

Content 30%

Organization 20%

Vocabulary 20%

Language use 25%

Mechanics 5%

Total = 100%

### **My Holiday in Bali**

When I was 2nd grade of senior high school, my friends and I went to Bali. We were there for three days. I had many impressive experiences during the vacation.

First day, we visited Sanur Beach in the morning. We saw the beautiful sunrise together. It was a great scenery. Then, we checked in to the hotel. After prepared our selves, we went to Tanah Lot. We met so many other tourists there. They were not only domestic but also foreign tourists.

Second day, we enjoyed the day on TanjungBenoa beach. We played so many water sports such as banana boat, jetsky, speedboat etc. We also went to Penyuisland to see many unique animals. They were turtles, snakes, and sea birds. We were very happy. In the afternoon, we went to Kuta Beach to see the amazing sunset and enjoyed the beautiful wave.

The last day, we spent our time in Sangeh. We could enjoy the green and shady forest. There were so many monkies. They were so tame but sometimes they could be naughty. We could make a close interaction with them. After that, we went to Sukowati market for shopping. That was my lovely time. I bought some Bali T-Shirt and souvenirs.

In the evening, we had to check out from the hotel. We went back home bringing so many amazing memories of Bali.

## APPENDIX III

The Row Score of the Students' VII Pre-test and Post-test  
in Control Class

NO	NAMA	PRE-TEST		POST-TEST	
		Score $X_1$	Score $X_1^2$	Score $X_1$	Score $X_1^2$
1	Ardan Ardiansha	36	1296	42	1764
2	Dendi	35	1225	40	1600
3	Egis Anugerah Ian	36	1296	43	1849
4	Haykal	43	1849	47	2209
5	Linda	44	1936	58	3364
6	Makayla	46	2116	69	4761
7	Mida Amanda	44	1936	62	3844
8	Taslim	38	1444	42	1764
9	Wahyu	36	1296	43	1849
10	Yasbi Kaidak	40	1600	46	2116
11	Zaldi	38	1444	43	1849
12	Suharni Lesang	44	1936	57	3249
13	Surianto Nurdin	34	1156	49	2401
<b>TOTAL</b>		514	20530	641	32619

## APPENDIX IV

**The Row Score of the Students' VII Pre-test and Post-test  
in Experimental Class**

NO	NAMA	PRE-TEST		POST-TEST	
		Score $X_1$	Score $X_1^2$	Score $X_1$	Score $X_1^2$
1	Hesti	40	1600	58	3364
2	Nur Afni	40	1600	60	3600
3	Zahra Arita	42	1764	69	4761
4	Natasyah	39	1521	61	3721
5	Nur Annisa	41	1681	56	3136
6	Alda Sumardin	39	1521	58	3364
7	Nur Alya	43	1849	53	2809
8	Kasmawati Kadir	45	2025	65	4225
9	Nabila Dedi	45	2025	69	4761
10	Anjas Saputra	38	1444	58	3364
11	Arrafah Adrian Jasri	37	1369	54	2916
12	Muh. Alif Syagi	44	1936	69	4761
13	Reza Ferdiansyah	39	1521	49	2401
<b>TOTAL</b>		532	21856	779	47183

## APPENDIX V

## The Mean Score of Experimental Class and Controlled Class

## A. Controlled Class

## 1. Pre-test

$$M_1 = \frac{\sum X}{N}$$

$$M_1 = \frac{514}{13}$$

$$M_1 = 39,53$$

## 2. Post-test

$$M_1 = \frac{\sum X}{N}$$

$$M_1 = \frac{641}{13}$$

$$M_1 = 49,30$$

## B. Experimental Class

## 1. Pre-test

$$M_2 = \frac{\sum X}{N}$$

$$M_2 = \frac{532}{13}$$

$$M_2 = 40,92$$

## 2. Post-test

$$M_2 = \frac{\sum X}{N}$$

$$M_2 = \frac{779}{13}$$

$$M_2 = 59,92$$



## APPENDIX VI

## Standard Deviation of Experimental Class and Controlled Class

## A. Controlled Class

## 1. Pre-test

$$SD = \sqrt{\frac{SS_1}{n-1}}$$

Where:

$$SS_1 = \sum x_1^2 - \frac{(\sum x_1)^2}{n}$$

$$SS_1 = 20530 - \frac{(514)^2}{13}$$

$$SS_1 = 20530 - \frac{264196}{13}$$

$$SS_1 = 20530 - 20322,76$$

$$SS_1 = 207,24$$

$$SD = \sqrt{\frac{SS_1}{n-1}}$$

$$SD = \sqrt{\frac{207,24}{13-1}}$$

$$SD = \sqrt{\frac{207,24}{12}}$$

$$SD = \sqrt{17,27}$$

$$SD = 4,14$$

## 2. Post-test

$$SD = \sqrt{\frac{SS_2}{n-1}}$$

Where:

$$SS_2 = \sum x_2^2 - \frac{(\sum x_2)^2}{n}$$

$$SS_2 = 32619 - \frac{(641)^2}{13}$$

$$SS_2 = 32619 - \frac{410881}{13}$$

$$SS_2 = 32619 - 31606,23$$

$$SS_2 = 1012,77$$

$$SD = \sqrt{\frac{SS_2}{n-1}}$$

$$SD = \sqrt{\frac{1012,77}{13-1}}$$

$$SD = \sqrt{\frac{1012,77}{12}}$$

$$SD = \sqrt{84,39}$$

$$SD = 9,18$$

## B. Experimental Class

### 1. Pre-test

$$SD = \sqrt{\frac{SS_1}{n-1}}$$

Where:

$$SS_1 = \sum x_1^2 - \frac{(\sum x_1)^2}{n}$$

$$SS_1 = 21856 - \frac{(532)^2}{13}$$

$$SS_1 = 21856 - \frac{283024}{13}$$

$$SS_1 = 21856 - 21771,07$$

$$SS_1 = 84,93$$

$$SD = \sqrt{\frac{SS_1}{n-1}}$$

$$SD = \sqrt{\frac{84,93}{13-1}}$$

$$SD = \sqrt{\frac{84,93}{12}}$$

$$SD = \sqrt{7,07}$$

$$SD = 2,65$$

### 2. Post-test

$$SD = \sqrt{\frac{SS_2}{n-1}}$$

Where:

$$SS_2 = \sum x_2^2 - \frac{(\sum x_2)^2}{n}$$

$$SS_2 = 47183 - \frac{(779)^2}{13}$$

$$SS_2 = 47183 - \frac{606841}{13}$$

$$SS_2 = 47183 - 46680,07$$

$$SS_2 = 502,93$$

$$SD = \sqrt{\frac{SS_2}{n-1}}$$

$$SD = \sqrt{\frac{502,93}{13-1}}$$

$$SD = \sqrt{\frac{502,93}{12}}$$

$$SD = \sqrt{41,91}$$

$$SD = 6,47$$



**APPENDIX VII**  
**The Significant Difference**

**Pretest**

$$M_1 = 39,53$$

$$SS_1 = 207,24$$

$$M_2 = 40,92$$

$$SS_2 = 84,93$$

**1. t-Test**

$$t = \frac{M_2 - M_1}{\sqrt{\left(\frac{SS_1 + SS_2}{n_1 + n_2 - 2}\right)\left(\frac{1}{n_1} + \frac{1}{n_2}\right)}}$$

$$t = \frac{40,92 - 39,53}{\sqrt{\left(\frac{207,24 + 84,93}{13 + 13 - 2}\right)\left(\frac{1}{13} + \frac{1}{13}\right)}}$$

$$t = \frac{1,39}{\sqrt{\left(\frac{292,17}{24}\right)(0,15)}}$$

$$= \frac{1,39}{\sqrt{(12,17)(0,15)}}$$

$$= \frac{1,39}{\sqrt{(1,82)}}$$

$$= \frac{1,39}{1,34}$$

$$t \text{ Hitung} = 1,03$$

**Posttest**

$$M_1 = 49,30$$

$$SS_1 = 1012,77$$

$$M_2 = 59,92$$

$$SS_2 = 502,93$$

**2. t-Test**

$$t = \frac{M_2 - M_1}{\sqrt{\left(\frac{SS_1 + SS_2}{n_1 + n_2 - 2}\right)\left(\frac{1}{n_1} + \frac{1}{n_2}\right)}}$$

$$t = \frac{59,92 - 49,30}{\sqrt{\left(\frac{1012,77 + 502,93}{13 + 13 - 2}\right)\left(\frac{1}{13} + \frac{1}{13}\right)}}$$

$$t = \frac{10,62}{\sqrt{\left(\frac{1515,7}{24}\right)(0,15)}}$$

$$= \frac{10,62}{\sqrt{(63,15)(0,15)}}$$

$$= \frac{10,62}{\sqrt{(9,47)}}$$
$$= \frac{10,62}{3,07}$$

**t Hitung= 3,45**

### 3. t- Table

For level of significance (D) = 0.05

Degree of freedom (df) = (N1 + N2) - 2 = (13 + 13) - 2 = 24

t - Table = 2.06



### APPENDIX VIII DOCUMENTATIONS



UNIVERSITAS ISLAM NEGERI  
JDDIN  
M A K A S S A R



### CURRICULUM VITAE

Yusrina was born in Tangru, on 01<sup>th</sup> October 1996. She is the fifth child from nine siblings of her parents, Kaco and Jumriani. She has two brothers Suhardi and Sukri and six sisters Ratnawati, Rasni, Hijra Pratiwy K, Nur Ilma, Nur Aida and Aqila Nur Suci. She started her education from elementary school at SDN 166Tangru, Enrekang at 2004-2009. Then, she continued her study in junior high school at SMPN 1 Baraka in 2009-2012. She finished her study at SMA Model Negeri 5 Enrekang in 2015. After listed as the alumni in her school, she enrolled in a university and *alhamdulillah* she was listed as a student in English Education Department in Tarbiyah and Teaching Science Faculty, UIN Alauddin Makassar. In university, she met some great people in organization and in English meeting club. They were E-YouC (English Youth Community) 2016 and Himpunan Pelajar Mahasiswa Massenrempulu in UIN Alauddin Makassar (2017 until now) where she found many friends and valuable experiences.