

**THE PERCEPTION OF TEENAGERS TOWARD WOMAN  
CHARACTERS ON DISNEY'S MOVIE "FROZEN"**



**Thesis**

**Submitted in Partial Fulfillment of the Requirements for the  
Degree of Sarjana Humaniora in English and Literature  
Department of Faculty of Adab and Humanities of UIN Alauddin  
Makassar**

**By**

**UNIVERSITAS ISLAM NEGERI**  
**ULFAHANY**  
**Reg. No. 40300111144**  
**ALAUDDIN**  
**MAKASSAR**

**ENGLISH AND LITERATURE DEPARTMENT  
ADAB AND HUMANITIES FACULTY  
ALAUDDIN STATE ISLAMIC UNIVERSITY  
MAKASSAR  
2015/2016**

*Motto and dedication*

*So verily, with the hardship, there is relief. Verily, with the hardship,  
there is a relief*

*( Al-insyirah 94:5-6)*

*The best sword I have is a limitless patience*



*This thesis is dedicated to*

**My most beloved mom and dad**

**Agussalim and Hj. Ridwana**

**My dearest brother Asritajdid**

**My lovely friends and everyone who helped me accomplish this thesis**

## **PERNYATAAN KEASLIAN SKRIPSI**

Dengan penuh kesadaran, penulis yang bertanda tangan dibawah ini menyatakan bahwa skripsi ini benar adalah hasil karya penulis sendiri. Jika dikemudian hari terbukti ia merupakan duplikat, tiruan, plagiat atau dibuat oleh orang lain secara keseluruhan ataupun sebagian, maka skripsi ini dan gelar yang diperoleh batal demi hukum.



Makassar, 10<sup>th</sup> November 2015

Penulis

**ULFAHANY**  
**40300111144**

UNIVERSITAS ISLAM NEGERI  
**ALAUDDIN**  
M A K A S S A R

## **PERNYATAAN KEASLIAN SKRIPSI**

Dengan penuh kesadaran, penulis yang bertanda tangan dibawah ini menyatakan bahwa skripsi ini benar adalah hasil karya penulis sendiri. Jika dikemudian hari terbukti ia merupakan duplikat, tiruan, plagiat atau dibuat oleh orang lain secara keseluruhan ataupun sebagian, maka skripsi ini dan gelar yang diperoleh batal demi hukum.



Makassar, 10<sup>th</sup> November 2015

Penulis

**ULFAHANY**  
**40300111144**

UNIVERSITAS ISLAM NEGERI  
**ALAUDDIN**  
M A K A S S A R

## PERSETUJUAN PEMBIMBING

Pembimbing penulisan skripsi saudara **ULFAHANY, NIM:40300111144**, mahasiswa jurusan Bahasa dan Sastra Inggris Fakultas Adab dan Humaniora Universitas Islam Negeri Makassar, setelah dengan seksama meneliti dan mengoreksi skripsi yang bersangkutan berjudul **“The Perception of Teenagers toward Woman Characters on Disney’s Movie “Frozen”** memandang bahwa skripsi tersebut telah memenuhi syarat-syarat ilmiah dan dapat disetujui untuk dapat diajukan pada sidang munaqasyah.

Demikian persetujuan ini diberikan untuk diproses lebih lanjut.

Makassar, 10 Desember 2015


Pembimbing I



Dr. H. Barsihannor, M.Ag.

NIP. 19691012 199603 1 003

Pembimbing II



Syahrani Junaid, S.S., M.Pd.

NIP. 19810415 200901 2 005

APPROVAL SHEET

Name : Ulfahany


Reg. Number : 40300111144

Majority : English and Literature Departement

Title : The Perception of Teenagers toward Woman Characters on  
Disney's Movie "Frozen".

Makassar, 23 november 2015

The writer

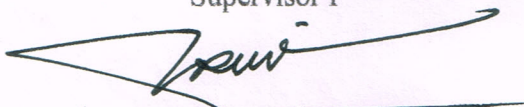


Ulfahany

Reg. No: 40300111144


Supervisor

Supervisor I



Dr. H. Barsihannor, M.Ag.  
NIP. 19691012 199603 1 003

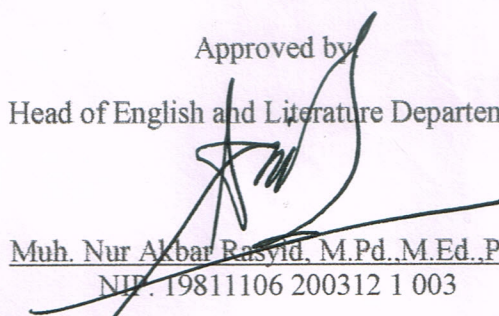
Supervisor II



Syahrani Junaid, S.S., M.Pd.  
NIP. 19810415 200901 2 005

Approved by

Head of English and Literature Departement



Muh. Nur Akbar Rasyid, M.Pd., M.Ed., Ph.D  
NIP. 19811106 200312 1 003

Acknowledged by:






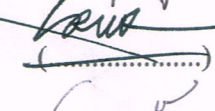


Dr. H. Barsihannor, M.Ag.  
NIP. 19691012 199603 1 003

## PENGESAHAN SKRIPSI

Skripsi yang berjudul “ The Perception of Teenagers toward Woman Characters on Disney’s Movie “Frozen” disusun oleh Ulfahany : 40300111144, mahasiswi Jurusan Bahasa dan Sastra Inggris pada Fakultas Adab dan Humaniora UIN Alauddin Makassar, telah diuji dan dipertahankan dalam Sidang Munaqasah yang diselenggarakan pada tanggal 6 Januari 2016, dinyatakan telah dapat diterima sebagai salah satu syarat untuk memperoleh salah satu gelar Sarjana Humaniora (S.Hum), dengan beberapa perbaikan.


Samata, 25 Februari 2016

### DEWAN PENGUJI

Ketua	:Dr. Abd. Rahman R, M.Ag.	
Sekretaris	:Muhammad Nur Akbar Rasyid, M.Pd., M.Ed., Ph.D.(.....)	
Munaqisy I	:Dr. Abd. Muin, M.Hum.	
Muniqisy II	:Sardian Maharani Asnur, S.Pd., M.Pd.	
Pembimbing I	:Dr. H. Barsihannor, M.Ag.	
Pembimbing II	:Syahrani Junaid, S.S., M.Pd.	

Diketahui Oleh

Dekan Fakultas Adab dan Humaniora  
UIN Alauddin Makassar

  
Dr. H. Barsihannor, M.Ag.  
NIP. 19691012 199603 1 003.



## ACKNOWLEDGEMENT

بِسْمِ اللَّهِ الرَّحْمَنِ الرَّحِيمِ

Alhamdulillah Rabbil Alamin, All praises to Allah Swt who has blessed, guided and given the health to the writer during writing this thesis. Then, the writer would like to send invocation and peace to prophet Muhammad Saw peace be upon him, who has guided the people from the bad condition to the better life.

The writer realizes that in writing and finishing this thesis, there are many people that have provided their suggestion, advice, help and motivation. Therefore, the writer would like to express thanks and highest appreciation and deepest gratitude where the writer mentions them as follows;

1. The writer gives special gratitude to her beloved parents, Agussalim and Hj. Ridwana who have given their loves, cares, supports and prayers in every single time. Then, the writer gives thanks to her brother, Asritajdid who has motivated the writer. Thank you for being kind brother.
2. The writer addresses her thankfulness to the rector of Alauddin State Islamic University of Makassar, Prof. Dr. Musafir Pababbari, M.Si., the dean of Adab and Humanities Faculty, Dr. H. Barsihannor, M.Ag. and all the vices Dean, Dr. Abd. Rahman R, M.Ag., Dr. Hj. Syamzan Syukur, M.Ag., and Dr. Abd. Muin, M.Hum.
3. The writer's greatest thanks due to the Head and Secretary of English and Literature Department, Muh. Nur Akbar Rasyid, M.Pd., M.Ed., Ph.D. and Syahrani Junaid, S.S., M.Pd. for their support, suggestion, help and administrative support and all of the lecturers who have given their



knowledge and enlightenment during academic years since 2011 and also to the staff of Adab and Humanities faculty for a valuable lesson and their help.

4. The deepest thanks to the honorable supervisors, Dr. H. Barsihannor, M.Ag and Syahrani Junaid, S.S., M.Pd. for their guidance, support, advices and their precious time during writing this thesis.
5. The greatest thanks to the two examiners Dr. Abd. Muin, M.Hum. and Sardian Maharani, S.Pd., M.Pd. for their guidance, correction, support and advices.
6. The writer gives the deep and sincere appreciation to her beloved girls, A. Bungawati, S.Hum, Hasniar, S.Hum, Widiya Astuty, S.Hum, Resky Amaliah, S.Hum, Ulil Inayah Mutmainnah, S.Hum and Ulfatussaliha, S.Hum. Thank you for always support the writer.
7. The special thanks goes to Albar, S.Kom, thanks for supporting and praying, one who always motivates the writer.
8. The sincere thanks to the headmaster of SMPN 1 Matakali, Ihsan Saleh, S.Pd., M.I.Kom., All of the staff, teachers and students who have given their help during the process of the research who cannot be mentioned one by one.
9. The deepest appreciation both individually and collectively go to students of English and Literature Department academic year 2011. Specially, her friends in AG. 3 and 4 for the togetherness that the writer passed in university. Furthermore, for dearest friends who always give support and

help during writing this thesis, Aryana Nurul Qarimah, S.Hum., Nur Aliza, S.Hum., Mukarramah, S.Hum., Kurniawan P, Irma Suryani Mardan, S.Hum., A.DandyArsyadi M, S.Hum., Ulfa M, Irsyad, Muh. Ridwan, Heraswanti Irda, Arina Iskandar, NurHidayat JF, S.Hum., Eva Rahmaniar, S.Hum., A.Wana Nirwana, S.Hum., A. Tendri Padang, Indriani, S.Hum., and all the friends who cannot be mentioned one by one.

10. The special thank that the writer does not forget to express is to Nurmani, Alm. Sumaila, Hj. Marbulan, Nurdiana, S.E., Nurlaelah Nurdin, S.E. And Nuralam Syamsul, S.Pd.
11. The last but not least, the greatest thanks to Organization of Western English (OWL) for the experience, knowledge, brotherhood, support and advice.

The writer realizes that this thesis is far from the perfection. Therefore, she accept every suggestion, criticism and comment from those who concern to this thesis. However, the writer hopes that this thesis will be able to give contribution and be usefull for readers especially for those who are interested in the similar study.

Makassar, December 10<sup>th</sup> 2015

**Ulfahany**

## TABLE OF CONTENTS

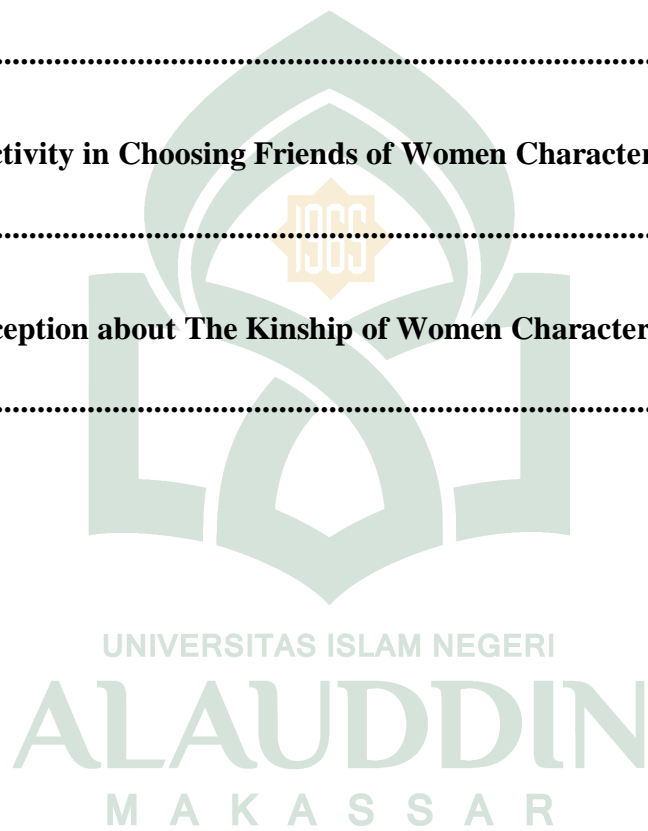
	Pages
Cover Page.....	i
Motto .....	ii
Pernyataan Keaslian Skripsi .....	iii
Persetujuan Pembimbing.....	iv
Approval Sheet.....	v
Pengesahan Skripsi .....	vi
Acknowledge .....	vii
Table of Contents .....	x
List of Table.....	xi
Abstract .....	xiii
<b>Chapter I: Introduction .....</b>	<b>1</b>
A. Background .....	1
B. Problem Statement.....	4
C. Objective of the Research .....	5
D. Significance of the Research.....	5
E. Scope of the research.....	5
<b>Chapter II: Review of Related Literature .....</b>	<b>6</b>
A. Previous Findings .....	6
B. Perception .....	7

C. Character.....	15
D. Movie.....	16
E. Teenager.....	19
F. Movie “Frozen” .....	21
<b>Chapter III: Methodology of the Research .....</b>	<b>26</b>
A. Method of Research.....	26
B. Population and Sample .....	26
1. Population .....	26
2. Sample.....	26
C. Instrument of the Research .....	27
D. Method of Collecting Data.....	27
E. Technique of Data Analysis .....	28
<b>Chapter IV: Finding and Discussion .....</b>	<b>31</b>
A. The Finding of the Perception of Teenegers toward Woman Characters on Disney’s Movie “Frozen” .....	31
B. The Discussion of the Perception of Teenegers toward Woman Characters on Disney’s Movie “Frozen” .....	46
<b>Chapter V: Conclusion and Suggestion.....</b>	<b>51</b>
A. Conclusion .....	51
B. Suggestion.....	52
<b>Bibliography .....</b>	<b>53</b>
<b>Appendices</b>	

## LIST OF TABLES

	Pages
Table 1. Score of Likert Scale .....	27
Table 2. Table Distribution Questionnaire.....	28
Table 3. Item 1. Perception about Movie “Frozen” .....	32
Table 4. Item 2. Perception about Plot and Setting of Movie “Frozen” .....	33
Table 5. Item 3. Perception about The Appearance of Woman Characters on Movie “Frozen” .....	33
Table 6. Item 4. Perception about Anna’s Character Who Always Happy .....	34
Table 7. Item 5. Elsa’s Character in Maturity .....	35
Table 8. Item 6. Anna’s Character in Carelessness .....	36
Table 9. Item 7. Perception about Anna’s Character Who is Childish .....	37
Table 10. Item 8. Elsa’s Character in Responsibility .....	37
Table 11. Item 9. Perception about Elsa’s Attitude as a Queen .....	38
Table 12. Item 10. Perception about Anna’s Attitude as a Princess.....	39
Table 13. Item 11. Elsa’s Character Who is Calm .....	39
Table 14. Item 12. Anna’s Character in Trust .....	40
Table 15. Item 13. Carefulness of Women Characters of Movie “Frozen” in Choosing Partner Life .....	41

<b>Table 16. Item 14. Perception about True Love in Family from Women Character on Movie “Frozen” .....</b>	<b>41</b>
<b>Table 17. Item 15. Problem Solving of Women Character on Movie “Frozen”</b>	<b>42</b>
<b>Table 18. Item 16. Perception about Elsa and Anna’s Characters.....</b>	<b>43</b>
<b>Table 19. Item 17. Women’s Leadership of Movie “Frozen” .....</b>	<b>43</b>
<b>Table 20. Item 18. Perception about Feminism from Women Characters on Movie “Frozen” .....</b>	<b>44</b>
<b>Table 21. Item 19. Selectivity in Choosing Friends of Women Characters on Movie “Frozen” .....</b>	<b>45</b>
<b>Table 22. Item 20. Perception about The Kinship of Women Characters on Movie “Frozen” .....</b>	<b>45</b>




## ABSTRACT

Name : **Ulfahany**  
Reg. Number : **40300111144**  
Major : **English and Literature Department**  
Faculty : **Adab and Humanity Faculty**  
Title : **The Perception of Teenagers toward Woman Characters on Disney's Movie "Frozen"**  
Supervisor I : **H. Barsihannor**  
Supervisor II : **Syahrani Junaid**

---

This research is about the perception of teenagers toward woman characters on Disney's Movie 'Frozen'. The objective of this research is to describe the perception of teenagers of SMPN 1 Matakali toward woman characters on Disney's Movie 'Frozen'. This research was descriptive quantitative research. The research took female students of SMPN 1 Matakali as population and 41 of them as sample. Data were taken through questionnaire. This research used perception theory. The findings of this research showed that most of students are interested on movie 'Frozen', they like Elsa's and Anna's character and they get some positive things from women characters on the movie. The perception of female students toward woman characters on Disney's Movie 'Frozen' was classified as good based on the mean score was 70. Based on the findings, the researcher concluded that the perception was influenced by functional factors (namely, attention, physiological, interest, experiences and memories and learning process).

Keyword: Perception, Woman character, Frozen.

Acc  Lab. Palmar  
14-12-2015



# CHAPTER I

## INTRODUCTION

### A. Background

According to Lukens (2003: 3) literature is traditionally described as the body of writing that exists because of inherent imaginative and artistic qualities. Literature is a world of imagination created by the author. Imagination created comes from themselves and the environment around the author. Besides derived from the author's imagination, literature can also be created by author with the creative process in describing the ideas that conceived and perceived by them by using language as a medium. The literary work is not produced simply, there are two important elements that help the formation of a literary work to add the interest of the audience, they are extrinsic and intrinsic. According Hutagalung and Effendi (1996: 109) "intrinsic elements are all elements that build literary works from the inside, that formed the structure of a literary work " Intrinsic elements of the literature are plot, setting, point of view, character, characterization, theme and irony (Nurgiyantoro, 1998: 23). While extrinsic elements are elements that build the literature of outside the literature itself. Iswanto (2003: 62) argues that the elements of the author's biography, social, cultural, historical, economic biography, and political conditions at the time it was included extrinsic elements that helped the formation of a literature or story-fiction.

These elements certainly related to each other. However, in this research, the researcher focuses as only on one of the intrinsic elements, that is character

because it makes a literary work come alive. Character is figure in a literary work that suggests thoughts, words and human behaviors in general through conversation, role and comment are equipped with a picture form of interaction between characters that exist at the time (Roberts, 1988: 64).

Movie is one type/genre in literature besides drama, prose, and poetry which present a story in different dimensions. Equal with other literary works, movie relies on text or script. Through movie, the messages can be delivered to the desired audience. Culture, social values, traditions, technology, and language can be delivered holistically. Message delivery process was conducted effectively and efficiently because it involves all five senses both audio and visual, like the medium of television and requires less time than reading a book.

According to Kartono and Gula (1986: 210), "in a movie, the audience is inserted into a state of hypnosa, low awareness. As a result, a person will be susceptible to suggestion ". Focusing of attention with full concentration coupled with the effects of light, music accordance with storyline is getting to make the audience affected. Filmmaking in such a way as to make the audience especially teenagers experiencing psychological identification which is the effort like themselves with others (characters in movie that is seen).

The movies take effect for the audience, especially teenagers and children. teenagers are an age that is still unstable, so easily influenced by what they see and from there will emerge a desire to imitate what they watch. According to Ardianto and Erdinaya (2004: 138);

*"The influence of movie on the human psyche (the audience) not only during or for sitting in a movie theater, but continued until a long time, such as imitation of the way they dress or hairstyle, it is referred to as imitation. Impressionable audience Categories usually children or young people, although sometimes adults were there ".*

One of the favourite movie of teenagers especially girls are Disney Princess movies. Disney Princess became a favorite spectacle for teenagers girls due to the particular structure that are brought by Disney on each woman characters (princess) that are woman with character beautiful, dazzle and graceful. As an example, the figure of Cinderella is considered interesting as a figure who is very popular among women because it referred to as the "perfect female". such assumption of Ford and Mitchell (2004: 35) that physical image of Disney's Cinderella is quite perfect and Cinderella stands for female perfection. Besides, popularity of Cinderella also comes from the characteristic of glass slipper and her dress, even when there is a party, women often use dresscode or princess theme of this figure.

Through Disney Princess movie, teenagers will receive a message about the image of women in terms of appearance and character through the figures shown because they do not only watch, but also interact, moreover, they will look or behave like their favorite characters. The princess figure is packaged for declare as the nature or character and ideal physical appearance inherent in a woman in society.

In this research, the researcher chooses one of the Disney's movie entitled "Frozen". This animated movie is arguably the most phenomenal and most popular movies among children and teenagers mainly teenager girls. This movie became a favorite spectacle for girls, Besides the beauty of the animation that is capable of displaying beautiful dresses, it accentuate the woman characters Also, they are princess Elza and Anna. Frozen movie aired the end the year 2013 and able to enchant the whole of the world and earn a very exceptional, proven this film won two Oscars for Best Animated Feature Film of the Year and Best Achievement in Music Written for Motion Pictures, Original Song in 2014.

The researcher also chooses Matakali as a location to do this research. Matakali is one of area in Polman, the researcher choose it because it is well known by the researcher, who was born and grown up there. The researcher also choose SMPN 1 Matakali because generally the students in this school are far from the frenetic of urban life, most of them spend their holidays by watching movies so most likely, their characters are influenced by the characters that exist in movie. Based on the reason above, the researcher became interested to know how is the teenager's perception toward woman characters in "Frozen" movie.

## **B. Problem Statement**

Based on the reason and the background above, the researcher formulates the research question "how is the perception of teenagers of SMPN 1 Matakali toward woman characters on Disney's Movie " Frozen" ?".

### **C. Objective of the Research**

Based on the research question above, the writer focuses on the objective of the research to describe the perception of teenagers of SMPN 1 Matakali toward woman characters on Disney's Movie "Frozen".

### **D. Significant of the Research**

The result of this study is expected to enrich the study of literature, in particular it can be used as a basis for the development of similar research and as information to other parties in the future.

### **E. Scope of the Research**

In this research, the researcher limits the research to focus only on the perception of teenagers of SMPN 1 Matakali toward woman characters on Disney's Movie "Frozen".

## CHAPTER II

### REVIEW OF RELATED LITERATURE

This chapter deals with some relevant research findings, some pertinent ideas, resume and theoretical frame work.

#### A. Previous Findings

Few studies about preception about film especially disney's movie. I just find some of them that have been conducted by some researchers. As follow:

Barnes (2010) in her thesis, "Perceptions of Gender in Young Consumers of Animated Films". The objective of this study are to investigate the different responses of boys and girls to animated films and the ways they interpret representations of male and female characters and activities. This research use *Gender Schema Theory*, Gender Schema Theory suggest that individuals learn about the different ways in which males and females are classified, and then adjust their own behavior to fit these classifications. This study found that children, ages five and six, were egalitarian in their opinion of animated films with a male and female lead. The hypothesis that male participants will favor the film with the male lead while female participants will favor the film with the female lead was found to be untrue.

Purba (2009) in her thesis, "Persepsi Mahasiswa terhadap Profesi Geisha dalam Film Memoirs of Geisha". The objective of this study are to determine the general description of the Geisha profession in the film memoirs of a geisha and to know the perceptions of students in North Sumatra University toward the geisha profession that include tasks, status, responsibilities, roles, and rituals of a

Geisha. This research use *S-O-R Theory* (Stimulus-Organism-respon) and the finding show that there are different perception of students on the movie “Memoirs of a Geisha”, most of them assumed that this film provides benefits to students, it gives information about the unique Japanese culture is geisha profession. However, there are also who gave negative responses to the geisha profession. In this study can be seen that there is a process of the role of the media in shaping students' perceptions of Japanese culture.

Tonn (2008) on her journal, “Disney's Influence on Females Perception of Gender and Love”. The objective of this study is to investigate whether the messages and themes from Disney's most popular animated films influenced females' perceptions of gender and love. This reasearch use *Social Learning Theory*, According to Social Learning Theory, imitation of models is the most important element in how children learn gender appropriate behavior. The finding is Disney films have influenced to female’s perceptions especially the perceptions of romance.

The similarity of those research above was talking about the perception but they have difference object. Barnes focused on the perceptions of gender in young consumers of Animated Films”, Purba focused on the perception of collegian toward profession of Geisha on movie memoirs of geisha, and then Tonn focused on the perception of females toward gender and love on disney’s film.



## **B. Perception**

Perception is an active process which everyone is paying attention, organizing and interpreting all of their experience selectively (Tubbs and Moss, 2001: 59). Perception refers to a cognition or apprehension obtained through the senses and intellect, as well as ideas or notions arising from such knowledge (Marrin, 2006: 9).

Perception includes all signals in the nervous system, which is the result of physical or chemical stimulation of the sensory organs (Goldstein, 2009: 5), such as a vision of light on the retina, using media and hearing involving sound waves. Perception is not a passive acceptance of cues but shaped by learning, memory, hope and attention (Gregory, 1987: 598). From the definitions of perception, it can be understood that perception is the way of someone to capture an object in the world by using their sense and intellectual and they have their own perception in understanding about that.

Adediwura and Tayo (2007: 165-167) in their academic journal elaborate the theories of perception by taking some experts explanation. First, they take the theories as postulated by Allport who defines perception as the way people judge or evaluate others. The second, Eggen and Kauchak theories see perception from the cognitive dimension as the process by which people attach meaning to experiences. It means that the perception comes after people attend to certain stimuli in their sensory memories. However, perception will influence the information that enters working memory. Baron and Byrne explain it as the process through which people attempt to understand other persons and attempt to

obtain information about the temporary causes of others' behavior, for example, the emotions or feelings. Further, A Adediwura and Bada Tayo show the process of having perception as follows:

*... that every impression that comes in from without, be it a sentence, which we hear, an object or vision, no sooner enters our consciousness than it is drafted off in some determinate directions or others, making connection with other materials already there and finally producing what we call our reaction. From this it is clear that perception is the reaction elicited when an impression is perceived from without after making connection with other materials in the consciousness (memory).* (Adediwura & Tayo, 2007: 165-166).

From this point of view, it could be inferred that perception cannot be done in vacuum. It depends on some background information that will trigger a reaction. Perception may be energized by both the present and past experience, individual attitude at a particular moment, the physical state of the sense organ, the interest of the person, the level of attention, and the interpretation given to the perception. According to Sunaryo There are two kinds of perception (2004: 45) that are Self Perception and External Perception. External Perception is perception that occurs due to the stimulation that comes from outside the individual self while Self Perception is perception that occurs due to the stimulation that comes from within the individual. In this case the object is the object itself. With perception, the individual can realize and can understand the state of the environment in the surrounding areas as well on the state of the individual. Ruch (1959: 243) states that through our perceptual processes, we gain the kinds of information about our environment that we need for effective adjustment. He adds that this perception activity uses both the sensations (sensing and thinking) aroused by the stimuli and the learning gained from past experience. Three

processes take place in this activity: receptor processes, symbolic processes, and affective processes. When the stimuli occur, the receptor processes are brought into operation. While the receptor processes are happening, the stimuli is brought to mind through symbolic processes based on someone's background knowledge. Lastly, affective processes operate to make the perception (conclusion) of the stimuli received. These processes cannot work separately since they are connected each other and are continuing. This shows us that there is a complex activity in making a perception.

There are factors that determine our perception, they are functional factors and structural factors (Krech and Crutchfield in Rakhmat, 2005: 51).

#### 1. Functional factors

Functional factors are called personal or internal factors also. They are derived from experience, learning process, need, motivation, intelligence and knowledge to the psychological object. The one that determine the perception is not the kind or the form of stimuli, but characteristics of the person who gives response to the stimuli. Let us take an illustration as example. Someone who is starving will tend to choose rice and meat first rather than having a coca cola or soda. It is his biological needs that lead him to make such perception. It is his need that plays a role in making the perception. In addition, other personal factors that can influence someone's perception are mental readiness, emotional condition and cultural background. Internal factors that influence the perception includes several ways (Apriawan, 2014: 35-36), namely:

- a. Physiological. Information entered through sensory organs, then the information obtained will influence and complement efforts to give meaning to the surrounding environment. The capacity of the senses to perceive each person is different so that the interpretation of the environment can also differ.
- b. Attention. Individuals need a certain amount of energy spent to pay attention or focus on physical form and mental facilities that exist on an object. The energy of each person is different so that one's attention to the object is also different and this will affect the perception of an object.
- c. Interest. The perception of an object varies depending on how much energy or perceptual vigilance driven to perceive. Perceptual vigilance is the tendency of a person to pay attention to a particular type of stimulus or can be regarded as interest.
- d. Needs in the same direction. This factor can be seen from how strong an individual looking for objects or messages that can provide answers accordance with them.
- e. Experiences and memories ( retention). The experience can be said to be dependent on the memory in the sense of the extent to which someone can recall past events to determine a stimulus in the broad sense.
- f. Mood. Emotional state affect a person's behavior, mood shows how feelings of a person at the time that can affect how a person to receive, respond and remember.

## 2. Structural factors

Structural factors or external factors come solely from physical stimuli and effects of nerves which it gives on an individual nerve system. Kohler (in Rakhmat, 2005: 51) says that when we perceive something, we perceive it as a whole. We cannot examine separated facts but we must examine it as a whole connection. Furthermore, we need to examine the context, the environment, and the problem in understanding someone. Since there is a structure in a context, people tend to find structures in stimuli which can be categorized based on closeness and similarity. External factors that affect perception, is a characteristic of the environment and the objects involved. These elements can change a person's view to the surrounding world and affect how someone feel it or accept it (Apriawan, 2014: 36-37). External factors that influence the perception are:

- a. The size and placement of an object or stimulus. This factor states that the magnitude of the relationship of an object, the more easy to understand. This form will affect the perception of the individual and by looking at the size of the shape of an object, the individual will be easy for attention in turn shape perception.
- b. The color of the objects. Objects that have more light, it will be easier to understand (to be perceived) as compared to the bit.
- c. The uniqueness and contrast of the stimulus. Stimulus outer appearance with the surrounding background and completely beyond suspicion that another individual will attract much attention.

### 3. Attention factors

Another factor which influences perception is attention (Rakhmat, 2005: 52). It is a mental process that happens when a stimulus or series of stimuli protrude in our consciousness when the other stimuli get weak. Stimuli are observed since it has prominent characteristics: moves, intensity, novelty and repetition. We tend to see something that moves, colorful, new, and repeating events that something flat or not prominent. As Hilgard (1962: 186) expresses, we see signs or pictures instead of spot light; we hear music or words instead of single pure tones. Thus, our attention can influence our perception.

An individual's ability to perceive a series of fragments as a whole object depends on many factors (Ruch, 1959: 237). The intelligence of the perceiving individual, his past experience, and his mental set (what he expects to see) are very important. As a rule, the more intelligent a person is, the fewer details he needs to perceive a whole. So is with past experience. When we have seen or read information about a picture, the more likely we have no difficulty in seeing what this confusing picture represent.

To conclude, perception is a process of knowing everything around us. Thus, it determines someone's success in learning. Perception is influenced by many factors, such as attention, personal or functional factors and structural factors. Everyone may have different perception toward something since they have different intelligence, needs, and past experiences.

In terms of psychology, it is said that a person's behavior is a function of this way of looking. Therefore, to change the behavior one must begin with

changing perceptions. In perception, there are three main processes, as follows (Sobur, 2003: 446):

1. Selection, it is the filtering process by the senses to external stimuli, intensity and kinds can be a lot or a little.
2. Interpretation, which is a process of organizing information so that it has meaning for someone. Interpretation influenced by several factors, such as past experience, that value system embraced, motivations personality, and intelligence. Interpretation also depends on one's ability to hold a categorization of the information received.
3. Interpretation and perception then translated in the form of behavior as a reaction.

Rachmat in Mastari (2012: 13) states perception is divided into two forms, positive and negative. If the object is perceived accordance with appreciation and acceptable irrationally and emotionally then people would perceive positive or tend to like and respond accordance with the object perceived. If not in accordance with the appreciation or tend to avoid, resist and respond oppositely to the objects of perception so it is negative perceptions. Robbins in Mastari (2012; 14) adds that a positive perception is the individual assessment of an object or information with a positive view or accordance with expected from the object perceived or from the existing rules. While, the negative perception of the individual's perception of objects or certain information with a negative outlook, contrary to what is expected from the object perceived or from the existing rules. The causes of negative perceptions of a person may arise because of the



dissatisfaction of individuals to the object that becomes the source of perception, the ignorance of individuals and the absence experience of individu to the object perceived and otherwise, causing the emergence of a positive perception of a person because of the individual satisfaction with of the object that becomes a source of perception, the knowledge of the individual, and the individual experience of the object perceived.

### **C. Indicator of Perception**

According to Robbin (2003: 124-130), perception indicators there are two types, namely:

#### 1. Reception.

The admission process is an indicator of the perception of the stage Physiologically, namely the proper functioning of the senses to capture stimulation from the outside.

#### 2. Evaluation

Stimuli from the outside that had been captured by the senses, then evaluated by individual. This evaluation is very subjective. One individual assess a stimulus as something difficult and tedious. But other individuals who assess the same stimuli such as something nice and pleasant.

### **D. Character**

Character is the important aspect in a movie that is used to mean a person. According to lukkens (2003: 76), Character as the term is generally used means the aggregate of mental, emotional, and social qualities that distinguish a person.

Nurgianto said that Character is actors who narrated journey through the fictional story of his life in plot (2005: 222). A fictional story to be interesting and even terrifying because of conflicts between opposing figure. Conflicts are common, especially in children's literature is among the leaders of good character and evil character. The first group of figures commonly known as the protagonist (protagonistic character), while the second antagonist (antagonistic character).

According Kokasih (2012: 36) techniques depiction of the characteristics can be indicated by (a) the analytical techniques or direct depiction; (b) The description of the physical and behavioral characters; (c) The depiction of the lives of the environment; (d) The description of the linguistic character layout; (e) Disclosure of the character's mind; and (f) other characters talk.

Lukens( 2003: 76) divides into two types of characters. First, round character is one that is fully developed. Second, flat character is essential to the action but, since it is not fully developed.

#### **E. Movie**

Movie is a representation from the reality of society and not just a "move" the reality to the big screen without changing the reality (Turner, 2008: 27). The movie begins when the end of the 19th century as one of the new form of the novel, but different in content and function" (McQuail, 2000: 23). Movie is a medium that is audio-visual communication that serves to convey a message to a group of people who gather in a specific place (Effendy, 1986: 67).

Movie is a combination of photography and cinematography with a series of moving images and objects in the form of a scene. Movie provides a great

effect on the human psyche. In the process of watching the movie, there is a social phenomenon as psychological identification. When the decoding process occurs, the audience often equate or emulate one of his own with one of the roles in the film.

There are many types of movie made for different purpose. According to Bordwell and Thompson (1997: 50), types of movie are broken down into:

#### 1. Documentary Movie

A documentary movie support to present factual information about the world outside the movie. As a type of movies, documentaries present themselves as factually trustworthy. According to Bordwell and Thompson (1997: 44) there are two types of documentary movie, they are;

- a. Compilation movie: produced by assembling images from archival sources.
- b. Direct cinema: recording an on going event as it happens with minimal interference by the moviemaker.

#### 2. Fictional Movie

A fictional movie presents imaginary beings, places or event. Yet, if a movie is fictional, that does not mean that it is completely unrelated actuality.

For one thing, not everything shown or implied by the fiction movies needs to be imaginary, a typical fictional movie stages its events; they are designed, planned, rehearsed, filmed and refilmed. In a fictional movie, the

agents are portrayed or depicted by an intermediate, not photographed directly in documentary.

### 3. Animated Movie

Animated movies are distinguished from live-action ones by the unusual kinds of work that are done at production stage. Animation movies do not do continuously filming outdoor action in the real time, but they create a series of images by shooting one frame at a time.

### 4. Experimental Or Avant-Garde Movie

Some filmmakers set out to create films that challenge orthodox notion of what movies can show and how it can show it. An Experimental film is made for many reasons, they are:

- a. The film makers wish to express personal experience or view points.
- b. The film makers may also want to explore some possibilities of medium itself.

In this research, the writer only focus to animation movie as a subject. According M. Horn (2007: 4), Animation comes from the Latin word, anima. The word means “spirit”, “breath”, or “life”. Animations make drawings, paintings, paper cutouts, clay, puppet, or computer image appear to come alive. Animation movie is interested for students from kindergarten to senior high school. It can amused the viewer because animation movie grow along period of time. Movie maker made it more innovative, fun and not monotonous.

Poulson in Fitriana (2011: 41) said that animation movie is a form of media where using animation characters that are shown with simplified features

but still maintaining an ability to recognize. Cartoon animated movie is a visual communication techniques that basically are used to explain the complex, to express something that does not look and explain in detail about the movements that is performed by characters in the movie. Cartoon animated movie have characteristics that become main attraction and differentiate it from other movies (Apriawan, 2014: 17) including:

1. Illustration

Illustration is the art of drawing that used to give an explanation for a purpose or goal visually. The purpose of illustration is to explain or decorate a story.

2. Typography

Typography is a communication tool that should be able to communicate with a strong, clear and legible, combining text and images in order to become a single entity that capable of conveying a message.

3. Color

Colors can give a psychological impact, suggestion and atmosphere to the viewer. Color is a complementary image to represent the atmosphere in communication and can help bring up the particular characteristic or identity.

## **F. Teeneger**

Teeneger derived from latin *adolescence* which means grow or grow into adulthood. The term *edolescence* has wider meaning high includes mental maturity, emotianal, social and physical (Valentini and Nisfiannoor, 2006: 26). A similar statement was expressed by Santrock (2003: 26) that adolescents

(adolescence) is defined as a period of transition between childhood development and adulthood that include biological changes, cognitive, and social-emotional.

Gunarsa and Yulia explain the characteristics of teenager (2008: 219-220):

1. One of the characteristics of adolescents are emotionally volatile (unstable) because sometimes teenagers do not understand themselves, so that adolescence is a time of self.
2. They began to show resistance, especially to their parents because they begin to want live independently.
3. They began to have aspirations and dreams to be achieved.
4. At this time there is a push to try and do all acts of adults because teenagers have a high curiosity on something which makes them interest in.
5. The teenagers like to make a group in their frendship.

Teens will experience a period of physical and psychological development as follows (Monks, et al., 2001: 265):

1. Pre-puberty (12-13 years old)

Intellectual development occurs very rapid in this phase as a result, adolescents tend to be criticized (because thought he knew everything) that is often manifested in the form of defiance or disproof of parents, starting to like adults who is considered good, and make it as a "hero" or a idol.

2. Puberty (14-16 years old )

In this phase, the physical development of teenagers so prominent, they are very worried about their physical development and assume that they are

not children anymore. In this phase, teenager emotions become very unstable because the development of sexual hormones is so rapid. In addition, the teens began to understand the prestige, the appearance and attractiveness to the opposite gender. Because of the confusion they and also added by emotional that is unstable because the influence of sexual development, their feelings are unpredictable, sometimes they rude, sometimes soft, sometimes dreamy, at other times they are so cheerful. In this phase social feelings of teenagers is very stronger and they join in a group that they like and make rules by their own thoughts.

3. The end of puberty (17-18 years old)

At this time, teenagers who is be able to pass through the previous phase well, they will be able to accept destiny, either as male or female. They are also proud because their bodies are considered to determine their self esteem.

4. Adolescence (19-21 years old )

In this period, mostly teenagers have reached perfect maturation, both in terms of physical, emotional and psychological. They will learn a variety of abstract things and began to fight for an idealism that is derived from their minds. They began to realize that it is easier to criticize than living it. Their attitude towards life began to clear as the ideals, interests, talents and so on.

## **G. Movie “Frozen”**

### **1. Profil of Movie “Frozen”**

Frozen is a 2013 American 3D CGI-animated musical fantasy comedy-drama film, it created and produced at Walt Disney Animation Studios



and distributed by Walt Disney Studios Motion Pictures. The film uses the same style as *Tangled*. It is the 53rd animated feature in the Disney Animated Canon. It also features the 12th and 13th members of the Disney Princess lineup, Anna and Elsa.

Frozen underwent numerous story treatments for several years, before finally being commissioned in 2011, with screenplay written by Jennifer Lee, and both Chris Buck and she serving as directors. The film features the voices of Kristen Bell as Anna and Idina Menzel as her older sister Elsa the Snow Queen, in both speaking and singing roles, along with Jonathan Groff playing the role of mountain man Kristoff, Josh Gad as Olaf the Snowman, and Santino Fontana as Prince Hans of the Southern Isles. Christophe Beck, who had worked on Walt Disney Animation Studios' award-winning short *Paperman*, was hired to compose the film's score, while husband-and-wife songwriting team Robert Lopez and Kristen Anderson-Lopez wrote the original songs.

Frozen premiered at the El Capitan Theatre on November 19, 2013 and went into general theatrical release on November 27 in the United States, Canada and the Philippines. It was met with widespread acclaim from critics and audiences, and some film critics considered Frozen to be the best Disney animated feature film and musical since the studio's renaissance era. The film was also a commercial success; it accumulated over \$1.2 billion in worldwide box office revenue, \$400 million of which were earned in the United States and Canada and \$247 million of which were earned in Japan. It ranks as the highest-grossing animated film of all time, the fifth highest-grossing film of all

time, the highest-grossing film of 2013, and the third highest-grossing film in Japan. It is also the second highest grossing Walt Disney Studios film, after *The Avengers*. *Frozen* won two Academy Awards for Best Animated Feature and Best Original Song (“Let It Go”), the Golden Globe Award for Best Animated Feature Film, the BAFTA Award for Best Animated Film, five Annie Awards (including Best Animated Feature), and two Critics’ Choice Awards for Best Animated Feature and Best Original Song (“Let It Go”).

## 2. Synopsis of Movie “Frozen”

Elsa and Anna are two princess in the kingdom of Arendelle. That night, five year old Princess Anna is restless and tries to get her eight year old sister Princess Elsa to play with her. Elsa has magical powers, she use her magic power to create the snow. When Anna and Elsa get too excited, Elsa hurts Anna badly. Elsa is saved, but Elsa is forbidden to come out of her room until she can control her powers. However, Anna doesn’t understand why Elsa will not come out because her memory about the accident has been erased.

Ana believes that her sister has ostracized her, though they once were best friends. Tragically, Elsa and Anna’s parents die, the King and the Queen, and the gates of the castle are closed until Elsa can be crowned Queen. Elsa is thrilled about her coronation, but she’s nervous because she can’t control her powers yet.

The coronation goes well. However, when Anna meets Prince Hans and decides she wants to marry him, things get out of control. Queen Elsa doesn’t want her sister marrying someone she just met, but Anna fights with

her. This leads Elsa to become enraged. She freezes the entire kingdom and runs away when Elsa is in the mountains, she builds herself an ice castle and enjoys being able to use her powers. Anna knows that her sister needs love. She goes to find her and bring her back, putting Prince Hans in charge in the meantime. On her way to find Elsa, Anna meets Kristoff, who decides to help her.

Anna meets Olaf, a snowman that her and her sister had made when they were little, she feel hopeful of her mission to find her sister. Together, Anna, Olaf, Kristoff, and Kristoff's reindeer go through storms and snow to find Anna and show her she is loved.

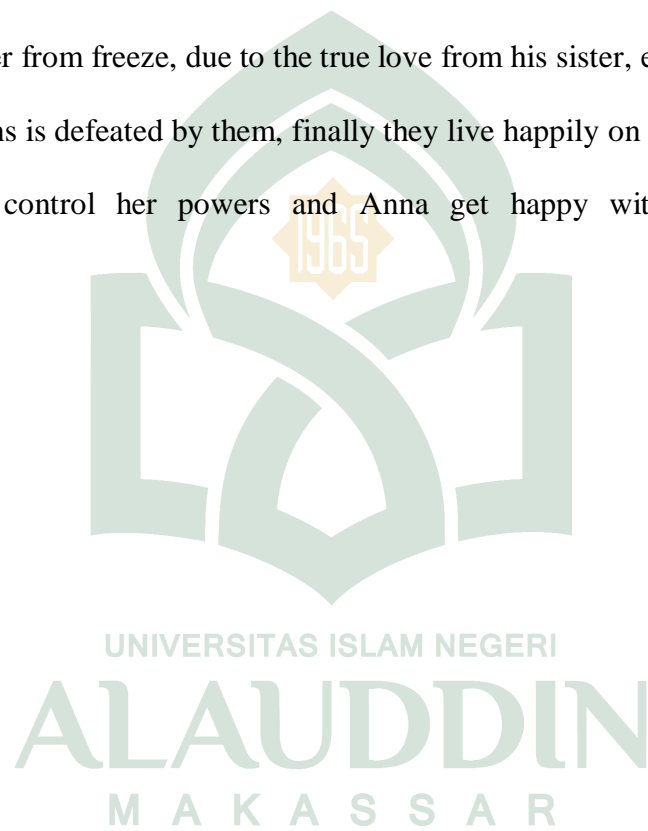
However, they get a misunderstanding and Elsa sear Anna emotionally. Also with emotions, Elsa create a giant snow to drive out Anna and Kristof. Kristof realize that there is a change in the color of Anna's hair, Ana is graying because of the magic of elsa. Kristof bring Anna to the family Troll to see the king Troll and ask him to heal Anna but the King back saying that only true love can heal her. Here, Kristof and Anna agree that Hans who could heal with his true love. Then they race against time to bring Anna back to the Castle to meet Hans. while Hans are heading to the mountains of the north to capture Queen Elsa.

Hans succeed to catch the Queen Elsa and lock her in the castle. Hans finally meet Anna, but when Anna ask for Hans to show his true love, Hans show his evil attitudes and lock Anna in the castle. But Olaf success in freeing

Anna and out to look for her true love. Similarly, Elsa can escape from the confinement also.

Hans and Elsa into a fight, Hans want to kill Elsa, Anna try to protect her but Anna froze because the magic power of Elsa when they was in the Elsa's ice castle. At that time, Elsa feet sincere love from Anna, sadly Elsa embrace Anna who have been freeze. That moment, magic happens, Anna could recover from freeze, due to the true love from his sister, elsa.

Hans is defeated by them, finally they live happily on their castle, Elsa capable of control her powers and Anna get happy with Kristof also.



## **CHAPTER III**

### **METHODOLOGY OF THE RESEARCH**

#### **A. Method of Research**

This research used descriptive quantitative method. It aims to give description about the perception of teenagers to woman characters in Movie “Frozen”. According to Sulisty (2006: 110), descriptive research is the basis for all research, Descriptive quantitative research is descriptive research where the data in the form of numbers so that can be done statistical analysis.

Sugiyono (2003: 8) states that the descriptive method is to describe the actual condition of the object of study when doing research While quantitative research (Sugiyono, 2014: 8) is a form of research where the data in the form of numbers and analyzed by using statistics.

#### **B. Population and Sample**

##### **1. Population**

According to Arikunto (2002: 109) population is the total of the research subject. It is also means the object of the research to get and collect the data. Population of this research is female students in SMPN 1 Matakali.

Total population in this school is 139 students.

##### **2. Sample**

Sample is part of the amount of characteristics possessed by population (Arikunto, 2002: 108). Sample as the part of population is the real

sources of data in a research, so that sample have to represent the characteristic of the commonly of population. In this thesis the researcher took 30% of population as sample, there were 41 studets as sample. The researcher chose the students that have been 13-15 years old and they ever watch movie “Frozen”.

### C. Instrument of the Research

This research used questionnaire to found the perception of teenagers to woman characters on Frozen Movie. Questionnaire (Sugiyono, 2014: 137) is the technique of data collection is done by giving question or a written statement to the respondents to answer.

The score of questionnaire statements applied with table Likert scale as follows:

**Table 1. Score of Likert scale**

Statement	Very Good	Good	Fair	Poor	Very Poor
Favorable	5	4	3	2	1
Unfavorabe	1	2	3	4	5

Sugiyono (2013: 93-94).

**Tabel 2****Tabel Distribution Questionnaire**

Indicator	No. Item instrument
Reception	1, 2, 3, 4, 5, 6, 7, 8, 9, 10, 11, 12.
Evaluation	13, 14, 15, 16.17, 18, 19, 20.

**D. Procedure of Collecting Data**

Data collection aims to obtain data related to the study. The procedures of collecting data in this research present in chronological as follows:

1. The researcher played movie in class room for the respondents.
2. The researcher gave questionnaire to students of SMPN 1 Matakali who become respondent. It was conducted by spreading the forms contains questions include student's perception of woman character in movie "Frozen".
3. The researcher gave 30 minutes to answer the questions and then, collected them.

**E. Technique of Data Analysis**

The following were some procedures of analyzing data:

1. Calculating the percentage

To calculate the percentage, the writer used the following formula:

$$p = \frac{fq}{n} \times 100\%$$

Where:

P : Percentage

Fq : Number of frequency

N : Number of samples (Sudjana, 1989: 45).

## 2. Calculating the mean score

To calculate the mean score, the writer used the formula as follows:

$$\bar{x} = \frac{\sum x}{N}$$

Notation:

$\bar{x}$  : Mean score

$\sum x$  : Total of the raw score

N: The number of sample (Gay, 1981: 298)

The mean score of teenagers' peception was classified into five criteria by used the formula:

$$i = \frac{R}{\text{Number of interval}}$$

$$i = \frac{NT-NR}{\text{Number of Interval}}$$

( Kriyantono, 2006: 383)

$$i = \frac{(20 \times 5) - (20 \times 1)}{5}$$

$$i = \frac{80}{5} = 16.$$



Notation :

i : Interval

R : Highest Score – Lowest Score

NT : Question x High Score

NR : Question x Low Score.

- a. > 84 to 100 is classified as strongly positive
- b. > 68 to 84 is classified as positive
- c. > 52 to 68 is classified as neutral
- d. > 36 to 52 is classified as negative
- e. 20 to 36 is classified as strongly negative.

## CHAPTER IV

### FINDING AND DISCUSSION

This chapter presents the findings and discussions of the research. Findings are divided into two points which explains about the percentage and the mean score of the data about perception of female student of SMPN 1 Matakali toward woman characters on Disney's movie "Frozen".

#### A. Findings

Data are calculated and classified according to each item (from 1 to 20) and scale (from very good to very poor). The classification data obtained on the questionnaire can be showed on the tables below:

**Table 3**

**Item 1: Perception about Movie "Frozen"**

No	Opinion	Frequency (N)	Percentage (%)
1	Very good	39	95%
2	Good	0	0%
3	Fair	0	0%
4	Poor	2	5%
5	Very poor	0	0%
	Total	41	100%

This item is about the respondents' perception on movie "Frozen". The result indicates that twenty nine (95%) out of 41 respondents chose "very good" and two (5%) chose "poor", none of the 41 respondents chose "good", "fair" and "very poor" with the statement that The perception about Movie "Frozen". This finding means that most of the respondents have good perception toward the movie.

**Table 4****Item 2:** Perception about plot and setting of movie “Frozen”

No	Opinion	Frequency (N)	Percentage (%)
1	Very good	21	52%
2	Good	12	29%
3	Fair	1	2%
4	Poor	7	17%
5	Very poor	0	0%
	Total	41	100%

This item is about the respondents’ perception toward movie “Frozen”. The statement was I watch movie “Frozen” because it is famous movie. The result indicates that from 41 respondents, twenty one (52%) chose “Very good”, 12 (29%) chose “Good”, one (2%) chose “Fair”, seven (17%) chose “Poor” and none of respondents chose “Very poor”. Based on the data above, most of the respondents state that the existence of movie “Frozen” is very good movie.

**Table 5****Item 3:** Perception about the appearance of woman characters on movie “Frozen” in modernity

No	Opinion	Frequency (N)	Percentage (%)
1	Very good	1	2%
2	Good	35	86%
3	Fair	1	2%
4	Poor	4	10%
5	Very poor	0	0%
	Total	41	100%

This item is about the respondents’ perception toward the appearance of woman characters on Frozen, the result indicates that one (2%) respondents chose “Very good”, thirty five (86%) chose “Good”, one (2%) chose “Fair”, four (10%)

chose “Poor” and none for “Very poor” from 41 respondents. By see the finding, it means that most of the respondents have good perception for the appearance of woman characters on movie “Frozen” in modernity.

**Table 6**

**Item 4:** Perception about Anna’s character who always happy

No	Opinion	Frequency (N)	Percentage (%)
1	Very good	10	24%
2	Good	16	40%
3	Fair	1	2%
4	Poor	14	34%
5	Very poor	0	0%
	Total	41	100%

This item is also about the respondents’ perception toward Anna’s character on movie “Frozen”. The result indicates that ten (24%) out of 41 respondents chose “Very good”, sixteen (40%) chose “Good”, one (2%) chose “Fair”, fourteen (34%) chose “Poor” and none of the 41 respondents chose “Very poor”. This finding means that most of the respondents like Anna’s character who always happy.

**Table 7**

**Item 5:** Elsa’s character in maturity

No	Opinion	Frequency (N)	Percentage (%)
1	Very good	29	71%
2	Good	12	29%
3	Fair	0	0%
4	Poor	0	0%
5	Very Poor	0	0%
	Total	41	100%

This item is still about the respondents' perception on movie "Frozen". From the answer of 41 respondents, the result indicates that twenty nine (71%) chose "Very good", twelve (29%) chose "Good" and none of the respondents chose "Fair", "Poor" and "Very poor". This finding means that most of the respondents have very good and good perception for Anna's character in maturity.

**Table 8**

**Item 6: Anna's character in carelessness**

No	Opinion	Frequency (N)	Percentage (%)
1	Very good	4	10%
2	Good	5	12%
3	Fair	1	2%
4	Poor	9	22%
5	Very Poor	22	54%
	Total	41	100%

This item is still about the respondents' perception on movie "Frozen" about Anna's character. The result found that twenty two (54%) out of 41 respondents chose "Very poor", nine (22%) chose "Poor", just one (2%) chose "Fair", five (12%) chose "Good" and four (10%) chose "Very good". This finding indicates that most the respondents have bad perception for Anna's character in carelessness.

**Table 9**

**Item 7: Perception about Anna's character who is childish**

No	Opinion	Frequency (N)	Percentage (%)
1	Very good	3	7%
2	Good	11	27%

3	Fair	0	0%
4	Poor	13	32%
5	Very poor	14	34%
	Total	41	100%

This item is still about the respondents' perception on movie "Frozen" about Anna's character. From the answer of 41 respondents, the result indicates that fourteen (34%) chose "Very Bad", thirteen (32%) chose "Bad", none chose "Fair", eleven (27%) chose "Good" and three (7%) chose "Very good". This finding means that most of the respondents have bad perception for Anna's character who is childish.

**Table 10**

**Item 8: Elsa's character in responsibility**

No	Opinion	Frequency (N)	Percentage (%)
1	Very good	9	22%
2	Good	19	46%
3	Fair	1	2%
4	Poor	6	15%
5	Very poor	6	15%
	Total	41	100%

This item also about the respondents' perception toward Elsa's characters on Movie "Frozen". The result indicates that nine (22%) of respondents chose "Strongly Agree", nineteen (46%) chose "Agree", one (2%) chose "Undecided", six (15%) chose "Disagree" and six (15%) chose "Strongly Disagree" from 41 respondents. By see the finding, it means that most of the respondents perceive that Anna is responsible.

**Table 11****Item 9:** Perception about Elsa's attitude as a queen

No	Opinion	Frequency (N)	Percentage (%)
1	Very good	18	43%
2	Good	16	40%
3	Fair	0	0%
4	Poor	6	15%
5	Very poor	1	2%
	Total	41	100%

This item is about the respondents' perception toward Elsa's character on movie "Frozen". The result indicates that eighteen (43%) out of 41 respondents chose "Very good", sixteen (40%) chose "Good", none chose "Fair" and six (15%) chose "Poor" and one (2%) chose "Very poor". By see the data, it can be conclude that attitude of Elsa as queen got very good perception from most of respondents.

**Table 12****Item 10:** Perception about Anna's attitude as a princess

No	Opinion	Frequency (N)	Percentage (%)
1	Very good	5	12%
2	Good	23	56%
3	Fair	2	5%
4	Poor	8	20%
5	Very poor	3	7%
	Total	41	100%

This item also about the respondents' perception toward Anna's character on Movie "Frozen". Based on the data, five (12%) respondents chose "Very good", twenty three (56%) chose "Good" , two (5%) chose "Fair", eight (20%)

chose “Poor” and three (7%) chose “Very poor”. By see the finding, it means that most of respondents perceive that Anna has good attitude as princess.

**Table 13**

**Item 11:** Elsa’s character who is calm

No	Opinion	Frequency (N)	Percentage (%)
1	Very good	10	24%
2	Good	25	62%
3	Fair	1	2%
4	Poor	4	10%
5	Very poor	1	2%
	Total	41	100%

This item is about the respondents’ perception toward woman character on movie “Frozen” with the statement that Anna’s character who is calm. The result indicates that ten (24%) out of 41 respondents chose “Very good”, twenty five (62%) chose “Good”, one (2%) chose “Fair”, four (10%) chose “Poor” and one (2%) “Very poor”.

UNIVERSITAS ISLAM NEGERI

**Table 14**

**Item 12:** Anna’s character in trust

No	Opinion	Frequency (N)	Percentage (%)
1	Very good	4	10%
2	Good	9	22%
3	Fair	3	7%
4	Poor	13	32%
5	Very poor	12	29%
	Total	41	100%

This item is about Anna’s character on movie “Frozen”. The result indicates that twelve (29%) out of 41 respondents chose “Very poor”, thirteen



(32%) chose “Poor”, three (7%) chose “Fair”, nine (22%) chose “Poor” and four (10%) chose “Very poor”. It can be concluded that most of respondents think that Anna is bad in trust.

**Table 15**

**Item 13:** Carefulness of woman characters of Movie “Frozen” in choosing partner life

No	Opinion	Frequency (N)	Percentage (%)
1	Very good	27	66%
2	Good	9	22%
3	Fair	3	7%
4	Poor	2	5%
5	Very poor	0	0%
	Total	41	100%

This item about the respondents’ perception after see woman characters on movie “frozen”. The result indicates that twenty seven (66%) chose “Very good”, nine (22%) chose “Good”, three (7%) chose “Fair”, 2 (5%) chose “Poor” and none of 41 respondents chose “Very poor”. By see the data, it can be conclude that most of the respondents think that carefulness of woman characters of Movie “Frozen” in choosing partner life is very good.

**Table 16**

**Item 14:** Perception about true love in family from women character on Frozen

No	Opinion	Frequency (N)	Percentage (%)
1	Very good	32	78%
2	Good	5	12%
3	Fair	0	%
4	Poor	4	10%
5	Very poor	0	0%
	Total	41	100%

This item still about the respondents' perception toward woman characters on Frozen. The result indicates that from 41 respondents, thirty two (78%) chose "Very good", five (12%) chose "Good", none of 41 respondents chose "Fair", four (10%) chose "Poor" and also none chose "Very poor". This finding means that the respondents find that true love not only about boy and girl but also about Family.

**Table 17**

**Item 15:** Problem solving of women character on movie "Frozen"

No	Opinion	Frequency (N)	Percentage (%)
1	Very good	3	7%
2	Good	19	47%
3	Fair	3	7%
4	Poor	7	17%
5	Very poor	9	22%
	Total	41	100%

This item is about the respondents' perception toward women character on movie "Frozen". The result indicates that from 41 respondents, three (7%) chose "Strongly Agree", nineteen (47%) chose "Agree", three (7%) chose "Undecided", seven (17%) chose "Disagree", and nine (22%) chose "Strongly Disagree". This finding indicates that the way of women characters on Frozen to solve the problem get good perception from the respondents.

**Table 18**

**Item 16:** Perception about Elsa and Anna's characters

No	Opinion	Frequency (N)	Percentage (%)
----	---------	---------------	----------------

1	Very good	14	34%
2	Good	20	49%
3	Fair	2	5%
4	Poor	5	12%
5	Very poor	0	0%
	Total	41	100%

This item is about the respondents' perception toward Characters of Elsa And Anna on movie "Frozen". Most of respondents like both of them by see the data that none of the 41 respondents chose "Very poor" while five (12%) chose "Poor", two (5) chose "Fair", twenty (49%) chose "Good", and 14 (34%) chose "Very food".

**Table 19**

**Item 17: Women's leadership Of Movie "Frozen"**

No	Opinion	Frequency (N)	Percentage (%)
1	Very good	9	22%
2	Good	23	56%
3	Fair	0	0%
4	Poor	7	17%
5	Very Poor	2	5%
	Total	41	100%

This item about the respondents' perception after see woman characters on movie "frozen". The result indicates that women in leadership on the movie get good perception according to most of respondents, it is based on the data that nine (22%) chose "Very good", twenty three (56%) chose "Good", none chose "Fair", seven (17%) chose "Poor" and two (5%) chose "Very poor".

**Table 20****Item 18:** Perception about feminism from women characters on Movie “Frozen”

No	Opinion	Frequency (N)	Percentage (%)
1	Very Good	4	10%
2	Good	20	48%
3	Fair	4	10%
4	Poor	8	20%
5	Very poor	5	12%
	Total	41	100%

This item about the respondents’ perception after see woman characters on movie “frozen”. The data show that from 41 respondents, five (12%) chose “Very poor”, eight (20%) chose four (10%) chose “Poor”, four (10%) chose “Fair”, twenty (48%) chose “Good” and 4 (10%) chose “Very good”. It show that most of the respondents have good perception about feminism on the Movie.

**Table 21****Item 19:** Selectivity in choosing friends of woman characters on movie “Frozen”

No	Opinion	Frequency (N)	Percentage (%)
1	Very good	18	43%
2	Good	17	42%
3	Fair	6	15%
4	Poor	0	0%
5	Very poor	0	0%
	Total	41	100%

This item is about the respondents’ perception toward woman characters on Frozen. The result indicates that eighteen (43) of 41 respondents chose “Very good”, seventeen (42%) chose “Good”, six (15%) chose “Fair” and none of 41

respondents chose “Poor” and “Very Poor”. It can be concluded that most of respondents realize that they have to selective in choosing friends.

**Table 22**

**Item 20:** Perception about the kinship of women’s character on Frozen

No	Opinion	Frequency (N)	Percentage (%)
1	Very good	27	66%
2	Good	13	32%
3	Fair	0	0%
4	Poor	1	2%
5	Very poor	0	0%
	Total	41	100%

This item is about the respondents’ perception toward woman characters on Frozen. The result indicates that twenty seven of the 41 respondents chose “Very good”, thirteen (8%) chose “Good”, none out of 41 respondents chose “Fair”, 1 (2%) chose “Poor” and also none of the respondents chose “Very poor”. This finding means that most of the respondents that their perception is very good for the kinship of woman characters on the Movie.

The researcher got the mean score by use Gay’s formula , as follow:

$$\begin{aligned} \bar{x} &= \frac{\sum x}{N} \\ &= \frac{2856}{41} \\ &= 70 \end{aligned}$$

The researcher has divided between the total score of questionnaire with the total number of sample. In this case,  $\sum x$  is total of the raw score (2856),  $N$  is

number of samples or female students in this research (41) and  $X$  is mean score of the students' questionnaire (70). It is indicated as positive perception.

## **B. Discussion**

Discussion is needed to see the discoveries that are considered attractive and is used to draw conclusions about the perception of teenagers toward woman characters in "Frozen". Audiences in this study were teenager girls who watched the movie primarily for entertainment. Then, contained the formative and educative functions of movie.

Perception is our understanding of what we experience, our interpretation of what we see and hear that is affected by a combination of past experiences, circumstances, and psychological that really the same. For everyone, what is perceived by them, that is reality (Effendy, 1992: 48). Perception is part of the overall process that produces a response after applying a stimulus to humans.

In this research, what became the object is woman character in the movie "Frozen" that is received by the five senses. The respondents received stimuli then continued with identification that was begun by giving attention. As result, majority of the respondents indicated that most of them (95% of the respondents) perceive Movie "Frozen" as good in item 1, it also can be seen in item 2 where 81% of the respondents see that the existence of movie "Frozen" as one of Disney's Movie as good and Also in item 3 where 86% of the respondents get that perception about appearance of woman characters on movie "Frozen" in modernity as good also. it means that they like to watch "Frozen" because it was an interesting and famous movie.

After giving attention, the respondents got understanding by remembering what happened in the movie especially for woman characters. In this level, the receiver selected the stimuli and gave meaning for that. It can be seen on some items, the first is the item for Anna's Character. We can see the item 4 shows 64% of the respondents perceived Anna's character who always happy as very good and good. Moreover, item 10 shows that there are 68% of the respondent see that Anna's attitude as a princess got good perception from them. On the other hand, most of respondents dislike to Anna's characters who are childish, careless and easy to believe in new people. This is showed in item 7, 6 and 12, where 66 % of the respondent perceived as poor and very poor for Anna's character who is childish, 76 % of the respondent perceived Anna's character in carefully as poor, 61 % of the respondent perceived as poor for Anna's character in trust. The second is about Elsa's character, for some items majority of the respondents indicated that Elsa has positive point of view from the respondent. This is seen in item 5 where all of respondents have good perception for Elsa's character in maturity. The similar results also can be shown in item 8 for the statement "Elsa's character in responsibility" where 68% of the respondent perceived it as very good and good. Elsa has positive point of view is showed also in item 9 where 83% of the respondent have good perception about Elsa's attitude as a queen. on the other hand, in item 11, 86 % of the respondent perceived Elsa's character who is closed as poor and very poor.

After knowing or learning something, the subject can also demonstrate or produce what is got from the object as reaction from some actions that had been

seen by the teenagers, the respondents gave meaning to them about how woman should be and what the good attitude and the bad one were. Based on the data, majority of the respondents got understanding about some thing that was shown from womans character on Movie “Frozen”, this can seen in item 17 that 78% of the respondent perceived women’s leadership Of Movie “Frozen” As good, it means that according to the respondents, woman can be a leader. Further, the statement of item 18 “Perception about feminism from women characters on Movie “Frozen””, shows that 58% of respondent perceived as very good and good with it. Then, 54% of respondent perseived as very good and good with item 15 about Problem solving of women character on movie “Frozen”, it is based on the Movie that the respondentthat have seen where the problem will be easy if we share with the others. moreover, item 14 shows that most of respondents (90%) perceived as very good and good about true love from women character on Frozen, it means that teenegers got the true love not only in boy but also in family, Selectivity in choosing friends of woman characters on movie “Frozen” (85% Of respondents chose very good and good for item19) and about the kinship of women’s character on Frozen, majority of respondents have very good perception for it (98% Of respondents chose very good and good for item 20).

After calculating the data by using Gay’s formula, where total score of questionnaire was divided with the total number of sample, so the mean score respondents’ perceptions toward woman characters on Disney’s movie “frozen” was 70 (see in appendix). This based on the result of mean score, it indicates that the perceptions of female students of SMPN 1 matakali toward woman characters



on Disney movie “Frozen” are classified as positive perception toward woman characters on the movie.

Further, the perception of the respondents were influenced by functional factors (internal factors) namely attention, physiological, interest, experiences and memories and learning process . For attention, the respondents gave their attention to the movie because it was famous and talked about woman. In physiological side, the majority of respondents can distinguish between good behavior and bad behavior that was shown by woman characters in Movie “Frozen”. Good behavior included mature, independent, responsible, cheerful, compassionate and patient, while bad behavior include careless, childish and easy to believe in someone new. Then, for interest, respondents were attracted to the movie “Frozen” because it accentuated woman characters that was accordance with the respondents, the movie also show funny scenes but has a romantic elements that add the interest of respondents. While, for experiences and memories, respondents remembered and linked the experience that they had acquired in accordance with the values in society with what they had seen on the movie. Then for Learning Process, respondents made the Frozen movie as a learning process, they get a new understanding of how women should be. Based on the analysis above, the researcher can conclude that respondents perceived that most of them interested on movie “Frozen”, they like Elsa’s and Anna’s character (item 16) and they got some positive things from women characters on the movie.

## **CHAPTER V**

### **CONCLUSION AND SUGGESTION**

This chapter provides conclusion and suggestion. After analyzing the data about perception of teenagers (female students) toward woman characters on Disney's movie "Frozen", the writer presents conclusion and suggestions.

#### **A. Conclusion**

Based on the result of the research that had been done, the researcher concluded that the perception of female students toward woman characters on movie "Frozen" with perception process, namely, selection, interpretation and reaction. this research showed that most of students are interested in movie "Frozen", they like Elsa's and Anna's character and they perceived woman characters on Disney's Movie as good perception who are independent, responsible, cheerful, compassionate and patient, while they also perceived as poor who are careless, childish and easy to believe in someone new. The mean score of female students' perception was 70. This score was classified as positive perception. The perception of the respondents was influenced by functional factors (internal factors) namely, attention, physiological, interest, experinces and memories and learning process.

#### **B. Suggestion**

Based on the conclusion above, there writer gives some suggestions as follows:

1. The researcher expects this writing can be useful for future research as a reference. Basically, there are many things that can be analyzed on movie

"Frozen" but this research just focused on the perception of female students toward woman characters only, then the researcher hope for further research can develop this study.

2. The researcher took female students as sample, the researcher expect for the next researcher who wants to conduct similar research by taking both of male and female as sample to be used as a comparison.



## BIBLIOGRAPHY

- Adediwura, A and Tayo, Bada. 2007. *Perception of Teacher Knowledge, Attitude, and Teaching Skills as Predictor of Academic Performance in Nigerian Secondary Schools*. Educational Research and Review.
- Allen, Robert C and Gomery, D. 1993. *Film History: Theory and Practice*. New York: Mc Graw Hill.
- Apriawan, Zikri. 2014. *Persepsi Siswa pada Penokohan Film Kartun Spongebob Squarepants*. University of Bengkulu. (Thesis).
- Ardianto, Elvinaro and Lukiyati Komala Erdinaya. 2007. *Komunikasi Massa Suatu Pengantar (cetakan III)*. Bandung, PT. Remaja Rosdakarya
- Roberts, Edgar. V. 1983. *Writing Themes about Literature*. New Jersey: Prentice Hall, Inc.
- Barens, Linda V. 1999. *Dynamics of Personality Type: Understanding and Applying Jung's Cognitive*. USA.
- Bordwell, David and Thompson, Kristin. 1997. *Film Art*. New York: The McGrawhill Companies, inc.
- Depdikbud, 1994. *Petunjuk Pelaksanaan Proses Pembelajaran Mengajar*, Jakarta: Depdikbud.
- Effendy, Onong Uchjana. 1986. *Dinamika Komunikasi*. Bandung: Remadja Karya CV..
- Fitriana, Nafik. 2011. *The Use of Animation Movies to Improve Students' Writing Skills of Narrative Text*. (Thesis).
- Franco, Eli. 1994. *Perception, Knowledge and Disbelief: A Study of Jayarasi's Scepticism*. Second Edition; Delhi.
- Ford, E. A. & Mitchell D. C. 2004. *The makeover in movies*. North Carolina: McFarland, and company, inc publisher.
- Gay, L. R. (1981) *Educational Research: Competencies for Analysis and Application. Second Edition*. Columbus: Charles E. Merrill Publishing
- Gerber, George; Gross, Larry, Morgan, Michael, & Signorielle, Nancy. 1980. *The "mainstreaming" of America: Violence profile No. 11. Journal of Communication*.

- Habibuddin, Fazri. 2013. *Persepsi Remaja terhadap Tayangan Ups Salah di Trans 7*. Jakarta. Mercu Buana University. (Thesis).
- Horn, M. G . 2007. *Movie animation*. USA: Gareth Stevens Publishing.
- Kartono, Kartini and Dalil Gula. 1986. *Festival Film Indonesia*. Jakarta; departement penerangan RI.
- Kosasih, E. 2012. *Dasar-dasar Keterampilan Bersastra*. Bandung: Yrama Widya.
- Kriyantono, Rachmat. 2006. *Teknik Praktis Riset Komunikasi*. Jakarta. Kencana Prenada Media Group.
- Likert, Rensis. 1932. *A Technique for the Measurement of Attitudes, Archives of Psycholog.*
- Marrin , West. 2006. *Altered Perceptions: Addressing the Real Water Crises*. First Edition; Bloominton, Indiana.
- McGinnis, Jon. 2010. *Avicenna*.
- Mariah, Neng Desiy. 2009. *The perception of student of SMAN 1 Sukaresmi toward movie “ doa yang mengancam”*. Jakarta. UIN Syarif Hidayatullah. (Thesis).
- Nurgiyantoro, Burhan. 2005. *Sastra Anak*. Yogyakarta: Gadjah Mada University.
- Nurgiyantoro, Burhan. 2009. *Teori Pengkajian Fiksi*. Yogyakarta: Gadjah Mada University.
- Plessis, Susan Du. 2006. *Four Cognitive Skills for Successful Learning*. Retrieved from (<http://www.articledashboard.com>)
- Purwa, Juita E J. 2009. *Persepsi Mahasiswa terhadap Profesi Geisha dalam Film “Memoirs Of Geisha”*. Medan . University of Sumatera Utara. (Thesis).
- Rakhmat, Jalaludin. 2005. *Psikologi Komunikasi*. Bandung: PT. Remaja Karya.
- Ruch, Floyd L. 1959. *Psychology and Life* (5th ed). Chicago: Scott, Foresman and Compan.
- Sari, Rima Andriani. 2013. *Students’ Perception toward Their Reading Difficulties of Different Genres*. Thesis.
- Shaffer, J. C. 2010. *Discovering The magic Kingdom: An Unofficial Disneyland Vacation Guide*. USA: Author House.

- Arikunto, Suharsimi. 2010. *Prosedur Penelitian : Suatu Pendekatan Praktik*. Jakarta: Rineka Cipta.
- Sugiyono. 2011. *Metode Penelitian Kuantitatif, Kualitatif dan R & D*. Bandung: Alfabeta.
- Sugiyono. 2013. *Metode Penelitian Kuantitatif Kualitatif*. Thirteenth Edition; Jakarta: Gramedia Pustaka Utama.
- Sugiyono. 2003. *Metode Penelitian Bisnis*. Cetakan Kelima, CV Alfabeta, Bandung.
- Sulistiyo, Basuki. 2006. *Metode Penelitian*. Jakarta: Wedatama widya sastra.
- Tonn, Theresa. 2008. *Disney's Influence on Females Perception of Gender and Love*. University of Wisconsin Stout. (Thesis).
- O'Brien, P.C. 1996. *The happiest films on earth: A textual and contextual analysis of Walt Disney's Cinderella and The Little Mermaid*. *Women's Studies in Communication*.
- Orenstein, P. 2006. *What's wrong with Cinderella?* *New York Times Magazine*. Retrieved from <http://www.nytimes.com/2006/>.
- Villa, M. Z. 2013. *Konsep Diri Anak Penonton Barbie dan Bukan Penonton Barbie*.
- Wellek, Rene and Austin Warren. 2013. *Teori Kesusastraan*. Jakarta: Gramedia Pustaka Utama.
- Wijayanto, Asul. 2007. *Terampil Bermain Drama*. Jakarta: Grasindo.
- Wynns, Scarlet L. and Rosenfeld, Lawrence B. 2003. *Father-daughter relationships in Disney's animated films*, *Southern Communication Journal*.
- Yulianti. 2013. *A Descriptive Analysis of Students' Perceptions towards Teacher's Talk in English Classroom*. STAIN Salatiga. (Thesis).
- <http://disney.wikia.com/wiki/Frozen> at 21.10

## BIOGRAPHY



The writer, ULFAHANY or usually called Ulpa or Hany. She is the first child of Agussalim and Hj. Ridwana who was born in Matakali 24<sup>th</sup> 1993. She has one brother, Asritajdid and no sister. In 1999, She started her education in SDN 001 Matakali and graduated in 2005. She continued her study in SMPN 1 Matakali and graduated in 2008. Then, she continued her education in SMAN 1 Polewali and graduated in 2011. Then, she was accepted as a student in English and Literature Department, Faculty of Adab and Humanities, State Islamic University of Alauddin Makassar.

UNIVERSITAS ISLAM NEGERI  
**ALAUDDIN**  
M A K A S S A R

# Appendices





## QUESTIONNAIRE

Name :

Age :

Address :

Class :

Give tick (√) in the column which suitable with your answer in every statement. Before answering or filling, please read and understand the information below and also be honest!

SA : Very Good (5 point)

A : Good (4 point)

UND : Fair (3 point)

D : Poor (2 point)

SD : Very Poor (1 point)

No	Indikator	Statement	Verry Good	Good	Fair	Poor	Very Poor
1.	Reception	The perception about Movie "Frozen"					
		Perception about plot and setting of movie "Frozen"					
		Perception about appearance of woman characters on movie "Frozen" in modernity					
		Perception about Anna's character					

		who always happy					
		Elsa's character in maturity					
		Anna's character in carefully					
		perception about Anna's character who is childish					
		Elsa's character in responsibility					
		Perception about Elsa's attitude as a queen					
		Perception about Anna's attitude as a princess					
		Elsa's character who is closed					
		Anna's character in trust					
2.	Evaluation	Carefulness of woman characters of Movie "Frozen" in choosing partner life					
		Understanding about true love from women character on Frozen					
		Problem solving of women character on movie "Frozen"					
		Perception about Elsa and Anna's					

		characters					
		Women's leadership Of Movie "Frozen"					
		Perception about feminism from women characters on Movie "Frozen"					
		Selectivity in choosing friends of woman characters on movie "Frozen"					
		Perception about the kinship of women's character on Frozen					



UNIVERSITAS ISLAM NEGERI  
**ALAUDDIN**  
M A K A S S A R

No	Sample	Number of Questionnaire																				Σ
		Reception												Evaluation								
		1	2	3	4	5	6	7	8	9	10	11	12	13	14	15	16	17	18	19	20	
		+	+	-	+	+	-	-	-	+	-	-	-	+	+	+	-	-	-	+	+	
1	A1	5	5	2	5	5	5	4	4	5	4	2	1	5	5	3	4	4	4	5	5	82
2	A2	5	2	2	4	4	1	2	4	5	2	2	1	5	5	5	4	5	2	4	4	70
3	A3	5	2	2	4	4	1	2	4	4	4	1	1	5	5	4	4	5	5	4	4	64
4	A4	5	4	4	3	5	4	4	3	4	3	4	5	5	4	4	3	4	4	4	2	62
5	A5	5	5	2	5	5	5	5	4	4	5	1	3	3	3	1	5	5	3	5	5	63
6	A6	5	5	2	5	5	5	5	4	4	5	1	3	3	5	1	1	5	1	3	5	63
7	A7	5	5	2	5	5	5	5	4	4	5	1	3	3	5	1	5	5	3	4	5	62
8	A8	5	5	4	4	5	4	4	5	5	3	4	2	5	2	4	3	2	4	4	5	75
9	A9	5	4	2	4	5	1	2	5	5	4	1	4	5	5	1	4	1	2	5	5	76
10	A10	5	4	2	2	5	1	2	5	5	4	1	4	5	5	1	4	1	2	5	5	73
11	A11	5	5	2	2	5	1	2	5	4	4	1	4	5	5	1	5	2	4	4	5	73
12	A12	5	2	3	4	5	1	2	2	4	4	2	2	4	4	4	4	5	2	4	4	67
13	A13	5	5	4	2	5	2	1	4	5	5	2	2	5	5	4	5	4	1	5	4	73
14	A14	5	5	2	2	5	1	1	4	5	4	2	1	5	5	5	4	4	4	5	5	72
15	A15	5	2	2	2	4	1	2	4	4	2	2	5	5	5	2	5	2	1	4	4	69
16	A16	5	2	2	4	5	4	4	4	4	4	2	4	4	2	2	4	4	1	4	4	64
17	A17	5	2	4	4	4	4	4	5	4	5	2	5	5	5	2	5	2	1	4	4	64
18	A18	5	5	2	5	5	1	1	1	2	4	2	1	5	5	3	4	4	4	5	5	77
19	A19	5	5	2	4	4	1	1	1	2	4	2	1	5	5	4	4	4	4	5	5	74
20	A20	2	5	2	2	5	1	1	1	5	1	4	1	5	5	1	5	5	1	5	5	82
21	A21	5	5	2	4	4	2	2	1	4	1	2	2	5	5	2	4	4	2	5	5	80
22	A22	5	5	2	4	5	1	1	4	5	1	2	2	2	2	2	2	5	4	4	5	73
23	A23	5	3	2	4	4	4	2	2	4	2	3	2	5	5	3	5	4	3	4	5	71
24	A24	5	5	2	4	5	1	1	4	5	4	2	2	5	2	4	2	5	4	5	5	72
25	A25	5	5	2	2	5	1	1	4	5	4	2	1	5	5	4	4	4	2	5	5	73
26	A26	5	5	2	2	5	1	1	4	5	4	2	1	5	5	4	4	4	2	5	5	73
27	A27	5	4	2	2	4	2	2	4	5	4	2	2	4	4	4	4	4	4	4	5	65
28	A28	5	4	2	2	4	2	4	2	2	4	2	2	4	5	4	4	4	4	2	4	73
29	A29	5	4	2	2	4	2	4	2	2	4	2	2	4	5	4	4	4	4	2	4	60
30	A30	5	5	2	5	5	5	5	5	2	2	2	5	5	5	5	2	2	2	2	5	76
31	A31	5	5	2	5	5	5	2	2	4	2	2	2	5	5	5	2	4	2	1	5	70
32	A32	5	5	2	5	5	5	5	5	2	2	4	5	5	2	4	4	2	4	2	5	78
33	A33	5	4	2	2	5	2	5	2	5	4	2	2	5	5	5	4	5	4	1	4	73
34	A34	5	4	5	4	4	5	5	4	5	4	5	2	5	4	5	4	5	4	2	4	85
35	A35	5	5	2	5	5	4	4	1	5	4	2	1	4	2	4	2	2	1	4	5	67
36	A36	5	4	2	5	5	3	4	4	5	4	2	4	4	2	4	2	2	2	2	5	70
37	A37	5	2	2	4	5	4	2	2	4	4	1	2	4	4	4	2	4	1	4	5	65
38	A38	5	4	2	2	4	4	2	4	2	2	2	4	4	2	4	2	2	2	2	5	60
39	A39	5	4	2	2	4	4	2	1	4	2	2	4	4	2	5	2	2	1	2	5	59
40	A40	5	4	2	4	5	5	2	1	4	2	1	4	5	4	5	2	2	1	2	5	65
41	A41	5	4	2	4	5	5	2	1	1	2	1	2	2	4	5	2	1	1	1	5	55
Σ		2868																				
X		69,6585365853659 = 70																				