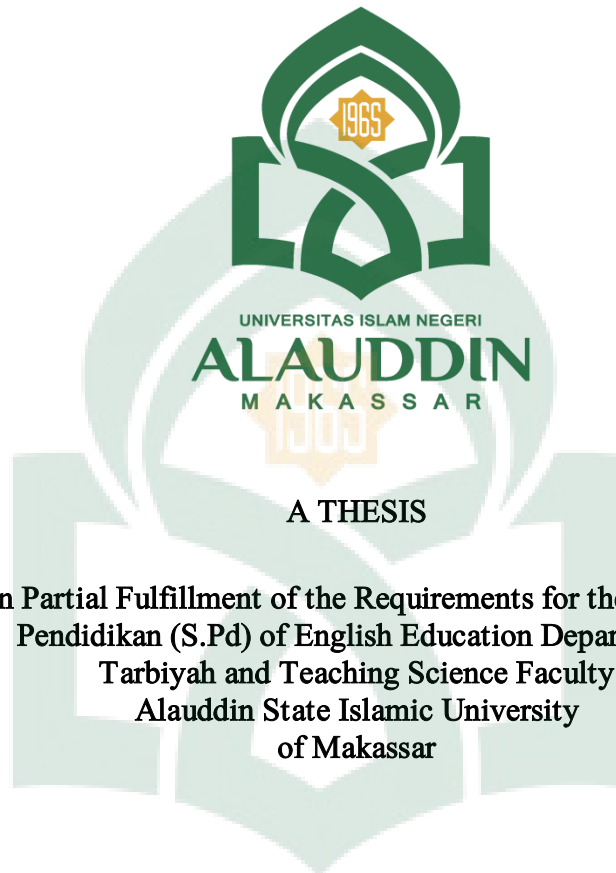


**The Use of Music Video Toward the First Grade Students' Vocabulary
Mastery at Islamic Senior High School of Muhammadiyah Bantaeng**



A THESIS

**Submitted in Partial Fulfillment of the Requirements for the Degree of Sarjana
Pendidikan (S.Pd) of English Education Department
Tarbiyah and Teaching Science Faculty
Alauddin State Islamic University
of Makassar**

By:

ELASARI

Reg. Number: 20400115020

**ENGLISH EDUCATION DEPARTMENT
TARBIYAH AND TEACHING SCIENCE FACULTY
ALAUDDIN STATE ISLAMIC UNIVERSITY OF MAKASSAR
2020**

PERNYATAAN KEASLIAN SKRIPSI

Dengan penuh kesadaran, penulis yang bertanda tangan di bawah ini:

Nama : Elasari
NIM : 20400115020
Tempat/Tgl. Lahir : Bantaeng, 12 Juni 1996
Jur/Prodi/Konsentrasi : Pendidikan Bahasa Inggris
Fakultas/Program : Tarbiyah dan Keguruan
Alamat : Samata Gowa
Judul : The Use of Music Video Toward the Students'
Vocabulary Mastery at the First Grade Students of
Islamic Senior High School of Muhammadiyah Bantaeng

Menyatakan dengan sesungguhnya dan penuh kesadaran bahwa skripsi ini benar adalah hasil karya sendiri. Jika dikemudian hari terbukti bahwa ia merupakan duplikat, tiruan, plagiat, atau dibuat oleh orang lain, sebagian atau seluruhnya, maka skripsi dan gelar yang diperoleh karenanya batal demi hukum.

Gowa, 11 Maret 2020

Penulis,



Elasari
NIM. 20400115020

PERSETUJUAN PEMBIMBING



Pembimbing penulisan skripsi saudara, **Elasari**, NIM:20400115020, Mahasiswa Jurusan Pendidikan Bahasa Inggris pada Fakultas Tarbiyah dan Keguruan UIN Alauddin Makassar, setelah dengan seksama meneliti dan mengoreksi skripsi yang bersangkutan dengan judul **“The Use of Music Video to Improve the Students’ Vocabulary Mastery at the First Grade Students of Islamic Senior High School of Muhammadiyah Bantaeng”** memandang bahwa skripsi tersebut telah memenuhi syarat-syarat ilmiah dan dapat disetujui untuk diajukan ke sidang munaqasyah.

Demikian persetujuan ini diberikan untuk proses selanjutnya.

Gowa, 29 - 01 - 2020

Pembimbing I

Pembimbing II


Dr. Hj. Djuwairiah Ahmad, M.Pd., M.TESOL. 
NIP. 19700619 199403 2 001 NUPN. 9920100351

ALAUDDIN
M A K A S S A R

PENGESAHAN SKRIPSI

Skripsi berjudul “*The Use of Music Video Toward the First Grade Students’ Vocabulary Mastery at Islamic Senior High School of Muhammadiyah Bantaeng*”, yang disusun oleh **Elasari**, NIM **20400115020**, mahasiswa Jurusan Pendidikan Bahasa Inggris Fakultas Tarbiyah dan Keguruan UIN Alauddin Makassar, telah diuji dan dipertahankan dalam sidang munaqasyah yang diselenggarakan pada hari Rabu, tanggal **12 Februari 2020 M**, bertepatan dengan tanggal **18 Jumadil Akhir 1441 H**, dinyatakan telah dapat diterima sebagai salah satu syarat untuk memperoleh gelar Sarjana dalam Ilmu Pendidikan, Jurusan Pendidikan Bahasa Inggris dengan beberapa perbaikan.

Gowa, 12 Februari 2020 M
18 Jumadil Akhir 1441 H.

DEWAN PENGUJI:

Nomor SK Munaqasyah: 571 Tertanggal 30 Januari Tahun 2020

Ketua Sidang	: Dra. Hj. St. Azisah, M.Ed.St., Ph.D	(.....)
Sekretaris Sidang	: Dr. Sitti Nurpahmi, S.Pd., M.Pd	(.....)
Penguji I	: Dr. H. Nur Asik, M.Hum.	(.....)
Penguji II	: Dra. St. Nurjannah Yunus Tekeng, M.Ed., M.A.	(.....)
Pembimbing I	: Dr. Hj. Djuwairiah Ahmad, M.Pd., M.TESOL	(.....)
Pembimbing II	: Andi Asmawati, S.Pd., M.Pd.	(.....)

Diketahui oleh:

Dekan Fakultas Tarbiyah dan Keguruan
UIN Alauddin Makassar,

Dr. H. A. Marjuni, S.Ag., M.Pd.I.
NIP. 19781011 200501 1 006

ACKNOWLEDGEMENT



Alhamdulillah Robbil Alamin. The researcher expresses her highest gratitude to the almighty Allah SWT, who has given blessing, mercy, health, and inspiration to complete this thesis. Salam and Shalawat are due to the highly chosen Prophet Muhammad saw, His families and followers until the end of the world.

The researcher also considers that in writing this thesis, many people have also contributed their valuable guidance, assistance, and advices for her completion of this thesis. They are:

1. The researcher's beloved parents **H. Supri** and **Hj. Jumrah** for their prayer, financial, motivational, support and sacrifice for her success.
2. The researcher's beloved husband **Suwardi, S.Pd.** for his prayer, financial, support motivation and love granted to her all time.
3. The researcher's beloved sisters, **Nurjanna** for her prayers and motivation during her study.
4. **Prof. Hamdan, M.A., Ph.D.** as the Rector of Alauddin State Islamic University of Makassar.
5. **Dr. H. Marjuni, S.Ag.,M.Pd.** the Dean of Tarbiyah and Teaching Science Faculty of UIN Alauddin Makassar.
6. **Hj. St. Azisah M.Ed.St., Ph.D.** and **Sitti Nurpahmi, S. Pd., M. Pd.** as the Head and Secretary of English Education Department of Tarbiyah and Teaching Science Faculty of UIN Alauddin Makassar.

7. **Dr. Hj. Djuwairiah Ahmad, M. Pd., M. TESOL.** as the first consultant and **Andi Asmawati, S.Pd., M.Pd.** as the second consultant who have given their really valuable time, patience, supported, assistance, advices and guided the researcher during this thesis writing.
8. The most profound thanks to all lecturers of English Department and all staff of Tarbiyah and Teaching Science Faculty for their help, support, and guidance during the researcher studying at Alauddin State Islamic University (UIN) of Makassar.
9. Thanks for the English Teacher of MA Muhammadiyah Bantaeng **Alma, S.Pd.**, and all the students of X MIA and X IPS who had actively participated to be the respondents of this research.
10. The researcher's bestfriends in English Education Department (2015), **Nurpatima, Sulaeha, Yusrina, Megawati, Hasniar, Nur Annisa Hidayat,** and **Al Amini Indah Sari.**
11. The researcher's all friends who could not be mentioned here. Thanks for friendship and suggestions to the researcher.

The researcher realizes that the writing of this thesis is far from perfect. Remaining errors are the researcher's own; therefore, constructive criticisms and suggestions will be highly appreciated. May all the efforts are blessed by Allah SWT. Aamiin.

Gowa, 10 Maret 2020

The Writer

Elasari
NIM: 20400115020

TABLE OF THE CONTENTS

	Page
TITLE PAGE	i
PERNYATAAN KEASLIAN SKRIPSI	ii
PENGESAHAN SKRIPSI	iii
PERSETUJUAN PEMBIMBING	iv
ACKNOWLEDGMENT	v
TABLE OF THE CONTENTS	vii
LIST OF TABLES	ix
LIST OF APPENDICES	x
ABSTRACT	xi
CHAPTER I INTRODUCTION	
A. Background	1
B. Problem statement	4
C. Research objective	4
D. Research Significance	4
E. Research Scope	5
F. Operational Definition of Terms	5
CHAPTER II REVIEW OF RELATED LITERATURE	
A. Previous of Related research findings	7
B. Some pertinents ideas	9
C. Theoretical Framework	17
D. Hypothesis	19
CHAPTER III METHOD OF THE RESEARCH	
A. Research Design	20
B. Research Variable	21
C. Population and Sample	22
D. Research Setting	23
E. Research Instrument	23
F. Data Collection Procedure	24
G. Data Analysis Technique	25
CHAPTER IV FINDING AND DISCUSSION	
A. Findings	30
B. Discussion	36

CHAPTER V. CONCLUSION AND SUGGESTION	
A. Conclusion	40
B. Suggestion	41
REFERENCES	42
APPENDICES	45
CURRICULUM VITAE	71



LIST OF TABLES

3.1 Classification of students' score.....	27
4.1 The rate percentage of score both of experimental and controlled class in the pre-test.....	31
4.2 The rate percentage of score both of experimental and controlled class in the post-test.....	32
4.3 The mean score and standard deviation of pre-test and post-test.....	33
4.4 Distribution the value of T-test and T-table in the pre test.....	34
4.5 Distribution the value of T-test and T-table in the post-test.....	35



LIST OF APPENDICES

Appendix I	The Classification of Students' score in Controlled Class.....	46
Appendix II	The Classification of Students' score in Experimental Class.....	47
Appendix III	Mean Score of Experimental and Controlled Class.....	48
Appendix IV	Standard Deviation of Experimental and Controlled Class.....	49
Appendix V	The Significant Difference.....	51
Appendix VI	The Distribution of T-Table.....	53
Appendix VII	Lesson Plan.....	54
Appendix VIII	Pre-Test.....	64
Appendix IX	Post-Test.....	66
Appendix	Documentation.....	X
	68

ABSTRACT

Name : Elasari
Reg. Number : 20400115020
Department/faculty : English Education/Tarbiyah and Teaching Science
Title : *The Use of Music Video Toward the First Grade Students' Vocabulary Mastery at Islamic Senior High School of Muhammadiyah Bantaeng*
Consultant I : Dr. Hj. Djuwairiah Ahmad, M. Pd., M. TESOL.
Consultant II : Andi Asmawati, S.Pd.,M.Pd.

This research aims to investigate the use of Music Video toward the students' vocabulary mastery with the main objectives: To find out the effectiveness of using music video toward the first grade students' vocabulary mastery at Islamic Senior High School of Muhammadiyah Bantaeng.

The study used quasi Experimental Design. The study involved 52 students, first grade students in academic year 2019 of Islamic Senior High School of Muhammadiyah Bantaeng. The independent variable of this research was Music Video and the dependent variable was the students' vocabulary mastery.

The data were analyzed quantitatively (frequency, mean score, and standard deviation). The research discovered that the students' vocabulary mastery at the first grade students of Islamic Senior High School of Muhammadiyah Bantaeng increased by using Music Video, by the increase of mean score of experimental group that was 33.73 in the pre-test and 69.69 in the post-test. The result of the t-test 17.18 was higher than t-table, 2.009 ($17.18 > 2.009$) which shown that there was a significant difference between the experimental class and controlled class. In this study, the effectiveness of Music Video also can be seen from the effectiveness test. Afterwards, the results of the test is 0.96 ($R < 1$).

Based on the finding and discussion of the research, the researcher suggested that Music Video was able to be use in teaching vocabulary and the researcher concluded that using Music Video was effective in teaching/learning vocabulary mastery.

CHAPTER I

INTRODUCTION

A. Background

Language is one of the most important things in communication, particularly in English language. English is the international language in the present global era that is used by many people to communicate in many condition and situation such as in education, business, traveling, entertainment, politic, etc. But generally, the language is used by people to express or to share their feelings, desires, and ideas in doing daily activity and making an interaction with other people in their life. Therefore, people should know and understand English to gain knowledge and information.

In Indonesia, English as a foreign language that has been more studied by Indonesian students. It has some goals, such as for academic purpose and to increase the human resources. According to Nation (2001), second language learners need to know a large numbers of words as this may be useful for them in the long-term as learning vocabulary should not be a short-term goal. However, English is not easy to learn and to understand for the student itself.

English has a number of elements, one of them is vocabulary. Generally, vocabulary is defined as the foundation of language. Wilkins (1972) states that without grammar very little can be conveyed, without vocabulary nothing can be conveyed (as cited in Helena, 2007). That is why vocabulary becomes one of the important elements in learning English. Vocabulary also stands as the major way

in learning language. For example, we can speak, write, read, and listen as well if we have comprehension about vocabulary.

Teaching vocabulary is essential, as Allah taught Adam *'Alaihissalam* about the things which existed in this world, as Allah *Subhanahu wa Ta'ala* mentions in holy *Qur'an* surah *al-Baqarah* verse 31:

وَعَلَّمَ آدَمَ الْأَسْمَاءَ كُلَّهَا ثُمَّ عَرَضَهُمْ عَلَى الْمَلَائِكَةِ فَقَالَ أَنْبِئُونِي بِأَسْمَاءِ هَؤُلَاءِ إِنْ كُنْتُمْ صَادِقِينَ (٣١)

“And He taught Adam all the names, then showed them to the angles, saying: inform of the names of these, if you are truthful.” (QS. Al-Baqarah/2:31)

(Holy Qur'an, 2010:6)

The mastery of vocabulary can help students to learn English easily and quickly. When students' vocabulary knowledge is not enough, they will get difficulty in learning and expressing their thoughts or their ideas (Helena, 2007). It seems like students at the first grade students of Islamic Senior High School of Muhammadiyah Bantaeng. Sometimes they have difficulty in learning or using English. Based on the researcher's preliminary observation, the researcher found that their big problem was lack of vocabulary. It is caused by some factors that influence, namely their ability is low in memorizing and comprehension the word/vocabulary, the teacher's method is not interesting, or they rarely use it in their daily conversation.

Those students were trying to solve their own problems in knowing the meaning of the words. They were trying to memorize the word dealing with the meaning and reading some of English books, for instance short story to

understand the name and the meaning of the words. But they get failure and still less in vocabulary.

The researcher really worried about those problems. Therefore, to solve the problem, the researcher carry out research on promoting music video as solution to those linguists, educators, and language teachers to try to use in vocabulary learning strategies that can help students' vocabulary mastery.

Video is considered to be one of media that can be utilized in English teaching and learning process. It has been proven to be an effective tool in teaching English as a foreign/second language (EFL/ESL) for both of young and adult learners. Music video can provide learning motivation to those students because it is refers with sound, image, and text,that similar with live situation. This like what Wrenshall said; "there is also plenty of evidence that song help memorization, and the rhythm and rhyme of the lyrics can certainly help vocabulary as well." Songs also give students the opportunity to enrich vocabulary by vocalizing the language.

Music video was suitable to be implemented to all students in the class because students have different styles learning, like visual, auditory, and audio-visual. Song is one alternative ways to increase English especially on vocabulary. To specify, the researcher concerns to choose this music video because it is very effective and interesting toward the students' vocabulary mastery and it was very effective to apply in learning and teaching process.

There are many ways that had been using in learning and teaching vocabulary, but the researcher prefers to choose music video as a media to

increase the students' vocabulary mastery. Based on the previous explanations above the researcher interest to conduct an experimental research under the title *“The Use of Music Video toward the First Grade Students' Vocabulary Mastery at Islamic Senior High School of Muhammadiyah Bantaeng”*

B. Research Problems

Based on the background above, the researcher aims to examine the effectiveness of music video toward the first grade students' vocabulary mastery at Islamic Senior High School of Muhammadiyah Bantaeng. In order to give comprehensible finding of this research, the researcher formulates the problem statement as follow: “Is music video effective toward the first grade students' vocabulary mastery at Islamic Senior High School of Muhammadiyah Bantaeng?”

C. Research Objectives

Related to the problem statement above, the objective of this experimental research was: “To find out the effectiveness of using music video toward the first grade students' vocabulary mastery at Islamic Senior High School of Muhammadiyah Bantaeng.”

D. Research Significances

The output of this research expected to carry out some significances of teaching and learning vocabulary as follows:

1. Theoretical Significance

Theoretically, this research was expected to provide an empirical evidence to support the learning theory of vocabulary and also the researcher really hopes that the readers received a lot of knowledge related to this research, for instance the reader know what the music video actually is, how to apply it in the class and so forth.

2. Practical Significance

a. Significances for the next researcher

For the next researcher, this research is beneficial as the reference in conducting the next research.

b. Significance for teachers

The result of this research was expected to give more knowledge about how to teach vocabulary to the students by using music video. This research surely helps the teacher guiding the students in enhancing their students' vocabulary mastery.

E. Research Scope

The researcher limits her research by using music video that refers to western popular song as one of the favorite songs in this era toward the students' vocabulary mastery of noun. The sample of this research are students at the first grade of Islamic Senior High School of Muhammadiyah Bantaeng.

F. Operational Definition of Terms

In this section, the researcher would like to give the operational definitions of topic as follows:

1. Music video

Music video is one of materials in learning and teaching English that provide picture, animation, text and sound. This kind of music allows the students to listen to the song and see the lyrics directly then discover the items required.

2. Vocabulary mastery

Vocabulary mastery is the ability of the students to know the meaning of vocabulary based on the context and to use the English vocabulary in an appropriate context. The vocabulary test was covered noun that consist of "Nature and its' Surroundings, Professions and Places".



CHAPTER II

REVIEW OF RELATED LITERATURE

A. Previous Related Research Findings

In this section, the researcher tries to present the review of several related literatures dealing with some related research findings. Many studies have been performed by the researcher related to the use of strategies, approaches, methods, techniques, or media, in motivating the learner toward their vocabulary mastery. Some of them are mentioned as follows:

Burhayani (2013) stated in her thesis under the title *The Effectiveness of Teaching Vocabulary through Songs to the Second Years Students of Ikatana Keluarga Kesejahteraan Tentara (IKKT) Elementary School West Jakarta* that The table of t-distribution does not provide t-ratio for $df = 50 - 2 = 48$. In this case the writer takes $df = 50$. With this df and 0.05 level of significance the t-table is 1.68. While the data analysis gives t-observed 2.90. It is higher than t-table. It gives evidence to reject the H-null Hypothesis. It can be concluded that teaching vocabulary through songs to the second grade students of Ikatana Keluarga Kesejahteraan Tentara elementary school, West Jakarta is ineffective.

Phisutthangkoon (2014) find out in her thesis under the title *Effectiveness of English Song Activities on Vocabulary Learning and Retention* that overall mean score of students' opinion toward learning through song activities was 4.49 and standard deviation was 0.58 at a very high level. It showed that students think they relax while learning vocabulary through song activities at a highest level ($\bar{x} = 4.83$, S.D. = 0.38), followed by focusing on the vocabulary longer, enjoying learning the

vocabulary ,and viewing that the class is fun , as well as preferring to learn the vocabulary through song activities continuously at a very high level (= 4.68, S.D.= 0.53). Besides, they saw that they can apply the vocabulary learned in the class to use in daily life at a very high level (=4.55, S.D =0.55).

Furthermore, Jafre, Azman, at al. (2011) in their research under the title *The Effectiveness of Using Songs in YouTube toward Vocabulary Competence among Upper Secondary School Studies* concluded that based on the quantitative findings and data obtained from the pretest and posttest, it was derived that the participants who went through the method of using songs in YouTube toward vocabulary for six weeks experienced more significant improvement in their vocabulary competence. This was prevalent when the paired t-test was conducted and the mean difference obtained was larger than that of the control class.

Moreover, Gasma, Yufrizal and Sukirlan (2017) in their research *Teaching Vocabulary Through Song At The First Grade Of Senior High School* found that there was an increase of students' vocabulary achievement. By using song the students became more interested and enjoyable in learning vocabulary. They could remember vocabulary easily, because they learn words by singing together.

In addition, Nurcahyasari (2012) in her research *Using Music Videos Toward The Ability In Writing Narrative Texts Of The Eleventh Graders In SMA Negeri 4 Malang*, discovered that the use of music videos improved the ability of XI Science 2 students in writing narrative texts. The research findings revealed that 93% of students (26 out of 28 students) achieved scores more than 75. It was also revealed that most students achieved more than or equal 4 in each aspect, meaning

that most students were excellent in writing narrative texts in terms of content, organization, vocabulary, grammar, and mechanics. It was also revealed that there were 92% of students or 26 students out of 28 students who were actively involved in the teaching and learning activities.

These previous finding above used as references for the researcher in conducting this research and also as the comparison between those relevant research with the research conduct by the researcher this time. The findings of some researchers above focus on conducting Song in developing students' vocabulary. In this research, the researcher was focused in using Music Video toward the students' vocabulary mastery specifically for the Senior High school. This research was taken a place at the first grade students at Islamic Senior High School of Muhammadiyah Bantaeng.

B. Some Pertinent Ideas

1. Vocabulary

a) Definition of Vocabulary

There are various definitions of vocabulary. In Oxford Learner's Pocket Dictionary defined that vocabulary is a total number of words in a language, list of words with their meanings. From these definitions, the researcher concludes that vocabulary is number of word or phrases which has meaning that are used in spoken or written language. Richard and Renandya (2002) stated that vocabulary is component of language proficiency and provides much of the basis for how well students speak, listen, read and write.

Additionally, Diamond & Gutlohn (2006) stated that vocabulary is the knowledge of words and their meanings. This means that without establishing a strong vocabulary base first, comprehension and use of a language will not be achieved. In addition, the student should be able to recognise words, and know their meanings as well.

However, some authors suggest more complex definitions about vocabulary. Nation (2001) states that vocabulary knowledge implies knowing a word in the spoken form of the word and the spoken form can be recognised and understood in and out of context rather than guessed at. Additionally, Henriksen (1996) states that vocabulary knowledge is often defined as precise comprehension which is operationalized as the ability to translate the lexical items into L1, the ability to find the right definition in a multiple-choice task, or the ability to give a target language paraphrase. This means that vocabulary knowledge requires the ability to react to words that students do not need to think about.

b) Types of vocabulary

According to Montgomery, J., (2007), there are four types of vocabulary, as follows:

1. Listening vocabulary: The words people hear and understand. Babies are listening during all waking hours and gradually learn new words that time. Most people can remember and understand words nearly 50,000 words.
2. Speaking vocabulary: People have a limited speaking vocabulary. Most adults use between 5,000 and 10,000 words for all their conversations.

3. Reading vocabulary: This type is the second largest vocabulary type. These are the words we understand when people read text. If people are not readers, they cannot improve this type of vocabulary.
4. Writing vocabulary: The words used when people write to explain themselves. People use the words to write derive mostly from the words that they can spell.

Teacher also should show the word class of those words. It is needed to make sure the students will be applied those word appropriately. Further, according to Thornbury (2002), the words divide into eight classes, those are:

1. Nouns: reference to an object. Such as: bits, pieces, record, player.
2. Pronouns: personal, possessive, reflexive, reciprocal, demonstrative, relative, interrogative, indefinite. Such as: I, them
3. Verbs: predication of an action. Such as: like, looking, doing, to look.
4. Adjective: modification by a property. Such as: old, second, new.
5. Adverb: a word which modifies the meaning of a verb, an adjective or another verb. Such as: up, cheerfully.
6. Preposition: a word placed before a noun or a pronoun to show in what relation the person or thing denoted by it stands in regard to something else. Such as: for, like.
7. Conjunction: a word which merely joins together sentences, and sometimes words. Such as: and, or.

8. Determiner: a word that comes before a noun and points it out without describing it the way that an adjective does. Such as: in the phrase my boy friend, that strange woman. The word my and that is determiner.

c) The importance of vocabulary knowledge

There are some advantages when students can master the English vocabulary. According to Bonet (1991), here some those advantages:

1. Students will be better improving their reading, writing, speaking and listening vocabulary.
2. Students will think more clearly. Thoughts are limited by vocabulary.
3. Students will experience personal growth and greater confidence.
4. Students will understand other people idea and explanation easily.
5. Students will gain important survival tools for the new millennium.
6. Students friend will think they are getting very smart

The knowledge of word meanings and the ability to access that knowledge efficiently are recognized as important factors in reading and listening comprehension, speaking and writing fluency.

Thus, vocabulary knowledge helps students with language comprehension. Like McKeown (2002) argue that vocabulary knowledge is the heart of a language comprehension and use. Additionally, Barra (1995) suggests that to comprehend a text successfully students need to have sufficient word knowledge. This is to say that the comprehension of a language depends on the amount of words that are known in that language. Also, students need to have sufficient word knowledge to understand what they read.

Students can understand a writer's message only if they know the meaning of most of the words used in a text. Still, Nation (2001) states that readers need to know at least 97% of the vocabulary in a text for an adequate understanding of it. Without knowledge of the key vocabulary in a text, a learner may have serious trouble in understanding the message, that is, word knowledge is crucial to reading comprehension and determines how well students will be able to comprehend the texts they read. So, having students with a large amount of vocabulary knowledge is essential to language comprehension.

In addition, vocabulary helps students with language production. Hubbard (1983) states that the more words a student knows the more precisely that student can express the exact meaning he/she wants to. Based on this view, to communicate effectively students need to know a large number of word meanings. Likewise, Cardenas (2001) states that vocabulary is used to determine the proficiency a student has in oral context. This is to say that vocabulary is an essential component to determine how much a student is able to communicate successfully. So, students have to overcome the lack of vocabulary knowledge in order to communicate effectively.

Language teachers should focus on effective instruction to teach vocabulary to help students to develop their vocabulary knowledge in order to communicate successfully. However, the focus of the instruction was not always on the vocabulary. So, the next section is intended to provide a brief background of vocabulary instruction.

d) Teaching Vocabulary

Teaching vocabulary is an activity to acquire some new words toward the language. Before teaching the students, the teacher should consider how to present vocabulary in class, it is necessary in making lesson plan. Before presenting vocabulary, the teacher should consider the factors as the foundation in presenting vocabulary. Thornburry (2002) stated that the teacher should know how much vocabulary to present. The following factors are:

1. The level of the learners

The teacher should know the level of her/his students whether beginner, intermediate or advanced.

2. The learners likely familiarity with the words.

The learner may have known the words before even though the words not part of their active vocabulary.

3. The difficulty of items.

The teacher should know whether the words difficult to pronounce or difficult to find the real meaning for her/his students.

- c. Their teach ability

The teacher should know whether easy to demonstrate or explain the words.

- d. Items are being learned for production or for recognition only.

The teacher should know whether the words for speakin and writing or listening and reading only.

2. Music video

a) Definition of Music video

Music video is one of the videos which is popular and may interest students. It is a short film that usually provides images to interpret the meaning of a popular song.

According to Stockbridge (1987), music videos might include live performance, narrative, and other visual imagery including computer graphics and animation. Meanwhile, Murphey (1992:37) states that music has potential to change the atmosphere in the classroom, one of which is sparking off images when students complain of having nothing to write about since it is “the stuff dreams grow on.” The sequence of images and the story line shown in the song performed in music videos can also be used to assist the students to write a story in a good organization. There were also some vocabulary items in the lyrics which could enrich students’ vocabulary and help them to comprehend how to use those words in writing.

Addition, the students might also be assisted by the grammar and spelling of some words in the lyrics in order to write in a good English. According to Murphey (1992:110), music videos can be used successfully with any age class or level of students when the activities are adjusted to them. In applying music videos, the researcher provided some questions to help students to comprehend the content of the music videos and asked students to make an outline based on the generic structures of narrative texts. The concern of writing in this study was

based on process-genre approach, in which writing was viewed from its product, process, and purpose.

b) The Importance of Music

Why should music be effective for teaching vocabulary? The answer is simple. Music is part of our life because it always played a big part of humans' lives, like in beginning with child's birth and mothers singing lullabies to their children. It is used during all important occasions of human lives beginning with child's christening, through weddings, to funerals.

Pilka (1959:275-277) stated that every piece of art is a gift since it deals with big ideas and social ideals as well as the most inward matters of each and all of us. It speaks a language intelligible to everyone. Music brings emotions to life and it also serves as a testimony of people from any land or time. It fills the gap between nations, crosses thousands of miles and reveals more about its people than a scientific elaboration. It may also help people to get into their own hearts. It speaks for us where words fail.

Music may touch topics that people can relate to. Murphey (1992:8) argues that "songs can be appropriated by listeners for their own purposes, largely because most pop songs do not have precise people, place, or time references. For those who find them relevant, songs happen whenever and wherever one hears them and they are, consciously or subconsciously, about the people in one's own life."

Murphey (1992:9) made the following list about what people usually do with songs. We:

- Listen
- Sing, hum, whistle, tap, and snap fingers while we listen
- Sing without listening to any recording
- Talk about the music
- Talk about the lyrics
- Talk about the singer/class
- Talk about video clips
- Use songs and music to set or change an atmosphere or mood
- Use songs and music to create a social environment, form a feeling of community, dance, make friends and lovers
- Read about the production, performance, effect, authors, producers, audiences of music and song
- Use music in dreams
- Use music and song to make internal associations between the people, places, and times in our lives, so they become the personal soundtrack of our lives.

Using music to teach vocabulary attracts students' attention. According to Harmer (1991:3), their natural admiration for their favourite artists should motivate them to try to understand the lyrics of their songs, and as we know that motivation "is the biggest single factor affecting students success."

C. Theoretical framework

Learning vocabulary is essential in a language. Students have to comprehend vocabulary as much as they can, thus they can speak English

fluently. They can acquire vocabulary by their self and also they can learn in the classroom. However, remembering vocabulary is not easy, sometimes students need something different in learning vocabulary to make it more meaningful, thus it will be saved in their long term memory.

Providing any kind of interesting and new experiences is one way that can help students to learn vocabulary become easier in remembering the words and can motivate them in class. Music video was one of interesting way to teach vocabulary. Music video can make students having fun and focus in learning, because they are not feeling forced to learn. Music video also can give big opportunity to students to express their opinion and feelings.

Music video would be helpful for teacher to apply in teaching vocabulary. The focus of this music video was listening to the song, reading to the text/lyrics, understanding it, and finding to the items required. Rammal (2006) stated that music video is part of the language and life from birth onwards. This kind of music video is an attractive music that can motivate students to compete and find the items. This music video can increase students' ideas in thinking and ability to understand the text. It can be said that Music Video is a media which expect can increase students' motivation in learning and can improve their memorizing ability because it is meaningful for them. Related to the explanations, the researcher believes that Music Video is effective in improving the student vocabulary mastery. Therefore, in this research, the researcher focuses on vocabulary mastery by using music video materials.

D. Hypothesis

The researcher formulates the hypothesis in this study using a quantitative approach. Hypothesis is a temporary answer to the formulation of research problems, where the formulation of research problems have been expressed in the form of a question sentence (Sugiyono, 2017:96). The hypothesis of the research was formulated as follows:

1. H₁: There is a significant different between using music video and using MP3 toward the first grade students' vocabulary mastery at Islamic Senior High School of Muhammadiyah Bantaeng.
2. H₀: There is no significant different between using music video and using MP3 toward the first grade students' vocabulary mastery at Islamic Senior High School of Muhammadiyah Bantaeng.



UNIVERSITAS ISLAM NEGERI
ALAUDDIN
M A K A S S A R

CHAPTER III

METHOD OF THE RESEARCH

This chapter presents research design, variables of the research, population and sample, instrument of the research, procedure of collecting data and technique of analyzing of data.

A. Research Design

In this research, the researcher used Quasi Experimental Research as the research design, exactly the design of pre test – post test. This kind of research is commonly conducted by the instructors or teachers who want to know if the strategy is effective or not by conducting some treatments. Experimental research is as a research method that is used to find the influence of certain treatment. An experiment involves the comparison of the effects of a particular treatment. Ary in Hamdzah (2015) stated experimental research is to enable researcher estimate the effect of an experimental treatment.

In this research, researcher was taken two classes. Those are controlled class and experimental class. Both of them given a pre-test before the treatment. And then, after the treatment was finished, the post test was given to see the achievement of the treatment that given. The effectiveness of this research was comparing the score of pre-test and post-test. If the score of post-test is higher than pre-test, it means that this treatment is effective.

The design is as follow:

Class	Pre-test	Treatment	Post-test
Experimental class	O ₁	X	O ₂
Control class	O ₃		O ₄

(Sugiyono, 2017:116)

Where:

O₁ = pre-test for experimental class

O₂ = post-test for experimental class

O₃ = pre-test for control class

O₄ = post-test for control class

X = treatment

B. Research Variables

Hamdzah (2015) stated that variable is everything to which the researcher expects to find the answer and that become point of research. This research consists of two variables; those are independent and dependent variable. The independent variable of this research was music video materials and dependent variable of this research was students' vocabulary mastery.

C. Population and Sample

1. Population

Population is a generalization region consisting of: objects/subjects that have certain qualities and characteristics applied by the researchers and then drawn conclusions (Sugiyono, 2017:117). The population of this research was the students at the firstgrade students of Islamic Senior High School of Muhammadiyah Bantaeng enrolled in academic years 2019/2020. These students divided into 2 classes, X.A and X.B. Each class consists of 26 students. The total numbers of population are 52 students.

2. Sample

The sample is part of the number and characteristics possessed by the population, while the sampling technique is a technique used by researchers for sampling. To determine the sample to be used in the study, there are various sampling techniques used (Sugiyono, 2017:118). The technique sampling used in this research was purposive sampling. Millan in Awaliah (2014) stated that purposive sampling is the researcher selects particular elements from the population that representative or informative about the topic of interest. The sample in this research was class X.A consists of 26 students as experimental class and X.B consist of 26 students as the controlled class.

D. Research Setting

1. Location of the research

This research conducted in one of Senior High School in Bantaeng City, South Sulawesi, i.e. Islamic Senior High School of Muhammadiyah Bantaeng.

2. Time of the research

This research was done less than nine month, it was started from 11th March 2019 until 21th November 2019.

3. School Profile

Name of School	: MA MUHAMMADIYAH BANTAENG
Address	: Jl. Raya Lanto No 57c
District	: Bantaeng
Regency	: Bantaeng
Headmaster	: H. Salahuddin. SR, S.Pd.I.,M.Pd.I.

E. Research Instruments

According to Ramadhan (2016), research instruments are all tools used to collect, examine, investigate a problem, or collect, process, analyze and present data systematically and objectively with the aim of solving a problem or testing a hypothesis. Therefore all the tools that can support a research can be called a research instrument. Some commonly used research instruments include: test, interview, observation, questionnaire, documentation, and measurement scale. In this research, the researcher used a test. The tests consist of pre-test and post-test. Pre-test and post-test consisted of test of vocabulary that refers to 20 of multiple choice, and 10 of completion.

F. Data Collection Procedure

The techniques that researcher used to get a valid data is test. To get the data, the researcher proceeds with the test which consists of pre-test and post-test.

1. Pre-Test

Pre-test was given before the research conducted. It was given to both of experimental class and controlled class. The function of pre-test is to get the information about the student's preliminary vocabulary mastery before the treatment given. The researcher conducted pre-test for both of experimental and controlled class on 4th November 2019.

2. Treatment

After given the pre-test, the researcher conducted the treatment to the experiment class by using music video materials. The treatment was given for 8th meetings, while the controlled was received a treatment by using conventional material, it is MP3 materials (just listen the song without see the text of the song in video). The procedures of treatment in experimental class are:

The researcher explains about the topic to the students about watching a music video under the title "perfect" and asks the students to sing the song together. Then the researcher asks the students to fill in the blank on the text/lyric of the song. While in controlled class, the researcher used technique which the teacher used to do in teaching vocabulary.

3. Post-Test

In the end, the researcher was given post-test to both class experimental and controlled class. The function of post-test is to know the result of the experiment and usually on the instruments, after the treatment is given (Muijs, 2004). The data proved that there is a significant difference for the students' vocabulary mastery that using music video materials and without using music video materials. The researcher conducted post-test for experimental and controlled class on 20th November.

G. Data Analysis Technique

After collecting the data, the next step of the research is analyzing the data. The data was analyzed quantitatively.

1. Scoring the students answer in both of pre-test and post-test by using the formula:

$$\text{Score} = \frac{\text{students' correct answer}}{\text{total number}} \times 100$$

(Depdiknas in Mutakabbir, 2014: 28)

2. Finding out the mean score of the students' answers in both experimental and controlled class by using the formula:

$$M_x = \frac{\sum x}{N}$$

Where:

M_x : Mean score

$\sum x$: Sum of scores in the class

N : Total number of subjects

(Sudijono, 2015: 82)

3. Calculating the standard deviation by using the formula:

$$SD = \sqrt{\frac{SS}{N}}, \text{ where } SS = \sum X^2 - \frac{(\sum X)^2}{N}$$

Where:

SD = Standard deviation

SS = The sum of square

N = Total number of the subjects

$\sum x^2$ = The sum of all square; each score is squared and all the squares are added up

$(\sum x)^2$ = the square of the sum; all the scores are added up and the sum is square, total.

(Sudijono, 2015: 157)

4. Calculating the percentage in students' score by using the formula:

$$P = \frac{F}{N} \times 100\%$$

Where: P = Rate percentage

F = Frequency of the correct answer

N= the total number of students

(Sudijono, 2015: 43)

5. Classifying the students' score

Classifying the students' score into the following measurement:

Table 3.1 Classification of students' score

No.	Classification	Score
1.	Excellent	96-100
2.	Very Good	86-95
3.	Good	76-85
4.	Fair Good	66-75
5.	Fair	56-65
6.	Poor	36-55
7.	Very Poor	0-35

(Depdiknas in Mutakabbir, 2014: 28)

6. Finding out the differences between students' score in pre-test and in post-

test by using the formula:

$$t = \frac{M1 - M2}{\sqrt{\left(\frac{\sum X1 + \sum X2}{N1 + N2 - 2}\right) \left(\frac{N1 + N2}{N1 \cdot N2}\right)}}$$

t = test of significance

M_1 = mean score of experimental class

M_2 = mean score of controlled class

$\sum X_1$ = sum square of experimental class

$\sum X_2$ = sum square of controlled class

N_1 = number of students of experimental class

N_2 = number of students of controlled class

(Sudijono 2015: 314)

7. The result of the t-test was compared with T-table to see if there is a significant difference between the experimental class and controlled class on the other hand, the experiment is effective or not.

T table < t test = Effective

T table > t test = Not effective

(Sudijono, 2015: 285)

8. Finding out the effectiveness of music video toward the students' vocabulary mastery.

$$R(\theta_2, \theta_1) = \frac{\text{Var } \theta_1}{\text{Var } \theta_2}$$

R = Relative efficiency

θ_1 = Estimator 1

θ_2 = Estimator 2

$\text{Var}\theta_1 = \text{Estimator variance 1}$

$\text{Var}\theta_2 = \text{Estimator variance 2}$

If $R > 1$, it is relatively θ_2 efficient than θ_1 , whereas if $R < 1$, relative θ_1 is more effective than θ_2

(Hasan, 2010)



CHAPTER IV

FINDINGS AND DISCUSSION

This chapter deals with the findings of the research and the discussions of the findings. In this chapter, the researcher analyzed the data consist of the result of pre-test and post-test either in experimental class or controlled class. Moreover, in this chapter, the researcher analyzed the data obtained from the students pre-test and post-test. The data consisted of the result of the pre-test and post-test.

A. Findings

The findings of the research were based on the results of the data analysis. The data analysis used vocabulary test to collect the data. The vocabulary test consists of pre-test and post-test. The pre-test was given to find out the students' vocabulary mastery before presenting music video, and the post-test was given to find out the improvement of the students' vocabulary mastery after giving the treatment.

1. The Classification of the Students' Pre-Test and Post-Test Score in Experimental and Controlled Class

The following table shows the distribution of frequency and final score percentage of students' vocabulary mastery at the First Grade Students of Islamic Senior High School of Muhammadiyah Bantaeng in pre-test and post-test of experimental class.

Before the treatment, the researcher conducted the pre-test. The result of the pre-test was acquired to know the students' vocabulary mastery. All students' result can be seen in the following table.

Table 4.1 The rate percentage of score both of experimental and controlled class in the pre-test

NO	Classification	Score	Experimental Class		Control Class	
			F	P (%)	F	P (%)
1.	Excellent	96-100	0	0%	0	0%
2.	Very Good	86-95	0	0%	0	0%
3.	Good	76-85	0	0%	0	0%
4.	Fair Good	66-75	0	0%	0	8%
5.	Fair	56-65	1	3.84%	0	8%
6.	Poor	36-55	11	42.31%	10	38.46%
7.	Very Poor	0-35	14	53.85%	16	61.54%
TOTAL			26	100%	26	100%

Table 4.1 shows the average percentage of the pre-test in both classes is under the good classification, they are only in fair. In comparing Both of classes, it can be seen that the percentage in experimental class in very poor classification (53.85%), while in the control class is in the very poor classification (61.54%) as well.

The data proved that, the students' vocabulary mastery is still lack. Therefore, the researcher tried to apply Music Video in the class to see whether or not Music Video effective in teaching vocabulary and to overcome the students' problem in learning vocabulary.

After given treatment to the experimental class by using Music Video, while in the controlled class was taught by using method that their teacher used to do, both of the classes was given post-test to find out is there an improvement after giving the treatment or not. The score of the students' post-score in both of classes can be seen in the table below:

Table 4.2 The rate percentage of score both of experimental and controlled class in the post-test

NO	Classification	Score	Experimental Class		Control Class	
			F	P (%)	F	P (%)
1.	Excellent	96-100	0	0%	0	0%
2.	Very Good	86-95	1	3.85%	0	0%
3.	Good	76-85	6	23.08%	0	0%
4.	Fair Good	66-75	14	53.84%	0	0%
5.	Fair	56-65	0	0%	1	3.85%
6.	Poor	36-55	5	19.23%	15	57.69%
7.	Very Poor	0-35	0	0%	10	38.46%
TOTAL			26	100%	26	100%

Table 4.2 shows that there is a change in the distribution of scores in both classes compared to the distribution of scores in the pre-test. The grades of the students both in the experimental and control class have spread on the classification of very poor to very good. At this post-test score, the percentage of

good classification in the experimental class (23%) was higher than the control class (0%).

At the lowest classification, which is very poor, the percentage of the experimental class (0%) are lower than the controlled class (10%). In addition, in this classification, there is a change in the level of percentage of pre-test and post-test in the experimental class. Where, in the pre-test, the very poor classification is the highest percentage (see table 4.1). However, in the post-test, the very poor is the lowest percentage. It shows that there is a change in scores after applying the Music Video to the experimental class.

2. The Mean Score and Standard Deviation of Students' in Experimental and Controlled Class

After calculating the result of students' pre-test and post-test of experimental and controlled class by formula, the mean score and standard deviation can be presented in the table as follows:

Table 4.3 Mean score and standard deviation of pre-test and post-test

Class	Mean Score		Range	Standard Deviation	
	Pre-Test	Post-Test		Pre-Test	Post-Test
Experimental	33.73	69.69	-36.32	12.66	11.80
Controlled	28.19	35.23	-7.04	9.27	11.40

The table above shows that, the mean score of the experimental class in the post-test was (69.69) and the standard deviation of experimental class was (11.80), while the mean score of controlled class in post-test was (35.23) and its standard deviation was (11.40). it shows that there was an increase in the value of the students' vocabulary mastery seen in the mean score on the experimental class from 33.37 to 69.69 with disputes in the value of 36.32 between the post-test and pre-test. While the mean score in the controlled class only has a difference of 7.04.

Based on the result above, the researcher has considered that Music Video could be one of the effective media toward the students' vocabulary mastery. It based on the mean score of experimental class's post-test was higher than controlled class.

3. Hypothesis Testing the Difference Significant Between the Experimental and Controlled Class

The significant score between the experimental and the controlled class in pre-test and post-test could be known by using t-test. The result of t-test can be seen in the table as follows:

Table 4.4 Distribution the value of T-test and T-table in the pre-test

Variable	T-test Value	T-table Value
Pre-test	2.69	2.009

The table shows, the result of the t-test of pre-test was 2.69 and the t-table was 2.009, it indicated that there was no significance among those students result of their prior ability toward vocabulary mastery and it was appropriate to continue the research.

After conducting the research, the post-test was be given to those students. Then, the T-test was determine in order to measure students' improvement in mastering vocabulary, to find out whether the result of two classes scores were significant or not. The t-test and t-table analysis of the post-test were shown in the following table.

Table 4.5 Distribution the value of T-test and T-table in the post-test

Variable	T-test Value	T-table Value
Post-test	17.18	2.009

The table shows, the result of the t-test of pre-test was 17.18 and the t-table was 2.009. After finding the T-test value, the T-test was compared with the T-table to see the significant difference between the experimental and the controlled class, whether the experiment was effective or not.

T table < t test = Effective

T table > t test = Not effective

2.009 < 17.18 = Effective

The table above shows that, t-test value was higher than t-table. The result of the t-test shows that there was a significant difference between the t-test and the t-table ($2.009 < 17.18$). The researcher concluded that the t-test value was higher than t-table. The result of the t-test statistical analysis shows that there was a significant different between the experimental class and controlled class. The statement was proved by the t-test value (17.18) which higher than t-table value (2.009), at the level of significant 0.05 and the degree of freedom $(N_1 + N_2) - 2 = (26 + 26) - 2 = 50$.

4. Effectivitas test

To find out more about whether this is effective or not, it must do the test of effectiveness as follow:

$$R(\theta_2, \theta_1) = \frac{\text{Var } \theta_1}{\text{Var } \theta_2}$$

$$R(\theta_2, \theta_1) = \frac{11.40}{11.80}$$

$$R(\theta_2, \theta_1) = 0,96$$

If $R > 1$, relatively θ_2 is efficient than θ_1 , whereas if $R < 1$, relatively θ_1 is more efficient than θ_2 . The value of R is 0.96 ($R < 1$). so that it can be said θ_1 (Music Video) is more efficient than θ_2 (conventional media).

B. Discussion

The result of this study shows that the students' scores in the experimental class were higher than the controlled class after giving the treatment by using Music Video in the experimental class.

The alternative hypothesis of this research would be accepted if the t-test is higher than the t-table. While, if the t-test is smaller than the t-table, it means that the alternative hypothesis would be rejected. The result of the data analysis was the t-test was higher than the t-table value (see table 4.5). Based on the result, the H_1 was accepted. In other words, the use of Music Video was effective toward the students' vocabulary mastery.

The analysis of the effectiveness by using effectivity tests shows that the teaching in experimental class is more effective than in the controlled class. It is shown from the R value on the effectiveness test is smaller than 1 ($0,96 < 1$). Thus relatively, it indicates that the use of the Music Video is more than the teaching methods that commonly applied by their teachers.

The result of this study indicate that Music Video is one type of media that is quite effective in encouraging students to learn English because it had a lot of fun, as Murphey (1992:37) states that music has potential to change the atmosphere in the classroom, one of which is sparking off images when students complain of having nothing to write about since it is "the stuff dreams grow on." Related to that, by using Music Video, students will be more enthusiastic, and easier to memorize vocabulary in learning English, because music is part of life as

Rammal (2006) stated that music video is part of the language and life from birth onwards. All the time, music video is enjoyable in everywhere and whenever, and it is easy to be applied by many people especially for those students by using hand-phone or laptop.

The element in Music videos such as sound, lyric, and animation provides the learners more life situation with more chance to express their ideas. The lyrics in the music video itself can make those students easy to know and memorize the vocabulary. This has been supported by the study from Alwehaibi (2013) which found that the enjoyable and entertaining atmosphere that is brought by using music video in classroom result in the students being motivated to learn.

Several studies have also examined how music video can be part of a learning system to support independent learning, and language learning. Such as Balcikanli (2011) demonstrate that music video can increase college students' involvement and participation in the classroom and learning strategies.

Music video can be considered as a valuable learning tool. As Mayer (2009) stresses that the use of music video is greatly effective especially for introductory courses as it can facilitate difficult concepts, and attract the attention of weak students as well as visual/special students. In addition, music videos are limited in lengths, this makes students suitable for the constricted classroom's time.

The classification of good and poor with the criteria had been proposed by Gasma, Yufrizal and Sukirlan (2017) which found that there was an increase of

students' vocabulary achievement. By using song/music, students became more interested and enjoyable in learning vocabulary. They could remember vocabulary easily, because they learn words by singing together. During the observation, the researcher found that students active in the class, looked happily, curiosity, and were not sleepy during the learning process. Thus, the situation in the class still alive because of the students' participation on doing the class based on the teacher instruction.

The finding above has proven that using Music Video was able toward the students' vocabulary mastery. This is also in line with Jafre, Azman, et al (2011) that reported that the participants who went through the method of using songs in YouTube toward vocabulary for six weeks experienced more significant improvement in their vocabulary competence. This was prevalent when the paired t-test was conducted and the mean difference obtained was larger than that of the control class.

Based on the findings before, it can be concluded that Music Video can be used in the teaching and learning process. It is also supported by the theory from McKinnon (in Heriyanto, 2015) which remarks that the scenes, movements, feelings, and gestures presented in music video segments present significant visual impetus for language learning. In summary, the researcher was asserted that using Music Video toward the first grade students' vocabulary mastery at Islamic Senior High School of Muhammadiyah Bantaeng was effective.

CHAPTER V

CONCLUSION AND SUGGESTION

This chapter consists of two parts, the first deals with the conclusions of the findings, and the second part deals with suggestions.

A. Conclusions

Based on the findings and discussion, the researcher puts forward conclusion as follows:

The result of Music Video media was good, it is effective toward the first grade students' vocabulary mastery at Islamic Senior High School of Muhammadiyah Bantaeng. It was proved by students' result before and after giving the treatment, their scores increased and become *good* with the mean score of the students' pre-test of experimental class was 33.73 with standard deviation was 12.66 while of post-test which had *good* score with mean score were 69.69 and standard deviation was 11.80 after the treatment. While, in controlled class the total score of pre-test was 28.19 with standard deviation was 9.27 and the total score of the students' post-test was 35.23 and standard deviation was 11.40. The result achieve from both of test, the pre-test and post-test were different.

The researcher found that there was a significant difference between experimental class and controlled class. The significance difference result of students was 17.18 (t-test) and the level of significance (D) = 0.05 and ($df:n-2$) = $52 - 2 = 50$, where $n_1 = 26$ and $n_2 = 26$. The value of t-table was 2.009 while the value of t-test $17.18 > 2.009$, it means that hypothesis was accepted.

B. Suggestion

The research findings indicate that music video could be applied in teaching vocabulary since it could motivate the students to learning language more. As the result, some suggestions are proposed as follows:

1. English teachers should applied creative media in the classroom for teaching vocabulary, so it is advisable to the teachers to implement Music Video as one of alternative media in teaching vocabulary in order toward the students' vocabulary mastery.
2. It is suggested that the teachers can use the music video as one of many alternatives media in improving students' vocabulary mastery.
3. The English teacher should be more creative to choose media in teaching vocabulary, arrange the learning environment and become the best facilitator in learning English.
4. This research will be a useful information and contribution for the next researcher especially about students' vocabulary mastery.
5. For the next researchers who want to use music video, it would be better if the next researcher is conducted in a longer period.

Finally, the researcher realizes that there are still many shortages in her thesis, so the researcher really expects the criticism and suggestion for the improvements. Thus, the researcher also hopes this thesis can be meaningful for the teacher of English as well as students and further researchers.

REFERENCES

- Alwehaibi, H. (2013) *The impact of using YouTube in EFL*. Proceedings of the Clute International Academic Conference, Paris, France.
- Awaliah, D. 2014. *The Effectiveness of Picture Series Towards Students' Writing Skill in Narrative Text*.
- Balcinkali, C. (2011). *Long Live, YouTube: L2 Stories about YouTube in language learning*.
- Barra, Carmen. 2005. *working with vocabulary*. Chile.
- Bonet, Diana. 1991. *Vocabulary Improvement*. Boston: Thomson Course Technology
- Burhayani. 2013. *The Effectiveness of Teaching Vocabulary through Songs to the Second Years Students of Ikatan Keluarga Kesejahteraan Tentara (IKKT) Elementary School West Jakarta*. Jakarta: Universitas Negeri Jakarta.
- Cardenas. 2001. *Issues on Active Speaking Vocabulary Assessment*. Iowa State University.
- Diamond, Linda and Gutlohn, Linda. 2006. *Teaching vocabulary*. Retrieved from Internet: <http://eltj.oxfordjournals.org/cgi/content/abstract/50/1/52> on June 9, 2018.
- Gasma, Y. Yufriзал, H. and Sukirlan, M. 2017. *Teaching Vocabulary Through Song At The First Grade Of Senior High School*.
- Gay. 2006. *Educational Research: Competencies for Analysis and Application*. Upper Saddle River.
- Hamdzah, P. N. R. 2015. *The Effectiveness of WH-Questions towards Generating Ideas in Writing Recount Text at the Eight Grade Students of SMP Hasan Munahir Karangany IN Academic Year 2014/2105*.
- Harmer, Jeremy. 1991. *The Practice of English Language Teaching*. Harlow: Longman Class UK Limited, 1st published. 296 s. ISBN 0582 04656 4.
- Hasan, Iqbal. 2010. *Analisis Data Penelitian Dengan Statistik*. Jakarta: Bumi Aksara
- Heriyanto, Dwi. 2015. *The Effectiveness of Using Youtube For Vocabulary Mastery*

- Helena, L.F.F. 2007. *How to teach vocabulary effectively An analysis of the course book Eyes and Spies*. Praia: Trabalho.
- Henriksen, B. 1996. *Semantisation, retention, and accessibility: key concepts in vocabulary learning*.
- Hubbard, P. and al. 1983. *A training Course for TEFL*. Oxford: OUP
- Jafre M.Z.A. Azman, Rahima. 2011. *The Effectiveness of Using Songs in YouTube toward Vocabulary Competence among Upper Secondary School Studies*. Malaysia: ACADEMY PUBLISHER Manufactured in Finland.
- Martha, E.S. 2012. *Improving Students' Vocabulary Mastery by Using Songs at The Grade Sixth of State Elementary School of 45 Bungo Pasang Padang*. Padang
- Mayer, R (2009). *Multimedia Learning* (2nd ed). New York: Cambridge University Press.
- McKEOWN, M. G., L. 2002. *Bringing words to life: Robust vocabulary instruction*. New York, NY: Guilford
- Montgomery, J., 2007. *The Bridge of Vocabulary: Evidence Based Activities for Academic Success*. NCS Pearson Inc
- Muijs, Daniel. 2004. *Doing Quantitative Research in Education: With SPSS*. Thousand Oaks, CA: SAGE Publications
- Murphey, T. 1992. *Music and Song*. New York: Oxford University Press.
- MushafMuslimah. 2010. Bandung: Jabal.
- Mutakabbir, Amran. 2014. *The Effectiveness of Using Narrating Picture toward the Speaking Ability of the second Year Students at SMPN 1 Sinjai Selatan*. Thesis UIN Alauddin Makassar.
- Nation, I. S. P. 2001. *Learning vocabulary in another language*. Cambridge: Cambridge University Press.
- Nurchayyasi, febrianti. 2012. *Using Music Videos Toward The Ability In Writing Narrative Texts Of The Eleventh Graders In SMANegeri 4 Malang*. Thesis English Language Teaching, States University of Malang.
- Oxford Learner's Pocket Dictionary. 1991. Oxford University Press 1991

- Phisutthangkoon, Kittiya. 2016. *Effectiveness of English Song Activities on Vocabulary Learning and Retention*. Thesis. Rajamangala University of Technology Srivijaya, Thailand: Official Conference Proceedings.
- Pilka, Jiří. 1959. *Svět hudby*. Praha: Státní nakladatelství krásné literatury, hudby a umění, n.p. 1st published 1959. 314 s.
- Ramadhan, Gibran 2016. Pengertian Instrumen dan Macam-Macamnya. Posted on October 7. On: <http://gibran-deleonardo.blogspot.com/2016/10/pengertian-instrumen-penelitiandan.html>. Accessed on July, 16.
- Rammal, S.M. 2006. *Using Video in the EFL Classroom*. Paper presented in CDELT 25th Annual Symposium, Egypt.
- Richard, Jack C. and Renandya, Willy A., 2002. *Methodology in Language Teaching: An Anthology of Current Practice*. New York: Cambridge University Press.
- Stockbridge, S. 1987. Music Video: Questions on Performance, Pleasure, and Address. *The Australian Journal of Media & Culture*, (Online), 1(2), (<http://www.mcc.murdoch.edu.au/ReadingRoom/1.2/Stockbridge.html>), accessed on June 23rd, 2018.
- Sudijono, A. 2015. *Pengantar Statistika Pendidikan*. Jakarta: PT Raja Grafindo Persada.
- Sudjana, Nana. 2010. *Cerdas Berhitung BSE*. Bandung: Transito.
- Sugiyono. 2017. *Metode penelitian pendidikan*. Bandung: Alfabeta.
- Thornburry, Scott. 2002. *How to teach vocabulary*. England: Longman, Pearson Education limited.
- Wrenshall, John. 2002. *Using song toward Communication Competence*. Bangkok: AUA Language Center., p. 43.



APPENDICES

UNIVERSITAS ISLAM NEGERI

ALAUDDIN

MAKASSAR

APPENDIX I

*The Classification of Students' Pre-test and Post-Test Score in Controlled Group
(X IPS)*

No.	Students	Pre-test	Post-test	X_1^2	X_2^2
1	AKHMAD	23	37	529	1369
2	DAHLIA WINDA	37	40	1369	1600
3	HAERUL ANAM	27	20	729	400
4	HAMZAH	20	37	400	1369
5	MUH. RAEHAN FATAHILLAH	40	43	1600	1849
6	MUH. REZA R.	13	23	169	529
7	NUR HALIS ALDI	20	27	400	729
8	RIVAL ADZANI	27	37	729	1369
9	ROSTINA	17	20	289	400
10	SANTI	43	50	1849	2500
11	SARTIKA	40	43	1600	1849
12	SULAIMAN	37	40	1369	1600
13	WANDI SAPUTRA	17	20	289	400
14	NUR HALIQ	27	37	729	1369
15	NUR RAHMAT	37	40	1369	1600
16	LIDAYANTI	20	27	400	729
17	RAHMAWATI	20	27	400	729
18	SUHARTINA	27	37	729	1369
19	SYAMSIR	40	43	1600	1849
20	MUH. SAID	37	50	1369	2500
21	MUH. AMIN NUR	27	20	729	400
22	MUH. RISWAN	20	27	400	729
23	MULDANI	20	37	400	1369
24	NUR ASIZAH	40	67	1600	4489
25	NUR FADLIAH	37	40	1369	1600
26	NUR INSANI	20	27	400	729
	Total Score	733	916	22.815	35.524

APPENDIX II

The Classification of Students' Pre-test and Post-Test Score in Experimental Group (X MIPA)

No.	Students	Pre-test	Post-test	X_1^2	X_2^2
1	Andi Ririn Hardianti S.	50	83	2500	6889
2	Asnita	33	67	1089	4489
3	Dewi Sartika	27	50	729	2500
4	Diva Eyzhin Nur	37	67	1369	4489
5	Fitra	30	70	900	4900
6	Fitra Sulistiawati	47	73	2209	5329
7	Isnaeni	37	70	1369	4900
8	Muh. Haedir B.	50	83	2500	6889
9	Muh. Irwan	47	83	2209	6889
10	Mur. Zarqani Anas	20	50	400	2500
11	Mutnadia Ramadhani	33	67	1089	4489
12	Nuralim	20	67	400	4489
13	Nurmayasari	53	83	2809	6889
14	Putri Damayanti	40	73	1600	5329
15	Rifaldi Ahmad Efendi	47	80	2209	6400
16	Rifka Amanda	30	70	900	4900
17	Rifqy Ariadi	20	80	400	6400
18	Rika Raihana	60	93	3600	8649
19	Rosnia	16	50	256	2500
20	Sri Devi	16	50	256	2500
21	Sulfhina	37	73	1369	5329
22	Supriadi	37	70	1369	4900
23	Zaenab	20	70	400	4900
24	Zaidatun Khadijah	23	50	529	2500
25	Zalsabila	27	67	729	4489
26	Zulfikar	20	73	400	5329
	Total Score	877	1812	33.589	129.766

APPENDIX III

The Mean Score of Experimental and Controlled Group

A. Experimental Class

1. Pre-test

$$M_x = \frac{\Sigma X}{N}$$

$$M_x = \frac{877}{26}$$

$$M_x = 33.73$$

2. Post-test

$$M_x = \frac{\Sigma X}{N}$$

$$M_x = \frac{1812}{26}$$

$$M_x = 69.69$$

B. Controlled Class

1. Pre-test

$$M_x = \frac{\Sigma X}{N}$$

$$M_x = \frac{733}{26}$$

$$M_x = 28.19$$

2. Post-test

$$M_x = \frac{\Sigma X}{N}$$

$$M_x = \frac{916}{26}$$

$$M_x = 35.23$$

UNIVERSITAS ISLAM NEGERI
ALAUDDIN
MAKASSAR

APPENDIX IV

Standard deviation of Experimental and Controlled class

A. Experiment Class

1. Pre-Test

$$SD = \sqrt{\frac{SS_1}{n-1}}$$

Where,

$$SS_1 = \sum X_1^2 - \frac{(\sum X_1)^2}{n}$$

$$SS_1 = 33589 - \frac{(877)^2}{26}$$

$$SS_1 = 33589 - \frac{769129}{26}$$

$$SS_1 = 33589 - 29581.88$$

$$SS_1 = 4007.12$$

$$SD = \sqrt{\frac{SS_1}{n-1}}$$

$$SD = \sqrt{\frac{4007.12}{26-1}}$$

$$SD = \sqrt{\frac{4007.12}{25}}$$

$$SD = \sqrt{160.28}$$

$$SD = 12.66$$

2. Post-Test

$$SD = \sqrt{\frac{SS_1}{n-1}}$$

Where,

$$SS_1 = \sum X_1^2 - \frac{(\sum X_1)^2}{n}$$

$$SS_1 = 129766 - \frac{(1812)^2}{26}$$

$$SS_1 = 129766 - \frac{3283344}{26}$$

$$SS_1 = 129766 - 126282.46$$

$$SS_1 = 3483.54$$

$$SD = \sqrt{\frac{SS_1}{n-1}}$$

$$SD = \sqrt{\frac{3483.54}{26-1}}$$

$$SD = \sqrt{\frac{3483.54}{25}}$$

$$SD = \sqrt{139.34}$$

$$SD = 11.80$$

B. Controlled Class

1. Pre-Test

$$SD = \sqrt{\frac{SS_2}{n-1}}$$

$$\text{Where, } SS_2 = \sum X_2^2 - \frac{(\sum X_2)^2}{n}$$

$$SS_2 = 22815 - \frac{(733)^2}{26}$$

$$SS_2 = 22815 - \frac{537289}{26}$$

$$SS_2 = 22815 - 20664.96$$

$$SS_2 = 2150.04$$

$$SD = \sqrt{\frac{SS_2}{n-1}}$$

$$SD = \sqrt{\frac{2150.04}{26-1}}$$

$$SD = \sqrt{\frac{2150.04}{25}}$$

$$SD = \sqrt{86.00}$$

$$SD = 9.27$$

2. Post-Test

$$SD = \sqrt{\frac{SS_2}{n-1}}$$

$$\text{Where, } SS_2 = \sum X_2^2 - \frac{(\sum X_2)^2}{n}$$

$$SS_2 = 35524 - \frac{(916)^2}{26}$$

$$SS_2 = 35524 - \frac{839056}{26}$$

$$SS_2 = 35524 - 32271.38$$

$$SS_2 = 3252.62$$

$$SD = \sqrt{\frac{SS_2}{n-1}}$$

$$SD = \sqrt{\frac{3252.62}{26-1}}$$

$$SD = \sqrt{\frac{3252.62}{25}}$$

$$SD = \sqrt{130.10}$$

$$SD = 11.40$$

APPENDIX V
The Significance Different

Pre test

$$M_1 = 33.37$$

$$SS_1 = 4007.12$$

$$M_2 = 28.19$$

$$SS_2 = 2150.04$$

1. t-Test

$$t = \frac{M_1 - M_2}{\sqrt{\left(\frac{SS_1 + SS_2}{n_1 + n_2 - 2}\right) \left(\frac{1}{n_1} + \frac{1}{n_2}\right)}}$$

$$t = \frac{33.37 - 28.19}{\sqrt{\left(\frac{4007.12 + 2150.04}{26 + 26 - 2}\right) \left(\frac{1}{26} + \frac{1}{26}\right)}}$$

$$t = \frac{5.18}{\sqrt{\left(\frac{6157.16}{50}\right) (0.03)}}$$

$$= \frac{5.18}{\sqrt{(123.14)(0.03)}}$$

$$= \frac{5.18}{\sqrt{(3.69)}}$$

$$= \frac{5.18}{1.92}$$

$$t \text{ Hitung} = 2.69$$

Post test

$$M_1 = 69.69$$

$$SS_1 = 3483.54$$

$$M_2 = 35.23$$

$$SS_2 = 3252.62$$

2. t-Test

$$t = \frac{M_1 - M_2}{\sqrt{\left(\frac{SS_1 + SS_2}{n_1 + n_2 - 2}\right) \left(\frac{1}{n_1} + \frac{1}{n_2}\right)}}$$

$$t = \frac{69.69 - 35.32}{\sqrt{\left(\frac{3483.54 + 3252.62}{26 + 26 - 2}\right) \left(\frac{1}{26} + \frac{1}{26}\right)}}$$

$$\begin{aligned}
 t &= \frac{34.37}{\sqrt{\left(\frac{6736.16}{50}\right)(0.03)}} \\
 &= \frac{34.37}{\sqrt{(134.72)(0.03)}} \\
 &= \frac{34.37}{\sqrt{(4.04)}} \\
 &= \frac{34.37}{2.00}
 \end{aligned}$$

t Hitung= 17.18

3. t- Table

For level of significance (D) = 0.05

Degree of freedom (df) = (N1 + N2) - 2 = (26 + 26) - 2 = 50

t - Table = 2.009

4. effectiveness Test

$$R(\theta_2, \theta_1) = \frac{\text{Var } \theta_1}{\text{Var } \theta_2}$$

$$R(\theta_2, \theta_1) = \frac{11.40}{11.80}$$

$$R(\theta_2, \theta_1) = 0.96$$

APPENDIX VI

The Distribution of T-Table

<i>Df</i>	<i>P</i>			
	0.10	0.05	0.01	0.001
1	6.314	12.706	63.657	636.619
2	2.920	4.03	9.925	31.599
3	2.353	3.82	5.841	12.924
4	2.132	2.76	4.604	8.610
5	2.015	2.71	4.032	6.869
6	1.943	2.447	3.707	5.959
7	1.895	2.365	3.499	5.408
8	1.860	2.306	3.355	5.041
9	1.833	2.262	3.250	4.781
10	1.812	2.228	3.169	4.587
11	1.796	2.201	3.106	4.437
12	1.782	2.179	3.055	4.318
13	1.771	2.160	3.012	4.221
14	1.761	2.145	2.977	4.140
15	1.753	2.131	2.947	4.073
16	1.746	2.120	2.921	4.015
17	1.740	2.110	2.898	3.965
18	1.734	2.101	2.878	3.922
19	1.729	2.093	2.861	3.883
20	1.725	2.086	2.845	3.850
21	1.721	2.080	2.831	3.819
22	1.717	2.074	2.819	3.792
23	1.714	2.069	2.807	3.768
24	1.711	2.064	2.797	3.745
25	1.708	2.060	2.787	3.725
26	1.706	2.056	2.779	3.707
27	1.703	2.052	2.771	3.690
28	1.701	2.048	2.763	3.674
29	1.699	2.045	2.756	3.659
30	1.697	2.042	2.750	3.646
40	1.684	2.021	2.704	3.551
50	1.676	2.009	2.678	3.496
60	1.671	2.000	2.660	3.460
80	1.664	1.990	2.639	3.416

RENCANA PELAKSANA PEMBELAJARAN (RPP)

Satuan Pendidikan	: MA Muhammadiyah Bantaeng
Mata Pelajaran	: Bahasa Inggris
Kelas / Semester	: X/1
Materi Pokok	: Teks Deskriptif Sederhana tentang Nama-nama Tempat, Jenis-jenis Profesi, serta Alam dan Sekitarnya Sesuai dengan Konteks Penggunaannya
Alokasi Waktu	: 4 Minggu X 8 JP @ 25 Menit

A. Kompetensi Inti

- KI-1 dan KI-2: Menghayati dan mengamalkan ajaran agama yang dianutnya. Menghayati dan mengamalkan perilaku jujur, disiplin, santun, peduli (gotong royong, kerjasama, toleran, damai), bertanggung jawab, responsif, dan pro-aktif dalam berinteraksi secara efektif sesuai dengan perkembangan anak di lingkungan, keluarga, sekolah, masyarakat dan lingkungan alam sekitar, bangsa, negara, kawasan regional, dan kawasan internasional.
- KI-3: Memahami, menerapkan, dan menganalisis pengetahuan faktual, konseptual, prosedural, dan metakognitif berdasarkan rasa ingin tahunya tentang ilmu pengetahuan, teknologi, seni, budaya, dan humaniora dengan wawasan kemanusiaan, kebangsaan, kenegaraan, dan peradaban terkait penyebab fenomena dan kejadian, serta menerapkan pengetahuan prosedural pada bidang kajian yang spesifik sesuai dengan bakat dan minatnya untuk memecahkan masalah
- KI-4: Mengolah, menalar, dan menyaji dalam ranah konkret dan ranah abstrak terkait dengan pengembangan dari yang dipelajarinya di sekolah secara mandiri, bertindak secara efektif dan kreatif, serta mampu menggunakan metode sesuai kaidah keilmuan

B. Kompetensi Dasar dan Indikator Pencapaian Kompetensi

Kompetensi Dasar	Indikator
3.7 Menganalisis Fungsi Sosial, Struktur Teks, dan Unsur Kebahasaan dari Teks Deskriptif Sederhana Tentang Nama-nama Tempat, Jenis-jenis Profesi, serta Alam dan Sekitarnya Sesuai dengan Konteks Penggunaannya	3.7.3 Memahami Unsur Kebahasaan (Kosa Kata) dari Teks Deskriptif Sederhana Tentang Nama-nama Tempat, Jenis-jenis Profesi, serta Alam dan Sekitarnya Sesuai dengan Konteks Penggunaannya

C. Tujuan Pembelajaran

- Setelah mengikuti proses pembelajaran, peserta didik diharapkan dapat:
- 3.7.3 Memahami Unsur Kebahasaan (Kosa Kata) dari Teks Deskriptif Sederhana Tentang Nama-nama Tempat, Jenis-jenis Profesi, serta Alam dan Sekitarnya Sesuai dengan Konteks Penggunaannya

D. Materi Pembelajaran

- Fungsi Sosial
 - Menjelaskan, mendeskripsikan, menyangkal, menanyakan, dsb.
- Struktur Teks
 - Memulai
 - Menanggapi (diharapkan/ di luar dugaan)
- Topik

Kegiatan, tindakan, kejadian, peristiwa yang dapat menumbuhkan perilaku yang termuat di KI

E. Metode Pembelajaran

1. Pendekatan : Saintifik
2. Metode : Ceramah, *Music Video*

F. Media Pembelajaran

1. Media : Lembar Penilaian spidol, laptop, LCD, alat lain yang relevan

G. Sumber Belajar

1. Buku Penunjang Kurikulum 2013 Mata Pelajaran Bahasa Inggris Kelas X, Kemendikbud, Revisi Tahun 2016
2. Kamus Bahasa Inggris
3. Pengalaman peserta didik dan guru

H. Langkah-langkah Pembelajaran

1. Pertemuan Ke-1

No.	Kegiatan	Waktu
1.	<p style="text-align: center;">Pendahuluan</p> <ol style="list-style-type: none"> a. Membuka pembelajaran dengan salam dan berdo'a bersama dipimpin oleh salah seorang peserta didik dengan penuh <i>khidmat</i>. b. Mengondisikan kelas agar kondusif untuk mendukung proses pembelajaran dengan cara meminta siswa merapikan papan tulis, merapikan tempat duduk dan mengambil sampah yang masih berserakan di lantai kelas. c. Mengajak dan memotivasi siswa agar selalu mengamalkan ilmu pengetahuan yang diperoleh di dalam kehidupan sebagai tanda syukur kepada Tuhan. d. Memperkenalkan materi yang akan dipelajari. 	5 Menit
2.	<p style="text-align: center;">Kegiatan Inti</p> <p>Mengamati: Membaca dan memahami Unsur Kebahasaan (Kosa Kata) dari Teks Deskriptif Sederhana Tentang Nama-nama Tempat Sesuai dengan Konteks Penggunaannya (bagian 1)</p> <p>Aktivitas pemrolehan kosa kata (Vocabulary) Pemrolehan kosa kata dilakukan dengan cara menonton/mendengarkan <i>Music Video</i> yang di dalamnya terdapat kata benda (noun), seperti nam tempat, profesi, ataupun alam sekitar dengan langkah-langkah berikut:</p> <ol style="list-style-type: none"> 1. Peneliti memperkenalkan dan menjelaskan tentang <i>Music Video</i> 2. Peneliti memperlihatkan 3 <i>Music Video</i> dengan judul yang sama tetapi isi videonya berbeda 3. Siswa diperlihatkan <i>Music Video</i> yang pertama yaitu tanpa subtitle 4. Siswa diperlihatkan <i>Music Video</i> kedua yaitu dengan subtitle bahasa Inggris 5. Siswa diperlihatkan <i>Music Video</i> ketiga dengan subtitle bahasa Inggris lengkap dengan terjemahannya. 6. Siswa diminta untuk menuliska kosakata baru yang mereka ketahui setelah menonton <i>Music Video</i> tersebut. 	15Menit
3.	Penutup	5Menit

	<p>Guru bersama siswa, baik secara individual maupun kelompok melakukan refleksi untuk:</p> <ol style="list-style-type: none"> Mengevaluasi seluruh rangkaian aktivitas pembelajaran dan hasil-hasil yang diperoleh untuk selanjutnya secara bersama menemukan manfaat langsung maupun tidak langsung dari hasil pembelajaran yang telah berlangsung; Memberikan umpan balik terhadap proses dan hasil pembelajaran; Guru menutup pembelajaran dengan mengucapkan <i>hamdalah</i> dan memberi salam. 	
--	---	--

2. Pertemuan Ke-2		
No.	Kegiatan	Waktu
1.	<p style="text-align: center;">Pendahuluan</p> <ol style="list-style-type: none"> Membuka pembelajaran dengan salam dan berdo'a bersama dipimpin oleh salah seorang peserta didik dengan penuh <i>khidmat</i>. Mengondisikan kelas agar kondusif untuk mendukung proses pembelajaran dengan cara meminta siswa merapikan papan tulis, merapikan tempat duduk dan mengambil sampah yang masih berserakan di lantai kelas. Mengajak dan memotivasi siswa agar selalu mengamalkan ilmu pengetahuan yang diperoleh di dalam kehidupan sebagai tanda syukur kepada Tuhan. Memperkenalkan materi yang akan dipelajari. 	5 Menit
2.	<p style="text-align: center;">Kegiatan Inti</p> <p>Mengamati: Membaca dan memahami Unsur Kebahasaan (Kosa Kata) dari Teks Deskriptif Sederhana Tentang Nama-nama Tempat Sesuai dengan Konteks Penggunaannya (bagian 2)</p> <p>Aktivitas pemrolehan kosa kata (Vocabulary) Pemrolehan kosa kata dilakukan dengan cara menonton/mendengarkan <i>Music Video</i> yang di dalamnya terdapat kata benda (noun), seperti nam tempat, profesi, ataupun alam, dengan langkah-langkah berikut:</p> <ol style="list-style-type: none"> Siswa diperlihatkan <i>Music Video</i> tanpa subtitle Peneliti memberikan selebaran kertas berisikan lirik lagu kepada masing-masing siswa Siswa diminta untuk melengkapi teks yang kosong dalam lirik lagu tersebut Siswa diminta untuk saling bertukar jawaban dengan teman kelas Siswa diperlihatkan kembali <i>Music Video</i> lengkap dengan subtitlenya Siswa diminta untuk menuliskan kosakata baru yang mereka ketahui setelah menonton <i>Music Video</i> tersebut. 	15Menit
3.	<p style="text-align: center;">Penutup</p> <p>Guru bersama siswa, baik secara individual maupun kelompok melakukan refleksi untuk:</p> <ol style="list-style-type: none"> Mengevaluasi seluruh rangkaian aktivitas pembelajaran dan hasil-hasil yang diperoleh untuk selanjutnya secara bersama menemukan manfaat langsung maupun tidak langsung dari hasil pembelajaran yang telah berlangsung; Memberikan umpan balik terhadap proses dan hasil pembelajaran; Guru menutup pembelajaran dengan mengucapkan <i>hamdalah</i> dan memberi 	5Menit

	salam.	
--	--------	--

3. Pertemuan Ke-3		
No.	Kegiatan	Waktu
1.	<p style="text-align: center;">Pendahuluan</p> <p>a. Membuka pembelajaran dengan salam dan berdo'a bersama dipimpin oleh salah seorang peserta didik dengan penuh <i>khidmat</i>.</p> <p>b. Mengondisikan kelas agar kondusif untuk mendukung proses pembelajaran dengan cara meminta siswa merapikan papan tulis, merapikan tempat duduk dan mengambil sampah yang masih berserakan di lantai kelas.</p> <p>c. Mengajak dan memotivasi siswa agar selalu mengamalkan ilmu pengetahuan yang diperoleh di dalam kehidupan sebagai tanda syukur kepada Tuhan.</p> <p>d. Memperkenalkan materi yang akan dipelajari.</p>	5 Menit
2.	<p style="text-align: center;">Kegiatan Inti</p> <p>Mengamati: Membaca dan memahami Unsur Kebahasaan (Kosa Kata) dari Teks Deskriptif Sederhana Tentang Nama-nama Tempat Sesuai dengan Konteks Penggunaannya (bagian 3)</p> <p>Aktivitas pemrolehan kosa kata (Vocabulary) Pemrolehan kosa kata dilakukan dengan cara menonton/mendengarkan <i>Music Video</i> yang di dalamnya terdapat kata benda (noun), seperti nam tempat, profesi, ataupun alam, dengan langkah-langkah berikut:</p> <ol style="list-style-type: none"> 1. Siswa dibagi menjadi beberapa kelompok, terdiri dari 5 orang tiap kelompok. 2. Peneliti menunjukkan <i>Music Video</i> tanpa subtitle kepada siswa 3. Memberikan intruksi lisan dan tertulis 4. Setiap kelompok bersaing untuk menemukan kosa kata dalam jangka waktu 15 menit.siswa 5. Setelah waktu habis, masing-masing kelompok diminta untuk mempresentasikan kosa kata yang ditemukannya 6. Kelompok yang mengumpulkan kosa kata yang paling banyak adalah pemenangnya 	15Menit
3.	<p style="text-align: center;">Penutup</p> <p>Guru bersama siswa, baik secara individual maupun kelompok melakukan refleksi untuk:</p> <ol style="list-style-type: none"> a. Mengevaluasi seluruh rangkaian aktivitas pembelajaran dan hasil-hasil yang diperoleh untuk selanjutnya secara bersama menemukan manfaat langsung maupun tidak langsung dari hasil pembelajaran yang telah berlangsung; b. Memberikan umpan balik terhadap proses dan hasil pembelajaran; c. Guru menutup pembelajaran dengan mengucapkan <i>hamdalah</i> dan memberi salam. 	5Menit

4. Pertemuan Ke-4		
No.	Kegiatan	Waktu
1.	Pendahuluan	5 Menit

	<ul style="list-style-type: none"> a. Membuka pembelajaran dengan salam dan berdo'a bersama dipimpin oleh salah seorang peserta didik dengan penuh <i>khidmat</i>. b. Mengondisikan kelas agar kondusif untuk mendukung proses pembelajaran dengan cara meminta siswa merapikan papan tulis, merapikan tempat duduk dan mengambil sampah yang masih berserakan di lantai kelas. c. Mengajak dan memotivasi siswa agar selalu mengamalkan ilmu pengetahuan yang diperoleh di dalam kehidupan sebagai tanda syukur kepada Tuhan. d. Memperkenalkan materi yang akan dipelajari. 	
2.	<p style="text-align: center;">Kegiatan Inti</p> <p>Mengamati: Membaca dan memahami Unsur Kebahasaan (Kosa Kata) dari Teks Deskriptif Sederhana Tentang Nama-nama Tempat Sesuai dengan Konteks Penggunaannya (bagian 4)</p> <p>Aktivitas pemrolehan kosa kata (Vocabulary) Pemrolehan kosa kata dilakukan dengan cara menonton/mendengarkan <i>Music Video</i> yang di dalamnya terdapat kata benda (noun), seperti nam tempat, profesi, ataupun alam, dengan langkah-langkah berikut:</p> <ol style="list-style-type: none"> 1. Siswa dibagi menjadi beberapa kelompok terdiri dari 5 orang tiap kelompok 2. Peneliti memperlihatkan <i>Music Video</i> tanpa subtitle 3. Setiap kelompok diminta untuk menuliskan lirik dari lagu tersebut 4. Setelah waktu habis, masing-masing kelompok diminta untuk mempresentasikan kosa kata yang ditemukannya 5. Peneliti menunjukkan kembali <i>Music Video</i> lengkap dengan subtitle dan terjemahannya. 6. Siswa diminta untuk menuliskan kosakata baru yang mereka ketahui setelah menonton <i>Music Video</i> tersebut secara individu. 	15Menit
3.	<p style="text-align: center;">Penutup</p> <p>Guru bersama siswa, baik secara individual maupun kelompok melakukan refleksi untuk:</p> <ol style="list-style-type: none"> a. Mengevaluasi seluruh rangkaian aktivitas pembelajaran dan hasil-hasil yang diperoleh untuk selanjutnya secara bersama menemukan manfaat langsung maupun tidak langsung dari hasil pembelajaran yang telah berlangsung; b. Memberikan umpan balik terhadap proses dan hasil pembelajaran; c. Guru menutup pembelajaran dengan mengucapkan <i>hamdalah</i> dan memberi salam. 	5Menit

5. Pertemuan Ke-5

No.	Kegiatan	Waktu
1.	<p style="text-align: center;">Pendahuluan</p> <ol style="list-style-type: none"> a. Membuka pembelajaran dengan salam dan berdo'a bersama dipimpin oleh salah seorang peserta didik dengan penuh <i>khidmat</i>. b. Mengondisikan kelas agar kondusif untuk mendukung proses pembelajaran dengan cara meminta siswa merapikan papan tulis, merapikan tempat duduk dan mengambil sampah yang masih berserakan di lantai kelas. 	5 Menit

	<p>c. Mengajak dan memotivasi siswa agar selalu mengamalkan ilmu pengetahuan yang diperoleh di dalam kehidupan sebagai tanda syukur kepada Tuhan.</p> <p>d. Memperkenalkan materi yang akan dipelajari.</p>	
2.	<p style="text-align: center;">Kegiatan Inti</p> <p>Mengamati: Membaca dan memahami Unsur Kebahasaan (Kosa Kata) dari Teks Deskriptif Sederhana Tentang jenis-jenis profesi Sesuai dengan Konteks Penggunaannya (bagian 1)</p> <p>Aktivitas pemrolehan kosa kata (Vocabulary) Pemrolehan kosa kata dilakukan dengan cara menonton/mendengarkan <i>Music Video</i> yang di dalamnya terdapat kata benda (noun), seperti nam tempat, profesi, ataupun alam, dengan langkah-langkah berikut:</p> <ol style="list-style-type: none"> 1. Peneliti menunjukkan <i>Music Video</i> dengan subtitle bahasa Inggris 2. Peneliti memberikan beberapa soal/pertanyaan terkait dengan <i>Music Video</i> tersebut 3. Setelah waktu habis, masing-masing kelompok diminta untuk mempresentasikan kosa kata yang ditemukannya 4. Peneliti menunjukkan kembali <i>Music Video</i> lengkap dengan subtitle dan terjemahannya 5. Siswa diminta untuk menuliskan kosakata baru yang mereka ketahui setelah menonton <i>Music Video</i> tersebut secara individu. 	15Menit
3.	<p style="text-align: center;">Penutup</p> <p>Guru bersama siswa, baik secara individual maupun kelompok melakukan refleksi untuk:</p> <ol style="list-style-type: none"> a. Mengevaluasi seluruh rangkaian aktivitas pembelajaran dan hasil-hasil yang diperoleh untuk selanjutnya secara bersama menemukan manfaat langsung maupun tidak langsung dari hasil pembelajaran yang telah berlangsung; b. Memberikan umpan balik terhadap proses dan hasil pembelajaran; c. Guru menutup pembelajaran dengan mengucapkan <i>hamdalah</i> dan memberi salam. 	5Menit

6. Pertemuan Ke-6		
No.	Kegiatan	Waktu
1.	<p style="text-align: center;">Pendahuluan</p> <ol style="list-style-type: none"> a. Membuka pembelajaran dengan salam dan berdo'a bersama dipimpin oleh salah seorang peserta didik dengan penuh <i>khidmat</i>. b. Mengondisikan kelas agar kondusif untuk mendukung proses pembelajaran dengan cara meminta siswa merapikan papan tulis, merapikan tempat duduk dan mengambil sampah yang masih berserakan di lantai kelas. c. Mengajak dan memotivasi siswa agar selalu mengamalkan ilmu pengetahuan yang diperoleh di dalam kehidupan sebagai tanda syukur kepada Tuhan. d. Memperkenalkan materi yang akan dipelajari. 	5 Menit
2.	<p style="text-align: center;">Kegiatan Inti</p> <p>Mengamati: Membaca dan memahami Unsur Kebahasaan (Kosa Kata) dari Teks Deskriptif</p>	15Menit

	<p>Sederhana Tentang jenis-jenis profesi Sesuai dengan Konteks Penggunaannya (bagian 2)</p> <p>Aktivitas pemrolehan kosa kata (<i>Vocabulary</i>)</p> <p>Pemrolehan kosa kata dilakukan cara menonton/mendengarkan <i>Music Video</i> yang di dalamnya terdapat kata benda (noun), seperti nam tempat, profesi, ataupun alam, dengan langkah-langkah berikut:</p> <ol style="list-style-type: none"> 1. Siswa diperlihatkan <i>Music Video</i> tanpa subtitle 2. Peneliti memberikan selembaran kertas kosong kepada masing-masing siswa 3. Siswa diminta untuk menuliskan kosakata yang didengarkan 4. Siswa diminta untuk membedakan jenis-jeni kosa kata tersebut 5. Siswa diminta untuk saling bertukar lembar jawaban dengan sesama teman kelasa 6. Siswa diminta untuk menuliskan kosa kata baru yang mereka ketahui setelah menonton <i>Music Video</i> tersebut. 	
3.	<p style="text-align: center;">Penutup</p> <p>Guru bersama siswa, baik secara individual maupun kelompok melakukan refleksi untuk:</p> <ol style="list-style-type: none"> a. Mengevaluasi seluruh rangkaian aktivitas pembelajaran dan hasil-hasil yang diperoleh untuk selanjutnya secara bersama menemukan manfaat langsung maupun tidak langsung dari hasil pembelajaran yang telah berlangsung; b. Memberikan umpan balik terhadap proses dan hasil pembelajaran; c. Guru menutup pembelajaran dengan mengucapkan <i>hamdalah</i> dan memberi salam. 	5Menit

7. Pertemuan Ke-7

No.	Kegiatan	Waktu
1.	<p style="text-align: center;">Pendahuluan</p> <ol style="list-style-type: none"> a. Membuka pembelajaran dengan salam dan berdo'a bersama dipimpin oleh salah seorang peserta didik dengan penuh <i>khidmat</i>. b. Mengondisikan kelas agar kondusif untuk mendukung proses pembelajaran dengan cara meminta siswa merapikan papan tulis, merapikan tempat duduk dan mengambil sampah yang masih berserakan di lantai kelas. c. Mengajak dan memotivasi siswa agar selalu mengamalkan ilmu pengetahuan yang diperoleh di dalam kehidupan sebagai tanda syukur kepada Tuhan. d. Memperkenalkan materi yang akan dipelajari. 	5 Menit
2.	<p style="text-align: center;">Kegiatan Inti</p> <p>Mengamati:</p> <p>Membaca dan memahami Unsur Kebahasaan (Kosa Kata) dari Teks Deskriptif Sederhana Tentang jenis-jenis profesi Sesuai dengan Konteks Penggunaannya (bagian 3)</p> <p>Aktivitas pemrolehan kosa kata (<i>Vocabulary</i>)</p> <p>Pemrolehan kosa kata dilakukan dengan cara menonton/mendengarkan <i>Music Video</i> yang di dalamnya terdapat kata benda (noun), seperti nam tempat, profesi, ataupun alam, dengan langkah-langkah berikut:</p> <ol style="list-style-type: none"> 1. Peneliti menunjukkan <i>Music Video</i> tanpa subtitle kepada siswa 	15Menit

	<ol style="list-style-type: none"> 2. Memberikan intruksi lisan dan tulisan 3. Setiap siswa diminta untuk menemukan kosakata noun dalam jangka waktu 15 menit. 4. Setelah waktu habis, masing-masing kelompok diminta untuk mempresentasikan kosa kata yang ditemukannya 5. Siswa diminta untuk menuliskan kosakata baru yang mereka ketahui setelah menonton <i>Music Video</i> tersebut secara individu. 	
3.	<p style="text-align: center;">Penutup</p> <p>Guru bersama siswa, baik secara individual maupun kelompok melakukan refleksi untuk:</p> <ol style="list-style-type: none"> a. Mengevaluasi seluruh rangkaian aktivitas pembelajaran dan hasil-hasil yang diperoleh untuk selanjutnya secara bersama menemukan manfaat langsung maupun tidak langsung dari hasil pembelajaran yang telah berlangsung; b. Memberikan umpan balik terhadap proses dan hasil pembelajaran; c. Guru menutup pembelajaran dengan mengucapkan <i>hamdalah</i> dan memberi salam. 	5Menit

8. Pertemuan Ke-8		
No.	Kegiatan	Waktu
1.	<p style="text-align: center;">Pendahuluan</p> <ol style="list-style-type: none"> a. Membuka pembelajaran dengan salam dan berdo'a bersama dipimpin oleh salah seorang peserta didik dengan penuh <i>khidmat</i>. b. Mengondisikan kelas agar kondusif untuk mendukung proses pembelajaran dengan cara meminta siswa merapikan papan tulis, merapikan tempat duduk dan mengambil sampah yang masih berserakan di lantai kelas. c. Mengajak dan memotivasi siswa agar selalu mengamalkan ilmu pengetahuan yang diperoleh di dalam kehidupan sebagai tanda syukur kepada Tuhan. d. Memperkenalkan materi yang akan dipelajari. 	5 Menit
2.	<p style="text-align: center;">Kegiatan Inti</p> <p>Mengamati: Membaca dan memahami Unsur Kebahasaan (Kosa Kata) dari Teks Deskriptif Sederhana Tentang Alam dan Sekitarnya Sesuai dengan Konteks Penggunaannya (bagian 1)</p> <p>Aktivitas pemrolehan kosa kata (Vocabulary) Pemrolehan kosa kata dilakukan dengan cara menonton/mendengarkan <i>Music Video</i> yang di dalamnya terdapat kata benda (noun), seperti nam tempat, profesi, ataupun alam, dengan langkah-langkah berikut:</p> <ol style="list-style-type: none"> 1. Siswa dibagi menjadi beberapa kelompok terdiri dari 5 orang tiap kelompok 2. Peneliti memperlihatkan <i>Music Video</i> tanpa subtitle 3. Setiap kelompok diminta untuk menuliskan lirik dari lagu tersebut 4. Setelah waktu habis, masing-masing kelompok diminta untuk mempresentasikan kosa kata yang ditemukannya 5. Peneliti menunjukkan kembali <i>Music Video</i> lengkap dengan subtitle 	15Menit

	<p>dan terjemahannya.</p> <p>6. Siswa diminta untuk menuliskan kosakata baru yang mereka ketahui setelah menonton <i>Music Video</i> tersebut secara individu</p>	
3.	<p style="text-align: center;">Penutup</p> <p>Guru bersama siswa, baik secara individual maupun kelompok melakukan refleksi untuk:</p> <ol style="list-style-type: none"> Mengevaluasi seluruh rangkaian aktivitas pembelajaran dan hasil-hasil yang diperoleh untuk selanjutnya secara bersama menemukan manfaat langsung maupun tidak langsung dari hasil pembelajaran yang telah berlangsung; Memberikan umpan balik terhadap proses dan hasil pembelajaran; Guru menutup pembelajaran dengan mengucapkan <i>hamdalah</i> dan memberi salam. 	5Menit

I. Penilaian Hasil Pembelajaran

1. Penilaian Kognitif

- Kecermatan

2. Penilaian Afektif

No.	Nama	Aspek yang dinilai			Keterangan
		1	2	3	
1.					
2.					

Aspek yang dinilai:

- Menghormati siswa yang lain.
- Adil dan bijaksana
- Jujur/tidak menyontek

Rubrik Penilaian:

- Jika peserta didik sangat aktif nilai A, cukup B, kurang aktif C, dan tidak aktif D.
- Jika peserta didik sangat menghormati pendapat, nilai A, cukup nilai B, kurang menghormati nilai C, dan tidak menghormati sama sekali D.
- Cermat dan teliti dalam mengungkapkan pendapat dan penulisan maka nilai A, Cukup nilai B, kurang aktif nilai C, dan jika tidak cermat sama sekali maka nilai D.

3. Penilaian Psikomotorik

No.	Nama	Aspek yang dinilai		Keterangan
		1	2	
1.				
2.				

Aspek yang dinilai dan skornya:

- | | |
|---|--------|
| 1. Keaktifan dalam belajar menggunakan <i>Music Video</i> | : 2,00 |
| 2. Kemampuan mempresentasikan kata yang ditemukan | : 2,00 |
| Total Skor | : 4,00 |


anateng, Juni 2019

Guru Mata Pelajaran

Mahasiswa

ALMA S.Pd
NIK.

ELASARI
20400115020



Pre-Test

Nama :

Kelas :

A. Pilihlah jawaban yang paling tepat dari pilihan a, b, c atau d.

1. Theis so funny, He makes all audience at the studio laugh and happy.
 - a. lecturer
 - b. clown
 - c. sailor
 - d. farmer
2. I went to the yesterday because my teeth were in pain.
 - a. dentist
 - b. painter
 - c. tailor
 - d. baker
3. Edi always translates English document into Bahasa. Because he is a
 - a. writer
 - b. lawyer
 - c. translator
 - d. tailor
4. Ahmad is an , he has been writing a lot of bestselling books.
 - a. soldier
 - b. engineer
 - c. headmaster
 - d. author
5. My Uncle is a , He flies the plane.
 - a. pilot
 - b. farmer
 - c. fireman
 - d. postman
6. People go to to send a letter.
 - a. beach
 - b. police station
 - c. zoo
 - d. post office
7. My mother buys some flowers in the
 - a. park
 - b. airport
 - c. florist
 - d. office
8. The steals some fruits in the market.
 - a. king
 - b. driver
 - c. sailor
 - d. thief
9. We will got to the to watch the newest movie.
 - a. park
 - b. restaurant
 - c. cinema
 - d. garden
10. Mr. Ardi is a He goes to the bank every Sunday.
 - a. policeman
 - b. banker
 - c. pilot
 - d. fireman
11. My uncle is a he drives a truck everyday.
 - a. driver
 - b. dentist
 - c. doctor
 - d. pilot
12. We have to go to that to pass the big river
 - a. park
 - b. bridge
 - c. garden
 - d. store
13. The Doctor is in the room, he is checking the
 - a. boss
 - b. nurse
 - c. dentist
 - d. patient
14. In the you can find many foodstuff
 - a. field
 - b. office
 - c. kitchen
 - d. library

15. Students have to wear Uniform to go to
a. school
b. mall
c. bed
d. party
16. If we go to the....., we can see wonderful scenery of sea.
a. beach
b. market
c. palace
d. bridge
17. The fire is put out by the
a. policeman
b. fisherman
c. chairman
d. fireman
18. I will go to the to see an elephant.
a. room
b. prison
c. zoo
d. shop
19. Someone who shows interesting place to the tourists is called a
a. guide
b. foreigner
c. driver
d. visitor
20. I will go to the to buy English book.
a. cafeteria
b. library
c. hospital
d. bookstore

B. Isilah kata yang kosong di bawah ini dengan pilihan kata yang telah disediakan.

a. Underwater	c. Heaven	e. Habitat	g. Islands	i. Tourism
b. Waters	d. Divers	f. Archipelago	h. World	j. Shipwreks

Raja Ampat Islands

Raja Ampat (21) _____ is known as one of the most beautiful diving place in the world because of the beauty of its (22) _____ life. The archipelago, which is located in West Papua, has 610 (23) _____ surrounded by greatly clear (24) _____ and inhabited by a quarter of marine animal species that exist in the (25) _____.

Because of its beauty, this place becomes a (26) _____ for nautical (27) _____ lovers and also as a giant whale shark habitat. Moreover, it has a manta point dive that is, a place for (28) _____ to swim with giant manta ray that its wings reaches 9 meters long. We can also find (29) _____ and aircraft from World War II used as a (30) _____ of ornamental fish and colorful anemones.

Good Luck ^_^

Post-Test

Nama :
Kelas :

A. Pilihlah jawaban yang paling tepat dari pilihan a, b, c atau d.

1. My ambition is to become a I want to teach students in University.
 - a. lecturer
 - b. teacher
 - c. physician
 - d. supervisor
2. My Father is a He goes to the rice field everyday.
 - a. policeman
 - b. farmer
 - c. teacher
 - d. driver
3. Monalisa's painting was painted by Leonardo Da Vinci. He was a famous in his era.
 - a. painter
 - b. cooker
 - c. writer
 - d. Journalist
4. My friend's uncle is a He spends his day on the sea.
 - a. governor
 - b. engineer
 - c. sailor
 - d. dentist
5. I am looking for a , because I need a new shoes.
 - a. carpenter
 - b. postman
 - c. farmer
 - d. Shoemaker
6. My sister always looks for information about incident in this city, because she is a
 - a. teacher
 - b. mechanic
 - c. photographer
 - d. journalist
7. I am going to bring my broken jacket to the to repair it.
 - a. tailor
 - b. soldier
 - c. sailor
 - d. singer
8. I bought a beef in the yesterday.
 - a. butcher
 - b. carpenter
 - c. barber
 - d. fishmonger
9. My mother is a She works in Harapan Bunda Hospital.
 - a. Nurse
 - b. Lawyer
 - c. Barber
 - d. Lecturer
10. My uncle is a He drives a truck everyday.
 - a. driver
 - b. doctor
 - c. dentist
 - d. guest
11. My cousin is a she works in a plane.
 - a. nurse
 - b. model
 - c. baker
 - d. flight attendance
12. We have to go to that to pass the big river.
 - a. bridge
 - b. park
 - c. garden
 - d. Store

13. is the best place for the criminal.
 a. Mosque c. Hotel
 b. Jail d. Dormitory
14. We will go to the to watch the newest movie.
 a. park c. garden
 b. restaurant d. cinema
15. My mother buys some flower in the
 a. park c. florist
 b. office d. airport
16. After raining, the will appear.
 a. star c. moon
 b. storm d. rainbow
17. Raja Ampat has a beautiful panorama.
 a. island c. lake
 b. mountain d. ocean
18. Rubbish is one of the causes of in Jakarta.
 a. rain c. Storm
 b. Flood d. conflagration
19. If we go to the, we can see wonderful scenery of sea.
 a. beach c. market
 b. palace d. bridge
20. I am going to go to the to see beautiful peacock.
 a. market c. shop
 b. prison d. zoo

B. Isilah kata yang kosong di bawah ini dengan pilihan kata yang telah disediakan.

- | | | | | |
|---------------|------------|--------------|------------|----------------|
| a. underwater | b. Habitat | c. islands | d. Tourism | e. archipelago |
| f. world | g. Heaven | h. Shipwreks | i. waters | j. Aircraft |

Raja Ampat Islands

Raja Ampat (21)_____ is known as one of the most beautiful diving place in the(22)_____ because of the beauty of its (23)_____ life. The archipelago, which is located in West Papua, has 610 (24)_____ surrounded by greatly clear (25)_____ and inhabited by a quarter of marine animal species that exist in the world.

Because of its beauty, this place becomes a (26)_____ for nautical (27)_____ lovers and also as a giant whale shark (28)_____. Moreover, it has a manta point dive that is, a place for divers to swim with giant manta ray that its wings reaches 9 meters long. We can also find (29)_____ and (30)_____ from World War II used as a habitat of ornamental fish and colorful anemones.

DOCUMENTATIONS







CURRICULUM VITAE



The writer, **Elasari** was born in Bantaeng, 12th June 1996, South Sulawesi. She is the second children from two children of the couple of **H.Supri** and **Hj.Jumrah**. A woman who is called by Ella started her education at SD Inpres Sinoa, Bantaeng. After she finished in Elementary school, she continued her study in MTs Guppi Sinoa, Bantaeng. Than, she continue her study in MA Muhammadiyah Bantaeng. After graduated in 2015, she choose and registered at Alauddin State Islamic University of Makassar. She was student of Tarbiyah and Teaching Science Faculty, English Education Department in academic year 2015. Now she was finished her thesis under the title “*The Use of Music video Toward the Students’ Vocabulary Mastery at the First Grade students of Islamic Senior High School of Muhammadiyah Bantaeng*”.

UNIVERSITAS ISLAM NEGERI
ALAUDDIN
 M A K A S S A R



UNIVERSITAS ISLAM NEGERI
ALAUDDIN
M A K A S S A R